



ARIZONA DEPARTMENT OF
EDUCATION

Annual Report

Of the Arizona Superintendent of Public Instruction

Volume I

Fiscal Year 2024-2025

- ◆ Annual Financial Reports by District
- ◆ Annual Financial Reports by Charter

Tom Horne, Superintendent

January 2026

In compliance with ARS §15-255

Table of Contents

Volume I	Page
Superintendent of Public Instruction Letter	1
<u>General Statistical Information</u>	
State of Arizona General Fund Expenditures	2
Percent of Revenue by Year by Source	3
Maintenance and Operation Fund Expenditures by Year	4
Resident ADM History and Distribution	5
Distribution of School Districts by ADM and Size	6
State Summary of Number and Type of Public Schools	7
Arizona Online Instruction (AOI) Average Daily Membership (ADM)	8
State Summary by Grade of Pupil Enrollment – Districts Only	12
State Summary by Grade of Pupil Enrollment – Charters Only	13
<u>Arizona Department of Education – Financial</u>	
Financial Services State Funds	14
Financial Services Federal – Grants In Aid	18
Annual Financial Report of the County School Superintendents	22
Institutional and Residential Voucher Payment Summary by Disability Category	26
Arizona State Schools for the Deaf and Blind (ASDB) – Summary of Financial Data	27
Food Service Program Information.....	28
Arizona School Districts State Summary of Financial Data.....	52
Arizona Charter Schools State Summary of Financial Data.....	53
Current Expenditures and Per Pupil Expenditure Amounts – Definitions.....	54
Current Expenditures by Type of District and Charter Schools.....	58
Current Expenditures for Districts.....	59
Current Expenditures for Charter Schools.....	82
Expenditures by Fund for Districts.....	112
Expenditures by Project for Charter Schools	135
Volume II	
Section I – District Financial Information	
Arizona School District Financial and Statistical Data – Definitions	I-1
Arizona School District Summary of Financial Data by County ¹	I-6
Arizona School District State Totals	I-257
Index of School District, County, and State Summaries	I-258
Section II – Charter Financial Information	
Arizona Charter Financial and Statistical Data – Definitions	II-1
Arizona Charter Summary of Financial Data	II-4
Arizona Charter State Totals	II-424
Index of Charter State Summaries	II-425

¹Arizona School District Summary of County Totals is at the End of Each County Section.



Arizona Department of Education
Office of Superintendent Tom Horne

January 15, 2026

The Honorable Katie Hobbs
Governor of the State of Arizona
1700 West Washington
Street Phoenix, AZ 85007

Dear Governor Hobbs:

On behalf of the Arizona Department of Education, I am pleased to present to you, the Legislature, Arizona's public schools, and all Arizona citizens, the Superintendent's Annual Report for Fiscal Year 2024-2025, as required by 15-255, Arizona Revised Statutes.

On behalf of our team at the Arizona Department of Education, we look forward to partnering with you, the Legislature, the business community, and education leaders to ensure Arizona's education system achieves excellence.

Sincerely,

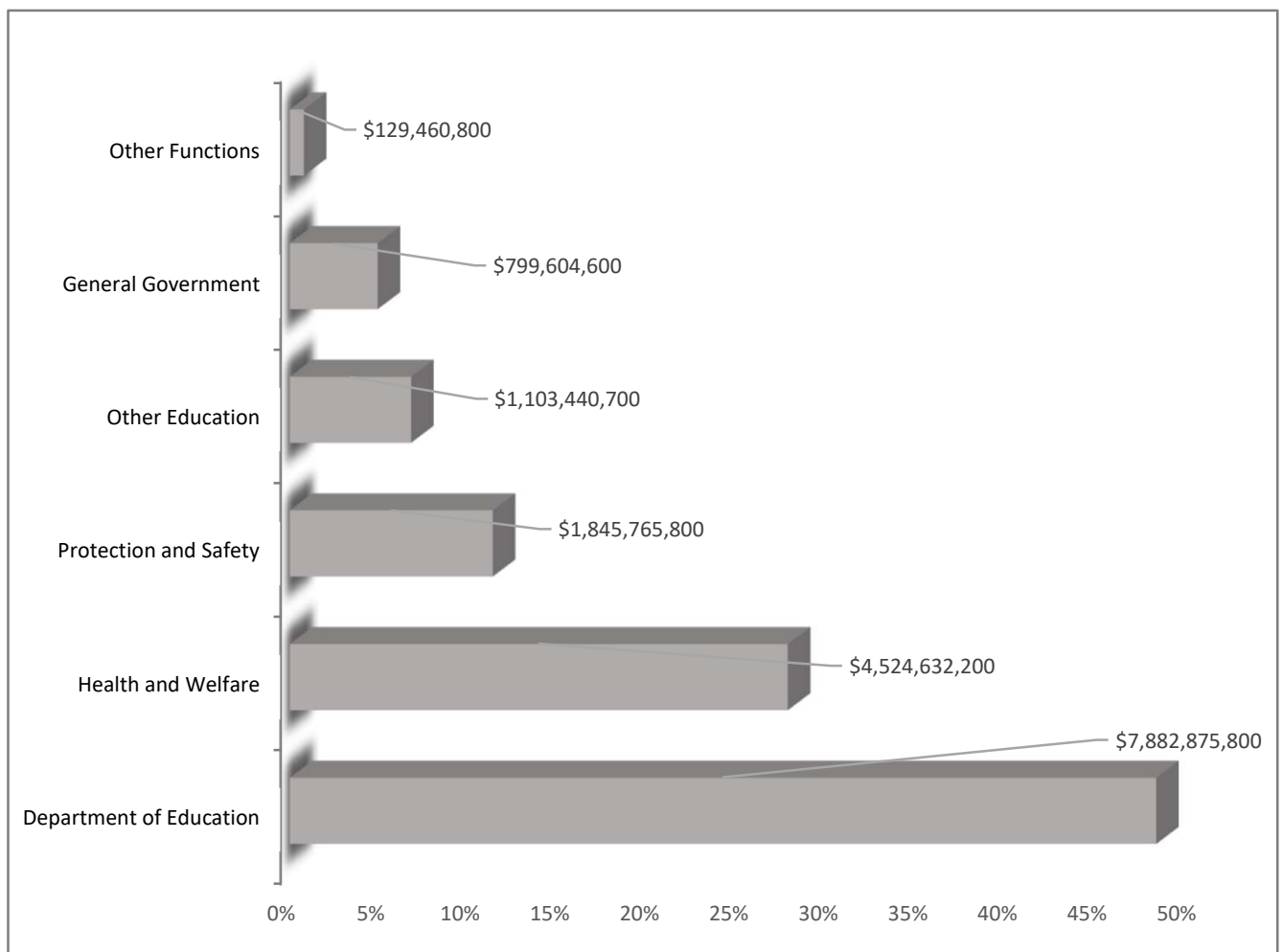
A handwritten signature in black ink that reads "Tom Horne".

Tom Horne
Superintendent of Public Instruction

State of Arizona General Fund Expenditures

The general fund appropriation for the State of Arizona in 2024-25 was \$16,285,779,900. The total for all education, which includes the Board of Regents, community colleges, and universities, was \$8,986,316,500 or 55.18 percent of the total appropriation. The Department of Education was appropriated \$7,882,875,800 or 48.40 percent of the total appropriation. The following chart represents a summary of the general fund appropriation by governmental function. The majority of the amount of the general fund appropriation to the Department of Education is distributed to local school districts and charter schools in state equalization assistance and additional state aid.

2024-25 STATE GENERAL FUND SUMMARY OF APPROPRIATED FUNDS BY FUNCTION



¹ Office of the Joint Legislative Budget Committee, State of Arizona. General Fund Annual Expenditures for Each Agency Historical Spending. FY 1979-FY 2026 (12/4/2025). *General Fund Operating Budget Spending* annual report. Accessed 12/8/2025 at: <https://www.azjlb.gov/historical-comparisons/>

Percent of Revenue by Year by Source

Fiscal Year	Total Revenues	Percent Federal	Percent State	Percent County	Percent Intermediate	Percent Local
2014-15 Districts	\$8,599,799,578	13.43%	37.92%	3.27%	0.00%	45.38%
2014-15 Charters	\$1,297,757,909	8.82%	83.41%	0.00%	0.08%	7.69%
2014-15 Total	\$9,897,557,487	12.83%	43.89%	2.84%	0.01%	40.44%
2015-16 Districts	\$8,831,579,351	13.55%	39.27%	3.24%	0.00%	43.94%
2015-16 Charters	\$1,445,941,003	7.28%	84.73%	0.00%	0.09%	7.90%
2015-16 Total	\$10,277,520,350	12.67%	45.67%	2.78%	0.01%	38.87%
2016-17 Districts	\$8,776,027,556	13.66%	39.28%	3.31%	0.00%	43.75%
2016-17 Charters	\$1,531,251,510	7.12%	84.66%	0.00%	0.15%	8.08%
2016-17 Total	\$10,307,279,060	12.69%	46.03%	2.82%	0.02%	38.45%
2017-18 Districts	\$9,087,662,180	13.15%	39.71%	3.18%	0.00%	43.95%
2017-18 Charters	\$1,650,130,918	7.14%	84.24%	0.00%	0.11%	8.51%
2017-18 Total	\$10,737,793,090	12.23%	46.56%	2.70%	0.02%	38.51%
2018-19 Districts	\$9,799,247,310	12.89%	42.15%	2.98%	0.00%	41.99%
2018-19 Charters	\$1,872,341,758	7.20%	84.28%	0.00%	0.04%	8.48%
2018-19 Total	\$11,671,589,060	11.97%	48.91%	2.50%	0.01%	36.62%
2019-20 Districts	\$10,245,693,550	12.19%	44.48%	3.03%	0.00%	40.30%
2019-20 Charters	\$1,994,852,340	7.29%	85.89%	0.00%	0.15%	6.67%
2019-20 Total	\$12,240,545,890	11.39%	51.23%	2.54%	0.02%	34.82%
2020-21 Districts	\$10,619,654,910	17.84%	40.27%	3.00%	0.00%	38.88%
2020-21 Charters	\$2,283,843,192	14.21%	80.42%	0.00%	0.02%	5.34%
2020-21 Total	\$12,903,498,100	17.20%	47.38%	2.47%	0.00%	32.95%
2021-22 Districts	\$12,024,584,800	19.63%	40.91%	2.72%	0.00%	36.75%
2021-22 Charters	\$2,537,186,502	15.14%	78.64%	0.00%	0.12%	6.10%
2021-22 Total	\$14,561,771,300	18.85%	47.48%	2.24%	0.02%	31.41%
2022-23 Districts	\$13,069,424,101	18.55%	45.37%	0.10%	0.00%	35.99%
2022-23 Charters	\$2,806,553,612	14.48%	78.35%	0.00%	0.05%	7.12%
2022-23 Total	\$15,875,977,713	17.83%	51.20%	0.08%	0.01%	30.88%
2023-24 Districts	\$13,938,057,571	17.80%	47.02%	0.03%	0.00%	35.15%
2023-24 Charters	\$2,883,731,762	11.64%	80.89%	0.00%	0.08%	7.40%
2023-24 Total	\$16,821,789,332	16.74%	52.83%	0.03%	0.01%	30.39%
2024-25 Districts	\$13,666,313,772	15.09%	47.90%	0.07%	0.00%	36.94%
2024-25 Charters	\$2,784,194,294	8.05%	84.15%	0.00%	0.03%	7.77%
2024-25 Total	\$16,450,508,066	13.90%	54.04%	0.06%	0.00%	32.00%

Maintenance and Operation Fund Expenditures by Year

The \$9,976,182,238 total expenditures for Maintenance and Operation (M&O)* for FY 2025 represents a 3.1% change over FY 2024 M&O expenditures.

Fiscal Year	M&O Expenditures*	Dollar Change	Percent Change
2015-16 Districts	\$5,374,427,598	\$37,407,856	0.7%
2015-16 Charters	\$1,172,760,103	\$98,808,405	9.2%
2015-16 Total	\$6,547,187,701	\$136,216,261	2.1%
2016-17 Districts	\$5,668,979,645	\$294,552,047	5.5%
2016-17 Charters	\$1,290,150,277	\$117,390,174	10.0%
2016-17 Total	\$6,959,129,922	\$411,942,221	6.3%
2017-18 Districts	\$5,733,676,610	\$64,696,966	1.1%
2017-18 Charters	\$1,400,432,565	\$110,282,288	8.5%
2017-18 Total	\$7,134,109,175	\$174,979,254	2.5%
2018-19 Districts	\$6,124,329,305	\$390,652,695	6.8%
2018-19 Charters	\$1,525,642,155	\$125,209,590	8.9%
2018-19 Total	\$7,649,971,460	\$515,862,285	7.2%
2019-20 Districts	\$6,256,540,818	\$132,211,512	2.2%
2019-20 Charters	\$1,609,095,898	\$83,453,743	5.5%
2019-20 Total	\$7,865,636,716	\$215,665,255	2.8%
2020-21 Districts	\$6,156,476,916	-\$100,063,902	-1.6%
2020-21 Charters	\$1,642,443,152	\$33,347,254	2.1%
2020-21 Total	\$7,798,920,068	-\$66,716,648	-0.8%
2021-22 Districts	\$6,513,430,301	\$356,953,385	5.8%
2021-22 Charters	\$1,775,771,590	\$133,328,438	8.1%
2021-22 Total	\$8,289,201,890	\$490,281,823	6.3%
2022-23 Districts	\$7,042,031,218	\$528,600,917	8.1%
2022-23 Charters	\$1,955,675,875	\$179,904,285	10.1%
2022-23 Total	\$8,997,707,093	\$708,505,203	8.5%
2023-24 Districts	\$7,561,518,576	\$519,487,358	7.4%
2023-24 Charters	\$2,115,391,168	\$159,715,293	8.2%
2023-24 Total	\$9,676,909,744	\$679,202,651	7.5%
2024-25 Districts	\$7,745,188,178	\$183,669,602	2.4%
2024-25 Charters	\$2,230,994,060	\$115,602,892	5.5%
2024-25 Total	\$9,976,182,238	\$299,272,494	3.1%

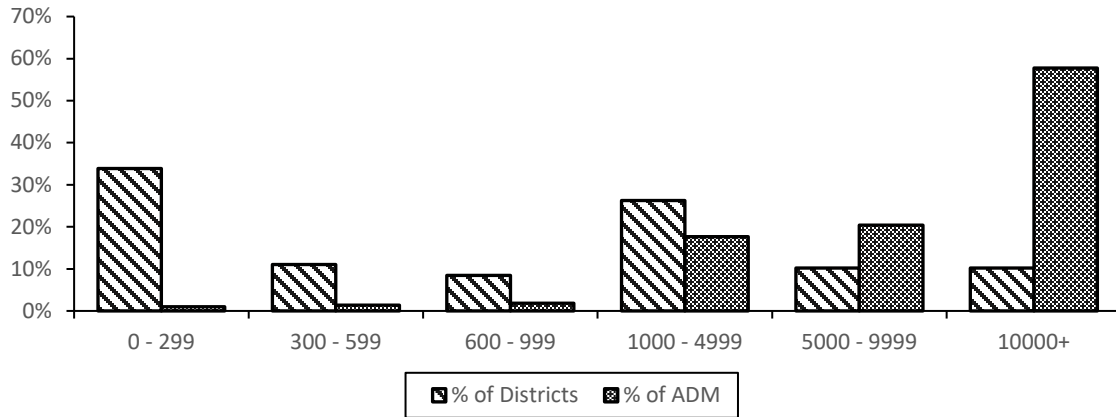
* Charter Schools are not required to distinguish expenditures for capital from those expenditures made for M&O purposes. District Total M&O Expenditures do not include capital purchases.

Resident ADM History and Distribution

Fiscal Year	Preschool Disabled ADM	Elementary ADM *	Secondary ADM	Total ADM *	Percent Change
2016-17 Districts	4,727	604,625	308,635	917,987	
2016-17 Charter Schools		128,618	51,051	179,669	
2016-17 Total	4,727	733,243	359,686	1,097,656	1.37%
2017-18 Districts	4,892	598,934	312,095	915,921	
2017-18 Charter Schools		133,147	53,556	186,703	
2017-18 Total	4,892	732,081	365,651	1,102,624	0.45%
2018-19 Districts	4,909	589,910	313,189	908,008	
2018-19 Charter Schools		142,421	56,616	199,037	
2018-19 Total	4,909	732,331	369,805	1,107,045	0.40%
2019-20 Districts	5,204	586,366	317,800	909,370	
2019-20 Charter Schools		144,729	57,904	202,633	
2019-20 Total	5,204	731,095	375,704	1,112,003	0.45%
2020-21 Districts	4,075	544,722	310,505	859,302	
2020-21 Charter Schools		160,716	60,045	220,761	
2020-21 Total	4,075	705,438	370,550	1,080,063	-2.96%
2021-22 Districts	4,189	550,072	323,455	877,716	
2021-22 Charter Schools		160,503	60,336	220,839	
2021-22 Total	4,189	710,575	383,791	1,098,555	1.68%
2022-23 Districts	4,434	545,100	325,430	874,965	
2022-23 Charter Schools		161,022	63,315	224,337	
2022-23 Total	4,434	706,122	388,746	1,099,302	0.07%
2023-2024 District	4,839	533,191	326,872	864,903	
2023-2024 Charter Schools		158,837	64,447	223,284	
2023-2024 Total	4,839	692,028	391,319	1,088,187	-1.01%
2024-2025 District	4,941	525,640	324,023	854,604	
2024-2025 Charter Schools		158,570	65,877	224,447	
2024-2025 Total	4,941	684,211	389,900	1,079,052	-0.84%

* Elementary ADM spans grades K - 8.

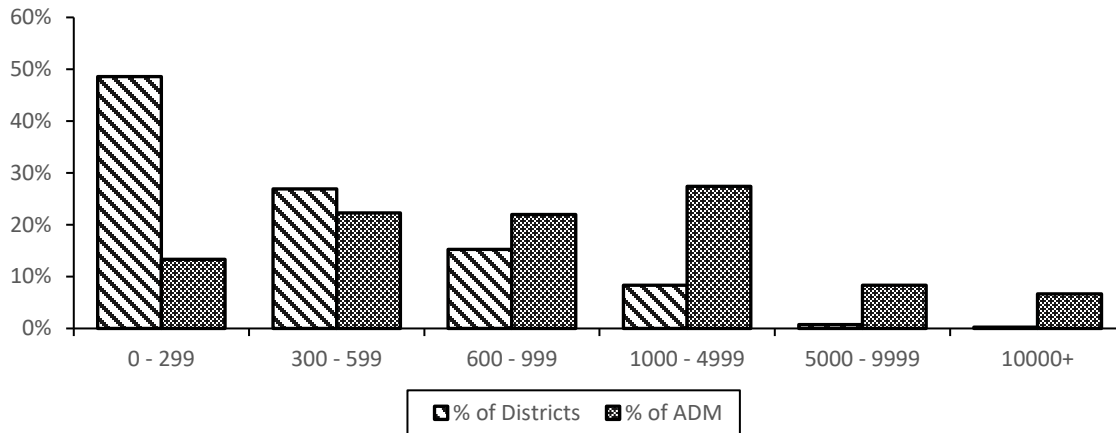
Distribution of School Districts by ADM and Size



Group	ADM	% of ADM	No. of Districts	% of Districts
0 - 299	8,436	1.0%	80	33.9%
300 - 599	11,617	1.4%	26	11.0%
600 - 999	15,966	1.9%	20	8.5%
1000 - 4999	150,816	17.6%	62	26.3%
5000 - 9999	174,295	20.4%	24	10.2%
10000+	493,474	57.7%	24	10.2%
Total	854,604	100.0%	236	100.0%

The total district fall enrollment for FY24-25 was 871,526. A breakdown of school district enrollment by racial and ethnic background is included in page 12.

Distribution of Charter Districts by ADM and Size



Group	ADM	% of ADM	No. of Districts	% of Districts
0 - 299	30,262	13.5%	204	48.6%
300 - 599	49,910	22.2%	113	26.9%
600 - 999	49,237	21.9%	64	15.2%
1000 - 4999	61,370	27.3%	35	8.3%
5000 - 9999	18,703	8.3%	3	0.7%
10000+	14,966	6.7%	1	0.2%
Total	224,448	100.0%	420	100.0%

The total charter fall enrollment for FY 2024-25 was 231,660. A breakdown of charter school enrollment by racial and ethnic background is included on page 13.

State Summary of Number and Type of Public Schools

County	TD*	Elementary		High School		Unified District Count		Charter Schools			Accommodation			
		Districts	Schools	Districts	Schools	Districts	Elementary Schools	High Schools	Combined Schools	Elementary Schools	Districts	Elementary Schools	High Schools	Combined Schools
Apache	0	4	4	0	0	7	25	3	0	0	0	0	0	0
Cochise	0	10	12	1	1	9	26	5	3	3	4	3	0	1
Cocconino	1	1	1	0	0	6	23	4	10	7	0	3	3	0
Gila	0	3	4	0	0	5	12	4	2	1	0	1	0	1
Graham	1	2	2	0	0	4	10	3	2	2	0	0	0	0
Greenlee	1	1	1	0	0	2	3	0	0	0	0	0	0	0
La Paz	0	4	5	1	1	1	4	0	0	0	0	0	0	0
Maricopa	0	33	320	6	60	16	327	69	292	196	90	96	1	1
Mohave	0	7	15	1	3	5	20	4	8	7	3	3	0	0
Navajo	0	0	0	0	0	11	35	5	2	1	2	2	1	0
Pima	2	3	5	0	0	11	170	26	59	34	29	15	1	0
Pinal	0	8	26	2	5	8	37	14	15	13	6	6	1	0
Santa Cruz	0	3	3	1	1	2	12	1	5	4	1	0	0	0
Yavapai	1	10	15	1	3	9	28	9	18	13	3	5	2	0
Yuma	0	7	52	2	10	0	0	0	4	5	3	2	0	0
Total	6	96	465	15	84	96	732	147	420	286	141	136	9	3

Total Elementary Schools= 1,487

Total High Schools= 345

Total Combined Schools= 286

Total Number of Schools/Sites= 2,118

The three combined schools columns represent schools that serve students in one or more grades in both elementary school grades (PS, KG, & 1-8) and high school grades (9-12).

The above table includes charter Arizona Online Instruction (AOI) schools and district AOI schools.

This list excludes 14 Career and Technical Education Districts (CTEDs). Additionally, 291 CTED sites are excluded. CTEDs operate satellite sites or programs on the campuses of their member districts as well as centralized campuses throughout the CTED district.

**Arizona Online Instruction Average Daily Membership (ADM)
School Year 2024-2025
A.R.S. §15-808 Arizona Online Instruction (AOI)**

District/Charter	AOI School	ADM by Grade										Total AOI Students
		K-8		9-12		K-12						
		Full-Time	Part-Time	Full-Time	Part-Time	Full-Time	Part-Time	Full-Time	Part-Time	Full-Time	Part-Time	
Amphitheater Unified District	Amphi Academy Online	5.8	12.9	56.9	38.3	62.7	51.3	114.0	255			
Antelope Union High School District	AUHS Online Academy	0.0	0.0	2.2	0.9	2.2	0.9	3.1	15			
Bagdad Unified District	Sultan Virtual Academy	5.0	0.0	18.1	0.0	23.1	0.0	23.1	43			
Balsz Elementary District	Balsz Online Academy (B.O.A.)	3.9	0.0	0.0	0.0	3.9	0.0	3.9	20			
Benson Unified School District	Benson Digital Learning Center Online	9.5	0.0	45.7	0.0	55.2	0.0	55.2	90			
Bisbee Unified District	Copper Credits	0.0	0.0	0.2	0.0	0.2	0.0	0.2	14			
Buckeye Union High School District	BUHSD Institute of Online Learning	0.0	0.0	62.7	13.7	62.7	13.7	76.4	437			
Camp Verde Unified District	Camp Verde Online	0.0	0.0	1.0	0.0	1.0	0.0	1.0	5			
Cave Creek Unified District	Cave Creek Academy of Excellence	0.0	0.0	2.0	8.0	2.0	8.0	10.0	59			
Chandler Unified District #80	Chandler Online Academy	72.0	11.5	120.0	184.5	192.0	196.0	387.9	1,309			
Coconino County Accommodation School District	CCASD Online Instruction	0.0	0.0	9.1	4.1	9.1	4.1	13.2	60			
Colorado River Union High School District	CRUHSD Academy	0.0	0.0	108.7	1.2	108.7	1.2	109.8	301			
Coolidge Unified District	Coolidge Virtual Academy	20.0	0.0	92.8	0.0	112.8	0.0	112.8	174			
Creighton Elementary District	Creighton Virtual Academy	14.4	0.0	0.0	0.0	14.4	0.0	14.4	45			
Deer Valley Unified District	Aspire, Deer Valley's Online Academy	87.3	0.3	112.8	61.7	200.1	62.0	262.1	1,665			
Flagstaff Unified District	Northern Arizona Distance Learning	2.3	0.0	21.0	2.6	23.3	2.6	25.9	90			
Florence Unified School District	Florence Virtual Academy	7.2	0.0	107.1	0.0	114.3	0.0	114.3	220			
Flowing Wells Unified District	Flowing Wells Digital Campus	0.0	0.0	24.4	0.0	24.4	0.0	24.4	100			
Fountain Hills Unified District	Fountain Hills Virtual Academy	8.1	0.6	30.1	0.0	38.2	0.6	38.8	112			
Gadsden Elementary District	Gadsden Academy of Remote Learning	6.4	0.0	0.0	0.0	6.4	0.0	6.4	32			
Glendale Elementary District	Glendale Elementary Online (G.E.O.) Learning	24.5	0.0	0.0	0.0	24.5	0.0	24.5	37			
Glendale Union High School District	Glendale Union Online	0.0	0.0	242.1	7.5	242.1	7.5	249.6	694			
Globe Unified District	Tiger Knowledge Online (TKO)	9.4	0.0	14.6	1.2	24.0	1.2	25.2	69			
Higley Unified School District	Higley Virtual Academy	10.8	0.0	69.1	67.9	79.9	67.9	147.8	565			
Isaac Elementary District	Isaac Online Prep Academy	138.0	0.0	0.0	0.0	138.0	0.0	138.0	298			
J O Combs Unified School District	Combs Online School for Success	7.5	0.0	67.5	0.0	75.0	0.0	75.0	256			
Kingman Unified School District	Kingman Online Learning Academy (KOLA) Middle Scho	38.9	0.0	0.0	0.0	38.9	0.0	38.9	102			
Kingman Unified School District	Kingman Online Learning Academy (KOLA) High School	0.0	0.0	274.5	9.5	274.5	9.5	283.9	578			
Lake Havasu Unified District	Havasutonline	32.7	0.0	345.6	0.5	378.4	0.5	378.9	664			
Littleton Elementary District	LESD Online Academy	38.4	0.0	0.0	0.0	38.4	0.0	38.4	58			
Marana Unified District	Marana Distance Learning	1.0	3.9	4.9	16.3	5.9	20.3	26.1	134			
Maricopa Unified School District	Maricopa Virtual Academy	48.2	0.0	124.0	0.0	172.2	0.0	172.2	273			
Mesa Unified District	Mesa Digital Learning Program	28.2	1.9	60.4	79.4	88.6	81.3	169.9	654			
Mingus Union High School District	Mingus Online Academy	0.0	0.0	18.8	0.3	18.8	0.3	19.1	107			
Mohave Valley Elementary District	Mohave Valley Connections Academy	12.3	0.2	0.0	0.0	12.3	0.2	12.6	47			

A.R.S. §15-808 allows for the State Board of Education to select traditional public schools and the State Board for Charter Schools to sponsor charter schools to be online course providers or online schools. Included here are the fundable ADM generated for each of the Arizona Online Instruction (AOI) schools as well as the total number of students enrolled throughout the year. ADM and enrollment counts reported here are also included in other district and charter reports.

**Arizona Online Instruction Average Daily Membership (ADM)
School Year 2024-2025
A.R.S. §15-808 Arizona Online Instruction (AOI)**

District/Charter	AOI School	ADM by Grade						Total K-12	Total AOI Students
		K-8		9-12		K-12			
		Full-Time	Part-Time	Full-Time	Part-Time	Full-Time	Part-Time		
Nadaburg Unified School District	Nadaburg Online Virtual Academy	0.0	0.0	0.0	0.0	0.0	0.0	0.0	27
Nogales Unified District	NUSD Online	8.0	0.0	76.1	0.0	84.1	0.0	84.1	373
Page Unified School District #8	Sage & Sand Academy	2.2	0.0	6.1	0.0	8.3	0.0	8.3	29
Paradise Valley Unified District	pVONLINE	21.2	0.9	78.7	6.7	99.8	7.6	107.4	243
Peach Springs Unified District	Music Mountain Academy	0.0	0.0	0.9	0.0	0.9	0.0	0.9	12
Peoria Unified School District	Peoria eCampus	60.8	0.0	61.2	101.8	122.0	101.8	223.8	1,013
Phoenix Union High School District	Phoenix Digital Academy	0.0	0.0	3.1	30.4	3.1	30.4	33.5	131
Queen Creek Unified District	Queen Creek Virtual Academy	49.0	0.0	212.8	8.0	261.8	8.0	269.8	432
Riverside Elementary District	Riverside Elementary School District (RESD) STEM2	5.7	0.0	0.0	0.0	5.7	0.0	5.7	15
Round Valley Unified District	Round Valley AOI	7.4	0.0	27.9	0.0	35.3	0.0	35.3	117
Sahuarita Unified District	Sahuarita Digital Pathways Academy	32.3	0.0	66.9	0.5	99.2	0.5	99.6	195
Scottsdale Unified District	Scottsdale Online Learning	1.8	0.0	95.3	5.3	97.0	5.3	102.4	271
Sedona-Oak Creek JUSD #9	Red Rock Academy	0.0	0.0	3.4	0.0	3.4	0.0	3.4	29
Show Low Unified District	WMI ON LINE	1.5	0.0	2.8	0.0	4.2	0.0	4.2	17
Tempe Union High School District	TAPBI	0.0	0.0	96.4	0.0	96.4	0.0	96.4	3,296
Thatcher Unified District	Eagle Online Academy	2.4	0.0	24.7	0.0	27.2	0.0	27.2	70
Tucson Unified District	Tucson Unified Virtual Academy	389.6	7.3	332.0	2.8	721.6	10.2	731.8	2,538
Vail Unified District	Vail Innovation Center	3.0	0.6	21.2	0.9	24.3	1.5	25.7	487
Washington Elementary School District	Washington Elementary School District Online Learn	82.5	0.0	0.0	0.0	82.5	0.0	82.5	135
Wickenburg Unified District	Wickenburg Virtual Academy	2.6	0.0	27.8	0.3	30.4	0.3	30.7	109
Yuma Elementary District	Yuma District One Digital Learning Academy	18.1	0.0	0.0	0.0	18.1	0.0	18.1	27
Yuma Union High School District	Yuma Online Distance Academy	0.0	0.0	20.8	9.5	20.8	9.5	30.3	115
District School Totals		1,319.9	40.1	3,194.4	663.8	4,514.3	704.2	5,218.1	19,263

A.R.S. §15-808 allows for the State Board of Education to select traditional public schools and the State Board for Charter Schools to sponsor charter schools to be online course providers or online schools. Included here are the fundable ADM generated for each of the Arizona Online Instruction (AOI) schools as well as the total number of students enrolled throughout the year. ADM and enrollment counts reported here are also included in other district and charter reports.

**Arizona Online Instruction Average Daily Membership (ADM)
School Year 2024-2025
A.R.S. §15-808 Arizona Online Instruction (AOI)**

District/Charter	AOI School	ADM by Grade										Total AOI Students			
		K-3		9-12		K-12									
		Full-Time	Part-Time	Full-Time	Part-Time	Full-Time	Part-Time	Full-Time	Part-Time	Full-Time	Part-Time				
American Leadership Academy, Inc.	AMERICAN LEADERSHIP ACADEMY VIRTUAL	109.1	2.2	385.9	88.4	495.0	90.6	585.6	1,998						
Archway Classical Academy Trivium West	Great Hearts Online - Arizona	208.4	0.0	39.1	0.0	247.4	0.0	247.4	360						
Arizona Agribusiness & Equine Center INC.	AAEC Online	0.0	0.0	58.5	0.0	58.5	0.0	58.5	92						
Arizona Autism Charter Schools, Inc.	Arizona Autism Charter - Online High School	0.0	0.0	90.8	0.0	90.8	0.0	90.8	103						
Arizona Autism Charter Schools, Inc.	Arizona Autism Charter School-Online K-8	106.2	2.0	0.0	0.0	106.2	2.0	108.3	130						
Arizona Collaborative Learning Partners, Inc.	Virtual Preparation Academy of Arizona	74.9	0.0	6.3	0.0	81.2	0.0	81.2	132						
Arizona Connections Academy Charter School, Inc.	Arizona Connections Academy	985.8	0.0	816.2	0.0	1,802.0	0.0	1,802.0	2,711						
Arizona Education Solutions	Virtual School of Arizona	478.9	6.1	524.1	9.0	1,003.0	15.1	1,018.0	1,602						
Arizona Education Solutions	State Online School	415.1	5.5	677.1	17.9	1,092.2	23.3	1,115.5	1,865						
ASU Preparatory Academy Digital	ASU Preparatory Academy Digital	1,918.7	10.3	2,045.4	65.4	3,964.2	75.8	4,040.0	5,682						
Blueprint Education	Hope High School Online	0.0	0.0	385.5	43.0	385.5	43.0	428.5	797						
Carpe Diem Collegiate High School	Desert View Online School	0.0	0.0	4.9	0.0	4.9	0.0	4.9	7						
Colearn Academy Arizona	Colearn Academy Arizona	122.8	0.0	53.5	1.2	176.3	1.2	177.4	219						
Daisy Education Corporation dba Sonoran Science Ac	Sonoran Virtual Academy	70.2	0.0	0.0	0.0	70.2	0.0	70.2	107						
Edkey, Inc. - Sequoia Choice Schools	Sequoia Choice School Arizona Distance Learning Sc	695.1	2.7	831.4	24.6	1,526.5	27.2	1,553.7	3,292						
Educational Options Foundation	EdOptions HS Learning Center	42.8	0.1	548.3	13.5	591.1	13.6	604.7	1,293						
Eduprize Schools, LLC	EDUPRIZE ONLINE INSTRUCTION	29.2	0.3	18.0	0.0	47.1	0.3	47.4	73						
Estrella Educational Foundation	MIT STEM2 Online High School	0.0	0.0	5.3	0.0	5.3	0.0	5.3	10						
Freedom Preparatory Academy	Freedom Prep Academy - Mesa	309.5	0.0	191.3	2.0	500.7	2.0	502.8	632						
Humanities and Sciences Academy of the United Slat	Humanities and Sciences Academy Arizona	0.0	0.0	0.0	0.8	0.0	0.8	0.8	1						
Intelli-School, Inc.	IntelliSchool Online	0.0	0.0	3.3	0.4	3.3	0.4	3.6	17						
Kaizen Education Foundation dba Mission Heights PT	Leona Connected High School	0.0	0.0	201.6	0.1	201.6	0.1	201.7	636						
LEAD Charter Schools	Leading Edge Academy Online	35.9	0.0	34.9	0.0	70.7	0.0	70.7	114						
Legacy Traditional School - Surprise	Legacy Online Academy	308.1	0.0	0.0	0.0	308.1	0.0	308.1	488						
Leman Academy of Excellence, Inc.	Leman Virtual Academy	72.7	3.0	0.0	0.0	72.7	3.0	75.7	131						
Liberty Traditional Charter School	Arizona Online Charter School	39.4	0.0	0.0	0.0	39.4	0.0	39.4	63						
Ombudsman Educational Services, Ltd., a subsidiary	Ombudsman Online Academy	0.0	0.0	319.1	0.0	319.1	0.0	319.1	881						
Online School of Arizona	Online School of Arizona	0.0	0.0	24.0	0.0	24.0	0.0	24.0	70						
PAS Charter, Inc., dba Intelli-School	PAS Charter Online	0.0	0.0	3.1	0.3	3.1	0.3	3.4	36						
Pathways In Education-Arizona, Inc.	Pathways in Education	0.0	0.0	203.5	0.0	203.5	0.0	203.5	303						
Pinnacle Education-Tempe, Inc.	Pinnacle Online High School	44.2	18.3	134.5	84.9	178.7	103.2	282.0	574						
Pinnacle Education-WMCB, Inc.	Pinnacle Online - WMCB	0.0	0.0	40.9	24.5	40.9	24.5	65.4	127						
Portable Practical Educational Preparation, Inc. (Arizona Virtual Academy	3,138.9	0.0	1,372.2	0.0	4,511.1	0.0	4,511.1	6,332						
Portable Practical Educational Preparation, Inc. (Arizona Insight Academy	201.1	0.0	769.9	0.0	971.0	0.0	971.0	1,562						
Premier Prep Online Academy	Premier Prep Online Academy	55.1	0.0	170.4	0.2	225.5	0.2	225.7	305						
Primavera Virtual Academy	Primavera - Online	1,760.5	0.1	5,125.5	578.8	6,886.0	578.9	7,464.9	10,525						

A.R.S. §15-808 allows for the State Board of Education to select traditional public schools and the State Board for Charter Schools to sponsor charter schools to be online course providers or online schools. Included here are the fundable ADM generated for each of the Arizona Online Instructions (AOI) schools as well as the total number of students enrolled throughout the year. ADM and enrollment counts reported here are also included in other district and charter reports.

**Arizona Online Instruction Average Daily Membership (ADM)
School Year 2024-2025
A.R.S. §15-808 Arizona Online Instruction (AOI)**

District/Charter	AOI School	ADM by Grade						Total K-12	Total AOI Students
		K-8		9-12		K-12			
		Full-Time	Part-Time	Full-Time	Part-Time	Full-Time	Part-Time		
SC Jensen Corporation, Inc. dba Intelli-School	SC Jensen Online	0.0	0.0	4.0	0.3	4.0	0.3	4.3	23
Self Development Charter School	Self Development Online Academy	3.6	0.0	0.0	0.0	3.6	0.0	3.6	7
Southern Arizona Community Academy, Inc.	SACA Online	0.0	0.0	21.2	0.0	21.2	0.0	21.2	57
The Grande Innovation Academy	Path to Potential	0.0	0.0	0.0	0.0	0.0	0.0	0.0	7
ThrivePoint High School, Inc.	ThrivePoint Online High School	0.0	0.0	492.8	48.3	492.8	48.3	541.1	1,699
Valor Preparatory Academy, LLC	Valor Preparatory Academy	99.3	0.0	133.0	0.6	232.2	0.6	232.8	282
West Gilbert Charter Middle School, Inc.	Imagine Online Academy of Arizona	85.5	0.0	0.0	0.0	85.5	0.0	85.5	158
Charter School Totals		11,411.0	50.6	15,735.5	1,004.2	27,146.1	1,054.7	28,200.8	51,503
Grand Totals		12,730.9	90.7	18,929.9	1,668.0	31,660.4	1,758.9	33,418.9	70,766

A.R.S. §15-808 allows for the State Board of Education to select traditional public schools and the State Board for Charter Schools to sponsor charter schools to be online course providers or online schools. Included here are the fundable ADM generated for each of the Arizona Online Instructions (AOI) schools as well as the total number of students enrolled throughout the year. ADM and enrollment counts reported here are also included in other district and charter reports.

State Summary by Grade of Pupil Enrollment
Districts Only
FY 2024-2025 Race/Ethnicity¹

	Asian	American Indian, Alaska Native	Black, African American	Hispanic, Latino ²	White	Native Hawaiian, Pacific Islander	Other Multi- Race Non- Hispanic ³	Total
PSD ⁴	591	768	967	9,809	6,811	43	986	19,975
Kindergarten	1,248	2,328	3,033	27,594	16,421	169	2,627	53,420
Grade One	1,388	2,555	3,187	29,224	17,228	218	2,712	56,512
Grade Two	1,408	2,795	3,421	30,444	18,521	224	2,962	59,775
Grade Three	1,401	3,000	3,390	31,992	20,159	226	3,045	63,213
Grade Four	1,424	2,784	3,293	31,196	19,661	204	2,741	61,303
Grade Five	1,489	2,926	3,501	32,369	20,665	219	2,747	63,916
Grade Six	1,611	2,994	3,520	31,923	20,762	249	2,717	63,776
Grade Seven	1,553	3,066	3,549	31,946	21,140	210	2,737	64,201
Grade Eight	1,525	3,173	3,667	32,487	21,477	257	2,730	65,316
Ungraded Elementary	9	20	32	295	146	3	30	535
Total Elementary	13,647	26,409	31,560	289,279	182,991	2,022	26,034	571,942
Grade Nine	2,072	3,434	4,268	36,386	23,569	245	3,022	72,996
Grade Ten	2,229	3,658	4,274	37,055	24,444	261	3,047	74,968
Grade Eleven	2,305	3,518	4,175	37,041	24,798	280	2,999	75,116
Grade Twelve	2,218	3,599	4,306	37,494	25,749	259	2,879	76,504
Total Secondary	8,824	14,209	17,023	147,976	98,560	1,045	11,947	299,584
Grand Total	22,471	40,618	48,583	437,255	281,551	3,067	37,981	871,526

Prior Year State Fall Enrollment
FY 2023-2024

Elementary	581,374
Secondary	303,810
Total	885,184

¹Fiscal Year 2024-2025 is using state fall enrollment data provided by ADE's Accountability & Research unit.

²Fiscal Year 2024-2025 enrollment data lists Hispanic, Latino as its own category and not as an ethnic subset of a specific race.

³Students reported with multiple races.

⁴Preschool children with disabilities.

State Summary by Grade of Pupil Enrollment
Charters Only
FY 2024-2025 Race/Ethnicity¹

	Asian	American Indian, Alaska Native	Black, African American	Hispanic, Latino ²	White	Native Hawaiian, Pacific Islander	Other Multi-Race Non-Hispanic ³	Total
PSD ⁴	-	-	-	-	-	-	-	-
Kindergarten	1,156	233	1,322	7,638	6,004	60	915	17,328
Grade One	1,173	285	1,310	7,954	6,316	49	969	18,056
Grade Two	1,292	280	1,313	8,104	6,419	68	1,033	18,509
Grade Three	1,282	280	1,340	8,318	6,526	75	968	18,789
Grade Four	1,358	245	1,360	7,912	6,597	65	965	18,502
Grade Five	1,338	264	1,350	8,045	6,743	64	936	18,740
Grade Six	1,369	340	1,390	8,082	6,877	67	1,009	19,134
Grade Seven	1,332	336	1,300	7,817	6,909	68	905	18,667
Grade Eight	1,302	397	1,329	7,761	6,865	83	925	18,662
Ungraded Elementary	0	0	1	3	2	0	0	6
Total Elementary	11,602	2,660	12,015	71,634	59,258	599	8,625	166,393
Grade Nine	729	336	838	5,518	5,123	46	622	13,212
Grade Ten	623	381	872	6,151	5,478	50	584	14,139
Grade Eleven	605	437	1,038	6,985	5,525	46	599	15,235
Grade Twelve	680	898	1,628	11,577	7,036	92	770	22,681
Total Secondary	2,637	2,052	4,376	30,231	23,162	234	2,575	65,267
Grand Total	14,239	4,712	16,391	101,865	82,420	833	11,200	231,660

Prior Year State Fall Enrollment
FY 2023-2024

Elementary	166,767
Secondary	64,733
Total	231,500

¹Fiscal Year 2024-2025 is using state fall enrollment data provided by ADE's Accountability & Research unit.

²Fiscal Year 2024-2025 enrollment data lists Hispanic, Latino as its own category and not as an ethnic subset of a specific race.

³Students reported with multiple races.

⁴Preschool children with disabilities.

FINANCIAL SERVICES
STATE FUNDS
STATEMENT OF REVENUES AND EXPENDITURES
JULY 1, 2024 - JUNE 30, 2025

6011 6111

	State Appropriations and Proposition 301 Funds	Carryover Amount	Current Year's Appropriation & Refunds	Total Available	Personal Services	Employee Related
OFFICE OF THE SUPERINTENDENT						
1	Operating Lum Sum (OLS Functions)	2,186,469	13,339,600	15,526,069	6,646,287	2,465,396
2	Empowerment Scholarship (ESA120)	130,515		130,515	82,225	48,291
3	TOTAL OFFICE OF THE SUPERINTENDENT	2,316,984	13,339,600	15,656,584	6,728,512	2,513,686
Formula Programs						
4	Additional State Aid to Schools		526,653,100	526,653,100		
5	Basic State Aid		6,251,756,800	6,251,756,800		
6	Basic State Aid Deferred Payment		800,727,700	800,727,700		
7	Classroom Site Fund	118,052,456	1,042,827,513	1,160,879,969		
8	Instructional Improvement Fund	37,244,335	83,366,430	120,610,765		
9	Other State Aid to Districts	101,176		101,176		
10	Permanent State Common School Fund		357,889,000	357,889,000		
11	Special Education Fund	13,262,661	36,029,200	49,291,861	192,578	100,070
12	Statewide Assessment Supplemental - Special Ed Fund		2,000,000	2,000,000		
13	State Aid Supplement		75,000,000	75,000,000		
14	TOTAL STATUTORY FORMULA PROGRAMS	168,660,628	9,176,249,743	9,344,910,372	192,578	100,070
Non-Formula Programs						
15	Accountability and Achievement Testing	0	9,444,800	9,444,800	115,273	48,244
16	Adult Education		12,903,200	12,903,200	238,531	100,090
17	Adult Workforce Diploma Program		4,096,000	4,096,000		
18	Alternative Teacher Development Program	0	1,000,000	1,000,000		
19	American Civics Education Pilot Program	28,503		28,503		
20	Arizona Holocaust Education Center		7,000,000	7,000,000		
21	Arizona Industry Credentials Incentive Program	1,707,138		1,707,138		
22	Arizona Structured English Immersion	2,143,682	4,960,400	7,104,082		
23	Arizona Teacher Evaluation Program		143,400	143,400	68,150	35,193
24	Arts consumables	3,119		3,119		
25	Broadband Expansion	2,638,417		2,638,417	43,483	5,722
26	Center for High School Success		1,000,000	1,000,000		
27	College Credit by Examination Development	1,207,964	179,688	1,387,653	683	455
28	College Credit by Examination Incentive Program		3,772,100	3,772,100		
29	College Placement Exam Fee Wavier		1,265,800	1,265,800		
30	Community College Adult Education Workforce Development		4,000,000	4,000,000		
31	Computer Science Pilot Program		1,000,000	1,000,000		
32	Continuing High School and Workforce Training Program		4,000,000	4,000,000		
33	Computer Science Professional Development Program Fund	4,000	1,000,000	1,004,000	10,578	8,000
34	CTED Certification Exam Fee Reimbursement		1,000,000	1,000,000		
35	CTED Completion Grants		1,000,000	1,000,000		
36	CTED Soft Capital and Equipment		1,000,000	1,000,000		
37	Dual Enrollment Student Development	460,000		460,000		
38	Dyslexia Training		1,280,000	1,280,000	229,507	77,200
39	Early Education and Career Exploration Program Fund	1,069,532		1,069,532		
40	Early Literacy		12,000,000	12,000,000		
41	Education Learning and Accountability Fund	48,665	5,470,200	5,518,865	1,882,263	679,563
42	English Learner Administration		11,608,800	11,608,800	758,534	240,759
43	Extraordinary Special Education Needs	344,509		344,509		
44	Feminine Hygiene Products	0		0		
45	Flagstaff Robotics Program		10,000	10,000		
46	Geographic Literacy		100,000	100,000		
47	Gifted Assessment		850,000	850,000		
48	Industry Recognized Certification and License Reimbursement Fund	1,000,000	1,000,000	2,000,000		
49	Jobs for Arizona Graduates		500,000	500,000		
50	K-12 Mental Health Telehealth Pilot - '25		2,000,000	2,000,000		
51	Literacy Coaches		3,100,000	3,100,000		
52	Live, Remote Instructional Courses	100,000	100,000	200,000		
53	Low Income After School Program		2,000,000	2,000,000		
54	Office of Indian Education	4,553,218		4,553,218	254,385	81,705
55	Public School Campus Community Gardens	24,539		24,539		
56	Public School Campus Trees	101,212		101,212		
57	School Safety Program	74,192,400	74,210,200	148,402,600	840,586	357,368
58	Science of Reading Exams		1,006,200	1,006,200		
59	Show Low Robotics Program		10,000	10,000		
60	State Block Grant for Vocational Education		11,798,200	11,798,200	1,677,770	652,739
61	Student Level Data Access		359,000	359,000	79,618	33,819
62	Teacher Certification Fund	0	2,583,100	2,583,100	913,399	405,338
63	Teacher Professional Development Program (High Quality)	1,189,193		1,189,193		
64	Tribal College Dual Enrollment Program Fund		325,000	325,000		
65	Onetime School Meal Grant - '25		3,800,000	3,800,000		
66	TOTAL NON FORMULA PROGRAMS	90,816,093	192,876,088	283,692,181	7,112,759	2,726,194

**FINANCIAL SERVICES
STATE FUNDS
STATEMENT OF REVENUES AND EXPENDITURES
JULY 1, 2024 - JUNE 30, 2025**

6200	6500	6600	7000	8500	9000	8400	6800			
Professional and Outside Services	Travel In State	Travel Out State	Other Operating Expenses	Non Capital Equip	Cost Allocation & Indirect Costs	Capital Equip. & Software	Assistance to Educational Institutions	Total Expenditures	Year-End Balance	Account Balance
386,334	19,555	23,501	2,117,907	63,212	2,284,923		0	14,007,115	1,518,955	1,518,955
					0			130,515	0	0
386,334	19,555	23,501	2,117,907	63,212	2,284,923	0	0	14,137,630	1,518,955	1,518,955
					0		526,653,100	526,653,100	0	0
					1,449,882		6,234,328,175	6,235,778,057	15,978,743	15,978,743
					0		800,727,700	800,727,700	0	0
					4,052,245		1,045,193,314	1,049,245,559	111,634,410	111,634,410
					0		80,726,324	80,726,324	39,884,441	39,884,441
					0		101,176	101,176	0	0
					0		357,889,000	357,889,000	0	0
			46,437		30,297,798		6,456,369	37,093,252	12,198,609	12,198,609
2,000,000					0			2,000,000	0	0
2,000,000	0	0	46,437	0	35,799,925	0	75,000,000	75,000,000	0	0
					0		9,127,075,158	9,165,214,168	179,696,204	179,696,204
9,194,301	94	375	61,128		25,385			9,444,800	0	0
101,738	302	868	130,630	519	8,152,512		4,178,010	12,903,200	0	0
					144,750		3,951,250	4,096,000	0	0
1,000,000					0			1,000,000	0	0
28,503					0			28,503	0	0
7,000,000					0			7,000,000	0	0
					651		1,372,407	1,373,058	334,080	334,080
					0		4,469,118	4,469,118	2,634,963	2,634,963
12,400			25,067	1,673	918			143,400	0	0
							3,119	3,119	0	0
			36,998		2,343		44,472	133,018	2,505,400	2,505,400
							870,172	870,172	129,828	129,828
					0			1,138	1,386,515	1,386,515
			2,453		179,688		3,589,959	3,772,100	0	0
170,396					0			170,396	1,095,404	1,095,404
					0		4,000,000	4,000,000	0	0
					1,000,000			1,000,000	0	0
2,177,175					1,422		62,729	82,729	921,271	921,271
					1,000,000			1,000,000	0	0
					0		1,000,000	1,000,000	0	0
					0		1,000,000	1,000,000	0	0
458,900								458,900	1,100	1,100
206,600	1,147	7,144	17,276		69,671		578,464	1,187,009	92,991	92,991
1,069,532					0			1,069,532	0	0
					0		12,000,000	12,000,000	0	0
4,250			2,465,019	11,493	452,883			5,495,471	23,394	23,394
10,396,620	32,408	198	69,527		110,754			11,608,800	0	0
					66,391		74,012	140,403	204,106	204,106
							-1,406	-1,406	1,406	1,406
10,000					0			10,000	0	0
100,000					0			100,000	0	0
40,874					0			40,874	809,126	809,126
								0	2,000,000	2,000,000
500,000					0			500,000	0	0
1,750,000					0			1,750,000	250,000	250,000
295,687	2,535		17,072		299		2,091,341	2,406,933	693,067	693,067
								0	200,000	200,000
2,000,000								2,000,000	0	0
25,887	13,119	7,398	131,112	1,156	56,035		593,353	1,164,151	3,389,067	3,389,067
					0		24,539	24,539	0	0
					0		41,051	41,051	60,162	60,162
17,468,205	7,825	3,202	142,080	3,000	227,307		41,437,175	60,486,748	87,915,852	87,915,852
1,000,260					0			1,000,260	5,940	5,940
10,000					0			10,000	0	0
	5,391		181,311	15,076	247,003		9,001,421	11,780,712	17,488	17,488
			240,438		5,125			359,000	0	0
	3,323	2,767	382,365	10,908	125,332			1,843,432	739,668	739,668
					0		23,543	23,543	1,165,650	1,165,650
			252,366		0			252,366	72,634	72,634
					4,013		1,529,280	1,533,293	2,266,707	2,266,707
55,021,328	66,144	21,953	4,154,841	43,825	11,872,484	0	91,934,009	172,953,537	110,738,644	110,738,644

**FINANCIAL SERVICES
STATE FUNDS
STATEMENT OF REVENUES AND EXPENDITURES
JULY 1, 2024 - JUNE 30, 2025**

6011 6111

State Appropriations and Proposition 301 Funds	Carryover Amount	Current Year's Appropriation & Refunds	Total Available	Personal Services	Employee Related
Other Funds					
67 AELAS School Finance Payment Systems	48,806		48,806	0	0
68 AZ Agricultural Youth Org Special Plate Fund		150,007	150,007		
69 Assistance for Education Donations		25,225	25,225	15,549	9,530
70 Education Donations	552,047	60,618	612,665		
71 Character Education Special Plate Fund	0	17,521	17,521		
72 Golden Rule Special Plate Fund	239,782		239,782		
73 TOTAL OTHER FUNDS	840,635	253,371	1,094,005	15,549	9,530

Proposition 301					
74 Achievement Testing	1,558,759	7,000,000	8,558,759	883,827	362,075
75 Additional School Days		150,380,500	150,380,500		
76 Character Education	244,426	200,000	444,426	12,036	5,642
77 Falling School Tutoring Fund	5,407,371	1,500,000	6,907,371	431,557	162,875
78 School Safety	7,800,000	7,800,000	15,600,000		
79 TOTAL PROPOSITION 301	15,010,556	166,880,500	181,891,056	1,327,419	530,593
TOTAL STATE FUNDS	277,644,896	9,549,599,302	9,827,244,198	15,376,817	5,880,073

**FINANCIAL SERVICES
STATE FUNDS
STATEMENT OF REVENUES AND EXPENDITURES
JULY 1, 2024 - JUNE 30, 2025**

6200	6500	6600	7000	8500	9000	8400	6800			
Professional and Outside Services	Travel In State	Travel Out State	Other Operating Expenses	Non Capital Equip	Cost Allocation & Indirect Costs	Capital Equip. & Software	Assistance to Educational Institutions	Total Expenditures	Year-End Balance	Account Balance
0	0	0	48,806		0			48,806	0	0
150,007					0			150,007	0	0
146					0			25,225	0	0
25,000			1,138		0		7,649	33,787	578,878	578,878
17,521					0			17,521	0	0
229,636					0			229,636	10,146	10,146
422,310	0	0	49,944	0	0	0	7,649	504,981	589,024	589,024

1,146,939	53,362	15,771	198,652	4,666	15,426			2,680,717	5,878,042	5,878,042
					0		150,380,500	150,380,500	0	0
			890		233		212,929	231,730	212,696	212,696
1,893,333	2,279	445	76,341		5,424		2,260,394	4,832,649	2,074,722	2,074,722
					0		15,600,000	15,600,000	0	0
3,040,272	55,641	16,216	275,883	4,666	21,083	0	168,453,823	173,725,596	8,165,460	8,165,460
60,870,243	141,341	61,670	6,645,012	111,702	49,978,415	0	9,387,470,639	9,526,535,912	300,708,286	300,708,286

**FINANCIAL SERVICES
FEDERAL - GRANTS IN AID
STATEMENT OF GRANTS AND EXPENDITURES
JULY 1, 2024 - JUNE 30, 2025**

6011 6111

	FEDERAL FUNDS	AL #	Beginning Balance	Grants & Projects Awarded	Refunds & Misc. Revenue	Total Available	Personal Services	Employee Related
TITLE I - IMPROVING THE ACADEMIC ACHIEVEMENT OF THE DISADVANTAGED								
1	Improving Basic Programs (I-A)	84.010	243,808,208	327,775,446		571,583,654	1,967,482	762,675
2	Education of Migratory Children (I-C)	84.011	10,856,261	9,803,715		20,659,976	528,150	183,177
3	Prev & Intrvn for Neg/Delinq/At-Risk Youth (I-D)	84.013	1,006,226	169,539		1,175,765	1,620	656
4	Migrant Education Coordination Program (I-C)	84.144	23,176	61,126		84,302		
5	TOTAL FOR TITLE I		255,693,871	337,809,826	0	593,503,697	2,497,251	946,507
TITLE II - PREPARING & TRAINING HIGH QUALITY TEACHERS & PRINCIPALS								
6	Improving Teacher Quality (II-A)	84.367	43,794,674	43,833,611		87,628,285	1,619,572	592,465
7	Comprehensive Literacy State Development Program	84.371	9,395,357			9,395,357	71,500	28,728
8	Strong Connections Grant	84.424F	18,497,074			18,497,074	49,725	18,911
9	TOTAL TITLE II		71,687,105	43,833,611	0	115,520,716	1,740,796	640,104
TITLE III - LANGUAGE INSTRUCTION FOR LIMITED ENGLISH PROFICIENT & IMMIGRANT STUDENTS								
10	English Language Acquisition (III-A)	84.365	14,973,323	15,495,043		30,468,366	532,248	263,106
11	TOTAL TITLE III		14,973,323	15,495,043	0	30,468,366	532,248	263,106
TITLE IV - 21st CENTURY SCHOOLS								
12	21st Century Community Learning Ctrs (IV-B)	84.287	32,690,533	24,011,830		56,702,363	941,864	358,286
13	Student Support and Academic Enrichment Program	84.424	22,836,790	25,037,577		47,874,367	1,038,633	432,611
14	TOTAL TITLE IV		55,527,322	49,049,407	0	104,576,729	1,980,497	790,897
TITLE V - PROMOTING INFORMED PARENTAL CHOICE & INNOVATIVE PROGRAMS								
15	Charter Schools Incentive Grant (V-B)	84.282	22,648,796	17,359,476		40,008,272	336,046	164,792
16	TOTAL TITLE V		22,648,796	17,359,476	0	40,008,272	336,046	164,792
TITLE VI- FLEXIBILITY & ACCOUNTABILITY								
17	Rural Educ Initiv: Rural & Low-Incme Schls (VI-B-2)	84.358	3,888,208	2,827,581		6,715,789	111,486	44,235
18	Grants for State Assessments (VI-A-1)	84.369	791,264	7,551,932		8,343,196	1,082,249	435,628
19	TOTAL TITLE VI		4,679,472	10,379,513	0	15,058,985	1,193,735	479,863
TITLE X - PART C- MCKINNEY HOMELESS EDUCATION								
20	Homeless Children & Youth	84.196	2,890,594	2,182,452		5,073,045	318,208	123,534
21	TOTAL TITLE III		2,890,594	2,182,452	0	5,073,045	318,208	123,534
VOCATIONAL & ADULT EDUCATION								
22	Adult Education	84.002	18,744,469	16,080,717		34,825,186	836,743	362,497
23	Vocational Education Basic Grant	84.048	26,866,110	34,315,878		61,181,988	1,174,840	509,962
24	TOTAL VOCATIONAL & ADULT EDUCATION		45,610,580	50,396,595	0	96,007,175	2,011,583	872,459
SPECIAL EDUCATION AND REHABILITATION SERVICES								
25	IDEA-Children With Disabilities	84	163,540,705	250,457,071		413,997,776	6,133,590	2,585,472
26	Preschool Grant	84	7,342,272	6,010,894		13,353,166	577,295	254,414
27	TOTAL SPECIAL EDUCATION		170,882,977	256,467,965	0	427,350,942	6,710,885	2,839,886

**FINANCIAL SERVICES
FEDERAL - GRANTS IN AID
STATEMENT OF GRANTS AND EXPENDITURES
JULY 1, 2024 - JUNE 30, 2025**

6200	6500	6600	6700	7000	8500	9000	8400	6800			
Professional & Outside Services	Travel In State	Travel Out of State	Food	Other Operating Expenses	Non Capital Equip	Cost Allocation & Indirect Costs	Capital Equip. & Software	Assistance Ed. Insts. & Individuals	Total Expenditures	Reverted Funds	Account Balance
287,212	25,419	15,063		646,736	27,113	756,450		349,892,344	354,380,493		217,203,161
276,450	13,506	2,125		164,209	948	100,307		8,094,610	9,363,483		11,296,493
66	11	14		615	19	617,603			620,603		555,162
61,201						4,479			65,680		18,622
624,929	38,937	17,202	0	811,560	28,079	1,478,839	0	357,986,954	364,430,259	0	229,073,437
1,186,360	24,221	17,139		564,775	18,883	366,314		42,277,067	46,666,796		40,961,489
40,000	1,524	7,168		10,824		28,274		4,464,362	4,652,383		4,742,975
90,949	38	21		2,682		13,882		3,302,683	3,478,891		15,018,183
1,317,309	25,784	24,329	0	578,281	18,883	408,471	0	50,044,112	54,798,069	0	60,722,647
15,293	2,137	2,497		78,734	4,437	117,736		14,513,380	15,529,569		14,938,797
15,293	2,137	2,497	0	78,734	4,437	117,736	0	14,513,380	15,529,569	0	14,938,797
16,309	13,790	9,300	0	385,884	9,816	198,092		24,039,481	25,972,821		30,729,542
46,611	9,234	21,430		135,451	4,854	174,354	1,366	25,460,549	27,325,093		20,549,274
62,919	23,023	30,729	0	521,335	14,670	372,446	1,366	49,500,030	53,297,914	0	51,278,816
52,119	11,314	2,455		187,680	430	110,123		7,314,506	8,179,464	17,675,746	14,153,062
52,119	11,314	2,455	0	187,680	430	110,123	0	7,314,506	8,179,464	17,675,746	14,153,062
5,058	795	942		33,718	1,457	33,451		3,128,492	3,359,636		3,356,153
1,489,045	1,283	4,215		992,729	1,872	931,237			4,938,259		3,404,938
1,494,104	2,078	5,157	0	1,026,447	3,330	964,688	0	3,128,492	8,297,895	0	6,761,091
15,476	2,249	2,644		90,320	4,480	89,743		1,950,052	2,596,706		2,476,339
15,476	2,249	2,644	0	90,320	4,480	89,743	0	1,950,052	2,596,706	0	2,476,339
751,871	7,989	13,304		142,315	1,142	167,040		16,336,959	18,619,860		16,205,327
500,654	80,211	59,681		1,116,070	28,528	450,581		32,049,489	35,970,015	0	25,211,973
1,252,525	88,200	72,985	0	1,258,384	29,669	617,622	0	48,386,448	54,589,875	0	41,417,300
4,939,078	168,128	85,845		3,281,391	147,247	2,340,775		232,611,313	252,292,839		161,704,937
112,478	21,630	7,785		222,276	3,932	95,283		4,197,941	5,493,036		7,860,131
5,051,556	189,758	93,629	0	3,503,669	151,180	2,436,058	0	236,809,254	257,785,875	0	169,565,067

**FINANCIAL SERVICES
FEDERAL - GRANTS IN AID
STATEMENT OF GRANTS AND EXPENDITURES
JULY 1, 2024 - JUNE 30, 2025**

6011 6111

FEDERAL FUNDS		AL #	Beginning Balance	Grants & Projects Awarded	Refunds & Misc. Revenue	Total Available	Personal Services	Employee Related
EDUCATION STABILIZATION FUND								
28	GEER (ACCEL_ACAD, DYSLEXIA, KINDER_EVAL, LIT_COACH) Funds	84.424C	4,080			4,080		
29	ESSER III FUNDS	84.425U	741,897,670			741,897,670	1,145,752	414,317
30	EANS2 ARP	84.425V	4,947,674			4,947,674		
31	ARP ESSER HCY	84.425W	7,884,693			7,884,693	26,880	5,459
32	TOTAL EDUCATION STABILIZATION FUND		754,734,117	0	0	754,734,117	1,172,632	419,776
CHILD AND ADULT NUTRITION								
33	CN TECH INNOV	10.541	1,299,060			1,299,060		
34	School Breakfast	10.553	30,653,734	112,136,087		142,789,821		
35	School Lunch Program	10.555	99,057,176	353,362,062		452,419,238		
36	Special Milk	10.556	2,143	18,692		20,835		
37	Child and Adult Care Food Program	10.558	22,086,667	66,217,589		88,304,256		
38	CCFP-Agency Audits	10.558	338,614	904,865		1,243,479	303,831	123,036
39	Summer Food Program	10.559	6,799,369	7,932,881		14,732,250	132,163	54,133
40	State Administration	10.560	4,497,160	8,648,214		13,145,374	3,243,978	1,305,796
41	Child Nutrition School Food Equipment Grant	10.579	799,786	209,178		1,008,964		
42	Fresh Fruits & Vegetables	10.582	1,294,058	4,806,097		6,100,155		
43	Local Food for Schools (LSF) Cooperative	10.185	1,761,864			1,761,864		
44	CNP FARM ARPA	10.645	2,780			2,780		
45	Summer Electronic Benefit Transfer Program for Children	10.646	46,111	179,185		225,296	47,934	24,714
46	TOTAL CHILD NUTRITION		168,638,521	554,414,850	0	723,053,371	3,727,905	1,507,678
OTHER FEDERAL FUNDS								
47	Indian Education-Johnson - O'Malley Program	15.130	1,266,282	1,098,576		2,364,858	53,558	16,271
48	Substance Abuse and Mental Health Services (DHS)	93.243	775,620	1,800,000		2,575,620	198,653	86,991
49	Head Start Program	93.600	139,967	175,000		314,967	35,027	12,375
50	Every Student Succeeds Act (ESSA)	93.434	6,119,671	32,487,810		38,607,482	568,659	206,971
51	TOTAL OTHER FEDERAL FUNDS		8,301,541	35,561,386	0	43,862,927	855,897	322,609
GRAND TOTAL FEDERAL FUNDS			1,576,268,220	1,372,950,124	0	2,949,218,344	23,077,686	9,371,211
1	Interagency Service Agreements	2500	3,116,983	628,804		3,745,787	167,865	68,136
2	Internal Services (EDI K12 Account)	4209	2,276,590	7,270,829		9,547,419	2,272,684	896,224
3	Food Distribution Operations	4210	832,451	318,141		1,150,592	248,147	105,729
4	Production Revolving Fund	4211	631,991	531,839		1,163,830	283,641	154,819
5	Indirect Cost Allocation	9000	3,633,841	6,928,848		10,562,689	4,143,056	1,614,812
6	TOTAL OTHER FUNDS		10,491,855	15,678,462	0	26,170,318	7,115,394	2,839,722

**FINANCIAL SERVICES
FEDERAL - GRANTS IN AID
STATEMENT OF GRANTS AND EXPENDITURES
JULY 1, 2024 - JUNE 30, 2025**

6200	6500	6600	6700	7000	8500	9000	8400	6800			
Professional & Outside Services	Travel In State	Travel Out of State	Food	Other Operating Expenses	Non Capital Equip	Cost Allocation & Indirect Costs	Capital Equip. & Software	Assistance Ed. Insts. & Individuals	Total Expenditures	Reverted Funds	Account Balance
4,080						0			4,080		0
59,321,638	35,432	16,087		1,173,447	519	1,791,346		645,822,396	709,720,934		32,176,736
						0		4,947,522	4,947,522		152
3,035,377				53,805		39,989	225	3,529,988	6,691,723		1,192,970
62,361,096	35,432	16,087	0	1,227,252	519	1,831,335	225	654,299,906	721,364,260	0	33,369,858
		2,625		132,754					135,379		1,163,681
						265,841		120,666,388	120,932,230		21,857,591
						458,737		375,845,913	376,304,650		76,114,588
						0		9,186	9,186		11,650
	69					0		68,015,654	68,015,724		20,288,532
245,719	4,652			294,002		72,645		1,043,884	1,043,884		199,594
	1,202	1,190		44,503		29,229		6,879,075	7,141,494		7,590,755
452,741	47,254	37,290		1,258,668	70,807	640,501		7,057,036	7,057,036		6,088,339
						0		777,363	777,363		231,601
						0		4,394,333	4,394,333		1,705,822
						0		1,761,864	1,761,864		0
2,550						230			2,780		0
	3	506		486		5,272			78,915		146,382
701,010	53,180	41,611	0	1,730,414	70,807	1,472,455	0	578,349,777	587,654,837	0	135,398,534
0	4,751	3,079		14,432		8,579		621,723	722,394		1,642,464
439,331	2,444	13,184	369	117,466		122,635		1,201,084	2,182,155		393,465
	98	1,769		4,291		6,566		118,698	178,824		136,143
490,184	17,867	11,855		193,472	4,132	2,113,352		8,015,822	11,622,314		26,985,168
929,514	25,160	29,886	369	329,660	4,132	2,251,132	0	9,957,327	14,705,686	0	29,157,241
73,877,850	497,252	339,214	369	11,343,735	330,615	12,150,648	1,591	2,012,240,239	2,143,230,410	17,675,746	788,312,188
426,353	384	2,786	0	92,009	3,197	52,456		1,821,471	2,634,657		1,111,130
229,638	14,357	7,351		2,934,293	71,443	241,756	4,662		6,672,407		2,875,012
	270			123,913		42,232			520,292		630,300
1,684	1,125			781,913	2,147	5,356	74,481		1,305,167		-141,336
77,443	13,728	2,036		1,240,077	14,129	77,539	6,503		7,189,323		3,373,366
735,118	29,865	12,173	0	5,172,204	90,915	419,339	85,646	1,821,471	18,321,846	0	7,848,472

Annual Financial Report of the County School Superintendents

	APACHE	COCHISE
I. COUNTY SCHOOL OFFICE ADMINISTRATION		
A. County Funds Appropriated	\$ 447,914	\$ 494,839
Expenditures:		
Salaries and Benefits	\$ 411,583	\$ 364,114
Supplies and Expenses	\$ 46,179	\$ 149,516
Capital Outlay	\$ 997	\$ -
Total Expenditures from County Funds for Administration	\$ 458,759	\$ 513,630
Balance of County Funds Reverted June 30, 2025	\$ (10,845)	\$ (18,791)
B. Indirect Cost		
County School Office Admin Bal Fwd July 1, 2024	\$ 184,904	\$ 255,113
Federal Receipts for County Office Administration	\$ 71,949	\$ -
Total Funds Available for Indirect Cost	\$ 256,853	\$ 255,113
Expenditures:		
Salaries and Benefits	\$ -	\$ 255,113
Supplies and Expenses	\$ 16,932	\$ -
Capital Outlay	\$ -	\$ -
Total Expenditures from Indirect Cost	\$ 16,932	\$ 255,113
Balance at June 30, 2025	\$ 239,921	\$ -
II. COUNTY SCHOOL FUND		
Balance Forward July 1, 2024	\$ -	\$ 14,503
Receipts (Pursuant to A.R.S. §15-1000)	\$ -	\$ 10,833
Forest Reserve Funds	\$ -	\$ 51,626
Other (Specify)	\$ -	\$ 1,440
Transfers from Special County Reserve Fund	\$ -	\$ -
Total Available	\$ -	\$ 78,402
Total Expenditures	\$ -	\$ -
Transfers Out	\$ -	\$ 57,242
Total Expenditures and Transfers Out	\$ -	\$ 57,242
Balance at June 30, 2025	\$ -	\$ 21,160
III. SPECIAL COUNTY SCHOOL RESERVE FUND OPERATIONS		
Balance Forward July 1, 2024	\$ 1,071,731	\$ 472,303
Appropriation by Board of Supervisors (Pursuant to A.R.S. §15-1001)	\$ -	\$ -
State Aid for Transportation	\$ -	\$ -
District Service Program Fund (Pursuant to A.R.S. §15-365.A)	\$ -	\$ 17,847
Small District Service Program Fund (Pursuant to A.R.S. §15-365)	\$ 69,065	\$ 142,370
County Jails Program	\$ 28,800	\$ 33,490
County Juvenile Detention Program	\$ -	\$ -
Transfers In	\$ -	\$ 8,901
Other (Specify)	\$ -	\$ -
Total Available	\$ 1,169,596	\$ 674,911
Expenditures:		
Pupil Transportation (Pursuant to A.R.S. §15-1002)	\$ -	\$ -
\$10 / Month per Pupil Payments (Pursuant to A.R.S. §15-826)	\$ -	\$ -
Supp Paymnt: Maint 1 & 2 Room School Dist	\$ -	\$ -
Small School Service Pgm (Pursuant to A.R.S. §15-1002.A.7)	\$ 18,264	\$ 97,722
County Jails Program	\$ 7,000	\$ 51,730
County Juvenile Detention Program	\$ -	\$ -
Other (Specify)	\$ -	\$ -
Total Expenditures	\$ 25,264	\$ 149,452
Transfers to Accomm Schools from Spec. Receipts	\$ -	\$ -
Transfers to County School Fund	\$ -	\$ -
Total Expenditures and Transfers	\$ 25,264	\$ 149,452
Balance at June 30, 2025	\$ 1,144,332	\$ 525,459

	COCONINO	GILA	GRAHAM	GREENLEE	LA PAZ	MARICOPA
\$	694,292	\$ 599,263	\$ 331,879	\$ 334,006	\$ 294,645	\$ 3,232,083
\$	535,386	\$ 491,915	\$ 288,031	\$ 290,805	\$ 286,815	\$ 2,147,653
\$	130,126	\$ 24,307	\$ 21,933	\$ 4,841	\$ 7,830	\$ 894,571
\$	-	\$ -	\$ -	\$ -	\$ -	\$ -
\$	665,512	\$ 516,222	\$ 309,964	\$ 295,647	\$ 294,645	\$ 3,042,223
\$	28,780	\$ 83,041	\$ 21,915	\$ 38,359	\$ -	\$ 189,860
\$	31,491	\$ 24,165	\$ 78,234	\$ 50,720	\$ 249,533	\$ 3,719,667
\$	135,013	\$ 10,333	\$ 15,124	\$ 12,093	\$ 22,640	\$ 682,419
\$	166,504	\$ 34,498	\$ 93,358	\$ 62,813	\$ 272,172	\$ 4,402,086
\$	63,241	\$ -	\$ -	\$ -	\$ -	\$ 1,590,744
\$	5,583	\$ -	\$ 4,050	\$ 13,536	\$ 9,082	\$ 402,495
\$	-	\$ -	\$ -	\$ -	\$ -	\$ -
\$	68,824	\$ -	\$ 4,050	\$ 13,536	\$ 9,082	\$ 1,993,239
\$	97,679	\$ 34,498	\$ 89,308	\$ 49,277	\$ 263,090	\$ 2,408,847
\$	26,211	\$ 26,256	\$ 28,150	\$ -	\$ -	\$ -
\$	790	\$ -	\$ 8,911	\$ -	\$ -	\$ -
\$	-	\$ 257,878	\$ -	\$ -	\$ -	\$ -
\$	-	\$ -	\$ -	\$ -	\$ -	\$ -
\$	-	\$ -	\$ -	\$ -	\$ -	\$ -
\$	27,001	\$ 284,134	\$ 37,060	\$ -	\$ -	\$ -
\$	-	\$ 259,495	\$ -	\$ -	\$ -	\$ -
\$	-	\$ -	\$ -	\$ -	\$ -	\$ -
\$	-	\$ 259,495	\$ -	\$ -	\$ -	\$ -
\$	27,001	\$ 24,639	\$ 37,060	\$ -	\$ -	\$ -
\$	(75,237)	\$ -	\$ 1,064,600	\$ 845	\$ 115,670	\$ 816,146
\$	-	\$ -	\$ -	\$ 1,028	\$ -	\$ -
\$	-	\$ -	\$ -	\$ -	\$ -	\$ 5,224
\$	531,590	\$ -	\$ 181,804	\$ -	\$ -	\$ -
\$	47,366	\$ 443,857	\$ 140,397	\$ 355,289	\$ 64,825	\$ 109,657
\$	-	\$ 26,115	\$ 16,670	\$ 14,584	\$ 2,962	\$ 75,428
\$	-	\$ -	\$ -	\$ -	\$ -	\$ -
\$	-	\$ -	\$ -	\$ -	\$ -	\$ -
\$	35,906	\$ -	\$ -	\$ -	\$ -	\$ -
\$	539,625	\$ 469,972	\$ 1,403,471	\$ 371,745	\$ 183,457	\$ 1,006,455
\$	-	\$ -	\$ -	\$ 611	\$ -	\$ 21,034
\$	-	\$ -	\$ -	\$ -	\$ -	\$ -
\$	-	\$ -	\$ -	\$ -	\$ -	\$ -
\$	428,538	\$ -	\$ 160,992	\$ 1,320	\$ 13,544	\$ 124,361
\$	-	\$ 5,520	\$ 28,039	\$ 2,062	\$ -	\$ 75,428
\$	-	\$ -	\$ -	\$ -	\$ -	\$ -
\$	36,922	\$ -	\$ 178,602	\$ -	\$ -	\$ -
\$	465,460	\$ 5,520	\$ 367,633	\$ 3,993	\$ 13,544	\$ 220,823
\$	-	\$ -	\$ -	\$ -	\$ -	\$ -
\$	-	\$ -	\$ -	\$ -	\$ -	\$ -
\$	465,460	\$ 5,520	\$ 367,633	\$ 3,993	\$ 13,544	\$ 220,823
\$	74,165	\$ 464,453	\$ 1,035,838	\$ 367,752	\$ 169,912	\$ 785,632

Annual Financial Report of the County School Superintendents

	MOHAVE	NAVAJO
I. COUNTY SCHOOL OFFICE ADMINISTRATION		
A. County Funds Appropriated	\$ 443,267	\$ 416,854
Expenditures:		
Salaries and Benefits	\$ 340,872	\$ 379,894
Supplies and Expenses	\$ 21,929	\$ 3,322
Capital Outlay	\$ -	\$ -
Total Expenditures from County Funds for Administration	\$ 362,801	\$ 383,216
Balance of County Funds Reverted June 30, 2025	\$ 80,466	\$ 33,638
B. Indirect Cost		
County School Office Admin Bal Fwd July 1, 2024	\$ -	\$ 303,223
Federal Receipts for County Office Administration	\$ 76,665	\$ 34,551
Total Funds Available for Indirect Cost	\$ 76,665	\$ 337,773
Expenditures:		
Salaries and Benefits	\$ 76,665	\$ 2,147
Supplies and Expenses	\$ -	\$ 59,112
Capital Outlay	\$ -	\$ 12,203
Total Expenditures from Indirect Cost	\$ 76,665	\$ 73,462
Balance at June 30, 2025	\$ -	\$ 264,311
II. COUNTY SCHOOL FUND		
Balance Forward July 1, 2024	\$ -	\$ 62,480
Receipts (Pursuant to A.R.S. §15-1000)	\$ -	\$ 52,981
Forest Reserve Funds	\$ 184	\$ -
Other (Specify)	\$ -	\$ -
Transfers from Special County Reserve Fund	\$ -	\$ -
Total Available	\$ 184	\$ 115,461
Total Expenditures	\$ -	\$ 58,106
Transfers Out	\$ 184	\$ -
Total Expenditures and Transfers Out	\$ 184	\$ 58,106
Balance at June 30, 2025	\$ -	\$ 57,355
III. SPECIAL COUNTY SCHOOL RESERVE FUND OPERATIONS		
Balance Forward July 1, 2024	\$ 948,204	\$ 840,793
Appropriation by Board of Supervisors (Pursuant to A.R.S. §15-1001)	\$ -	\$ -
State Aid for Transportation	\$ -	\$ 23,504
District Service Program Fund (Pursuant to A.R.S. §15-365.A)	\$ -	\$ 2,262,339
Small District Service Program Fund (Pursuant to A.R.S. §15-365)	\$ 143,781	\$ 46,044
County Jails Program	\$ -	\$ 42,376
County Juvenile Detention Program	\$ -	\$ -
Transfers In	\$ -	\$ -
Other (Specify)	\$ -	\$ -
Total Available	\$ 1,091,985	\$ 3,215,057
Expenditures:		
Pupil Transportation (Pursuant to A.R.S. §15-1002)	\$ -	\$ 135,564
\$10 / Month per Pupil Payments (Pursuant to A.R.S. §15-826)	\$ -	\$ -
Supp Paymnt: Maint 1 & 2 Room School Dist	\$ -	\$ -
Small School Service Pgm (Pursuant to A.R.S. §15-1002.A.7)	\$ 146,781	\$ 27,839
County Jails Program	\$ -	\$ 21,519
County Juvenile Detention Program	\$ -	\$ -
Other (Specify)	\$ -	\$ 2,402,961
Total Expenditures	\$ 146,781	\$ 2,587,883
Transfers to Accom Schools from Spec. Receipts	\$ -	\$ -
Transfers to County School Fund	\$ -	\$ -
Total Expenditures and Transfers	\$ 146,781	\$ 2,587,883
Balance at June 30, 2025	\$ 945,204	\$ 627,174

	PIMA	PINAL	SANTA CRUZ	YAVAPAI	YUMA	STATEWIDE TOTAL
\$	3,588,840	\$ 1,311,936	\$ 526,561	\$ 1,065,880	\$ 448,439	\$ 14,230,698
\$	2,283,301	\$ 1,131,218	\$ 383,003	\$ 954,365	\$ 394,811	\$ 10,683,766
\$	1,026,599	\$ 158,093	\$ 76,254	\$ 40,160	\$ 30,269	\$ 2,635,929
\$	-	\$ -	\$ -	\$ 2,932	\$ -	\$ 3,929
\$	3,309,900	\$ 1,289,311	\$ 459,257	\$ 997,457	\$ 425,080	\$ 13,323,624
\$	278,940	\$ 22,625	\$ 67,304	\$ 68,423	\$ 23,359	\$ 907,074
\$	163,057	\$ 552,891	\$ 2,996	\$ 348,344	\$ 741,693	\$ 6,706,030
\$	97,807	\$ 254,101	\$ 26,648	\$ -	\$ 125,900	\$ 1,565,243
\$	260,864	\$ 806,992	\$ 29,644	\$ 348,344	\$ 867,593	\$ 8,271,273
\$	-	\$ -	\$ -	\$ -	\$ -	\$ 1,987,910
\$	65,655	\$ 199,053	\$ 22,515	\$ 87,323	\$ 50,682	\$ 936,018
\$	-	\$ -	\$ -	\$ 17,279	\$ -	\$ 29,482
\$	65,655	\$ 199,053	\$ 22,515	\$ 104,602	\$ 50,682	\$ 2,953,411
\$	195,209	\$ 607,939	\$ 7,129	\$ 243,742	\$ 816,912	\$ 5,317,862
\$	134	\$ 442,893	\$ 354,763	\$ -	\$ -	\$ 955,389
\$	13,493	\$ 2,195	\$ 88,709	\$ -	\$ -	\$ 177,911
\$	3,964	\$ 15,848	\$ -	\$ -	\$ -	\$ 329,500
\$	-	\$ 45,555	\$ -	\$ -	\$ -	\$ 46,995
\$	-	\$ 138,000	\$ -	\$ -	\$ -	\$ 138,000
\$	17,590	\$ 644,491	\$ 443,472	\$ -	\$ -	\$ 1,647,795
\$	-	\$ 44,000	\$ 321,564	\$ -	\$ -	\$ 683,164
\$	17,457	\$ 15,848	\$ 7,500	\$ -	\$ -	\$ 98,231
\$	17,457	\$ 59,848	\$ 329,064	\$ -	\$ -	\$ 781,395
\$	134	\$ 584,643	\$ 114,408	\$ -	\$ -	\$ 866,401
\$	442,009	\$ 1,856,177	\$ 631,954	\$ 634,935	\$ 397,259	\$ 9,217,389
\$	-	\$ 4,358,091	\$ -	\$ -	\$ -	\$ 4,359,119
\$	296,404	\$ -	\$ -	\$ -	\$ -	\$ 325,132
\$	232,478	\$ -	\$ -	\$ 877,387	\$ -	\$ 4,103,446
\$	101,608	\$ 115,109	\$ 51,734	\$ -	\$ 48,734	\$ 1,879,835
\$	-	\$ 21,283	\$ 28,985	\$ 21,161	\$ 24,255	\$ 336,110
\$	-	\$ 266,653	\$ 1,844	\$ 338,818	\$ 163,122	\$ 770,436
\$	-	\$ 15,848	\$ -	\$ 147,676	\$ -	\$ 172,425
\$	-	\$ 729,353	\$ -	\$ -	\$ -	\$ 765,259
\$	1,072,499	\$ 7,362,514	\$ 714,517	\$ 2,019,977	\$ 633,369	\$ 21,929,150
\$	188,224	\$ -	\$ -	\$ -	\$ -	\$ 345,433
\$	-	\$ -	\$ -	\$ -	\$ -	\$ -
\$	-	\$ -	\$ -	\$ -	\$ -	\$ -
\$	119,595	\$ 232,246	\$ 101,555	\$ 892,189	\$ 48,734	\$ 2,413,680
\$	-	\$ 51,635	\$ 39,501	\$ 41,576	\$ 24,255	\$ 348,265
\$	-	\$ 534,066	\$ 3,403	\$ 335,643	\$ 161,122	\$ 1,034,233
\$	-	\$ 384,511	\$ -	\$ -	\$ -	\$ 3,002,996
\$	307,819	\$ 1,202,458	\$ 144,459	\$ 1,269,408	\$ 234,110	\$ 7,144,608
\$	-	\$ 4,208,401	\$ -	\$ -	\$ -	\$ 4,208,401
\$	-	\$ 150,802	\$ -	\$ -	\$ -	\$ 150,802
\$	307,819	\$ 5,561,661	\$ 144,459	\$ 1,269,408	\$ 234,110	\$ 11,503,811
\$	764,680	\$ 1,800,853	\$ 570,058	\$ 750,569	\$ 399,259	\$ 10,425,339

Institutional Voucher Payment Summary by Disability Category
Arizona State School for the Deaf and Blind (ASDB)

Special Educational Category	Daily Rate	Instructional Days	Calculated ADM	Total Paid
Autism	195.45	1,326	7.098	\$259,165.37
Hearing Impairment	164.89	100,355	529.822	\$16,469,543.70
Multiple Disabilities	195.45	19,364	107.434	\$3,784,674.44
Multiple Disabilities Severe Sensory Impairment	250.01	22,911	127.283	\$5,727,910.38
Orthopedic Impairment	217.31	1,584	8.546	\$344,220.62
Severe Intellectual Disability	195.45	180	1.000	\$35,180.82
Visual Impairment	173.21	27,126	133.767	\$4,644,210.59
Grand Total		172,846	914.949	\$31,264,905.92

Residential Vouchers Payment Summary by Disability Category

Special Educational Category	Daily Rate	Instructional Days	Calculated ADM	Total Paid
Autism	200.68	434	2.589	\$87,096.94
	203.75	613	3.406	\$124,897.34
Emotional Disability	57.37	16,534	97.256	\$948,524.17
Emotional Disability (Separate Facility, Private School)	168.21	2,980	13.233	\$501,269.08
	171.27	6,303	34.544	\$1,079,543.80
Mild Intellectual Disability	57.37	1,039	5.956	\$59,605.46
Non Special Education	57.37	47,399	268.872	\$2,719,190.57
Other Health Impairment	57.37	9,158	51.333	\$525,377.06
Specific Learning Disability	57.37	6,424	35.939	\$368,532.67
Grand Total		90,884	513.128	\$6,414,037.09

ASDB Summary of Financial Data - FY2025
Arizona School for the Deaf and Blind (ASDB)

Fund/Program	Beginning Fund Balance	Adjs to Beginning Fund Balance	Revenues	Expenditures	Ending Fund Balance
Special Education				\$ 34,835,040	
Pupil Transportation				\$ 5,219,015	
Maintenance and Operation Total	\$ 3,343,134	\$ -	\$ 39,656,023	\$ 40,054,055	\$ 2,945,102
Telecommunication Fund	\$ 561,041	\$ -	\$ -	\$ 168,000	\$ 393,041
Federal Projects	\$ 768,139	\$ -	\$ 4,305,691	\$ 4,183,225	\$ 890,605
Non Federal Grants Funds	\$ 398,722	\$ -	\$ 411,626	\$ 456,685	\$ 353,663
Classroom Site Funds	\$ 4,307,135	\$ -	\$ 3,905,023	\$ 3,115,987	\$ 5,096,171
Instructional Improvement	\$ 1,825	\$ -	\$ -	\$ -	\$ 1,825
Interagency Service Agreement	\$ -	\$ -	\$ -	\$ -	\$ -
Governor's Emergency Education Relief Fund	\$ -	\$ -	\$ -	\$ -	\$ -
Trust Fund	\$ 161,465	\$ -	\$ 175,000	\$ 123,458	\$ 213,007
Regional Cooperative Fund	\$ 13,080,930	\$ -	\$ 18,768,594	\$ 21,721,985	\$ 10,127,539
Enterprise Fund	\$ 377,734	\$ -	\$ 227,775	\$ 111,973	\$ 493,536

Food Service Program Information

MEALS SERVED

		Breakfasts	Lunches	A LA Carte and Snacks	Totals	Value of Donated Commodities	Food Services Expenditures Funds 001 and 610
Apache							
Districts							
010307000	Alpine Elementary District	0	0	0	0	\$0	\$0
010224000	Chinle Unified District	314,466	523,130	70,781	908,377	\$0	\$56,339
010306000	Concho Elementary District	12,880	19,662	0	32,542	\$17,045	\$4,716
010220000	Ganado Unified School District	101,229	148,594	2,239	252,062	\$71,725	\$23,617
010323000	Mcnary Elementary District	13,100	17,345	0	30,445	\$0	\$118,986
010227000	Red Mesa Unified District	34,038	48,491	701	83,230	\$0	\$29,669
010210000	Round Valley Unified District	28,066	65,749	77,059	170,874	\$0	\$183,707
010218000	Sanders Unified District	48,861	85,109	2,491	136,461	\$39,697	\$63,417
010201000	St Johns Unified District	18,111	50,852	2,376	71,339	\$23,472	\$16,361
010309000	Vernon Elementary District	6,952	11,587	0	18,539	\$11,445	\$12,428
010208000	Window Rock Unified District	147,355	262,034	5,749	415,138	\$1,583	\$0
	District Totals	725,058	1,232,553	161,396	2,119,007	\$164,967	\$509,240
<hr/>							
	County Totals	725,058	1,232,553	161,396	2,119,007	\$164,967	\$509,240

Food Service Program Information

MEALS SERVED

		Breakfasts	Lunches	A LA Carte and Snacks	Totals	Value of Donated Commodities	Food Services Expenditures Funds 001 and 610
Cochise							
Districts							
020342000	Apache Elementary District	0	0	0	0	\$0	\$0
020453000	Ash Creek Elementary District	2,681	3,346	0	6,027	\$815	\$32,421
020209000	Benson Unified School District	39,641	109,831	11,518	160,990	\$37,554	\$34,082
020202000	Bisbee Unified District	21,194	38,157	0	59,351	\$9,449	\$55,289
020214000	Bowie Unified District	6,280	8,009	0	14,289	\$0	\$46,067
020101000	Cochise County Accommodation School District	0	0	0	0	\$0	\$0
020326000	Cochise Elementary District	0	8,364	0	8,364	\$0	\$37,878
020801000	Cochise Technology District	0	0	0	0	\$0	\$0
020345000	Double Adobe Elementary District	0	0	0	0	\$0	\$0
020227000	Douglas Unified District	155,785	385,867	29,410	571,062	\$198,233	\$57,192
020412000	Elfrida Elementary District	10,266	11,279	0	21,545	\$0	\$0
020100000	Fort Huachuca Accommodation District	0	63,310	3,760	67,070	\$0	\$126,624
020355000	McNeal Elementary District	3,971	4,032	0	8,003	\$0	\$35,234
020323000	Naco Elementary District	5,259	16,713	0	21,972	\$13,635	\$46,441
020349000	Palominas Elementary School District 49	18,008	60,631	2	78,641	\$33,500	\$192,928
020422000	Pearce Elementary District	14,126	11,714	0	25,840	\$916	\$6,030
020364000	Pomerene Elementary District	6,079	13,305	0	19,384	\$10,583	\$37,446
020218000	San Simon Unified District	8,915	11,502	0	20,417	\$765	\$93,344
020268000	Sierra Vista Unified District	0	0	0	0	\$150,285	\$57,425
020221000	St David Unified District	31,729	39,638	29,068	100,435	\$0	\$26,964
020201000	Tombstone Unified District	60,226	88,509	0	148,735	(\$50,950)	\$8,598
020522000	Valley Union High School District	2,988	7,499	1,199	11,686	\$0	\$98,843
020213000	Willcox Unified District	27,897	76,308	13,394	117,599	\$37,922	\$51,261
	District Totals	415,045	958,014	88,351	1,461,410	\$442,707	\$1,044,067
Charter							
028750000	Center for Academic Success, Inc.	127,286	196,408	58,852	382,546	\$40,457	\$28,364
028701000	Cochise Community Development Corporation	98,970	181,706	1,125	281,801	\$837	\$75,000
028751000	Omega Alpha Academy	18,931	32,182	0	51,113	\$0	\$97,610
	Charter Totals	245,187	410,296	59,977	715,460	\$41,294	\$200,974
	County Totals	660,232	1,368,310	148,328	2,176,870	\$484,001	\$1,245,041

Food Service Program Information

MEALS SERVED

		Breakfasts	Lunches	A LA Carte and Snacks	Totals	Value of Donated Commodities	Food Services Expenditures Funds 001 and 610
Coconino							
Districts							
030801000	Coconino Association for Vocation Industry and Tec	0	0	0	0	\$0	\$0
030199000	Coconino County Accommodation School District	0	0	0	0	\$0	\$0
030201000	Flagstaff Unified District	200,206	571,134	252,835	1,024,175	\$0	\$123,714
030206000	Fredonia-Moccasin Unified District	0	0	0	0	\$0	\$0
030204000	Grand Canyon Unified District	18,416	27,526	8,078	54,020	\$0	\$76,844
030310000	Maine Consolidated School District	2,738	4,816	54	7,608	\$0	\$75,066
030208000	Page Unified School District #8	148,014	167,109	3,404	318,527	\$98,062	\$21,623
030215000	Tuba City Unified School District #15	108,244	219,638	1,082	328,964	\$83,604	\$64,241
030202000	Williams Unified District	27,722	43,692	1,119	72,533	\$14,504	\$47,998
	District Totals	505,340	1,033,915	266,572	1,805,827	\$196,170	\$409,486
Charter							
038707000	BASIS Charter Schools, Inc.	0	0	0	0	\$0	\$0
038750000	Flagstaff Arts And Leadership Academy	0	0	0	0	\$0	\$0
038752000	Flagstaff Junior Academy	0	0	0	0	\$0	\$0
038705000	Flagstaff Montessori	0	0	0	0	\$0	\$0
038715000	Glen Canyon Outdoor Academy	0	0	0	0	\$0	\$0
038755000	Haven Montessori Children's House, Inc.	0	0	0	0	\$0	\$0
038751000	Mountain School, Inc.	0	0	0	0	\$0	\$0
038701000	Northland Preparatory Academy	0	0	0	0	\$0	\$0
038753000	Painted Desert Demonstration Projects, Inc.	13,946	14,090	14,090	42,126	\$0	\$103,087
038706000	Pine Forest Education Association, Inc.	0	0	0	0	\$0	\$0
	Charter Totals	13,946	14,090	14,090	42,126	\$0	\$103,087
	County Totals	519,286	1,048,005	280,662	1,847,953	\$196,170	\$512,573

Food Service Program Information

MEALS SERVED

		Breakfasts	Lunches	A LA Carte and Snacks	Totals	Value of Donated Commodities	Food Services Expenditures Funds 001 and 610
Gila							
Districts							
040149000	Gila County Regional School District	0	0	0	0	\$0	\$0
040201000	Globe Unified District	111,810	177,608	0	289,418	\$46,770	\$21,028
040241000	Hayden-Winkelman Unified District	40,582	32,256	539	73,377	\$0	\$0
040240000	Miami Unified District	67,466	82,964	1,134	151,564	\$22,064	\$7,202
040210000	Payson Unified District	0	0	0	0	\$46,133	\$21,341
040312000	Pine Strawberry Elementary District	5,843	10,180	0	16,023	\$5,714	\$100,933
040220000	San Carlos Unified District	102,440	201,084	7,448	310,972	\$162,664	\$213,598
040333000	Tonto Basin Elementary District	6,963	8,902	0	15,865	\$4,854	\$51,965
040305000	Young Elementary District	5,103	5,763	0	10,866	\$6,275	\$4,739
	District Totals	340,207	518,757	9,121	868,085	\$294,474	\$420,806
Charter							
048701000	Destiny School, Inc.	19,221	32,485	3,844	55,550	\$13,713	\$57,759
048750000	Liberty High School	0	0	0	0	\$0	\$0
	Charter Totals	19,221	32,485	3,844	55,550	\$13,713	\$57,759
	County Totals	359,428	551,242	12,965	923,635	\$308,187	\$478,565

Food Service Program Information

MEALS SERVED

		Breakfasts	Lunches	A LA Carte and Snacks	Totals	Value of Donated Commodities	Food Services Expenditures Funds 001 and 610
Graham							
Districts							
050316000	Bonita Elementary District	12,633	10,145	0	22,778	\$2,510	\$28,428
050207000	Fort Thomas Unified District	44,415	45,140	0	89,555	\$0	\$80,872
050802000	Gila Institute for Technology	0	0	0	0	\$0	\$0
050206000	Pima Unified District	33,894	52,758	0	86,652	\$0	\$0
050201000	Safford Unified District	65,772	212,481	7,368	285,621	\$0	\$0
050305000	Solomon Elementary District	15,599	25,247	0	40,846	\$16,661	\$43,550
050204000	Thatcher Unified District	31,881	166,708	0	198,589	\$24,731	\$0
	District Totals	204,194	512,479	7,368	724,041	\$43,902	\$152,850
Charter							
058703000	Discovery Plus Academy	1,145	4,485	0	5,630	\$10,114	\$19,697
058702000	Triumphant Learning Center	0	0	0	0	\$0	\$0
	Charter Totals	1,145	4,485	0	5,630	\$10,114	\$19,697
	County Totals	205,339	516,964	7,368	729,671	\$54,016	\$172,547

Food Service Program Information

MEALS SERVED

		Breakfasts	Lunches	A LA Carte and Snacks	Totals	Value of Donated Commodities	Food Services Expenditures Funds 001 and 610
Greenlee							
Districts							
060322000	Blue Elementary District	0	0	0	0	\$0	\$0
060202000	Duncan Unified District	28,637	39,667	0	68,304	\$0	\$15,818
060218000	Morenci Unified District	33,048	107,727	14,578	155,353	\$0	\$13,467
	District Totals	61,685	147,394	14,578	223,657	\$0	\$29,285
<hr/>							
	County Totals	61,685	147,394	14,578	223,657	\$0	\$29,285

Food Service Program Information

MEALS SERVED

		Breakfasts	Lunches	A LA Carte and Snacks	Totals	Value of Donated Commodities	Food Services Expenditures Funds 001 and 610
La Paz							
Districts							
150576000	Bicentennial Union High School District	6,056	14,436	2,813	23,305	\$5,070	\$73,719
150426000	Bouse Elementary District	6,959	6,715	6,981	20,655	\$0	\$56,880
150227000	Parker Unified School District	68,422	209,075	3,326	280,823	\$5,370	\$46,654
150404000	Quartzsite Elementary District	11,376	13,368	11,155	35,899	\$0	\$18,820
150430000	Salome Consolidated Elementary District	7,973	15,543	0	23,516	\$2,469	\$79,300
150419000	Wenden Elementary District	0	0	0	0	\$0	\$0
	District Totals	100,786	259,137	24,275	384,198	\$12,909	\$275,373
<hr/>							
	County Totals	100,786	259,137	24,275	384,198	\$12,909	\$275,373

Food Service Program Information

MEALS SERVED

	Breakfasts	Lunches	A LA Carte and Snacks	Totals	Value of Donated Commodities	Food Services Expenditures Funds 001 and 610
Maricopa						
Districts						
070516000	Agua Fria Union High School District	206,908	748,560	120,687	1,076,155	\$7,058 \$112,137
070363000	Aguila Elementary District	13,298	21,740	0	35,038	\$9,026 \$3,216
070468000	Alhambra Elementary District	6,694	1,571,618	47,917	1,626,229	\$752,274 \$530,174
070447000	Arlington Elementary District	35,227	33,224	0	68,451	\$18,402 \$53,943
070444000	Avondale Elementary District	444,895	859,892	63,292	1,368,079	\$292,860 \$130,765
070431000	Balsz Elementary District	293,929	295,633	10,544	600,106	\$0 \$71,136
070433000	Buckeye Elementary District	188,533	771,785	23,772	984,090	\$368,209 \$427,401
070501000	Buckeye Union High School District	181,332	479,650	138,560	799,542	\$138,722 \$53,495
070483000	Cartwright Elementary District	1,231,589	1,747,059	148,044	3,126,692	\$1,153,860 \$450,542
070293000	Cave Creek Unified District	53,440	252,696	77,130	383,266	\$0 \$134,848
070280000	Chandler Unified District #80	903,609	3,364,771	1,144,782	5,413,162	\$1,397,392 \$690,936
070414000	Creighton Elementary District	596,608	847,498	9,118	1,453,224	\$0 \$106,196
070297000	Deer Valley Unified District	833,678	2,667,418	425,908	3,927,004	\$1,133,013 \$435,270
070289000	Dysart Unified District	855,826	2,124,087	317,803	3,297,716	\$809,536 \$274,278
070801000	East Valley Institute of Technology	0	0	0	0	\$0 \$0
070298000	Fountain Hills Unified District	15,552	63,972	9,316	88,840	\$17,110 \$9,500
070445000	Fowler Elementary District	464,449	540,525	15,684	1,020,658	\$198,233 \$37,089
070224000	Gila Bend Unified District	58,533	71,695	38,296	168,524	\$0 \$8,360
070241000	Gilbert Unified District	519,369	2,445,361	314,465	3,279,195	\$990,935 \$421,034
070440000	Glendale Elementary District	790,253	1,281,218	19,658	2,091,129	\$561,996 \$263,618
070505000	Glendale Union High School District	333,106	1,293,095	147,162	1,773,363	\$0 \$213,084
070260000	Higley Unified School District	120,882	931,160	0	1,052,042	\$0 \$93,498
070405000	Isaac Elementary District	653,117	739,949	120,689	1,513,755	\$0 \$93,395
070428000	Kyrene Elementary District	242,994	1,095,674	136,008	1,474,676	\$73,749 \$165,958
070459000	Laveen Elementary District	404,574	1,228,938	13,011	1,646,523	\$437,238 \$150,880
070425000	Liberty Elementary District	99,024	362,916	65,093	527,033	\$17,251 \$1,980
070479000	Litchfield Elementary District	0	0	0	0	\$396,176 \$293,133
070465000	Littleton Elementary District	905,338	903,862	5,742	1,814,942	\$64,648 \$315,551
070438000	Madison Elementary District	159,481	613,622	38,178	811,281	\$352,987 \$190,479
070199000	Maricopa County Regional School District	850	1,087	0	1,937	\$0 \$30,926
070204000	Mesa Unified District	2,791,931	5,634,255	451,283	8,877,469	\$2,191,149 \$639,020
070386000	Mobile Elementary District	0	0	0	0	\$0 \$32,246
070375000	Morristown Elementary District	9,176	14,197	3,577	26,950	\$497 \$5,881
070421000	Murphy Elementary District	122,649	176,387	0	299,036	\$0 \$30,750
070281000	Nadaburg Unified School District	73,951	165,941	765	240,657	\$218 \$14,648
070408000	Osborn Elementary District	214,171	372,200	33,107	619,478	\$92,176 \$64,848
070449000	Palo Verde Elementary District	41,785	54,736	288	96,809	\$19,782 \$30,069
070394000	Paloma School District	16,270	20,164	0	36,434	\$864 \$39,384
070269000	Paradise Valley Unified District	563,979	1,640,246	96,512	2,300,737	\$198,233 \$233,325
070492000	Pendergast Elementary District	1,033,766	1,255,513	85,868	2,375,147	\$0 \$188,473
070211000	Peoria Unified School District	888,716	3,372,485	162,011	4,423,212	\$1,492,132 \$514,574
070401000	Phoenix Elementary District	342,794	833,121	3,120	1,179,035	\$336,281 \$214,101
070510000	Phoenix Union High School District	1,200,040	2,839,395	168,797	4,208,232	\$1,313,255 \$862,349
070295000	Queen Creek Unified District	169,225	1,181,964	203,613	1,554,802	\$495,362 \$78,514
070402000	Riverside Elementary District	135,327	154,672	23,835	313,834	\$39,909 \$7,442
070466000	Roosevelt Elementary District	611,373	1,017,245	1,237	1,629,855	\$0 \$159,712
070290000	Saddle Mountain Unified School District	356,716	346,845	62,990	766,551	\$0 \$49,953
070248000	Scottsdale Unified District	533,808	1,828,258	732,561	3,094,627	\$850,606 \$480,326
070371000	Sentinel Elementary District	5,506	6,425	0	11,931	\$2,668 \$112,700

Food Service Program Information

MEALS SERVED

		Breakfasts	Lunches	A LA Carte and Snacks	Totals	Value of Donated Commodities	Food Services Expenditures Funds 001 and 610
Maricopa							
Districts							
070403000	Tempe School District	555,654	1,363,766	71,721	1,991,141	\$649,831	\$145,508
070513000	Tempe Union High School District	92,195	336,642	395,448	824,285	\$94,947	\$169,579
070417000	Tolleson Elementary District	389,673	471,921	140,721	1,002,315	\$0	\$66,168
070514000	Tolleson Union High School District	492,353	1,384,663	166,348	2,043,364	\$0	\$427,326
070462000	Union Elementary District	185,246	267,659	0	452,905	\$109,946	\$42,007
070406000	Washington Elementary School District	2,317,073	2,879,353	267,409	5,463,835	\$1,258,848	\$948,290
070802000	West-MEC - Western Maricopa Education Center	0	0	0	0	\$0	\$0
070209000	Wickenburg Unified District	27,217	55,978	5,512	88,707	\$0	\$135,714
070407000	Wilson Elementary District	0	0	0	0	\$0	\$0
	District Totals	23,783,682	55,032,736	6,527,582	85,344,000	\$18,337,379	\$11,455,728
Charter							
078270000	Academy of Mathematics and Science, Inc.	25,437	126,322	14,375	166,134	\$0	\$16,861
078794000	Academy with Community Partners-Arizona, Inc	0	0	0	0	\$0	\$0
078979000	Accelerated Learning Center, Inc.	0	0	0	0	\$0	\$0
078701000	Acclaim Charter School	8,574	29,084	0	37,658	\$0	\$0
078793000	AIBT Non-Profit Charter High School - Phoenix	0	0	0	0	\$0	\$0
078286000	AIBT Non-Profit Charter High School, Inc.	0	0	0	0	\$0	\$0
078724000	Allen-Cochran Enterprises, Inc.	0	0	0	0	\$0	\$0
078989000	American Basic Schools LLC	0	71,593	0	71,593	\$0	\$0
078950000	American Charter Schools Foundation d.b.a. Crestvi	6,602	11,548	0	18,150	\$6,445	\$25,078
078947000	American Charter Schools Foundation d.b.a. Desert	5,604	8,532	0	14,136	\$5,814	\$19,226
078948000	American Charter Schools Foundation d.b.a. Estrell	9,106	8,525	0	17,631	\$2,912	\$21,905
078951000	American Charter Schools Foundation d.b.a. Peoria	16,296	23,272	0	39,568	\$8,208	\$50,192
078983000	American Charter Schools Foundation d.b.a. South P	34,014	46,847	0	80,861	\$12,371	\$98,880
078517000	American Charter Schools Foundation d.b.a. South R	20,449	29,689	0	50,138	\$10,035	\$62,824
078953000	American Charter Schools Foundation d.b.a. Sun Val	6,335	22,614	0	28,949	\$9,297	\$40,948
078956000	American Charter Schools Foundation d.b.a. West Ph	3,859	23,865	0	27,724	\$11,640	\$41,291
118722000	American Charter Schools Foundation dba Ridgeview	20,912	8,184	0	29,096	\$0	\$20,680
078725000	American Leadership Academy, Inc.	64,077	284,049	0	348,126	\$0	\$602,394
078525000	Anthem Preparatory Academy	0	0	0	0	\$0	\$0
078247000	Archway Classical Academy Arete	0	0	0	0	\$0	\$0
078597000	Archway Classical Academy Chandler	0	0	0	0	\$0	\$0
078248000	Archway Classical Academy Cicero	0	0	0	0	\$0	\$0
078406000	Archway Classical Academy Glendale	0	0	0	0	\$0	\$0
078234000	Archway Classical Academy Lincoln	0	0	0	0	\$0	\$0
078214000	Archway Classical Academy North Phoenix	0	0	0	0	\$0	\$0
078590000	Archway Classical Academy Scottsdale	0	0	0	0	\$0	\$0
078595000	Archway Classical Academy Trivium West	0	0	0	0	\$0	\$0
078470000	Archway Classical Academy Trivium West	0	0	0	0	\$0	\$0
078596000	Archway Classical Academy Veritas	0	0	0	0	\$0	\$0
078527000	Arete Preparatory Academy	0	0	0	0	\$0	\$0
078412000	Arizona Agribusiness & Equine Center INC.	0	0	0	0	\$0	\$0
078707000	Arizona Agribusiness & Equine Center, Inc.	0	0	0	0	\$0	\$0
078993000	Arizona Agribusiness & Equine Center, Inc.	0	0	0	0	\$0	\$0
078587000	Arizona Agribusiness & Equine Center, Inc.	0	0	0	0	\$0	\$0
078226000	Arizona Autism Charter Schools, Inc.	37,226	50,751	0	87,977	\$0	\$122,451
078723000	Arizona Center for Youth Resources	0	0	0	0	\$0	\$0
078511000	Arizona Connections Academy Charter School, Inc.	0	0	0	0	\$0	\$0

Food Service Program Information

MEALS SERVED

		Breakfasts	Lunches	A LA Carte and Snacks	Totals	Value of Donated Commodities	Food Services Expenditures Funds 001 and 610
Maricopa							
Districts							
078582000	Arizona Education Solutions	0	0	0	0	\$0	\$0
078111000	Arizona Goodwill Education Services	0	0	0	0	\$0	\$0
078260000	Arizona Language Preparatory	0	0	0	0	\$0	\$0
078722000	Arizona School For The Arts	0	7,586	0	7,586	\$0	\$0
078546000	ASU Preparatory Academy	37,727	96,987	3,986	138,700	\$25,238	\$4,078
078559000	ASU Preparatory Academy	6,145	12,127	761	19,033	\$3,362	\$5,324
078207000	ASU Preparatory Academy	3,240	22,884	1,588	27,712	\$5,627	\$13,729
078208000	ASU Preparatory Academy	0	0	0	0	\$0	\$0
078205000	ASU Preparatory Academy	0	0	0	0	\$0	\$0
078250000	ASU Preparatory Academy	9,835	41,516	4,405	55,756	\$10,024	\$24,927
078251000	ASU Preparatory Academy	0	0	0	0	\$0	\$0
078267000	ASU Preparatory Academy	6,467	12,028	308	18,803	\$3,334	\$4,742
078277000	ASU Preparatory Academy	7,016	19,189	341	26,546	\$4,935	\$6,772
078284000	ASU Preparatory Academy Digital	0	0	0	0	\$0	\$0
078614000	Avondale Learning dba Precision Academy	0	0	0	0	\$0	\$0
078542000	AZ Compass Schools, Inc.	0	0	0	0	\$0	\$0
078988000	Ball Charter Schools (Dobson)	8,633	40,774	7,293	56,700	\$0	\$17,811
078987000	Ball Charter Schools (Hearn)	11,589	43,348	15,605	70,542	\$0	\$16,534
078586000	Ball Charter Schools (Val Vista)	0	17,901	4,040	21,941	\$0	\$23,612
078736000	BASIS Charter Schools, Inc.	0	0	0	0	\$0	\$0
078575000	BASIS Charter Schools, Inc.	0	0	0	0	\$0	\$0
078588000	BASIS Charter Schools, Inc.	0	0	0	0	\$0	\$0
078589000	BASIS Charter Schools, Inc.	0	0	0	0	\$0	\$0
078403000	BASIS Charter Schools, Inc.	0	0	0	0	\$0	\$0
078212000	BASIS Charter Schools, Inc.	0	0	0	0	\$0	\$0
078225000	BASIS Charter Schools, Inc.	0	0	0	0	\$0	\$0
078231000	BASIS Charter Schools, Inc.	0	0	0	0	\$0	\$0
078269000	BASIS Charter Schools, Inc.	0	0	0	0	\$0	\$0
078268000	BASIS Charter Schools, Inc.	0	0	0	0	\$0	\$0
078272000	BASIS Charter Schools, Inc.	0	0	0	0	\$0	\$0
078273000	BASIS Charter Schools, Inc.	0	0	0	0	\$0	\$0
078236000	BASIS Charter Schools, Inc.	0	0	0	0	\$0	\$0
078283000	BASIS Charter Schools, Inc.	0	0	0	0	\$0	\$0
078282000	BASIS Charter Schools, Inc.	18,149	53,806	16,881	88,836	\$8,877	\$14,725
078288000	BASIS Charter Schools, Inc.	0	0	0	0	\$0	\$0
078418000	BASIS Charter Schools, Inc.	0	0	0	0	\$0	\$0
078633000	BASIS Charter Schools, Inc.	0	0	0	0	\$0	\$0
078972000	Bell Canyon Charter School, Inc	25,247	31,922	0	57,169	\$0	\$5,087
078766000	Benchmark School, Inc.	0	0	0	0	\$0	\$0
078754000	Benjamin Franklin Charter School - Queen Creek	0	0	0	0	\$0	\$0
078745000	Blueprint Education	0	0	0	0	\$0	\$0
078613000	Boys & Girls Clubs of the Valley	12,264	32,641	0	44,905	\$0	\$22,367
078762000	Bright Beginnings School, Inc.	0	0	0	0	\$0	\$0
078564000	CAFA, Inc. dba Learning Foundation and Performing	16,833	42,577	0	59,410	\$0	\$19,849
098749000	CAFA, Inc. dba Learning Foundation Performing Arts	16,322	22,700	0	39,022	\$0	\$2,822
078909000	Calibre Academy	0	38,372	0	38,372	\$0	\$0
078768000	Cambridge Academy East, Inc	0	0	0	0	\$0	\$0
078959000	Camelback Education, Inc	84,604	83,542	3,499	171,645	\$0	\$50,000
078534000	Candeo Schools, Inc.	0	0	0	0	\$0	\$0

Food Service Program Information

MEALS SERVED

		Breakfasts	Lunches	A LA Carte and Snacks	Totals	Value of Donated Commodities	Food Services Expenditures Funds 001 and 610
Maricopa							
Districts							
078639000	Candeo Schools, Inc.	0	0	0	0	\$0	\$0
078524000	Career Success Schools	25,297	49,890	1,535	76,722	\$0	\$97,720
078218000	CASA Academy	44,171	61,187	0	105,358	\$0	\$0
078772000	Challenge School, Inc.	9,195	25,936	0	35,131	\$0	\$39,297
078957000	Challenger Basic School, Inc.	0	0	0	0	\$0	\$0
078515000	Chandler Preparatory Academy	0	0	0	0	\$0	\$0
078549000	Choice Academies, Inc.	0	32,191	198	32,389	\$0	\$91,560
078995000	Cholla Academy	15,809	57,776	10,810	84,395	\$0	\$62,695
078249000	Cicero Preparatory Academy	0	0	0	0	\$0	\$0
078530000	Concordia Charter School, Inc.	7,505	13,442	0	20,947	\$11,406	\$61,155
078994000	Cornerstone Charter School, Inc	5,303	12,470	0	17,773	\$1,761	\$34,618
078975000	Cortez Park Charter Middle School, Inc.	21,529	35,675	0	57,204	\$13,754	\$57,338
078513000	Country Gardens Charter Schools	0	0	0	0	\$0	\$0
078608000	CPLC Community Schools	2,606	2,740	0	5,346	\$0	\$8,068
078921000	Crown Charter School, Inc	0	0	0	0	\$0	\$0
078544000	Daisy Education Corporation dba Paragon Science Ac	0	34,853	0	34,853	\$0	\$0
078934000	Deer Valley Charter Schools, Inc.	0	0	0	0	\$0	\$0
078621000	Desert Heights Charter Schools	11,831	52,997	0	64,828	\$0	\$135,376
078222000	EAGLE College Prep Maryvale, LLC	19,859	41,830	0	61,689	\$0	\$0
078223000	EAGLE College Prep Mesa, LLC.	0	0	0	0	\$0	\$0
078541000	EAGLE South Mountain Charter, Inc.	17,163	49,534	0	66,697	\$0	\$0
078509000	East Mesa Charter Elementary School, Inc.	40,745	80,015	20,266	141,026	\$22,104	\$22,160
078573000	Edison Project	0	22,145	0	22,145	\$0	\$13,228
078991000	Edkey, Inc.	2,439	5,930	0	8,369	\$0	\$24,398
078742000	Edkey, Inc. - Pathfinder Academy	2,439	5,930	0	8,369	\$600	\$129,769
078740000	Edkey, Inc. - Redwood Academy	4,318	8,338	0	12,656	\$614	\$28,934
078705000	Edkey, Inc. - Sequoia Choice Schools	0	0	0	0	\$0	\$100,592
078246000	Edkey, Inc. - Sequoia Pathway Academy	34,441	62,143	0	96,584	\$0	\$39,478
078744000	Edkey, Inc. - Sequoia School for the Deaf and Hard	0	0	0	0	\$0	\$0
078917000	Edkey, Inc. - Sequoia Village School	9,126	26,413	0	35,539	\$0	\$113,683
078971000	Edkey, Inc. dba Arizona Conservatory for Arts and	2,269	11,428	0	13,697	\$0	\$9,479
078915000	Edkey, Inc. dba Sequoia Charter School	21,058	67,381	0	88,439	\$0	\$137,194
078558000	Educational Options Foundation	0	0	0	0	\$0	\$0
078401000	Empower College Prep	58,598	131,860	0	190,458	\$0	\$924
078711000	Espiritu Community Development Corp.	0	0	0	0	\$0	\$0
078103000	Espiritu Community Development Corp.	0	0	0	0	\$0	\$0
078239000	Estrella Educational Foundation	0	0	0	0	\$0	\$0
078254000	Ethos Academy - A Challenge Foundation Academy	22,423	43,747	0	66,170	\$0	\$10,303
078901000	Excalibur Charter Schools, Inc.	38,288	35,017	0	73,305	\$2,315	\$47,995
078785000	Fit Kids, Inc. dba Champion Schools	140,159	178,021	0	318,180	\$18,073	\$68,405
078263000	Franklin Phonetic Primary School, Inc.	0	0	0	0	\$80,344	(\$46,231)
078528000	Freedom Academy, Inc.	10,306	17,182	7,730	35,218	\$0	\$0
078638000	Freedom Preparatory Academy	0	0	0	0	\$0	\$0
078611000	Friendly House, Inc.	32,422	42,414	5,081	79,917	\$0	\$150,967
078679000	GAR, LLC dba Student Choice High School	0	0	0	0	\$0	\$0
078708000	Genesis Program, Inc.	0	0	0	0	\$0	\$0
078585000	George Gervin Youth Center, Inc.	0	0	0	0	\$0	\$0
078540000	Glendale Preparatory Academy	0	0	0	0	\$0	\$0
078594000	Happy Valley East	0	11,700	0	11,700	\$0	\$119,766

Food Service Program Information

MEALS SERVED

	Breakfasts	Lunches	A LA Carte and Snacks	Totals	Value of Donated Commodities	Food Services Expenditures Funds 001 and 610
Maricopa						
Districts						
078998000	Happy Valley School, Inc.	0	21,442	0	21,442	\$0 \$37,947
078258000	Heritage Academy Gateway, Inc.	0	0	0	0	\$0 \$0
078259000	Heritage Academy Laveen, Inc.	0	0	0	0	\$0 \$0
078712000	Heritage Academy, Inc.	0	0	0	0	\$0 \$0
078985000	Heritage Elementary School	79,035	118,248	56,433	253,716	\$0 \$11,842
078244000	Highland Prep	7,306	47,372	0	54,678	\$0 \$18,124
078204000	Hirsch Academy A Challenge Foundation	10,498	25,321	0	35,819	\$0 \$38,049
078752000	Horizon Community Learning Center, Inc.	0	0	0	0	\$0 \$0
078233000	Horizon Community Learning Center, Inc.	0	0	0	0	\$0 \$0
078713000	Humanities and Sciences Academy of the United Stat	0	0	0	0	\$0 \$0
078535000	Imagine Avondale Elementary, Inc.	20,526	43,587	0	64,113	\$18,543 \$4,248
078553000	Imagine Avondale Middle, Inc.	3,703	19,535	0	23,238	\$10,381 \$29,851
078531000	Imagine Camelback Middle, Inc.	16,127	21,821	0	37,948	\$13,452 \$20,165
078519000	Imagine Charter Elementary at Camelback, Inc.	40,769	50,151	5,834	96,754	\$0 \$6,394
078520000	Imagine Charter Elementary at Desert West, Inc.	58,615	114,000	11,507	184,122	\$25,776 \$0
078536000	Imagine Coolidge Elementary, Inc.	64,348	105,378	331	170,057	\$0 \$7,346
078532000	Imagine Desert West Middle, Inc.	21,000	61,540	10,754	93,294	\$20,929 \$0
078521000	Imagine Middle at East Mesa, Inc.	6,422	18,876	0	25,298	\$0 \$3,928
078522000	Imagine Middle at Surprise, Inc.	0	0	0	0	\$0 \$8,101
078547000	Imagine Prep Coolidge, Inc.	27,875	67,298	10,488	105,661	\$0 \$5,713
078537000	Imagine Prep Superstition, Inc.	6,592	26,255	0	32,847	\$11,817 \$158,567
078538000	Imagine Prep Surprise, Inc.	0	0	0	0	\$0 (\$7,463)
078552000	Imagine Superstition Middle, Inc.	5,610	18,323	0	23,933	\$0 \$68,572
078210000	Incito Schools	4,873	13,557	0	18,430	\$0 \$16,611
078741000	Intelli-School, Inc.	0	0	0	0	\$0 \$0
078710000	International Commerce Secondary Schools, Inc.	0	0	0	0	\$0 \$0
078795000	James Madison Preparatory School	0	0	0	0	\$0 \$0
078928000	James Sandoval Preparatory High School	0	0	0	0	\$0 \$0
078240000	Kaizen Education Foundation dba Advance U	11,912	15,380	0	27,292	\$6,271 \$35,250
078230000	Kaizen Education Foundation dba Discover U Element	12,627	21,488	0	34,115	\$6,579 \$43,707
078718000	Kaizen Education Foundation dba El Dorado High Sch	11,913	74,026	0	85,939	\$25,166 \$133,562
078570000	Kaizen Education Foundation dba Gilbert Arts Acade	11,333	12,734	0	24,067	\$6,807 \$24,173
078580000	Kaizen Education Foundation dba Havasu Preparatory	5,526	9,959	0	15,485	\$7,565 \$21,455
078571000	Kaizen Education Foundation dba Liberty Arts Acade	13,184	31,272	0	44,456	\$9,723 \$55,035
078949000	Kaizen Education Foundation dba Maya High School	31,956	33,546	0	65,502	\$14,712 \$85,674
078576000	Kaizen Education Foundation dba Mission Heights Pr	19,260	30,994	0	50,254	\$9,513 \$59,716
078999000	Kaizen Education Foundation dba South Pointe Eleme	39,993	52,337	0	92,330	\$19,232 \$125,161
078765000	Kaizen Education Foundation dba South Pointe Junio	18,171	19,991	0	38,162	\$9,055 \$52,116
078952000	Kaizen Education Foundation dba Summit High School	5,454	11,416	0	16,870	\$5,092 \$26,645
078954000	Kaizen Education Foundation dba Tempe Accelerated	4,520	4,982	0	9,502	\$1,898 \$13,097
078567000	Kaizen Education Foundation dba Vista Grove Prepar	10,802	11,717	3,047	25,566	\$3,531 \$33,611
078616000	Kaleidoscope School	0	0	0	0	\$0 \$0
138759000	Kestrel Schools, Inc.	0	0	0	0	\$0 \$0
078779000	Keystone Montessori Charter School, Inc.	0	0	0	0	\$0 \$0
078759000	Khalsa Montessori Elementary Schools	0	0	0	0	\$0 \$0
078968000	LEAD Charter Schools	32,776	54,856	0	87,632	\$0 \$45,792
078507000	Legacy Education Group	3,698	7,757	0	11,455	\$0 \$25,773
078416000	Legacy Traditional School - Avondale	19,535	130,395	6,094	156,024	\$0 \$449,675
078417000	Legacy Traditional School - Chandler	13,032	84,866	7,595	105,493	\$0 \$157,900

Food Service Program Information

MEALS SERVED

		Breakfasts	Lunches	A LA Carte and Snacks	Totals	Value of Donated Commodities	Food Services Expenditures Funds 001 and 610
Maricopa							
Districts							
078642000	Legacy Traditional School - Deer Valley	18,415	71,392	1,541	91,348	\$0	\$40,698
078413000	Legacy Traditional School - East Mesa	25,861	108,278	5,972	140,111	\$0	\$23,916
108603000	Legacy Traditional School - East Tucson	16,035	54,865	163	71,063	\$0	\$0
078229000	Legacy Traditional School - Gilbert	0	79,182	9,380	88,562	\$0	\$14,074
078408000	Legacy Traditional School - Glendale	19,982	112,164	6,251	138,397	\$0	\$0
078635000	Legacy Traditional School - Goodyear	15,521	68,809	2,830	87,160	\$0	\$28,096
078215000	Legacy Traditional School - Laveen Village	18,240	131,282	2,443	151,965	\$0	\$0
078641000	Legacy Traditional School - Mesa	12,018	52,582	2,347	66,947	\$0	\$0
078409000	Legacy Traditional School - North Chandler	23,931	92,612	4,741	121,284	\$0	\$0
078637000	Legacy Traditional School - North Phoenix	10,200	64,914	2,974	78,088	\$0	\$164,113
078407000	Legacy Traditional School - Peoria	4,872	48,379	5,151	58,402	\$0	\$50,786
078415000	Legacy Traditional School - Phoenix	38,916	151,636	3,572	194,124	\$0	\$0
078274000	Legacy Traditional School - Surprise	27,771	151,889	18,634	198,294	\$0	\$0
078636000	Legacy Traditional School - West Surprise	20,441	99,740	10,525	130,706	\$0	\$0
078784000	Liberty Traditional Charter School	30,146	66,803	18,980	115,929	\$0	\$45,789
078235000	Lincoln Preparatory Academy	0	0	0	0	\$0	\$0
078997000	Little Lamb Community School	0	0	0	0	\$0	\$0
078219000	Madison Highland Prep	0	0	0	0	\$0	\$0
078419000	Madison Highland Prep Phoenix	7,306	47,372	0	54,678	\$0	\$15,487
078647000	Maricopa County Community College District dba Gat	5,497	29,012	0	34,509	\$0	\$0
078592000	Maryvale Preparatory Academy	36,818	135,822	0	172,640	\$956	\$0
078743000	MCCCD on behalf of Phoenix College Preparatory Aca	7,036	18,101	0	25,137	\$0	\$0
078906000	Metropolitan Arts Institute, Inc.	0	0	0	0	\$0	\$0
078976000	Midtown Primary School	8,009	15,666	14,134	37,809	\$0	\$38,372
078791000	Milestones Charter School	0	0	0	0	\$0	\$0
078977000	Montessori Academy, Inc.	0	0	0	0	\$0	\$0
078758000	Montessori Day Public Schools Chartered, Inc.	0	0	0	0	\$0	\$0
078763000	Montessori Education Centre Charter School	0	0	0	0	\$0	\$0
078771000	New Horizon School for the Performing Arts	15,152	18,550	5,054	38,756	\$0	\$0
078692000	New Learning Ventures, Inc.	0	0	0	0	\$0	\$0
078903000	New School For The Arts	0	0	0	0	\$0	\$0
078981000	New School for the Arts Middle School	0	0	0	0	\$0	\$0
078760000	New World Educational Center	12,393	20,628	0	33,021	\$2,495	\$40,210
078930000	Noah Webster Schools - Mesa	50,288	70,365	0	120,653	\$0	\$68,107
078261000	Noah Webster Schools-Pima	22,272	36,457	0	58,729	\$0	\$600
078584000	North Phoenix Preparatory Academy	0	0	0	0	\$0	\$0
078945000	North Star Charter School, Inc.	0	0	0	0	\$0	\$0
078767000	Ombudsman Educational Services, Ltd.,a subsidiary	0	0	0	0	\$0	\$0
078907000	P.L.C. Charter Schools	61,992	122,975	4,180	189,147	\$0	\$0
078940000	Pan-American Elementary Charter	30,072	135,924	0	165,996	\$0	\$0
078912000	Paragon Management, Inc.	0	144,429	8,201	152,630	\$0	\$0
078963000	PAS Charter, Inc., dba Intelli-School	0	0	0	0	\$0	\$0
078792000	Pathfinder Charter School Foundation	59,276	69,574	11,740	140,590	\$0	\$0
078216000	Pathways In Education-Arizona, Inc.	0	0	0	0	\$0	\$0
078238000	Pensar Academy	27,081	27,406	0	54,487	\$0	\$1,469
078693000	Phoenix International Academy	45,617	47,632	0	93,249	\$0	\$0
078776000	Phoenix School of Academic Excellence The	0	0	0	0	\$0	\$0
078504000	Pillar Charter School	0	0	0	0	\$0	\$0
078726000	Pinnacle Education-Tempe, Inc.	0	0	0	0	\$0	\$0

Food Service Program Information

MEALS SERVED

		Breakfasts	Lunches	A LA Carte and Snacks	Totals	Value of Donated Commodities	Food Services Expenditures Funds 001 and 610
Maricopa							
Districts							
078920000	Pinnacle Education-WMCB, Inc.	0	0	0	0	\$0	\$0
078550000	Pioneer Preparatory School	0	0	0	0	\$0	\$0
078716000	Pioneer Technology & Arts Academy of Arizona	0	0	0	0	\$0	\$0
078939000	Premier Charter High School	4,778	14,381	0	19,159	\$0	\$42,991
078926000	Primavera Virtual Academy	0	0	0	0	\$0	\$0
078209000	Reid Traditional Schools' Painted Rock Academy Inc	0	0	0	0	\$0	\$0
078749000	Reid Traditional Schools' Valley Academy, Inc.	0	0	0	0	\$0	\$0
078560000	Research Based Education Corporation	0	14,125	0	14,125	\$4,276	\$12,675
078609000	Ridgeline Academy, Inc.	6,066	30,502	0	36,568	\$0	\$0
078266000	Roosevelt Preparatory Academy	0	0	0	0	\$0	\$0
078508000	Rosefield Charter Elementary School, Inc.	0	0	0	0	\$0	\$0
078688000	Sage Academy, Inc.	10,933	11,238	0	22,171	\$0	\$10,269
078656000	Salt River Pima-Maricopa Community Schools	77,628	103,932	49,145	230,705	\$26,521	\$0
078539000	San Tan Montessori School, Inc.	0	0	0	0	\$0	\$0
078962000	SC Jensen Corporation, Inc. dba Intelli-School	0	0	0	0	\$0	\$0
078624000	Scholars Academy Sunnyslope	31,586	49,044	8,565	89,195	\$6,410	\$10,000
078243000	Scottsdale Country Day School	0	0	0	0	\$0	\$0
078533000	Scottsdale Preparatory Academy	0	0	0	0	\$0	\$0
078256000	Self Development Academy-Phoenix	16,453	37,990	0	54,443	\$0	\$0
078796000	Self Development Charter School	0	0	0	0	\$0	\$0
078566000	Skyline Gila River Schools, LLC	0	0	0	0	\$0	\$0
078914000	Skyline Schools, Inc.	122,231	199,604	21,710	343,545	\$48,537	\$0
078625000	SLAM Arizona, Inc.	8,374	8,707	0	17,081	\$0	\$76,569
078622000	Somerset Academy Arizona, Inc.	0	13,029	0	13,029	\$0	\$106,770
078599000	South Phoenix Academy Inc.	0	0	0	0	\$0	\$0
078578000	South Valley Academy, Inc.	0	0	0	0	\$0	\$0
078228000	Southwest Leadership Academy	2,657	8,165	0	10,822	\$0	\$98,557
078634000	STEP UP Schools, Inc.	3,599	8,099	0	11,698	\$0	\$12,019
078781000	Stepping Stones Academy	0	0	0	0	\$0	\$0
078924000	Success School	17,785	119,775	20,601	158,161	\$0	\$0
078640000	Sun Valley Academy - Avondale, Inc.	0	0	0	0	\$0	\$60,713
078556000	Sun Valley Academy - South Mountain, Inc.	6,347	53,631	71,291	131,269	\$34,495	\$30,635
078237000	Synergy Public School, Inc.	35,281	89,040	20,202	144,523	\$0	\$0
078761000	Tempe Preparatory Academy	0	0	0	0	\$0	\$0
078213000	The Farm at Mission Montessori Academy	0	0	0	0	\$0	\$0
078561000	The Odyssey Preparatory Academy, Inc.	0	0	0	0	\$0	\$0
078206000	The Paideia Academies, Inc	6,062	27,749	0	33,811	\$0	\$22,668
078411000	Think Through Academy	2,312	5,242	0	7,554	\$0	\$1,500
078911000	ThrivePoint High School, Inc.	0	0	0	0	\$0	\$0
078591000	Trivium Preparatory Academy	0	0	0	0	\$0	\$0
078964000	Valley of the Sun Waldorf Education Association, d	0	0	0	0	\$0	\$0
078104000	Valor Preparatory Academy, LLC	0	0	0	0	\$0	\$0
078562000	Vector School District, Inc.	0	0	0	0	\$0	\$0
078984000	Veritas Preparatory Academy	0	0	0	0	\$0	\$0
078410000	Victory Collegiate Academy Corporation	50,946	53,417	40,771	145,134	\$0	\$19,124
078715000	Villa Montessori Charter School	0	0	0	0	\$0	\$0
078960000	Vista Charter School	0	0	0	0	\$0	\$0
078224000	Vista College Preparatory, Inc.	139,750	242,353	0	382,103	\$0	\$0
078935000	West Gilbert Charter Elementary School, Inc.	7,633	58,503	0	66,136	\$0	\$0

Food Service Program Information

MEALS SERVED

		Breakfasts	Lunches	A LA Carte and Snacks	Totals	Value of Donated Commodities	Food Services Expenditures Funds 001 and 610
Maricopa							
Districts							
078974000	West Gilbert Charter Middle School, Inc.	0	0	0	0	\$0	\$0
078548000	West Valley Arts and Technology Academy, Inc.	10,439	24,933	2,111	37,483	\$0	\$72,503
078221000	Western School of Science and Technology, Inc.	15,215	57,396	0	72,611	\$0	\$50,860
078626000	Explore Academy - Peoria	2,242	8,502	0	10,744	\$0	\$7,772
078629000	Sun Valley Academy - Glendale, Inc.	4,167	18,695	23,793	46,655	\$0	\$62,007
078627000	Heartwood AZ	0	0	0	0	\$0	\$0
078631000	Paul Revere Academy, Inc.	0	0	0	0	\$0	\$0
078100000	Premier Prep Online Academy	0	0	0	0	\$0	\$0
078644000	Arizona Collaborative Learning Partners, Inc.	0	0	0	0	\$0	\$0
078651000	Heritage Academy Pointe, Inc.	0	0	0	0	\$0	\$0
Charter Totals		3,014,494	7,517,872	627,787	11,160,153	\$628,822	\$5,959,666
County Totals		26,798,176	62,550,608	7,155,369	96,504,153	\$18,966,201	\$17,415,394

Food Service Program Information

MEALS SERVED

		Breakfasts	Lunches	A LA Carte and Snacks	Totals	Value of Donated Commodities	Food Services Expenditures Funds 001 and 610
Mohave							
Districts							
080415000	Bullhead City School District	203,100	259,991	8,424	471,515	\$19,452	\$44,737
080214000	Colorado City Unified District	26,305	42,437	344	69,086	\$0	\$83,242
080502000	Colorado River Union High School District	29,075	111,631	0	140,706	\$0	\$23,995
080303000	Hackberry School District	3,266	4,815	0	8,081	\$0	\$57,975
080220000	Kingman Unified School District	203,958	522,385	4,080	730,423	\$0	\$56,770
080201000	Lake Havasu Unified District	107,914	368,766	54,285	530,965	\$238,154	\$85,397
080209000	Littlefield Unified District	0	0	0	0	\$0	\$885
080416000	Mohave Valley Elementary District	59,164	118,794	49	178,007	\$58,763	\$22,291
080306000	Owens School District No.6	0	0	0	0	\$0	\$8,558
080208000	Peach Springs Unified District	0	0	0	0	\$0	\$39,253
080412000	Topock Elementary District	7,078	10,274	1	17,353	\$0	\$0
080322000	Valentine Elementary District	0	0	0	0	\$0	\$8,319
080850000	Western Arizona Vocational District #50	0	0	0	0	\$0	\$0
080313000	Yucca Elementary District	2,693	2,826	0	5,519	\$3,963	\$44,770
	District Totals	642,553	1,441,919	67,183	2,151,655	\$320,332	\$476,192
Charter							
088704000	Academy of Building Industries, Inc.	0	0	0	0	\$0	\$0
088705000	Desert Star Academy	0	0	0	0	\$0	\$0
088620000	Kingman Academy Of Learning	0	0	0	0	\$0	\$0
088759000	Masada Charter School, Inc.	0	0	0	0	\$0	\$0
088703000	Mohave Accelerated Elementary School, Inc.	0	0	0	0	\$0	\$0
088758000	Mohave Accelerated Learning Center	9,123	50,135	18,595	77,853	\$31,637	\$192,537
088702000	Telesis Center for Learning, Inc.	6,942	26,088	4,867	37,897	\$8,016	\$12,234
088755000	Young Scholars Academy Charter School Corp.	0	0	0	0	\$0	\$0
	Charter Totals	16,065	76,223	23,462	115,750	\$39,653	\$204,771
	County Totals	658,618	1,518,142	90,645	2,267,405	\$359,985	\$680,963

Food Service Program Information

MEALS SERVED

		Breakfasts	Lunches	A LA Carte and Snacks	Totals	Value of Donated Commodities	Food Services Expenditures Funds 001 and 610
Navajo							
Districts							
090232000	Blue Ridge Unified School District No. 32	129,656	194,719	15,915	340,290	\$37,629	\$29,655
090225000	Cedar Unified District	15,269	20,005	3,118	38,392	\$0	\$0
090206000	Heber-Overgaard Unified District	18,266	35,678	13	53,957	\$0	\$2,460
090203000	Holbrook Unified District	119,347	191,259	23,217	333,823	\$141,745	\$24,828
090202000	Joseph City Unified District	28,382	33,062	184	61,628	\$19,042	\$9,292
090227000	Kayenta Unified School District #27	95,548	217,045	37,085	349,678	\$0	\$114,275
090199000	Navajo County Accommodation District #99	0	0	0	0	\$0	\$5,800
090836000	Northeast Arizona Technological Institute of Vocat	0	0	0	0	\$0	\$0
090835000	Northern Arizona Vocational Institute of Technolog	0	0	0	0	\$0	\$0
090204000	Pinon Unified District	67,793	162,859	12,739	243,391	\$55,460	\$56,421
090210000	Show Low Unified District	55,449	136,156	2,413	194,018	\$24,983	\$207,796
090205000	Snowflake Unified District	80,531	176,179	6,752	263,462	\$129,193	\$43,926
090220000	Whiteriver Unified District	127,321	242,539	21,693	391,553	\$82,392	\$50,143
090201000	Winslow Unified District	98,362	216,474	0	314,836	\$0	\$12,800
	District Totals	835,924	1,625,975	123,129	2,585,028	\$490,444	\$557,396
Charter							
098745000	Career Development, Inc.	8,049	9,248	0	17,297	\$305	\$18,197
098746000	Shonto Governing Board of Education, Inc.	19,551	51,818	0	71,369	\$0	\$67,397
	Charter Totals	27,600	61,066	0	88,666	\$305	\$85,594
	County Totals	863,524	1,687,041	123,129	2,673,694	\$490,749	\$642,990

Food Service Program Information

MEALS SERVED

	Breakfasts	Lunches	A LA Carte and Snacks	Totals	Value of Donated Commodities	Food Services Expenditures Funds 001 and 610
Pima						
Districts						
100215000	Ajo Unified District	23,621	53,932	0	77,553	\$0 \$61,091
100351000	Altar Valley Elementary District	78,062	81,849	9,804	169,715	\$7,454 \$105,262
100210000	Amphitheater Unified District	655,453	913,652	307,563	1,876,668	\$739,325 \$118,582
100240000	Baboquivari Unified School District #40	65,952	143,537	5,458	214,947	\$21,951 \$38,202
100216000	Catalina Foothills Unified District	31,841	274,930	124,286	431,057	\$186,819 \$43,361
100339000	Continental Elementary District	22,762	59,293	14,384	96,439	\$0 \$1,457
100208000	Flowing Wells Unified District	215,586	590,823	188,938	995,347	\$375,339 \$75,822
100206000	Marana Unified District	425,271	940,833	135,090	1,501,194	\$0 \$152,693
100100000	Pima County Accommodation School District	0	0	0	0	\$0 \$0
100811000	Pima County JTED	0	0	0	0	\$0 \$20,981
100230000	Sahuarita Unified District	105,891	505,555	145,428	756,874	\$0 \$89,275
100335000	San Fernando Elementary District	0	0	0	0	\$0 \$4,575
100212000	Sunnyside Unified District	1,981,444	1,398,187	166,682	3,546,313	\$0 \$615,677
100213000	Tanque Verde Unified District	31,711	150,937	23,721	206,369	\$0 \$134,199
100201000	Tucson Unified District	1,242,823	4,349,267	68,760	5,660,850	\$1,539,097 \$486,662
100220000	Vail Unified District	267,425	1,004,104	110,003	1,381,532	\$343,971 \$183,067
	District Totals	5,147,842	10,466,899	1,300,117	16,914,858	\$3,213,956 \$2,130,906
Charter						
108734000	Academy Del Sol, Inc.	22,533	77,408	8,150	108,091	\$0 \$50,000
078242000	Academy of Mathematics and Science South, Inc.	222,654	836,642	131,540	1,190,836	\$0 (\$158,364)
108713000	Academy of Mathematics and Science, Inc.	12,680	74,790	9,725	97,195	\$0 (\$9,922)
108665000	Academy of Tucson, Inc.	18,290	40,403	0	58,693	\$0 \$12,741
108794000	American Charter Schools Foundation d.b.a. Alta Vi	6,852	33,352	0	40,204	\$13,154 \$57,274
108785000	Aprender Tucson	10,285	41,334	6,988	58,607	\$0 \$3,000
108709000	Arizona Community Development Corporation	108,340	244,776	538,579	891,695	\$0 \$0
108725000	BASIS Charter Schools, Inc.	0	0	0	0	\$0 \$0
108737000	BASIS Charter Schools, Inc.	0	0	0	0	\$0 \$0
108404000	BASIS Charter Schools, Inc.	0	0	0	0	\$0 \$0
108501000	Blue Adobe Project	0	0	0	0	\$0 \$0
108715000	Canyon Rose Academy, Inc.	0	0	0	0	\$0 \$0
108777000	Carden of Tucson, Inc.	0	0	0	0	\$0 \$0
108720000	CITY Center for Collaborative Learning	0	0	0	0	\$0 \$51,955
108740000	Colearn Academy Arizona	0	0	0	0	\$0 \$0
108788000	Compass High School, Inc.	0	0	0	0	\$0 \$0
108505000	CPLC Community Schools dba Hiaki High School	7,572	7,477	0	15,049	\$0 \$7,977
108793000	CPLC Community Schools dba Toltecalli High School	9,936	11,470	0	21,406	\$0 \$14,034
108666000	Daisy Education Corporation dba Sonoran Science Ac	0	12,705	0	12,705	\$0 \$0
108502000	Daisy Education Corporation dba Sonoran Science Ac	38,193	49,092	0	87,285	\$0 \$0
108503000	Daisy Education Corporation dba Sonoran Science Ac	73,150	65,015	0	138,165	\$0 \$0
108787000	Desert Rose Academy, Inc.	0	0	0	0	\$0 \$0
108668000	Desert Sage School	4,845	5,609	0	10,454	\$0 \$1,756
108732000	Desert Sky Community School, Inc.	1,552	4,891	0	6,443	\$0 \$0
108781000	Eastpointe High School, Inc.	0	0	0	0	\$0 \$0
108506000	Ed Ahead	0	0	0	0	\$0 \$0
108653000	Edge School, Inc., The	0	0	0	0	\$0 \$0
108717000	Educational Impact, Inc.	6,536	20,736	0	27,272	\$0 \$0
108770000	Great Expectations Academy	0	0	0	0	\$0 \$0
108789000	Griffin Foundation, Inc. The	0	0	0	0	\$0 \$330

Food Service Program Information

MEALS SERVED

		Breakfasts	Lunches	A LA Carte and Snacks	Totals	Value of Donated Commodities	Food Services Expenditures Funds 001 and 610
Pima							
Districts							
108726000	Ha:san Educational Services	5,729	5,943	0	11,672	\$0	\$0
108701000	Hermosa Montessori Charter School	0	0	0	0	\$0	\$0
108775000	Highland Free School	0	0	0	0	\$0	\$0
108706000	Kaizen Education Foundation dba Skyview High Schoo	9,082	10,406	0	19,488	\$3,171	\$23,897
108784000	Khalsa Family Services	0	0	0	0	\$0	\$0
108414000	Legacy Traditional School - Northwest Tucson	15,188	103,349	8,286	126,823	\$0	\$0
108738000	Leman Academy of Excellence, Inc.	0	0	0	0	\$0	\$0
108798000	Math and Science Success Academy, Inc.	17,276	84,906	11,967	114,149	\$0	(\$9,310)
108703000	Montessori Schoolhouse of Tucson, Inc.	0	0	0	0	\$0	\$0
108769000	Mountain Rose Academy, Inc.	0	0	0	0	\$0	\$0
108707000	Nosotros, Inc	24,199	39,684	0	63,883	\$0	\$73,879
108604000	Online School of Arizona	0	0	0	0	\$0	\$0
108507000	Pima Prevention Partnership	3,554	10,888	0	14,442	\$0	\$0
108799000	Pima Prevention Partnership dba Pima Partnership A	1,572	4,676	0	6,248	\$0	\$10,872
108711000	Pima Prevention Partnership dba Pima Partnership S	2,256	6,957	0	9,213	\$0	\$7,581
108602000	Pima Rose Academy, Inc.	0	0	0	0	\$0	\$0
108744000	Portable Practical Educational Preparation, Inc. (32,634	68,442	0	101,076	\$20,166	\$0
108796000	Portable Practical Educational Preparation, Inc. (0	0	0	0	\$0	\$0
108778000	Presidio School	10,636	40,251	0	50,887	\$6,600	\$12,751
108719000	Satori, Inc.	2,875	7,851	0	10,726	\$0	\$0
108514000	Science Technology Engineering and Math Arizona	79,584	90,342	0	169,926	\$0	\$4,133
108772000	Southern Arizona Community Academy, Inc.	0	0	0	0	\$0	\$0
108779000	Southgate Academy, Inc.	32,380	43,516	9,380	85,276	\$0	\$111,098
108227000	StrengthBuilding Partners	1,641	3,193	0	4,834	\$0	\$0
108722000	The Charter Foundation, Inc.	22,441	38,862	0	61,303	\$0	\$31,778
108773000	Tucson Country Day School, Inc.	0	0	0	0	\$0	\$10,076
108714000	Tucson International Academy, Inc.	39,000	73,200	0	112,200	\$0	\$14,096
108768000	Tucson Preparatory School	0	0	0	0	\$0	\$0
108660000	Tucson Youth Development/ACE Charter High School	5,083	5,052	0	10,135	\$0	\$3,924
	Charter Totals	848,548	2,163,218	724,615	3,736,381	\$43,091	\$325,556
	County Totals	5,996,390	12,630,117	2,024,732	20,651,239	\$3,257,047	\$2,456,462

Food Service Program Information

MEALS SERVED

	Breakfasts	Lunches	A LA Carte and Snacks	Totals	Value of Donated Commodities	Food Services Expenditures Funds 001 and 610
Pinal						
Districts						
110243000	Apache Junction Unified District	166,547	258,469	6,770	431,786	\$4,634 \$0
110404000	Casa Grande Elementary District	298,053	749,896	35,537	1,083,486	\$0 \$140,192
110502000	Casa Grande Union High School District	79,584	253,085	34,175	366,844	\$0 \$54,124
110801000	Central Arizona Valley Institute of Technology	0	0	0	0	\$0 \$0
110802000	Cobre Valley Institute of Technology District	0	0	0	0	\$0 \$0
110221000	Coolidge Unified District	113,691	278,850	32,729	425,270	\$0 \$101,760
110411000	Eloy Elementary District	92,860	94,092	82,269	269,221	\$0 \$26,554
110201000	Florence Unified School District	296,287	732,784	93,929	1,123,000	\$0 \$171,665
110244000	J O Combs Unified School District	116,997	331,023	26,713	474,733	\$167,239 \$45,000
110208000	Mammoth-San Manuel Unified District	18,221	45,759	1,291	65,271	\$29,043 \$20,736
110220000	Maricopa Unified School District	482,248	934,985	79,896	1,497,129	\$415,083 \$128,097
110100000	Mary C O'Brien Accommodation District	19,309	27,475	0	46,784	\$11,634 \$138,953
110302000	Oracle Elementary District	13,156	43,943	1,803	58,902	\$0 \$11,016
110433000	Picacho Elementary District	8,834	12,936	0	21,770	\$5,000 \$62,905
110203000	Ray Unified District	16,432	24,161	0	40,593	\$0 \$21,891
110405000	Red Rock Elementary District	19,701	37,482	0	57,183	\$18,188 \$6,385
110418000	Sacaton Elementary District	45,500	69,851	0	115,351	\$12,161 \$123,756
110540000	Santa Cruz Valley Union High School District	14,431	38,371	0	52,802	\$13,992 \$94,466
110424000	Stanfield Elementary District	50,889	66,369	13,524	130,782	\$23,853 \$5,880
110215000	Superior Unified School District	15,703	34,786	0	50,489	\$0 \$16,962
110422000	Toltec School District	152,192	157,263	0	309,455	\$0 \$5,244
	District Totals	2,020,635	4,191,580	408,636	6,620,851	\$700,827 \$1,175,586
Charter						
118720000	A+ Charter Schools	0	0	0	0	\$0 \$0
118705000	Akimel O Otham Pee Posh Charter School, Inc.	0	0	0	0	\$0 \$0
118706000	Akimel O'Otham Pee Posh Charter School, Inc.	0	0	0	0	\$0 \$0
118703000	American Charter Schools Foundation d.b.a. Apache	8,716	6,221	0	14,937	\$3,022 \$19,172
118716000	ASU Preparatory Academy - Casa Grande	0	0	0	0	\$0 \$0
078687000	Eduprize Schools, LLC	0	0	0	0	\$0 \$0
118708000	Leading Edge Academy Maricopa	49,937	77,557	0	127,494	\$0 \$98,409
078101000	Leading Edge Academy Queen Creek	13,803	22,825	0	36,628	\$6,822 \$72,512
118718000	Legacy Traditional School - Casa Grande	28,449	144,544	4,516	177,509	\$0 \$0
118719000	Legacy Traditional School - Maricopa	0	0	2,658	2,658	\$0 \$0
118715000	Legacy Traditional School - Queen Creek	7,789	76,936	5,130	89,855	\$0 \$70,573
078420000	Legacy Traditional School-San Tan	18,084	73,131	4,875	96,090	\$0 \$0
118704000	Pinnacle Education-Casa Grande, Inc.	0	0	0	0	\$0 \$0
118717000	The Grande Innovation Academy	0	38,262	0	38,262	\$0 \$39,415
118645000	Heritage Academy Maricopa, Inc.	0	0	0	0	\$0 \$0
	Charter Totals	126,778	439,476	17,179	583,433	\$9,844 \$300,081
	County Totals	2,147,413	4,631,056	425,815	7,204,284	\$710,671 \$1,475,667

Food Service Program Information

MEALS SERVED

		Breakfasts	Lunches	A LA Carte and Snacks	Totals	Value of Donated Commodities	Food Services Expenditures Funds 001 and 610
Santa Cruz							
Districts							
120201000	Nogales Unified District	487,447	832,660	7,892	1,327,999	\$0	\$185,446
120406000	Patagonia Elementary District	0	0	0	0	\$0	\$12,000
120520000	Patagonia Union High School District	18,786	20,573	1,432	40,791	\$17,392	\$31,152
120328000	Santa Cruz Elementary District	13,732	12,457	0	26,189	\$0	\$24,641
120235000	Santa Cruz Valley Unified District	180,370	454,918	10,114	645,402	\$0	\$70,746
120425000	Sonoita Elementary District	5,997	14,384	0	20,381	\$5,034	\$75,947
	District Totals	706,332	1,334,992	19,438	2,060,762	\$22,426	\$399,932
Charter							
128704000	Kaizen Education Foundation dba Colegio Petite Pho	13,181	38,629	0	51,810	\$17,127	\$69,642
128703000	Mexicayotl Academy, Inc.	9,658	28,955	6,749	45,362	\$0	\$604
128725000	Patagonia Montessori Elementary School	0	0	0	0	\$0	\$0
128701000	Pinnacle Education-Kino, Inc.	0	0	0	0	\$0	\$0
128726000	Santa Cruz Valley Opportunities in Education, Inc.	0	0	0	0	\$0	\$0
	Charter Totals	22,839	67,584	6,749	97,172	\$17,127	\$70,246
	County Totals	729,171	1,402,576	26,187	2,157,934	\$39,553	\$470,178

Food Service Program Information

MEALS SERVED

	Breakfasts	Lunches	A LA Carte and Snacks	Totals	Value of Donated Commodities	Food Services Expenditures Funds 001 and 610
Yavapai						
Districts						
130231000	Ash Fork Joint Unified District	12,973	26,620	23,656	63,249	\$1,815 \$70,084
130220000	Bagdad Unified District	12,181	31,016	6,173	49,370	\$15,399 \$6,201
130326000	Beaver Creek Elementary District	15,538	34,577	6	50,121	\$13,683 \$19,834
130228000	Camp Verde Unified District	43,556	121,797	7,021	172,374	\$14 \$115,640
130350000	Canon Elementary District	7,836	12,073	0	19,909	\$0 \$42,550
130251000	Chino Valley Unified District	282,354	233,696	45,970	562,020	\$0 \$85,185
130403000	Clarkdale-Jerome Elementary District	16,846	46,681	184	63,711	\$2,154 \$7,032
130317000	Congress Elementary District	5,485	10,219	2,174	17,878	\$12,755 \$43,059
130406000	Cottonwood-Oak Creek Elementary District	144,379	287,580	4,063	436,022	\$0 \$42,809
130341000	Crown King Elementary District	0	0	0	0	\$0 \$0
130335000	Hillside Elementary District	0	0	0	0	\$0 \$0
130222000	Humboldt Unified District	202,492	493,144	48,910	744,546	\$0 \$20,272
130323000	Kirkland Elementary District	6,148	6,564	3,500	16,212	\$3,665 \$20,393
130243000	Mayer Unified School District	30,941	58,350	10,353	99,644	\$29,125 \$7,768
130504000	Mingus Union High School District	9,678	35,001	0	44,679	\$40,281 \$41,789
130802000	Mountain Institute CTED #2	0	0	0	0	\$0 \$0
130201000	Prescott Unified District	70,769	221,614	63,528	355,911	\$74,248 \$117,710
130209000	Sedona-Oak Creek JUSD #9	27,253	69,274	9,937	106,464	\$0 \$2,822
130240000	Seligman Unified District	11,383	20,349	8,074	39,806	\$386 \$71,527
130315000	Skull Valley Elementary District	0	6,607	0	6,607	\$2,821 \$25,303
130801000	Valley Academy for Career and Technology Education	0	0	0	0	\$0 \$0
130352000	Yarnell Elementary District	4,920	4,666	0	9,586	\$1,706 \$26,278
130199000	Yavapai Accommodation School District	0	0	0	0	\$0 \$0
	District Totals	904,732	1,719,828	233,549	2,858,109	\$198,052 \$766,256
Charter						
138760000	Acorn Montessori Charter School	34,282	59,896	0	94,178	\$26,768 \$281,445
138785000	Arizona Agribusiness & Equine Center, Inc.	0	0	0	0	\$0 \$0
138786000	BASIS Charter Schools, Inc.	0	0	0	0	\$0 \$0
138501000	Compass Points International, Inc	0	0	0	0	\$0 \$0
138714000	Desert Star Community School, Inc.	0	0	0	0	\$0 \$0
138754000	Edkey Inc. dba American Heritage Academy	6,181	25,052	0	31,233	\$0 \$71,639
138705000	Edkey, Inc. - Sequoia Ranch School	7,556	15,309	0	22,865	\$0 \$33,659
138751000	Franklin Phonetic Primary School, Inc.	0	0	0	0	\$190,107 (\$84,772)
138503000	La Tierra Community School, Inc	0	0	0	0	\$0 \$0
138787000	Liberty Leadership Academy	0	0	0	0	\$0 \$0
138757000	Mary Ellen Halvorson Educational Foundation. dba:	0	0	0	0	\$0 \$0
138712000	Mingus Springs Charter School	5,942	12,803	0	18,745	\$0 \$55,050
138768000	Mountain Oak Charter School, Inc.	0	0	0	0	\$0 \$0
138758000	PACE Preparatory Academy, Inc.	0	0	0	0	\$0 \$0
138756000	Painted Pony Ranch Charter School	0	0	0	0	\$0 \$0
078516000	Prescott Valley Charter School	41,062	97,319	108	138,489	\$0 \$63,919
138708000	Sedona Charter School, Inc.	0	0	0	0	\$0 \$0
138752000	Skyview School, Inc.	0	0	0	0	\$0 \$0
	Charter Totals	95,023	210,379	108	305,510	\$216,875 \$420,940
	County Totals	999,755	1,930,207	233,657	3,163,619	\$414,927 \$1,187,196

Food Service Program Information

MEALS SERVED

		Breakfasts	Lunches	A LA Carte and Snacks	Totals	Value of Donated Commodities	Food Services Expenditures Funds 001 and 610
Yuma							
Districts							
140550000	Antelope Union High School District	9,514	23,247	0	32,761	\$0	\$55,512
140413000	Crane Elementary District	452,940	1,079,305	31,075	1,563,320	\$461,825	\$136,866
140432000	Gadsden Elementary District	457,094	761,388	78,525	1,297,007	\$334,006	\$37,873
140416000	Hyder Elementary District	13,063	13,221	0	26,284	\$6,851	\$54,082
140417000	Mohawk Valley Elementary District	21,661	21,627	162	43,450	\$10,702	\$44,684
140411000	Somerton Elementary District	277,050	497,660	31,482	806,192	\$127,685	\$72,670
140801000	Southwest Technical Education District of Yuma (ST	0	0	0	0	\$0	\$0
140424000	Wellton Elementary District	18,653	27,193	0	45,846	\$2,064	\$1,250
140401000	Yuma Elementary District	763,625	1,299,959	152,779	2,216,363	\$0	\$950,739
140570000	Yuma Union High School District	576,889	1,061,574	68,242	1,706,705	\$124,727	\$411,337
	District Totals	2,590,489	4,785,174	362,265	7,737,928	\$1,067,860	\$1,765,013
Charter							
148761000	Carpe Diem Collegiate High School	4,128	21,709	0	25,837	\$0	\$3,629
148760000	Harvest Power Community Development Group, Inc.	81,703	22,375	60,406	164,484	\$0	\$50,000
148759000	Juniper Tree Academy	61,905	123,748	0	185,653	\$0	(\$34,775)
148758000	Yuma Private Industry Council, Inc.	0	0	0	0	\$0	\$2,474
	Charter Totals	147,736	167,832	60,406	375,974	\$0	\$21,328
	County Totals	2,738,225	4,953,006	422,671	8,113,902	\$1,067,860	\$1,786,341
	Totals	43,563,086	96,426,358	11,151,777	151,141,221	\$26,527,243	\$29,337,835

Finances by Fund	July 1, 2024 Balance	Revenues	Transfers	Expenditures		June 30, 2025 Balance
				Budget	Actual	
Maintenance & Operations (M&O)	\$1,365,887,566	\$7,752,946,569	(\$24,266,753)	\$8,752,896,433	\$7,745,188,178	\$1,349,429,102
Clstrm St-CSF & Ins Imp Funds- IIF	\$842,204,329	\$927,734,488	\$0	\$1,600,094,934	\$828,617,098	\$941,322,797
Unrestricted Capital Outlay	\$837,317,200	\$705,004,438	\$7,711,437	\$1,545,233,225	\$665,111,789	\$884,924,416
Emergency Deficiencies Correction	\$108,207	\$177,852	\$0	\$484,190	\$681,171	(\$395,112)
Building Renewal	(\$34,092,124)	\$226,847,741	(\$10,539)	\$366,012,100	\$211,834,214	(\$19,089,137)
New School Facilities	(\$12,668,879)	\$175,381,873	\$0	\$207,467,735	\$195,911,552	(\$33,198,558)
Adjacent Ways	\$134,689,703	\$65,527,923	\$0	\$146,707,891	\$50,187,462	\$150,030,164
Debt Service	\$360,772,644	\$972,519,073	(\$23,316,696)	\$902,715,209	\$916,020,950	\$393,954,072
School Plant	\$115,239,266	\$46,921,345	\$16,726,227	\$129,369,166	\$31,426,668	\$147,460,169
Federal Projects	\$462,978,252	\$1,588,608,768	(\$66,382,467)	\$1,648,690,022	\$1,276,209,523	\$708,995,031
State Projects	\$61,654,080	\$97,034,698	(\$75,723)	\$172,781,098	\$117,268,334	\$41,344,720
Food Service	\$246,679,451	\$562,944,220	(\$27,740,837)	\$580,739,403	\$532,995,410	\$248,887,424
Other	\$1,189,415,469	\$748,635,085	\$102,236,521	\$1,285,017,063	\$823,664,011	\$1,216,622,305
Bond Building	\$1,507,395,864	\$4,313,126	\$1,120,314,933	\$1,831,483,534	\$945,185,729	\$1,686,838,194
Deduction for Bond Principal	\$0	\$0	\$0	\$0	(\$672,787,152)	\$672,787,152
Total	\$7,077,581,018	\$13,874,597,198	\$1,105,196,103	\$19,169,692,003	\$13,667,514,937	\$8,389,912,740
Fiduciary & Internal Service Funds	\$469,099,243	\$449,971,832	\$8,803,552	\$588,271,159	\$465,916,177	\$461,958,451

Revenues Received by Source	Local	County	State	Federal	Total Revenue
Maintenance & Operations (M&O)	\$2,983,003,534	\$10,483,165	\$4,758,858,649	\$601,221	\$7,752,946,570
Unrestricted Capital Outlay	\$320,124,783	(\$446,121)	\$385,325,775	\$0	\$705,004,438
Classroom Site & Ins Improv Funds-CSF & IIF	\$28,207,252	\$0	\$899,527,236	\$0	\$927,734,488
School Facilities	\$0	\$0	\$402,407,466	\$0	\$402,407,466
Adjacent Ways	\$65,527,923	\$0	\$0	\$0	\$65,527,923
Debt Service	\$965,304,947	\$0	\$0	\$7,214,125	\$972,519,074
Other: See Definitions for Description	\$686,039,383	\$0	\$100,215,203	\$2,053,919,230	\$2,840,173,815
Total By Source	\$5,048,207,822	\$10,037,044	\$6,546,334,330	\$2,061,734,576	\$13,666,313,772
Percentage of Total Revenues	36.94 %	0.07 %	47.90 %	15.09 %	100 %

Special Education Expenditures	Budget	Actual
Total All Disability Classifications	\$1,359,276,992	\$1,292,618,562
Gifted Education	\$59,502,488	\$55,207,220
ELL Program (Incr. & Comp. Instr)	\$44,562,193	\$48,087,141
Remedial Education	\$1,723,968	\$7,485,718
VoTech Education (Non-CTED)	\$20,812,292	\$18,044,724
Career Education	\$1,481,526	\$2,743,097
Career Technical Education (CTED)	\$325,509,166	\$287,164,326
Total	\$1,812,868,625	\$1,710,746,253

Capital Assets as of 6/30/2025	
Bonds Outstanding	\$6,474,837,687
Land & Improvements	\$3,685,004,470
Building & Improvements	\$21,245,164,521
Furniture, Equip, Vehicles	\$2,375,987,233
Construction in Progress	\$1,070,305,439

Gifted Program Duplicated Counts															
KG	1	2	3	4	5	6	7	8	K-8	9	10	11	12	9-12	K-12
1,265	2,403	4,282	6,084	6,700	7,342	6,342	6,452	6,115	46,985	6,907	7,491	8,684	8,253	31,335	78,320

Avg Daily Membership	Total Resident	Attending Resident	Other Attending	Total Attending
22-23 Elem	549,580.2097	548,182.9089	4,725.0901	552,907.9990
22-23 HS	327,699.4992	325,113.5599	10,981.0672	336,094.6271
22-23 Total	877,279.7089	873,296.4688	15,706.1573	889,002.6261
23-24 Elem	538,083.7791	536,607.2906	5,250.0672	541,857.3578
23-24 HS	326,611.5809	325,694.5286	9,500.2841	335,194.8127
23-24 Total	864,695.3600	862,301.8192	14,750.3513	877,052.1705
24-25 Elem	530,581.1964	529,054.3405	4,931.0567	533,985.3972
24-25 HS	324,023.2979	323,027.4364	9,467.7607	332,495.1971
24-25 Total	854,604.4943	852,081.7769	14,398.8174	866,480.5943

Gifted Program Actual Expenditures		Tax Rates	Valuation
K-8	\$41,023,680	Primary 3.4152	\$189,677,463,536
9-12	\$14,925,120	Secondary 1.5044	\$438,781,970,798
		S.R.P and/or GPLET	\$2,996,453,692

Certified Staff	Certified FTE	Students Per Staff	Classified Staff	Classified FTE	Students Per Staff
Admin	3,672.12	237.34	Managers	3,668.15	237.59
Teachers	48,164.29	18.09	Teacher Aides	17,173.54	50.75
Others	6,313.40	138.04	Others	31,715.40	27.48
Subtotal	58,149.81	14.99	Subtotal	52,557.09	16.58
Total FTE	110,706.90	110,706.90	Total Students Per Staff	7.87	7.87

Teacher Salary	Prior FY	Current FY	Change	Change %
Year End FTE	51,557.99	49,420.25	-2,137.74	-4.15 %
Year End Salary	\$3,357,602,996	\$3,334,674,592	(\$22,928,404)	-0.68 %
Average Salary	\$65,123	\$67,476	\$2,353	3.61 %

Superintendent's Salary		\$29,036,151	
Fall 2024 Enrollment	871,526	Number of Schools	1,577

See data definitions beginning on page I-1
Data values are as reported by District
Fiscal Year 2024-2025 Annual Report for the Arizona Department of Education

Finances by Project	Revenue	Expenditures	
		Budget	Actual
General Projects	\$2,339,829,404	\$2,176,579,585	\$2,230,994,060
Federal Projects	\$191,721,057	\$141,216,567	\$176,865,610
State Projects	\$17,065,627	\$12,731,014	\$17,029,949
Classroom Site & Instruction Improvement Projects	\$235,578,205	\$200,185,203	\$235,494,229
Compensatory Instruction Project & English Language Learner	\$439,550	\$934,607	\$712,969
Schoolwide Project Total	\$2,784,194,294	\$2,563,931,718	\$2,661,096,817

Revenues Received by Source	Local	Intermediate	State	Federal	Total Revenue
Schoolwide Project	\$216,325,315	\$773,423	\$2,343,012,257	\$224,083,299	\$2,784,194,294
Percentage of Total Revenues	7.77 %	0.03 %	84.15 %	8.05 %	100.00 %

Capital Acquisitions	
Land & Land Improvements	\$9,183,180
Site Improvements	\$3,470,627
Buildings and Building Improvement	\$82,642,795
Equipment	\$35,659,121
Construction in Progress	\$42,262,611

Special Education Expenditures	Budget	Actual
Total All Disability Classifications	\$159,462,157	\$171,252,496
Gifted Education	\$984,262	\$1,219,694
ELL Program (Incr. Costs & Comp)	\$56,578	\$47,219
Remedial Education	\$296,181	\$116,636
VoTech Education	\$124,229	\$8,064,259
Career Education	\$101,229	\$1,058
Total	\$161,024,696	\$180,701,362

Capital Assets as of 6/30/2025	
Land & Land Improvements	\$451,414,159
Site Improvements	\$31,345,631
Buildings & Building Improvement	\$2,702,551,251
Equipment	\$391,722,321
Construction in Progress	\$73,054,126

Gifted Program Actual Expenditures	
K-8	\$1,950,754
9-12	\$234,399

Gifted Program Duplicated Counts															
KG	1	2	3	4	5	6	7	8	K-8	9	10	11	12	9-12	K-12
16	158	310	422	417	489	399	293	259	2,763	130	135	122	102	489	3,252

Teacher Salary	Prior FY	Current FY	Change	Change %
Year End FTE	12,621.00	12,875.00	254.00	2.01 %
Year End Salary	\$677,575,817	\$728,214,228	\$50,638,411	7.47 %
Average Salary	\$53,686	\$56,560	\$2,874	5.35 %

Average Daily Membership	Total Attending
2022-2023 Elementary	157,316.1331
2022-2023 High School	62,794.2846
2022-2023 Total	220,110.4177
2023-2024 Elementary	156,649.6217
2023-2024 High School	64,898.4034
2023-2024 Total	221,548.0251
2024-2025 Elementary	158,570.3829
2024-2025 High School	65,877.1792
2024-2025 Total	224,447.5621

Fall 2024 Enrollment	231,660	Number of Schools	560
----------------------	---------	-------------------	-----

Current Expenditures and Per Pupil Expenditure Amounts - Definitions

Current expenditures by type of expenditure and total expenditures by fund for each school district and charter school were reported to the Arizona Department of Education in each district's or charter school's Annual Financial Report (AFR).

Please note that information in the Annual Financial Report (AFR) is not audited. The current expenditure figures and the expenditures by fund or project are reported separately on the AFR. Differences between current expenditures and total expenditures are due to differences in definition or differences in how various districts and charters account for expenditures.

The following pages present data on total and per-pupil expenditures and per-pupil expenditures for school districts and for charters at the charter holder level. Two types of expenditures are listed: current expenditures by type of expenditure and total expenditures by fund or project.

Summary of Current Expenditures by Type of District

This summary page lists the types of districts and charter schools. The table provides the attending Average Daily Membership (ADM)¹ for each, and lists the total dollars expended by type of expenditure. The per student amounts were calculated by dividing the reported expenditure figures by the resident attending ADM, plus other attending ADM for the district or charter school as reported to the Arizona Department of Education.

Current Expenditures for District and Charter Schools (Sections I & II)

Expenditures by type are summarized for each district and charter from all funds or projects for elementary and secondary education to include, for example, Maintenance & Operations (M&O), Classroom Site Fund (CSF), Instructional Improvement Fund (IIF), and most federal and state projects. Excluded are expenditures for land and land improvements, buildings and building improvements, furniture, equipment, and vehicles. Also excluded are Internal Service Fund operations, Community School Fund operations, debt retirement, student activities, and non-public school programs (e.g., adult/continuing education, community college education, community services, and day care centers). Total reported expenditures, by category, are divided by total attending ADM. Current expenditures are reported under the following categories:

A. Classroom Instruction:

Regular and special education expenditures related to activities associated directly with the interaction between teachers and students, excluding classroom supplies.

B. Classroom Supplies:

All supply and textbook expenditures related to regular and special education classroom instruction, excluding library books.

C. Administration:

All expenditures pertaining to administering policy for the operation of the district or charter, the business operations of the district or charter, school level administration, and all other central support services.

¹ Resident ADM plus Other Attending ADM (all students residing in the district regardless of the student's district of attendance).

Current Expenditures and Per Pupil Expenditure Amounts - Definitions

D. Student Support Services:

Expenditures for services such as social work, guidance, health, psychological, speech pathology, and audiology services designed to assess and improve the students' well-being and to supplement the teaching process.

E. Other Support Services and Operations:

Expenditures for instructional staff support, media services, and non-instructional services, such as food services, plant and maintenance support, transportation, and community services operations.

Expenditures by Fund for School Districts (Section III)

A. Maintenance & Operation, CSF & IIF Expenditures

1. Fund 001 – Maintenance & Operation (M&O)

Fund designated for administration, instruction, instruction support, and operations expenditures for regular education programs, special education programs, pupil transportation, desegregation, overrides, K3 reading program, and dropout prevention programs.

2. Fund 010 – Classroom Site Fund Total (CSF)

Expenditures of Classroom Site Funds, which districts receive as approved by the voters in 2000 as part of Proposition 301. Expenditures are recorded directly in one base fund, for teacher base salary increases, performance-based teacher compensation increases, and other maintenance and operation purposes, as detailed in A.R.S. §15-977.

3. Fund 020 – Instructional Improvement Fund (IIF)

Expenditures of revenues generated by the Arizona Tribal-State Gaming Compacts, which districts receive as approved by the voters in 2002 with passage of Proposition 202. Pursuant to A.R.S. §15-979, these funds may be expended for teacher compensation increases and class size reduction, and must be used for maintenance and operation purposes, such as dropout prevention programs and instructional improvement programs.

B. Capital Expenditures

Fund 610 – Unrestricted Capital Outlay

Capital expenditures for transactions relating to the acquisition by purchase, lease-purchase, or lease as prescribed by A.R.S. §15-903(C). Expenditures include land, buildings, improvements to land and buildings, furniture and equipment, pupil and non-pupil transportation vehicles, and instructional aids, which would include library books.

Current Expenditures and Per Pupil Expenditure Amounts - Definitions

C. Facilities Expenditures

1. Fund 686 – Emergency Deficiencies Correction
Capital expenditures from monies received from the School Facilities Board to correct emergency deficiencies, such as square footage and quality deficiencies (A.R.S. §15-2022).
2. Fund 691 – Building Renewal Grant
Accounts for building renewal grant monies that districts may request from the School Facilities Board. These monies may be used for major renovations and repairs to buildings, upgrading systems and areas that will maintain or extend buildings' useful lives, and infrastructure costs. These monies may not be used for new construction, remodeling interior space for aesthetic or preferential reasons, exterior beautification, demolition, routine preventative maintenance, or any project in a building, or part of a building, that is being leased to another entity (A.R.S. §15-2032).
3. Fund 695 – New School Facilities
Accounts for monies received from the School Facilities Board to be used for constructing new school facilities and purchasing land for new school sites, as prescribed by A.R.S. §15-2041. Any surplus monies received from the School Facilities Board may be used only for capital purposes for the project up to one year after completion of the project. Any surplus monies remaining after one year must be returned to the School Facilities Board.
4. Fund 620 – Adjacent Ways
Expenditures related to special assessments to finance the improvement of public ways adjacent to school property, in accordance with A.R.S. §15-995.
5. Funds 700 & 720 – Debt Service
Payment of interest and principal on bonds (700) (A.R.S. §15-1022); payment of impact aid revenue bond principal and interest payments (720) (A.R.S. §15-2107).

CI. State & Federal Project Expenditures

1. Funds 100 through 399 – Federal Projects
Expenditures from federally funded projects, such as Title I, Title IV, IDEA, E-Rate (A.R.S. §15-1261), and Impact Aid [(A.R.S. §15-905(R))].
2. Funds 400 through 499 – State Projects
Expenditures from state funded projects, such as Early Childhood Block Grant and Gifted (A.R.S. §15-779.03).

CII. Other Expenditures

1. Fund 510 – Food Service
Expenditures for purpose of preparing and serving of meals and snacks related with school functions (A.R.S. §15-1154).

Current Expenditures and Per Pupil Expenditure Amounts - Definitions

2. Fund 500 – School Plant
Expenditures made for maintenance and operation purposes, or certain capital items, with proceeds from the sale, lease, or condemnation of school property and used as specified in A.R.S. §15-1102.
3. Other Funds
May include expenditures from miscellaneous funds, such as Auxiliary Operations, Gifts and Donations, and Extracurricular Activities Fees Tax Credit.

Expenditures by Project for Charter Schools (Section IV)

Charter schools are not required to distinguish expenditures for capital from those expenditures made for maintenance and operation purposes. The Charter School Annual Financial Report (AFR) presents condensed financial activity of the charter school for comparison purposes and must agree with the charter school's accounting records.

A. General Projects (Schoolwide Project)

Project 1000 - Includes all regular education and special education expenditures for salaries, employee benefits, purchased professional and technical services, property services, student transportation, supplies, and other miscellaneous.

B. Classroom Site Project (CSP) & Instructional Improvement Project (IIP)

1. Project 1010 – CSP

Expenditures of Classroom Site Project monies, which charters receive as approved by the voters in 2000 as part of Proposition 301. Expenditures are recorded directly in one base fund, for teacher base salary increases, performance-based teacher compensation increases, and other maintenance and operation purposes, as detailed in A.R.S. §15-977.

2. Project 1020 – IIP

Expenditures of revenues generated by the Arizona Tribal-State Gaming Compacts, which charters receive as approved by the voters in 2002 with passage of Proposition 202. Pursuant to A.R.S. §15-979, these funds may be expended for teacher compensation increases and class size reduction, and must be used for maintenance and operation purposes, such as dropout prevention programs and instructional improvement programs.

C. State & Federal Projects

1. Projects 1100 through 1399 – Federal Projects

Expenditures from federally funded projects, such as Title I, Title IV, and IDEA.

2. Projects 1400 through 1499 – State Projects

Expenditures from state funded projects, such as Vocational Education, Early Childhood Block Grant, Gifted Education (A.R.S. §15-779.03), and Charter School Stimulus Fund (A.R.S. §15-188).

Summary of Current Expenditures by Type of District

District Type	Classroom Instruction	Classroom Supplies	Administration	Student Support Services	Other Support Services and Operations	Total Current Expenditures
Accommodation District (Based on attending ADM of 4,381,6679 Per Student Amounts:	\$31,305,998	\$571,331	\$5,027,555	\$2,544,074	\$7,715,966	\$47,164,924
Common District Not Within H.S. District (Based on attending ADM of 4,883,8801 Per Student Amounts:	\$7,145	\$130	\$1,147	\$581	\$1,761	\$10,764
Common District Within H.S. District (Based on attending ADM of 194,089,6300 Per Student Amounts:	\$41,979,869	\$2,868,868	\$15,657,588	\$5,500,840	\$26,972,237	\$92,979,402
Common District Within H.S. District (Based on attending ADM of 194,089,6300 Per Student Amounts:	\$8,596	\$587	\$3,206	\$1,126	\$5,523	\$19,038
High School District (Based on attending ADM of 100,379,4650 Per Student Amounts:	\$1,178,979,707	\$52,273,113	\$321,599,465	\$242,824,897	\$726,776,670	\$2,522,453,852
High School District (Based on attending ADM of 100,379,4650 Per Student Amounts:	\$6,074	\$269	\$1,657	\$1,251	\$3,745	\$12,996
Joint Technological Education District (Based on attending ADM of 40,088,2828 Per Student Amounts:	\$613,700,412	\$27,140,971	\$146,304,773	\$124,602,590	\$380,198,566	\$1,291,947,313
Joint Technological Education District (Based on attending ADM of 40,088,2828 Per Student Amounts:	\$6,114	\$270	\$1,458	\$1,241	\$3,788	\$12,871
Unified District (Based on attending ADM of 522,657,6685 Per Student Amounts:	\$151,321,591	\$6,371,052	\$27,594,876	\$12,988,820	\$26,954,815	\$225,231,154
Unified District (Based on attending ADM of 522,657,6685 Per Student Amounts:	\$3,775	\$159	\$688	\$324	\$672	\$5,618
Charter School (Based on attending ADM of 224,447,5621 Per Student Amounts:	\$3,268,803,481	\$137,126,950	\$694,804,818	\$633,818,487	\$1,768,457,636	\$6,503,011,372
Charter School (Based on attending ADM of 224,447,5621 Per Student Amounts:	\$6,254	\$262	\$1,329	\$1,213	\$3,384	\$12,442
Charter School (Based on attending ADM of 224,447,5621 Per Student Amounts:	\$1,199,427,453	\$76,227,247	\$539,409,404	\$179,572,459	\$468,236,535	\$2,462,873,099
Charter School (Based on attending ADM of 224,447,5621 Per Student Amounts:	\$5,344	\$340	\$2,403	\$800	\$2,086	\$10,973

For each type of district or charter school, the table provides the attending average daily membership (ADM), the total of the current expenditure figures reported, and the calculated per student amounts. The total current expenditure amounts are from the 2025 Annual Financial Report (AFR) of the school district or charter school. The per student amounts were calculated by dividing the reported current expenditure figures of the district or charter by the total resident ADM, plus other attending ADM for the district or charter type, as reported to the Arizona Department of Education (ADE).

Current Expenditures for Districts		Classroom Instruction	Classroom Supplies	Administration	Student Support Services	Other Support Services	Total Current Expenditures
Apache							
Alpine Elementary District	010307000	\$820,349	\$29,487	\$341,182	\$21,267	\$229,859	\$1,442,143
Total ADM:	50.7542	Per ADM Amounts: \$16,163	\$581	\$6,722	\$419	\$4,529	\$28,414
Chinle Unified District	010224000	\$28,373,150	\$1,500,240	\$6,412,354	\$5,908,589	\$19,511,311	\$61,705,644
Total ADM:	2,808.5150	Per ADM Amounts: \$10,103	\$534	\$2,283	\$2,104	\$6,947	\$21,971
Concho Elementary District	010306000	\$911,931	\$77,591	\$427,157	\$243,869	\$1,354,965	\$3,015,513
Total ADM:	114.4144	Per ADM Amounts: \$7,970	\$678	\$3,733	\$2,131	\$11,843	\$26,356
Ganado Unified School District	010220000	\$9,249,884	\$681,822	\$3,498,683	\$1,979,060	\$8,465,976	\$23,875,425
Total ADM:	951.1005	Per ADM Amounts: \$9,725	\$717	\$3,679	\$2,081	\$8,901	\$25,103
Mcrary Elementary District	010323000	\$1,946,466	\$101,639	\$836,443	\$80,979	\$1,134,463	\$4,099,990
Total ADM:	175.8555	Per ADM Amounts: \$11,069	\$578	\$4,756	\$460	\$6,451	\$23,315
Red Mesa Unified District	010227000	\$2,918,188	\$164,609	\$1,855,131	\$1,396,444	\$3,559,006	\$9,893,378
Total ADM:	402.9650	Per ADM Amounts: \$7,242	\$408	\$4,604	\$3,465	\$8,832	\$24,551
Round Valley Unified District	010210000	\$7,968,241	\$275,508	\$1,087,334	\$1,619,244	\$4,191,998	\$15,142,325
Total ADM:	1,144.4556	Per ADM Amounts: \$6,962	\$241	\$950	\$1,415	\$3,663	\$13,231
Sanders Unified District	010218000	\$5,263,442	\$738,423	\$2,374,699	\$1,149,172	\$5,563,829	\$15,089,565
Total ADM:	600.9378	Per ADM Amounts: \$8,759	\$1,229	\$3,952	\$1,912	\$9,259	\$25,110
St Johns Unified District	010201000	\$5,840,756	\$261,362	\$1,150,205	\$956,523	\$3,407,404	\$11,616,250
Total ADM:	823.9954	Per ADM Amounts: \$7,088	\$317	\$1,396	\$1,161	\$4,135	\$14,097
Vernon Elementary District	010309000	\$998,570	\$27,665	\$432,679	\$94,030	\$749,074	\$2,302,018
Total ADM:	121.7827	Per ADM Amounts: \$8,200	\$227	\$3,553	\$772	\$6,151	\$18,903
Window Rock Unified District	010208000	\$11,639,004	\$2,597,092	\$3,613,756	\$3,307,832	\$1,339,842	\$22,497,526
Total ADM:	1,614.2569	Per ADM Amounts: \$7,210	\$1,609	\$2,239	\$2,049	\$830	\$13,937
Apache	Totals	\$75,929,981	\$6,455,438	\$22,029,622	\$16,757,009	\$49,507,727	\$170,679,777
Total ADM:	8,809.0330	Per ADM Amounts \$8,620	\$733	\$2,501	\$1,902	\$5,620	\$19,376

Current Expenditures for Districts		Classroom Instruction	Classroom Supplies	Administration	Student Support Services	Other Support Services	Total Current Expenditures
Cochise							
Apache Elementary District	020342000	\$133,684	\$1,456	\$98,999	\$2,113	\$32,639	\$288,891
Total ADM:	3,4600	\$38,637	\$421	\$28,612	\$611	\$9,433	\$77,714
Ash Creek Elementary District	020453000	\$8,914	\$1,743	\$228,217	\$65,462	\$279,699	\$584,035
Total ADM:	25,0473	\$356	\$70	\$9,111	\$2,614	\$11,167	\$23,317
Benson Unified School District	020209000	\$7,729,654	\$445,164	\$1,777,326	\$1,614,439	\$4,029,148	\$15,595,731
Total ADM:	1,244,4788	\$6,211	\$358	\$1,428	\$1,297	\$3,238	\$12,532
Bisbee Unified District	020202000	\$4,140,665	\$308,535	\$1,414,202	\$295,086	\$2,634,662	\$8,793,150
Total ADM:	615,1141	\$6,732	\$502	\$2,299	\$480	\$4,283	\$14,295
Bowie Unified District	020214000	\$925,955	\$191,376	\$801,822	\$259,799	\$836,727	\$3,015,679
Total ADM:	67,3577	\$13,747	\$2,841	\$11,904	\$3,857	\$12,422	\$44,771
Cochise County Accommodation School District	020101000	\$2,975	\$221	\$71,767	\$12,671	\$37,211	\$124,845
Total ADM:	260,9869	\$11	\$1	\$275	\$49	\$143	\$478
Cochise Elementary District	020326000	\$1,047,395	\$16,973	\$201,246	\$141,713	\$461,435	\$1,868,762
Total ADM:	72,5000	\$14,447	\$234	\$2,776	\$1,955	\$6,365	\$25,776
Cochise Technology District	020801000	\$4,364,315	\$9,163	\$740,787	\$1,536	\$1,217	\$5,117,018
Total ADM:	1,105,1501	\$3,949	\$8	\$670	\$1	\$1	\$4,630
Double Adobe Elementary District	020345000	\$257,856	\$18,093	\$87,007	\$67,866	\$119,362	\$550,184
Total ADM:	21,2200	\$12,152	\$853	\$4,100	\$3,198	\$5,625	\$25,928
Douglas Unified District	020227000	\$25,842,488	\$2,121,366	\$6,225,194	\$3,971,851	\$13,143,809	\$51,304,708
Total ADM:	3,420,9814	\$7,554	\$620	\$1,820	\$1,161	\$3,842	\$14,997
Elfrida Elementary District	020412000	\$961,368	\$36,820	\$157,323	\$61,669	\$424,276	\$1,641,456
Total ADM:	114,9700	\$8,362	\$320	\$1,368	\$536	\$3,690	\$14,277
Fort Huachuca Accommodation District	020100000	\$5,618,613	\$221,717	\$1,722,268	\$1,286,289	\$4,655,654	\$13,504,541
Total ADM:	724,5278	\$7,755	\$306	\$2,377	\$1,775	\$6,426	\$18,639
McNeal Elementary District	020355000	\$254,198	\$16,012	\$153,705	\$81,021	\$375,591	\$880,527
Total ADM:	29,8679	\$8,511	\$536	\$5,146	\$2,713	\$12,575	\$29,481
Naco Elementary District	020323000	\$1,625,073	\$73,025	\$465,013	\$9,397	\$867,498	\$3,040,006
Total ADM:	252,2800	\$6,442	\$289	\$1,843	\$37	\$3,439	\$12,050
Palominas Elementary School District 49	020349000	\$4,231,615	\$113,964	\$1,406,606	\$648,512	\$3,224,203	\$9,624,900
Total ADM:	637,1880	\$6,641	\$179	\$2,208	\$1,018	\$5,060	\$15,105
Pearce Elementary District	020422000	\$954,145	\$32,568	\$349,381	\$63,782	\$605,771	\$2,005,647
Total ADM:	124,5295	\$7,662	\$262	\$2,806	\$512	\$4,864	\$16,106
Pomerene Elementary District	020364000	\$767,598	\$28,647	\$280,969	\$140,412	\$366,146	\$1,583,772
Total ADM:	99,3862	\$7,723	\$288	\$2,827	\$1,413	\$3,684	\$15,936
San Simon Unified District	020218000	\$1,090,760	\$63,350	\$394,546	\$168,976	\$792,705	\$2,510,337
Total ADM:	93,5031	\$11,665	\$678	\$4,220	\$1,807	\$8,478	\$26,848

Current Expenditures for Districts		Classroom Instruction	Classroom Supplies	Administration	Student Support Services	Other Support Services	Total Current Expenditures
Cochise							
Sierra Vista Unified District	020268000	\$20,841,482	\$1,000,065	\$6,723,909	\$6,244,675	\$14,970,439	\$49,780,570
Total ADM:	3,848,5734	\$5,415	\$260	\$1,747	\$1,623	\$3,890	\$12,935
St David Unified District	020221000	\$1,898,962	\$125,907	\$1,018,535	\$1,212,787	\$1,229,988	\$5,486,179
Total ADM:	408,8740	\$4,644	\$308	\$2,491	\$2,966	\$3,008	\$13,418
Tombstone Unified District	020201000	\$5,434,930	\$189,870	\$1,856,734	\$1,156,031	\$4,068,982	\$12,706,547
Total ADM:	837,7023	\$6,488	\$227	\$2,216	\$1,380	\$4,857	\$15,168
Valley Union High School District	020522000	\$875,977	\$89,470	\$387,582	\$80,330	\$774,267	\$2,207,626
Total ADM:	66,8545	\$13,103	\$1,338	\$5,797	\$1,202	\$11,581	\$33,021
Willcox Unified District	020213000	\$6,979,206	\$526,434	\$1,730,463	\$1,104,895	\$3,329,799	\$13,670,797
Total ADM:	1,046,5491	\$6,669	\$503	\$1,653	\$1,056	\$3,182	\$13,063
Cochise		\$95,987,828	\$5,631,939	\$28,293,601	\$18,691,312	\$57,261,228	\$205,865,908
Total ADM:	15,121,1021	\$6,348	\$372	\$1,871	\$1,236	\$3,787	\$13,614

Current Expenditures for Districts		Classroom Instruction	Classroom Supplies	Administration	Student Support Services	Other Support Services	Total Current Expenditures
Coconino							
Chevelon Butte School District	030305000	\$0	\$0	\$0	\$0	\$0	\$0
Total ADM:	0.0000	\$0	\$0	\$0	\$0	\$0	\$0
Per ADM Amounts:							
Coconino Association for Vocation Industry and Tec	030801000	\$3,128,014	\$0	\$380,031	\$133,259	\$19,690	\$3,660,994
Total ADM:	575.1548	\$5,439	\$0	\$661	\$232	\$34	\$6,365
Per ADM Amounts:							
Coconino County Accommodation School District	030199000	\$910,768	\$58,218	\$810,664	\$204,048	\$504,833	\$2,488,531
Total ADM:	142.8387	\$6,376	\$408	\$5,675	\$1,429	\$3,534	\$17,422
Per ADM Amounts:							
Flagstaff Unified District	030201000	\$47,075,975	\$2,003,775	\$10,891,872	\$10,308,423	\$33,094,091	\$103,374,136
Total ADM:	8,224.5681	\$5,724	\$244	\$1,324	\$1,253	\$4,024	\$12,569
Per ADM Amounts:							
Fredonia-Mocassin Unified District	030206000	\$0	\$0	\$0	\$0	\$0	\$0
Total ADM:	118.7408	\$0	\$0	\$0	\$0	\$0	\$0
Per ADM Amounts:							
Grand Canyon Unified District	030204000	\$2,512,772	\$103,018	\$1,255,288	\$448,893	\$1,779,433	\$6,099,404
Total ADM:	241.1454	\$10,420	\$427	\$5,206	\$1,862	\$7,379	\$25,293
Per ADM Amounts:							
Maine Consolidated School District	030310000	\$1,594,578	\$33,204	\$421,995	\$159,818	\$887,873	\$3,097,468
Total ADM:	122.3675	\$13,031	\$271	\$3,449	\$1,306	\$7,256	\$25,313
Per ADM Amounts:							
Page Unified School District #8	030208000	\$12,473,621	\$446,526	\$3,479,774	\$4,556,070	\$13,095,011	\$34,051,002
Total ADM:	2,131.9602	\$5,851	\$209	\$1,632	\$2,137	\$6,142	\$15,972
Per ADM Amounts:							
Tuba City Unified School District #15	030215000	\$11,649,500	\$739,065	\$3,978,916	\$2,550,789	\$11,722,415	\$30,640,685
Total ADM:	1,317.9324	\$8,839	\$561	\$3,019	\$1,935	\$8,895	\$23,249
Per ADM Amounts:							
Williams Unified District	030202000	\$4,468,986	\$432,656	\$1,712,560	\$619,295	\$2,599,764	\$9,833,261
Total ADM:	612.3678	\$7,298	\$707	\$2,797	\$1,011	\$4,245	\$16,058
Per ADM Amounts:							
Coconino Totals		\$83,814,214	\$3,816,462	\$22,931,100	\$18,960,595	\$63,703,110	\$193,245,481
Total ADM:	13,487.0757	\$6,214	\$283	\$1,700	\$1,407	\$4,723	\$14,328
Per ADM Amounts:							

Current Expenditures for Districts		Classroom Instruction	Classroom Supplies	Administration	Student Support Services	Other Support Services	Total Current Expenditures
Gila							
Gila County Regional School District	040149000	\$215,267	\$23,712	\$80,503	\$5,970	\$6,938	\$332,390
Total ADM:	9,5834	\$22,462	\$2,474	\$8,400	\$623	\$724	\$34,684
Globe Unified District	040201000	\$8,854,965	\$497,783	\$2,461,666	\$1,469,806	\$5,956,030	\$19,240,250
Total ADM:	1,542,2634	\$5,742	\$323	\$1,596	\$953	\$3,862	\$12,475
Heyden-Winkelman Unified District	040241000	\$2,533,801	\$303,420	\$605,370	\$374,321	\$1,874,350	\$5,691,262
Total ADM:	291,2714	\$8,699	\$1,042	\$2,078	\$1,285	\$6,435	\$19,539
Miami Unified District	040240000	\$4,287,677	\$451,069	\$1,774,060	\$1,017,916	\$3,406,239	\$10,936,961
Total ADM:	864,3190	\$4,961	\$522	\$2,053	\$1,178	\$3,941	\$12,654
Payson Unified District	040210000	\$11,208,497	\$2,206,492	\$2,508,790	\$2,956,072	\$0	\$18,879,851
Total ADM:	2,067,8286	\$5,420	\$1,067	\$1,213	\$1,430	\$0	\$9,130
Pine Strawberry Elementary District	040312000	\$2,041,236	\$70,098	\$615,500	\$126,994	\$755,461	\$3,609,289
Total ADM:	79,4718	\$25,685	\$882	\$7,745	\$1,598	\$9,506	\$45,416
San Carlos Unified District	040220000	\$12,109,520	\$768,158	\$4,634,619	\$2,662,554	\$8,844,217	\$29,039,068
Total ADM:	1,364,5908	\$8,874	\$563	\$3,396	\$1,966	\$6,481	\$21,280
Tonto Basin Elementary District	040333000	\$672,589	\$45,861	\$495,126	\$64,440	\$389,388	\$1,667,404
Total ADM:	72,4988	\$9,277	\$633	\$6,829	\$889	\$5,371	\$22,999
Young Elementary District	040305000	\$840,695	\$30,625	\$488,103	\$91,073	\$319,009	\$1,769,505
Total ADM:	39,7446	\$21,152	\$771	\$12,281	\$2,291	\$8,026	\$44,522
Gila	Totals	\$42,764,247	\$4,397,218	\$13,663,737	\$8,789,146	\$21,551,632	\$91,165,980
Total ADM:	6,331,5718	\$6,754	\$694	\$2,158	\$1,388	\$3,404	\$14,399

Current Expenditures for Districts		Classroom Instruction	Classroom Supplies	Administration	Student Support Services	Other Support Services	Total Current Expenditures
Graham							
Bonita Elementary District	050316000	\$1,122,041	\$13,712	\$358,234	\$47,371	\$413,427	\$1,954,785
Total ADM:	87.4132	\$12,836	\$157	\$4,098	\$542	\$4,730	\$22,363
Fort Thomas Unified District	050207000	\$7,500,195	\$288,740	\$2,344,824	\$847,956	\$4,061,107	\$15,042,822
Total ADM:	608.5758	\$12,324	\$474	\$3,853	\$1,393	\$6,673	\$24,718
Gila Institute for Technology	050802000	\$616,966	\$103,293	\$425,055	\$328,360	\$99,409	\$1,573,083
Total ADM:	646.5054	\$954	\$160	\$657	\$508	\$154	\$2,433
Klondyke Elementary District	050309000	\$0	\$0	\$0	\$0	\$0	\$0
Total ADM:	0.0000	\$0	\$0	\$0	\$0	\$0	\$0
Pima Unified District	050206000	\$8,702,364	\$111,954	\$1,377,720	\$680,871	\$2,399,084	\$13,271,993
Total ADM:	997.2827	\$8,726	\$112	\$1,381	\$683	\$2,406	\$13,308
Safford Unified District	050201000	\$16,457,463	\$1,035,680	\$3,932,357	\$1,531,839	\$6,095,056	\$29,052,395
Total ADM:	2,713.2788	\$6,066	\$382	\$1,449	\$565	\$2,246	\$10,707
Solomon Elementary District	050305000	\$1,338,211	\$109,179	\$559,645	\$70,387	\$522,173	\$2,599,595
Total ADM:	158.9518	\$8,419	\$687	\$3,521	\$443	\$3,285	\$16,355
Thatcher Unified District	050204000	\$9,166,265	\$532,180	\$2,382,655	\$649,028	\$5,080,606	\$17,810,734
Total ADM:	1,696.5555	\$5,403	\$314	\$1,404	\$383	\$2,995	\$10,498
Graham	Totals	\$44,903,505	\$2,194,738	\$11,380,490	\$4,155,812	\$18,670,862	\$81,305,407
Total ADM:	6,908.5632	\$6,500	\$318	\$1,647	\$602	\$2,703	\$11,769

Current Expenditures for Districts		Classroom Instruction	Classroom Supplies	Administration	Student Support Services	Other Support Services	Total Current Expenditures
Greenlee							
Blue Elementary District	060322000	\$96,997	\$2,852	\$8,670	\$0	\$17,287	\$125,806
Total ADM:	12,4400	\$7,797	\$229	\$697	\$0	\$1,390	\$10,113
Duncan Unified District	060202000	\$2,066,456	\$212,902	\$1,020,056	\$219,960	\$1,521,727	\$5,041,101
Total ADM:	353,2595	\$5,850	\$603	\$2,888	\$623	\$4,308	\$14,270
Eagle Elementary District	060345000	\$0	\$0	\$0	\$0	\$0	\$0
Total ADM:	0.0000	\$0	\$0	\$0	\$0	\$0	\$0
Morenci Unified District	060218000	\$10,097,400	\$376,682	\$2,038,188	\$702,533	\$4,154,449	\$17,369,252
Total ADM:	1,362,3743	\$7,412	\$276	\$1,496	\$516	\$3,049	\$12,749
Greenlee	Totals	\$12,260,853	\$592,436	\$3,066,914	\$922,493	\$5,693,463	\$22,536,159
Total ADM:	1,728,0738	\$7,095	\$343	\$1,775	\$534	\$3,295	\$13,041

Current Expenditures for Districts		Classroom Instruction	Classroom Supplies	Administration	Student Support Services	Other Support Services	Total Current Expenditures
La Paz							
Bicentennial Union High School District	150576000	\$773,046	\$31,277	\$318,161	\$91,398	\$792,185	\$2,006,067
Total ADM:	117.4434	\$6,582	\$266	\$2,709	\$778	\$6,745	\$17,081
Bouse Elementary District	150426000	\$45,803	\$25,298	\$248,905	\$110,986	\$625,361	\$1,056,353
Total ADM:	50.4185	\$908	\$502	\$4,937	\$2,201	\$12,403	\$20,952
Parker Unified School District	150227000	\$12,478,968	\$499,781	\$2,753,702	\$2,481,299	\$7,215,254	\$25,429,005
Total ADM:	1,622.1443	\$7,693	\$308	\$1,698	\$1,530	\$4,448	\$15,676
Quartzsite Elementary District	150404000	\$856,457	\$14,966	\$546,178	\$93,472	\$662,855	\$2,173,928
Total ADM:	130.3964	\$6,568	\$115	\$4,189	\$717	\$5,083	\$16,672
Salome Consolidated Elementary District	150430000	\$949,199	\$17,276	\$318,404	\$115,253	\$649,619	\$2,049,751
Total ADM:	112.4500	\$8,441	\$154	\$2,832	\$1,025	\$5,777	\$18,228
Wenden Elementary District	150419000	\$0	\$0	\$0	\$0	\$0	\$0
Total ADM:	57.1024	\$0	\$0	\$0	\$0	\$0	\$0
La Paz	Totals	\$15,103,473	\$588,598	\$4,185,350	\$2,892,408	\$9,945,274	\$32,715,104
Total ADM:	2,089.9550	\$7,227	\$282	\$2,003	\$1,384	\$4,759	\$15,653

Current Expenditures for Districts		Classroom Instruction	Classroom Supplies	Administration	Student Support Services	Other Support Services	Total Current Expenditures
Maricopa							
Agua Fria Union High School District	070516000	\$53,210,489	\$3,002,590	\$13,846,786	\$11,301,370	\$33,829,688	\$115,190,922
Total ADM:	9,925,4492	\$5,361	\$303	\$1,395	\$1,139	\$3,408	\$11,606
Agua Elementary District	070363000	\$1,018,351	\$25,052	\$332,251	\$131,352	\$443,490	\$1,950,496
Total ADM:	120,0000	\$8,486	\$209	\$2,769	\$1,095	\$3,696	\$16,254
Alhambra Elementary District	070468000	\$56,956,336	\$1,310,018	\$12,792,961	\$12,730,986	\$36,430,050	\$120,220,351
Total ADM:	9,174,9349	\$6,208	\$143	\$1,394	\$1,388	\$3,971	\$13,103
Arlington Elementary District	070447000	\$2,536,429	\$32,952	\$433,327	\$169,274	\$1,005,694	\$4,177,676
Total ADM:	282,4236	\$8,981	\$117	\$1,534	\$599	\$3,561	\$14,792
Avondale Elementary District	070444000	\$31,161,004	\$1,893,695	\$7,736,227	\$7,162,610	\$19,443,487	\$67,397,023
Total ADM:	5,647,9328	\$5,517	\$335	\$1,370	\$1,268	\$3,443	\$11,933
Balsz Elementary District	070431000	\$14,402,123	\$643,823	\$4,903,848	\$3,257,919	\$11,855,563	\$35,063,276
Total ADM:	1,827,8543	\$7,879	\$352	\$2,683	\$1,782	\$6,486	\$19,183
Buckeye Elementary District	070433000	\$31,315,483	\$1,168,368	\$7,219,463	\$6,303,893	\$17,641,904	\$63,649,111
Total ADM:	5,815,5692	\$5,385	\$201	\$1,241	\$1,084	\$3,034	\$10,945
Buckeye Union High School District	070501000	\$30,434,214	\$712,118	\$6,956,517	\$5,711,373	\$18,603,119	\$62,417,341
Total ADM:	5,545,1693	\$5,488	\$128	\$1,255	\$1,030	\$3,355	\$11,256
Cartwright Elementary District	070483000	\$71,576,915	\$2,031,920	\$20,116,506	\$13,121,897	\$42,340,393	\$149,187,631
Total ADM:	12,493,4493	\$5,729	\$163	\$1,610	\$1,050	\$3,389	\$11,941
Cave Creek Unified District	070293000	\$19,383,610	\$739,669	\$4,994,262	\$4,224,032	\$11,405,069	\$40,746,643
Total ADM:	3,696,8586	\$5,243	\$200	\$1,351	\$1,143	\$3,085	\$11,022
Chandler Unified District #80	070280000	\$245,610,484	\$11,403,297	\$46,635,156	\$42,162,796	\$126,887,950	\$472,699,683
Total ADM:	40,608,1379	\$6,048	\$281	\$1,148	\$1,038	\$3,125	\$11,640
Creighton Elementary District	070414000	\$28,046,775	\$1,781,699	\$7,289,320	\$6,891,610	\$19,022,134	\$63,031,538
Total ADM:	4,467,7804	\$6,278	\$399	\$1,632	\$1,543	\$4,258	\$14,108
Deer Valley Unified District	070297000	\$220,158,992	\$8,001,692	\$46,474,825	\$29,843,214	\$83,405,799	\$387,884,522
Total ADM:	30,625,6036	\$7,189	\$261	\$1,518	\$974	\$2,723	\$12,665
Dysart Unified District	070289000	\$134,951,788	\$4,061,236	\$22,411,188	\$27,257,642	\$64,715,302	\$253,397,156
Total ADM:	21,778,0945	\$6,197	\$186	\$1,029	\$1,252	\$2,972	\$11,635
East Valley Institute of Technology	070801000	\$55,582,757	\$2,238,499	\$7,668,482	\$3,425,702	\$8,669,956	\$77,585,396
Total ADM:	12,118,8259	\$4,586	\$185	\$633	\$283	\$715	\$6,402
Fountain Hills Unified District	070298000	\$7,261,514	\$362,627	\$2,056,844	\$1,333,866	\$5,023,382	\$16,038,233
Total ADM:	990,0996	\$7,334	\$366	\$2,077	\$1,347	\$5,074	\$16,199
Fowler Elementary District	070445000	\$18,654,907	\$2,168,788	\$5,440,764	\$3,211,323	\$9,818,621	\$39,294,103
Total ADM:	3,413,2089	\$5,465	\$635	\$1,594	\$941	\$2,877	\$11,512
Gila Bend Unified District	070224000	\$2,937,093	\$214,741	\$1,312,614	\$654,895	\$2,254,590	\$7,373,933
Total ADM:	455,8840	\$6,443	\$471	\$2,879	\$1,437	\$4,946	\$16,175

Current Expenditures for Districts		Classroom Instruction	Classroom Supplies	Administration	Student Support Services	Other Support Services	Total Current Expenditures
Maricopa							
Gilbert Unified District	070241000	\$174,526,537	\$4,178,991	\$30,389,184	\$32,654,826	\$88,302,505	\$330,052,043
Total ADM:	30,047,4219	\$5,808	\$139	\$1,011	\$1,087	\$2,939	\$10,984
Glendale Elementary District	070440000	\$50,276,048	\$1,790,509	\$11,876,064	\$10,962,739	\$30,049,457	\$104,754,817
Total ADM:	8,061,7514	\$6,236	\$222	\$1,448	\$1,360	\$3,727	\$12,994
Glendale Union High School District	070505000	\$101,087,750	\$5,356,828	\$16,698,870	\$14,416,212	\$52,074,046	\$189,633,706
Total ADM:	15,752,7805	\$6,417	\$340	\$1,060	\$915	\$3,306	\$12,038
Higley Unified School District	070260000	\$74,626,772	\$1,804,909	\$12,669,750	\$9,559,684	\$32,255,347	\$130,916,462
Total ADM:	12,158,8957	\$6,138	\$148	\$1,042	\$786	\$2,653	\$10,767
Isaac Elementary District	070405000	\$32,985,492	\$703,007	\$8,986,484	\$6,878,144	\$16,853,218	\$66,406,345
Total ADM:	4,595,2596	\$7,178	\$153	\$1,956	\$1,497	\$3,668	\$14,451
Kyrene Elementary District	070428000	\$81,489,156	\$4,284,976	\$27,397,686	\$14,821,211	\$35,756,752	\$163,749,781
Total ADM:	12,419,4779	\$6,561	\$345	\$2,206	\$1,193	\$2,879	\$13,185
Laveen Elementary District	070459000	\$41,344,635	\$1,528,639	\$7,882,435	\$6,610,180	\$24,904,446	\$82,270,335
Total ADM:	7,612,0785	\$5,431	\$201	\$1,036	\$868	\$3,272	\$10,808
Liberty Elementary District	070425000	\$24,972,916	\$473,564	\$5,616,014	\$3,639,154	\$12,291,484	\$46,993,132
Total ADM:	4,274,0296	\$5,843	\$111	\$1,314	\$851	\$2,876	\$10,995
Litchfield Elementary District	070479000	\$59,856,844	\$1,678,334	\$10,277,987	\$9,830,241	\$26,390,092	\$108,033,498
Total ADM:	9,938,6757	\$6,023	\$169	\$1,034	\$989	\$2,655	\$10,870
Littleton Elementary District	070465000	\$32,819,494	\$2,397,801	\$7,445,958	\$6,011,493	\$18,403,511	\$67,078,257
Total ADM:	5,851,7047	\$5,609	\$410	\$1,272	\$1,027	\$3,145	\$11,463
Madison Elementary District	070438000	\$28,949,300	\$987,895	\$10,465,650	\$6,643,590	\$19,150,030	\$66,196,465
Total ADM:	5,285,4671	\$5,477	\$187	\$1,980	\$1,257	\$3,623	\$12,524
Maricopa County Regional School District	070199000	\$8,720,678	\$29,490	\$9,505	\$12,638	\$91,238	\$8,863,549
Total ADM:	1,145,5429	\$7,613	\$26	\$8	\$11	\$80	\$7,737
Mesa Unified District	070204000	\$307,318,988	\$10,536,566	\$38,416,998	\$50,313,212	\$165,365,783	\$571,951,547
Total ADM:	51,374,2747	\$5,982	\$205	\$748	\$979	\$3,219	\$11,133
Mobile Elementary District	070386000	\$432,196	\$20,325	\$212,998	\$10,873	\$255,708	\$932,100
Total ADM:	25,9518	\$16,654	\$783	\$8,207	\$419	\$9,853	\$35,917
Morrison Elementary District	070375000	\$937,635	\$20,347	\$288,720	\$152,738	\$429,743	\$1,829,183
Total ADM:	115,5191	\$8,117	\$176	\$2,499	\$1,322	\$3,720	\$15,834
Murphy Elementary District	070421000	\$6,148,813	\$676,910	\$2,891,110	\$1,664,217	\$5,191,009	\$16,572,059
Total ADM:	969,7580	\$6,341	\$698	\$2,981	\$1,716	\$5,353	\$17,089
Nadaburg Unified School District	070281000	\$8,754,944	\$683,619	\$2,263,375	\$1,628,443	\$5,254,313	\$18,584,694
Total ADM:	1,544,1055	\$5,670	\$443	\$1,466	\$1,055	\$3,403	\$12,036
Osborn Elementary District	070408000	\$15,059,288	\$696,277	\$3,485,013	\$3,465,454	\$11,157,667	\$33,863,699
Total ADM:	2,284,2201	\$6,593	\$305	\$1,526	\$1,517	\$4,885	\$14,825
Palo Verde Elementary District	070449000	\$3,441,002	\$58,772	\$744,629	\$525,504	\$1,548,718	\$6,318,625
Total ADM:	449,4323	\$7,656	\$131	\$1,657	\$1,169	\$3,446	\$14,059

Current Expenditures for Districts		Classroom Instruction	Classroom Supplies	Administration	Student Support Services	Other Support Services	Total Current Expenditures
Maricopa							
Paloma School District	070394000	\$1,143,482	\$32,801	\$351,958	\$208,805	\$863,817	\$2,600,863
Total ADM:	92,6211	Per ADM Amounts:	\$354	\$3,800	\$2,254	\$9,326	\$28,081
Paradise Valley Unified District	070269000	\$170,751,649	\$8,264,411	\$23,747,066	\$40,655,672	\$79,116,753	\$322,535,552
Total ADM:	25,184,1659	Per ADM Amounts:	\$328	\$943	\$1,614	\$3,142	\$12,807
Pendegast Elementary District	070492000	\$45,244,549	\$2,078,060	\$10,794,728	\$10,424,490	\$26,032,299	\$94,574,126
Total ADM:	7,640,1888	Per ADM Amounts:	\$272	\$1,413	\$1,364	\$3,407	\$12,379
Peoria Unified School District	070211000	\$203,599,790	\$8,408,640	\$37,046,425	\$46,020,662	\$88,346,499	\$383,422,016
Total ADM:	32,798,5202	Per ADM Amounts:	\$256	\$1,130	\$1,403	\$2,694	\$11,690
Phoenix Elementary District	070401000	\$36,780,613	\$1,628,944	\$17,330,167	\$11,181,089	\$27,977,577	\$94,898,390
Total ADM:	4,565,8335	Per ADM Amounts:	\$357	\$3,796	\$2,449	\$6,128	\$20,784
Phoenix Union High School District	070510000	\$172,561,074	\$8,740,424	\$41,771,479	\$44,029,597	\$116,593,393	\$383,695,967
Total ADM:	25,444,7991	Per ADM Amounts:	\$344	\$1,642	\$1,730	\$4,582	\$15,080
Queen Creek Unified District	070295000	\$72,977,834	\$3,053,081	\$12,908,252	\$12,552,445	\$37,509,854	\$139,001,466
Total ADM:	14,110,7180	Per ADM Amounts:	\$216	\$915	\$890	\$2,658	\$9,851
Riverside Elementary District	070402000	\$4,309,042	\$185,682	\$1,952,673	\$822,571	\$3,755,471	\$11,025,439
Total ADM:	751,4303	Per ADM Amounts:	\$247	\$2,599	\$1,095	\$4,998	\$14,673
Roosevelt Elementary District	070466000	\$45,509,639	\$2,511,171	\$13,044,864	\$11,836,924	\$29,741,980	\$102,644,578
Total ADM:	6,934,8198	Per ADM Amounts:	\$362	\$1,881	\$1,707	\$4,289	\$14,801
Saddle Mountain Unified School District	070290000	\$18,452,601	\$853,526	\$2,959,717	\$3,974,066	\$13,127,956	\$39,367,866
Total ADM:	3,091,4959	Per ADM Amounts:	\$276	\$957	\$1,285	\$4,246	\$12,734
Scottsdale Unified District	070248000	\$138,068,810	\$6,397,563	\$48,828,883	\$28,488,274	\$81,187,647	\$302,969,177
Total ADM:	19,356,9033	Per ADM Amounts:	\$331	\$2,523	\$1,472	\$4,194	\$15,652
Sentinel Elementary District	070371000	\$544,900	\$10,278	\$246,152	\$88,447	\$799,086	\$1,688,863
Total ADM:	33,4292	Per ADM Amounts:	\$307	\$7,363	\$2,646	\$23,904	\$50,521
Tempe School District	070403000	\$67,832,527	\$2,341,385	\$14,639,223	\$15,200,960	\$40,395,378	\$140,409,473
Total ADM:	9,325,9316	Per ADM Amounts:	\$251	\$1,570	\$1,630	\$4,332	\$15,056
Tempe Union High School District	070513000	\$62,938,205	\$2,333,924	\$16,868,195	\$12,786,471	\$44,787,975	\$139,714,770
Total ADM:	11,345,1053	Per ADM Amounts:	\$206	\$1,487	\$1,127	\$3,948	\$12,315
Tolleson Elementary District	070417000	\$16,545,911	\$503,072	\$4,145,537	\$3,276,914	\$10,206,735	\$34,678,170
Total ADM:	2,716,3230	Per ADM Amounts:	\$185	\$1,526	\$1,206	\$3,758	\$12,767
Tolleson Union High School District	070514000	\$90,855,467	\$2,698,840	\$20,980,742	\$16,905,307	\$43,387,763	\$174,828,120
Total ADM:	13,753,0319	Per ADM Amounts:	\$196	\$1,526	\$1,229	\$3,155	\$12,712
Union Elementary District	070462000	\$7,837,586	\$652,429	\$2,977,215	\$1,955,990	\$5,905,591	\$19,528,811
Total ADM:	1,552,8068	Per ADM Amounts:	\$549	\$1,917	\$1,260	\$3,803	\$12,576
Washington Elementary School District	070406000	\$117,241,023	\$7,890,184	\$32,197,626	\$24,870,309	\$75,842,974	\$258,042,116
Total ADM:	17,617,7154	Per ADM Amounts:	\$448	\$1,828	\$1,412	\$4,305	\$14,647
West-MEC - Western Maricopa Education Center	070802000	\$30,815,745	\$2,092,134	\$8,040,802	\$6,306,677	\$11,000,268	\$58,255,625
Total ADM:	12,117,0415	Per ADM Amounts:	\$173	\$664	\$520	\$908	\$4,808

Current Expenditures for Districts			Classroom Instruction	Classroom Supplies	Administration	Student Support Services	Other Support Services	Total Current Expenditures
Maricopa								
Wickenburg Unified District		070209000	\$6,114,836	\$185,268	\$2,016,876	\$1,080,664	\$5,316,870	\$14,714,514
Total ADM:	1,027,0447	Per ADM Amounts:	\$5,954	\$180	\$1,964	\$1,052	\$5,177	\$14,327
Wilson Elementary District		070407000	\$0	\$0	\$0	\$0	\$0	\$0
Total ADM:	788,8183	Per ADM Amounts:	\$0	\$0	\$0	\$0	\$0	\$0
Maricopa	Totals		\$3,389,070,735	\$140,762,360	\$729,288,350	\$651,362,641	\$1,800,417,144	\$6,710,901,233
Total ADM:	553,143,3666	Per ADM Amounts	\$6,127	\$254	\$1,318	\$1,178	\$3,255	\$12,132

Current Expenditures for Districts		Classroom Instruction	Classroom Supplies	Administration	Student Support Services	Other Support Services	Total Current Expenditures
Mohave							
Bullhead City School District	080415000	\$11,480,313	\$704,752	\$3,684,765	\$1,621,139	\$8,539,307	\$26,030,276
Total ADM:	2,008,7869	\$5,715	\$351	\$1,834	\$807	\$4,251	\$12,958
Colorado City Unified District	080214000	\$5,084,974	\$127,338	\$727,271	\$562,667	\$1,928,317	\$8,430,567
Total ADM:	475,2854	\$10,699	\$268	\$1,530	\$1,184	\$4,057	\$17,738
Colorado River Union High School District	080502000	\$8,899,011	\$636,851	\$2,661,967	\$1,158,339	\$6,660,975	\$20,017,143
Total ADM:	1,744,0492	\$5,102	\$365	\$1,526	\$664	\$3,819	\$11,477
Hackberry School District	080303000	\$270,848	\$7,539	\$187,355	\$17,803	\$399,094	\$882,639
Total ADM:	39,0876	\$6,929	\$193	\$4,793	\$455	\$10,210	\$22,581
Kingman Unified School District	080220000	\$32,717,883	\$2,054,684	\$7,598,870	\$7,803,776	\$21,548,620	\$71,723,833
Total ADM:	6,598,9564	\$4,958	\$311	\$1,152	\$1,183	\$3,265	\$10,869
Lake Havasu Unified District	080201000	\$31,566,171	\$686,485	\$7,307,714	\$4,447,048	\$13,528,855	\$57,536,273
Total ADM:	4,887,7629	\$6,458	\$140	\$1,495	\$910	\$2,768	\$11,771
Littlefield Unified District	080209000	\$2,345,869	\$138,000	\$713,118	\$414,129	\$1,584,533	\$5,195,649
Total ADM:	328,5275	\$7,141	\$420	\$2,171	\$1,261	\$4,823	\$15,815
Mohave Valley Elementary District	080416000	\$6,104,789	\$356,919	\$1,881,652	\$921,269	\$8,265,362	\$17,529,991
Total ADM:	1,122,9136	\$5,437	\$318	\$1,676	\$820	\$7,361	\$15,611
Owens School District No.6	080306000	\$116,766	\$6,714	\$112,285	\$19,588	\$158,486	\$413,839
Total ADM:	9,0700	\$12,874	\$740	\$12,380	\$2,160	\$17,474	\$45,627
Peach Springs Unified District	080208000	\$2,052,539	\$25,127	\$1,290,565	\$520,720	\$1,278,638	\$5,167,589
Total ADM:	173,7652	\$11,812	\$145	\$7,427	\$2,997	\$7,358	\$29,739
Topock Elementary District	080412000	\$900,454	\$68,427	\$341,140	\$9,400	\$355,103	\$1,674,524
Total ADM:	75,2749	\$11,962	\$909	\$4,532	\$125	\$4,717	\$22,245
Valentine Elementary District	080322000	\$801,714	\$141,863	\$428,758	\$85,029	\$249,645	\$1,707,009
Total ADM:	83,4400	\$9,608	\$1,700	\$5,139	\$1,019	\$2,992	\$20,458
Western Arizona Vocational District #50	080850000	\$3,521,443	\$83,648	\$451,746	\$495,027	\$371,932	\$4,923,796
Total ADM:	1,151,0060	\$3,059	\$73	\$392	\$430	\$323	\$4,278
Yucca Elementary District	080313000	\$261,159	\$11,198	\$158,496	\$36,583	\$155,949	\$623,385
Total ADM:	23,2200	\$11,247	\$482	\$6,826	\$1,575	\$6,716	\$26,847
Mohave	Totals	\$106,123,934	\$5,049,546	\$27,545,702	\$18,112,516	\$65,024,816	\$221,856,513
Total ADM:	18,721,1456	\$5,669	\$270	\$1,471	\$967	\$3,473	\$11,851

Current Expenditures for Districts		Classroom Instruction	Classroom Supplies	Administration	Student Support Services	Other Support Services	Total Current Expenditures
Navajo							
Blue Ridge Unified School District No. 32	090232000	\$9,236,853	\$432,450	\$2,199,972	\$1,556,426	\$6,653,567	\$20,079,268
Total ADM:	1,536.9963	\$6,010	\$281	\$1,431	\$1,013	\$4,329	\$13,064
Cedar Unified District	090225000	\$2,478,452	\$239,884	\$969,762	\$385,848	\$2,624,676	\$6,698,622
Total ADM:	135.5519	\$18,284	\$1,770	\$7,154	\$2,846	\$19,363	\$49,417
Heber-Overgaard Unified District	090206000	\$3,110,486	\$118,756	\$998,748	\$323,491	\$1,836,769	\$6,388,249
Total ADM:	472.1312	\$6,588	\$252	\$2,115	\$685	\$3,890	\$13,531
Holbrook Unified District	090203000	\$13,834,196	\$1,017,857	\$2,692,977	\$2,581,760	\$7,237,770	\$27,364,559
Total ADM:	1,687.8622	\$8,196	\$603	\$1,595	\$1,530	\$4,288	\$16,212
Joseph City Unified District	090202000	\$2,957,209	\$215,065	\$1,056,665	\$808,722	\$2,525,613	\$7,563,274
Total ADM:	396.1146	\$7,466	\$543	\$2,668	\$2,042	\$6,376	\$19,094
Kayenta Unified School District #27	090227000	\$14,078,727	\$683,833	\$4,376,307	\$3,288,748	\$14,594,538	\$37,022,153
Total ADM:	1,457.0890	\$9,662	\$469	\$3,003	\$2,257	\$10,016	\$25,408
Navajo County Accommodation District #99	090199000	\$151,656	\$9,111	\$91,998	\$35,226	\$114,017	\$402,008
Total ADM:	34.5127	\$4,394	\$264	\$2,666	\$1,021	\$3,304	\$11,648
Northeast Arizona Technological Institute of Vocat	090836000	\$2,193,456	\$60,252	\$712,953	\$77,554	\$278,066	\$3,322,281
Total ADM:	693.7192	\$3,162	\$87	\$1,028	\$112	\$401	\$4,789
Northern Arizona Vocational Institute of Technolog	090835000	\$5,549,948	\$197,486	\$448,193	\$108,967	\$532,272	\$6,836,866
Total ADM:	1,095.6359	\$5,066	\$180	\$409	\$99	\$486	\$6,240
Pinon Unified District	090204000	\$8,872,574	\$617,080	\$3,045,258	\$1,597,029	\$9,780,198	\$23,912,139
Total ADM:	956.6435	\$9,275	\$645	\$3,183	\$1,669	\$10,223	\$24,996
Show Low Unified District	090210000	\$13,000,506	\$630,412	\$3,422,589	\$2,192,156	\$6,914,461	\$26,160,124
Total ADM:	2,308.7770	\$5,631	\$273	\$1,482	\$949	\$2,995	\$11,331
Snowflake Unified District	090205000	\$13,594,496	\$970,607	\$2,432,588	\$2,150,793	\$6,545,965	\$25,694,448
Total ADM:	2,685.4474	\$5,062	\$361	\$906	\$801	\$2,438	\$9,568
Whitewater Unified District	090220000	\$18,160,033	\$145,508	\$7,367,965	\$3,070,099	\$10,367,062	\$39,110,667
Total ADM:	2,180.8015	\$8,327	\$67	\$3,379	\$1,408	\$4,754	\$17,934
Winslow Unified District	090201000	\$11,655,746	\$1,331,290	\$2,790,311	\$1,445,831	\$7,618,337	\$24,841,515
Total ADM:	1,730.7988	\$6,734	\$769	\$1,612	\$835	\$4,402	\$14,353
Navajo Totals		\$118,874,338	\$6,669,590	\$32,606,286	\$19,622,650	\$77,623,311	\$255,396,173
Total ADM:	17,372.1012	\$6,843	\$384	\$1,877	\$1,130	\$4,468	\$14,702

Current Expenditures for Districts		Classroom Instruction	Classroom Supplies	Administration	Student Support Services	Other Support Services	Total Current Expenditures
Pima							
Ajo Unified District	100215000	\$2,449,928	\$172,247	\$979,319	\$309,018	\$1,199,217	\$5,109,729
Total ADM:	381.4959	\$6,422	\$452	\$2,567	\$810	\$3,143	\$13,394
Altar Valley Elementary District	100351000	\$2,670,804	\$38,198	\$1,070,392	\$519,271	\$2,834,250	\$7,132,915
Total ADM:	433.3483	\$6,163	\$88	\$2,470	\$1,198	\$6,540	\$16,460
Amphitheater Unified District	100210000	\$70,014,586	\$5,934,892	\$23,885,392	\$14,783,692	\$48,871,609	\$163,490,171
Total ADM:	10,811.9541	\$6,476	\$549	\$2,209	\$1,367	\$4,520	\$15,121
Babouquivari Unified School District #40	100240000	\$6,459,663	\$387,004	\$3,372,690	\$1,832,306	\$9,403,087	\$21,454,750
Total ADM:	951.1707	\$6,791	\$407	\$3,546	\$1,926	\$9,886	\$22,556
Catalina Foothills Unified District	100216000	\$29,149,610	\$890,544	\$6,115,845	\$4,213,615	\$16,485,554	\$56,855,168
Total ADM:	4,820.9082	\$6,046	\$185	\$1,269	\$874	\$3,420	\$11,793
Continental Elementary District	100339000	\$4,168,480	\$242,739	\$1,209,927	\$747,983	\$2,572,370	\$8,941,499
Total ADM:	587.4804	\$7,096	\$413	\$2,060	\$1,273	\$4,379	\$15,220
Empire Elementary District	100337000	\$219,296	\$0	\$0	\$0	\$6,204	\$225,500
Total ADM:	0.0000	\$0	\$0	\$0	\$0	\$0	\$0
Flowing Wells Unified District	100208000	\$31,699,304	\$1,126,078	\$5,965,270	\$5,523,876	\$15,921,957	\$60,235,485
Total ADM:	4,969.9029	\$6,378	\$227	\$1,200	\$1,111	\$3,204	\$12,120
Marana Unified District	100206000	\$80,250,195	\$2,455,326	\$17,712,289	\$14,997,330	\$50,083,018	\$165,498,158
Total ADM:	12,255.1666	\$6,548	\$200	\$1,445	\$1,224	\$4,087	\$13,504
Pima County Accommodation School District	100100000	\$12,169,830	\$36,929	\$855,224	\$271,235	\$47,626	\$13,380,844
Total ADM:	1,809.6532	\$6,725	\$20	\$473	\$150	\$26	\$7,394
Pima County JTED	100811000	\$29,482,946	\$884,138	\$5,054,053	\$1,297,546	\$4,020,729	\$40,739,412
Total ADM:	6,069.1277	\$4,858	\$146	\$833	\$214	\$662	\$6,713
Redington Elementary District	100344000	\$0	\$0	\$0	\$0	\$6,204	\$6,204
Total ADM:	0.0000	\$0	\$0	\$0	\$0	\$0	\$0
Sahuaria Unified District	100230000	\$33,495,217	\$1,962,301	\$7,235,217	\$5,794,674	\$15,595,005	\$64,082,414
Total ADM:	6,047.1480	\$5,539	\$325	\$1,196	\$958	\$2,579	\$10,597
San Fernando Elementary District	100335000	\$134,032	\$933	\$126,868	\$771	\$105,887	\$368,491
Total ADM:	8.7609	\$15,299	\$106	\$14,481	\$98	\$12,086	\$42,061
Sunnyside Unified District	100212000	\$71,147,412	\$902,714	\$14,448,945	\$17,655,048	\$44,397,589	\$148,551,708
Total ADM:	13,307.1738	\$5,347	\$68	\$1,086	\$1,327	\$3,336	\$11,163
Tanque Verde Unified District	100213000	\$11,807,284	\$411,386	\$2,882,102	\$2,381,943	\$5,698,579	\$23,181,294
Total ADM:	2,122.8878	\$5,562	\$194	\$1,358	\$1,122	\$2,684	\$10,920
Tucson Unified District	100201000	\$235,858,220	\$3,903,015	\$49,998,891	\$57,365,492	\$137,107,577	\$484,233,195
Total ADM:	37,439.9079	\$6,300	\$104	\$1,335	\$1,532	\$3,662	\$12,934
Vail Unified District	100220000	\$80,915,468	\$2,090,514	\$18,300,831	\$15,020,341	\$44,946,817	\$161,273,971
Total ADM:	14,360.8609	\$5,634	\$146	\$1,274	\$1,046	\$3,130	\$11,230

Current Expenditures for Districts			Classroom Instruction	Classroom Supplies	Administration	Student Support Services	Other Support Services	Total Current Expenditures
Pima								
	Totals		\$702,091,275	\$21,438,958	\$159,213,255	\$142,714,141	\$399,303,279	\$1,424,760,908
Total ADM:	116,376.9473	Per ADM Amounts	\$6,033	\$184	\$1,368	\$1,226	\$3,431	\$12,243

Current Expenditures for Districts		Classroom Instruction	Classroom Supplies	Administration	Student Support Services	Other Support Services	Total Current Expenditures
Pinal							
Apache Junction Unified District	110243000	\$15,395,772	\$205,646	\$4,248,415	\$3,030,633	\$9,288,378	\$32,168,843
Total ADM:	2,305,4644	\$6,678	\$89	\$1,843	\$1,315	\$4,029	\$13,953
Casa Grande Elementary District	110404000	\$34,936,754	\$366,508	\$9,366,127	\$7,694,516	\$20,852,739	\$73,216,644
Total ADM:	6,138,8650	\$5,691	\$60	\$1,526	\$1,253	\$3,397	\$11,927
Casa Grande Union High School District	110502000	\$23,004,943	\$956,789	\$6,332,758	\$5,184,894	\$14,804,806	\$50,084,190
Total ADM:	3,851,8269	\$5,972	\$248	\$1,644	\$1,346	\$3,792	\$13,003
Central Arizona Valley Institute of Technology	110801000	\$4,317,840	\$421,214	\$990,240	\$111,499	\$775,880	\$6,616,673
Total ADM:	1,453,4484	\$2,971	\$290	\$681	\$77	\$534	\$4,552
Cobre Valley Institute of Technology District	110802000	\$909,884	\$74,152	\$484,007	\$189,680	\$140,380	\$1,798,103
Total ADM:	319,3207	\$2,849	\$232	\$1,516	\$594	\$440	\$5,631
Coolidge Unified District	110221000	\$15,678,138	\$1,560,944	\$3,203,554	\$3,356,527	\$10,010,492	\$33,809,655
Total ADM:	2,749,7061	\$5,702	\$568	\$1,165	\$1,221	\$3,641	\$12,296
Eloy Elementary District	110411000	\$3,872,732	\$149,434	\$1,335,704	\$539,873	\$2,906,744	\$8,804,487
Total ADM:	684,7126	\$5,656	\$218	\$1,951	\$788	\$4,245	\$12,859
Florence Unified School District	110201000	\$47,529,951	\$2,882,082	\$11,248,710	\$10,670,789	\$28,562,052	\$100,693,584
Total ADM:	8,329,3722	\$5,706	\$322	\$1,350	\$1,281	\$3,429	\$12,089
J O Combs Unified School District	110244000	\$22,920,278	\$1,005,165	\$5,034,334	\$5,675,914	\$12,587,642	\$47,223,333
Total ADM:	3,679,9835	\$6,228	\$273	\$1,368	\$1,542	\$3,421	\$12,832
Mammoth-San Manuel Unified District	110208000	\$1,839,116	\$112,912	\$588,498	\$1,964,682	\$310,493	\$4,815,701
Total ADM:	434,9968	\$4,228	\$260	\$1,353	\$4,517	\$714	\$11,071
Manicopa Unified School District	110220000	\$50,408,843	\$2,141,151	\$11,498,500	\$11,543,400	\$28,906,355	\$104,498,249
Total ADM:	9,251,4754	\$5,449	\$231	\$1,243	\$1,248	\$3,125	\$11,295
Mary C O'Brien Accommodation District	110100000	\$2,597,439	\$175,713	\$1,039,802	\$555,143	\$1,994,635	\$6,362,732
Total ADM:	187,4251	\$13,859	\$938	\$5,548	\$2,962	\$10,642	\$33,948
Oracle Elementary District	110302000	\$2,368,714	\$291,715	\$672,312	\$323,773	\$1,682,827	\$5,339,341
Total ADM:	361,8384	\$6,546	\$806	\$1,858	\$895	\$4,651	\$14,756
Picacho Elementary District	110433000	\$920,176	\$63,015	\$396,067	\$61,412	\$532,633	\$1,973,303
Total ADM:	145,0997	\$6,342	\$434	\$2,730	\$423	\$3,671	\$13,600
Ray Unified District	110203000	\$2,199,704	\$124,242	\$789,855	\$334,386	\$1,440,947	\$4,889,134
Total ADM:	282,7781	\$7,779	\$439	\$2,793	\$1,183	\$5,096	\$17,290
Red Rock Elementary District	110405000	\$2,917,425	\$123,074	\$777,467	\$360,481	\$901,346	\$5,079,793
Total ADM:	400,1268	\$7,291	\$308	\$1,943	\$901	\$2,253	\$12,695
Sacaton Elementary District	110418000	\$4,985,937	\$284,291	\$2,232,335	\$1,166,047	\$4,171,006	\$12,842,616
Total ADM:	423,4200	\$11,782	\$671	\$5,272	\$2,754	\$9,851	\$30,331
Santa Cruz Valley Union High School District	110540000	\$2,089,220	\$116,033	\$754,132	\$430,787	\$1,867,346	\$5,257,518
Total ADM:	422,3609	\$4,947	\$275	\$1,786	\$1,020	\$4,421	\$12,448

Current Expenditures for Districts		Classroom Instruction	Classroom Supplies	Administration	Student Support Services	Other Support Services	Total Current Expenditures
Pinal							
Stanfield Elementary District	110424000	\$1,894,049	\$90,495	\$981,989	\$199,326	\$1,971,636	\$5,137,495
Total ADM:	328,0162	\$5,774	\$276	\$2,994	\$608	\$6,011	\$15,662
Superior Unified School District	110215000	\$2,188,311	\$111,244	\$1,023,309	\$151,681	\$1,389,265	\$4,863,810
Total ADM:	284,9426	\$7,680	\$390	\$3,591	\$532	\$4,876	\$17,069
Toltec School District	110422000	\$7,213,575	\$559,180	\$1,146,560	\$1,262,291	\$3,285,674	\$13,467,281
Total ADM:	1,185,4464	\$6,085	\$472	\$967	\$1,065	\$2,772	\$11,361
Pinal							
Totals		\$250,191,800	\$11,614,999	\$64,144,675	\$54,807,734	\$148,183,277	\$528,942,485
Total ADM:	43,220,6262	\$5,789	\$269	\$1,484	\$1,268	\$3,429	\$12,238

Current Expenditures for Districts		Classroom Instruction	Classroom Supplies	Administration	Student Support Services	Other Support Services	Total Current Expenditures
Santa Cruz							
Nogales Unified District	120201000	\$26,069,061	\$3,327,858	\$6,919,344	\$4,814,962	\$16,131,449	\$57,262,674
Total ADM:	5,363.3554	\$4,861	\$620	\$1,290	\$898	\$3,008	\$10,677
Per ADM Amounts:							
Patagonia Elementary District	120406000	\$990,863	\$40,813	\$204,079	\$135,995	\$274,825	\$1,646,575
Total ADM:	112.7807	\$8,786	\$362	\$1,810	\$1,206	\$2,437	\$14,600
Per ADM Amounts:							
Patagonia Union High School District	120520000	\$780,844	\$51,824	\$282,675	\$124,237	\$779,012	\$2,018,592
Total ADM:	71.6684	\$10,895	\$723	\$3,944	\$1,733	\$10,870	\$28,166
Per ADM Amounts:							
Santa Cruz Elementary District	120328000	\$1,005,606	\$13,675	\$559,073	\$32,864	\$283,251	\$1,894,469
Total ADM:	122.4112	\$8,215	\$112	\$4,567	\$268	\$2,314	\$15,476
Per ADM Amounts:							
Santa Cruz Valley Unified District	120235000	\$18,636,079	\$1,150,695	\$4,104,791	\$3,228,537	\$12,440,302	\$39,560,404
Total ADM:	3,458.2147	\$5,389	\$333	\$1,187	\$934	\$3,597	\$11,440
Per ADM Amounts:							
Sonoita Elementary District	120425000	\$1,315,852	\$97,333	\$520,386	\$158,323	\$725,040	\$2,816,934
Total ADM:	95.9808	\$13,710	\$1,014	\$5,422	\$1,650	\$7,554	\$29,349
Per ADM Amounts:							
Santa Cruz	Totals	\$48,798,305	\$4,682,198	\$12,590,348	\$8,494,918	\$30,633,879	\$105,199,648
Total ADM:	9,224.4112	\$5,290	\$508	\$1,365	\$921	\$3,321	\$11,404
Per ADM Amounts:							

Current Expenditures for Districts		Classroom Instruction	Classroom Supplies	Administration	Student Support Services	Other Support Services	Total Current Expenditures
Yavapai							
Ash Fork Joint Unified District	130231000	\$2,118,269	\$116,075	\$698,055	\$305,437	\$868,726	\$4,106,562
Total ADM:	283.3311	Per ADM Amounts: \$7,476	\$410	\$2,464	\$1,078	\$3,066	\$14,494
Bagdad Unified District	130220000	\$4,341,722	\$149,764	\$1,430,054	\$711,485	\$1,689,952	\$8,322,977
Total ADM:	485.7180	Per ADM Amounts: \$8,939	\$308	\$2,944	\$1,465	\$3,479	\$17,135
Beaver Creek Elementary District	130326000	\$1,954,405	\$63,864	\$351,892	\$356,555	\$1,118,144	\$3,844,861
Total ADM:	305.0474	Per ADM Amounts: \$6,407	\$209	\$1,154	\$1,169	\$3,665	\$12,604
Camp Verde Unified District	130228000	\$11,396,020	\$344,376	\$1,579,070	\$1,794,298	\$7,052,417	\$22,166,181
Total ADM:	1,519.2654	Per ADM Amounts: \$7,501	\$227	\$1,039	\$1,181	\$4,642	\$14,590
Canon Elementary District	130350000	\$1,066,744	\$26,099	\$460,559	\$302,831	\$586,977	\$2,443,210
Total ADM:	111.6432	Per ADM Amounts: \$9,555	\$234	\$4,125	\$2,712	\$5,258	\$21,884
Chino Valley Unified District	130251000	\$12,664,499	\$324,684	\$3,577,999	\$3,286,176	\$5,487,208	\$25,340,566
Total ADM:	2,090.0318	Per ADM Amounts: \$6,059	\$155	\$1,712	\$1,572	\$2,625	\$12,124
Clarkdale-Jerome Elementary District	130403000	\$3,059,377	\$90,729	\$568,539	\$498,326	\$1,308,597	\$5,525,568
Total ADM:	431.2048	Per ADM Amounts: \$7,095	\$210	\$1,318	\$1,156	\$3,035	\$12,814
Congress Elementary District	130317000	\$6,423	\$1,066,184	\$394,481	\$86,382	\$635,785	\$2,189,255
Total ADM:	114.4302	Per ADM Amounts: \$56	\$9,317	\$3,447	\$755	\$5,556	\$19,132
Cottonwood-Oak Creek Elementary District	130406000	\$0	\$550,676	\$2,883,079	\$1,837,322	\$6,599,676	\$11,870,753
Total ADM:	1,645.6003	Per ADM Amounts: \$0	\$335	\$1,752	\$1,117	\$4,010	\$7,214
Crown King Elementary District	130341000	\$125,057	\$526	\$45,065	\$739	\$39,158	\$210,545
Total ADM:	8.5000	Per ADM Amounts: \$14,713	\$62	\$5,302	\$87	\$4,607	\$24,770
Hillside Elementary District	130335000	\$126,896	\$5,112	\$41,078	\$0	\$49,823	\$222,909
Total ADM:	5.9700	Per ADM Amounts: \$21,256	\$856	\$6,881	\$0	\$8,346	\$37,338
Humboldt Unified District	130222000	\$30,306,566	\$1,062,306	\$6,082,069	\$4,528,785	\$15,054,853	\$57,036,578
Total ADM:	4,901.1687	Per ADM Amounts: \$6,184	\$217	\$1,241	\$924	\$3,072	\$11,637
Kirkland Elementary District	130323000	\$812,837	\$17,016	\$153,164	\$46,623	\$508,558	\$1,538,198
Total ADM:	65.1773	Per ADM Amounts: \$12,471	\$261	\$2,350	\$715	\$7,803	\$23,600
Mayer Unified School District	130243000	\$3,501,844	\$194,388	\$993,156	\$685,461	\$2,473,315	\$7,848,164
Total ADM:	495.8558	Per ADM Amounts: \$7,062	\$392	\$2,003	\$1,382	\$4,988	\$15,828
Mingus Union High School District	130504000	\$6,694,636	\$339,671	\$1,558,040	\$1,468,177	\$4,148,373	\$14,208,897
Total ADM:	1,170.5607	Per ADM Amounts: \$5,719	\$290	\$1,331	\$1,254	\$3,544	\$12,139
Mountain Institute CTED #2	130802000	\$2,769,755	\$82,256	\$1,035,887	\$68,063	\$157,874	\$4,113,835
Total ADM:	746.2107	Per ADM Amounts: \$3,712	\$110	\$1,388	\$91	\$212	\$5,513
Prescott Unified District	130201000	\$21,488,317	\$987,990	\$3,753,104	\$4,859,495	\$10,620,654	\$41,709,559
Total ADM:	3,533.8357	Per ADM Amounts: \$6,081	\$280	\$1,062	\$1,375	\$3,005	\$11,803
Sedona-Oak Creek JUSD #9	130209000	\$5,279,637	\$339,544	\$1,459,313	\$731,433	\$2,958,390	\$10,768,317
Total ADM:	637.5674	Per ADM Amounts: \$8,281	\$533	\$2,289	\$1,147	\$4,640	\$16,890

Current Expenditures for Districts		Classroom Instruction	Classroom Supplies	Administration	Student Support Services	Other Support Services	Total Current Expenditures
Yavapai							
Seligman Unified District	130240000	\$1,571,319	\$164,648	\$466,493	\$270,408	\$1,456,741	\$3,929,609
Total ADM:	180,4549	\$8,708	\$912	\$2,585	\$1,498	\$8,073	\$21,776
Skull Valley Elementary District	130315000	\$573,179	\$11,126	\$210,106	\$64,436	\$242,473	\$1,101,320
Total ADM:	30,0945	\$19,046	\$370	\$6,982	\$2,141	\$8,057	\$36,595
Valley Academy for Career and Technology Education	130801000	\$1,469,484	\$86,823	\$334,190	\$151,355	\$173,430	\$2,215,282
Total ADM:	356,9468	\$4,117	\$243	\$936	\$424	\$486	\$6,206
Williamson Valley Elementary School District	130302000	\$57,807	\$0	\$53,433	\$0	\$57,295	\$188,535
Total ADM:	0,0000	\$0	\$0	\$0	\$0	\$0	\$0
Yarnell Elementary District	130352000	\$461,456	\$5,480	\$311,986	\$176,133	\$268,160	\$1,223,215
Total ADM:	35,2429	\$13,094	\$155	\$8,852	\$4,998	\$7,609	\$34,708
Yavapai Accommodation School District	130199000	\$918,772	\$16,220	\$345,824	\$160,854	\$263,814	\$1,705,484
Total ADM:	66,5972	\$13,796	\$244	\$5,193	\$2,415	\$3,961	\$25,609
Yavapai	Totals	\$112,767,022	\$6,045,557	\$28,786,636	\$22,390,774	\$63,820,392	\$233,810,380
Total ADM:	19,220,4548	\$5,867	\$315	\$1,498	\$1,165	\$3,320	\$12,165

Current Expenditures for Districts		Classroom Instruction	Classroom Supplies	Administration	Student Support Services	Other Support Services	Total Current Expenditures
Yuma							
Antelope Union High School District	140550000	\$1,163,753	\$107,827	\$837,541	\$92,996	\$943,146	\$3,145,263
Total ADM:	192.4595	\$6,047	\$560	\$4,352	\$483	\$4,900	\$16,342
Crane Elementary District	140413000	\$27,424,286	\$1,358,043	\$6,588,783	\$4,832,103	\$18,684,194	\$58,887,409
Total ADM:	5,347.6236	\$5,128	\$254	\$1,232	\$904	\$3,494	\$11,012
Gadsden Elementary District	140432000	\$24,689,780	\$671,692	\$6,400,814	\$4,378,944	\$18,667,006	\$55,008,236
Total ADM:	4,883.7689	\$5,055	\$138	\$1,311	\$897	\$3,863	\$11,263
Hyder Elementary District	140416000	\$950,911	\$50,495	\$466,065	\$98,237	\$781,835	\$2,347,543
Total ADM:	82.1338	\$11,578	\$615	\$5,674	\$1,196	\$9,519	\$28,582
Mohawk Valley Elementary District	140417000	\$1,008,387	\$28,273	\$489,065	\$125,214	\$921,365	\$2,572,304
Total ADM:	138.9077	\$7,259	\$204	\$3,521	\$901	\$6,633	\$18,518
Somerton Elementary District	140411000	\$14,995,574	\$532,318	\$7,157,235	\$3,037,047	\$9,666,112	\$35,388,286
Total ADM:	2,854.7071	\$5,253	\$186	\$2,507	\$1,064	\$3,386	\$12,396
Southwest Technical Education District of Yuma (ST)	140801000	\$6,599,038	\$37,994	\$828,450	\$293,596	\$713,712	\$8,472,790
Total ADM:	1,640.1897	\$4,023	\$23	\$505	\$179	\$435	\$5,166
Wellton Elementary District	140424000	\$1,295,752	\$34,842	\$373,433	\$99,880	\$986,551	\$2,780,458
Total ADM:	187.5535	\$6,909	\$186	\$1,991	\$479	\$5,260	\$14,825
Yuma Elementary District	140401000	\$50,950,285	\$1,624,259	\$12,072,293	\$9,816,441	\$33,820,103	\$108,283,381
Total ADM:	8,422.9168	\$6,049	\$193	\$1,433	\$1,165	\$4,015	\$12,856
Yuma Union High School District	140570000	\$58,331,783	\$1,966,505	\$16,049,329	\$10,821,102	\$40,352,472	\$127,521,191
Total ADM:	10,975.9062	\$5,315	\$179	\$1,462	\$986	\$3,676	\$11,618
Yuma	Totals	\$187,409,549	\$6,412,248	\$51,263,008	\$33,565,560	\$125,736,496	\$404,406,861
Total ADM:	34,726.1668	\$5,397	\$185	\$1,476	\$967	\$3,621	\$11,646

Current Expenditures for Districts

	Classroom Instruction	Classroom Supplies	Administration	Student Support Services	Other Support Services	Total Current Expenditures
State	\$5,286,091,058	\$226,352,285	\$1,210,989,074	\$1,022,279,708	\$2,837,075,889	\$10,682,788,017
Total ADM:	\$6,101	\$261	\$1,398	\$1,180	\$3,390	\$12,329
	Per ADM Amounts					
Totals	866,480,5943					

Current Expenditures for Charter Schools		Classroom Instruction	Classroom Supplies	Administration	Student Support Services	Other Support Services	Total Current Expenditures
Cochise							
Center for Academic Success, Inc.	028750000	\$7,047,316	\$340,817	\$1,805,673	\$807,470	\$2,882,153	\$12,883,429
Total Attending ADM:	1,090,1834	\$6,464	\$313	\$1,656	\$741	\$2,644	\$11,818
Cochise Community Development Corporation							
Total Attending ADM:	333,3349	\$2,022,282	\$47,750	\$986,771	\$839,831	\$1,653,106	\$5,549,740
Omega Alpha Academy							
Total Attending ADM:	187,1945	\$6,067	\$143	\$2,960	\$2,519	\$4,959	\$16,649
Cochise							
Total Attending ADM:	1,610,7128	\$931,013	\$38,781	\$638,095	\$343,409	\$700,647	\$2,651,945
Totals							
Total Attending ADM:	1,610,7128	\$4,974	\$207	\$3,409	\$1,835	\$3,743	\$14,167
Cochise							
Total Attending ADM:	1,610,7128	\$10,000,611	\$427,348	\$3,430,539	\$1,990,710	\$5,235,906	\$21,085,114
Totals							
Total Attending ADM:	1,610,7128	\$6,209	\$265	\$2,130	\$1,236	\$3,251	\$13,091

Current Expenditures for Charter Schools		Classroom Instruction	Classroom Supplies	Administration	Student Support Services	Other Support Services	Total Current Expenditures
Cocoonino							
BASIS Charter Schools, Inc.	038707000	\$4,118,327	\$183,284	\$1,152,490	\$606,521	\$1,277,984	\$7,338,606
Total Attending ADM:	635.4415	\$6,481	\$288	\$1,814	\$954	\$2,011	\$11,549
Flagstaff Arts And Leadership Academy	038750000	\$1,328,671	\$60,452	\$391,897	\$298,380	\$307,673	\$2,387,073
Total Attending ADM:	174.8109	\$7,601	\$346	\$2,242	\$1,707	\$1,760	\$13,655
Flagstaff Junior Academy	038752000	\$1,903,717	\$145,157	\$584,651	\$457	\$564,871	\$3,198,853
Total Attending ADM:	349.0471	\$5,454	\$416	\$1,675	\$1	\$1,618	\$9,165
Flagstaff Montessori	038705000	\$991,597	\$19,855	\$348,190	\$241,009	\$459,518	\$2,060,169
Total Attending ADM:	169.5421	\$5,849	\$117	\$2,054	\$1,422	\$2,710	\$12,151
Glen Canyon Outdoor Academy	038715000	\$1,223,760	\$79,945	\$414,272	\$85,530	\$438,705	\$2,242,212
Total Attending ADM:	172.4118	\$7,098	\$464	\$2,403	\$496	\$2,545	\$13,005
Haven Montessori Children's House, Inc.	038755000	\$591,101	\$15,830	\$199,121	\$59,732	\$31,110	\$896,894
Total Attending ADM:	62.2648	\$9,493	\$254	\$3,198	\$959	\$500	\$14,405
Mountain School, Inc.	038751000	\$1,241,534	\$28,364	\$480,101	\$175,867	\$277,619	\$2,203,485
Total Attending ADM:	168.2250	\$7,380	\$169	\$2,854	\$1,045	\$1,650	\$13,098
Northland Preparatory Academy	038701000	\$3,924,302	\$246,203	\$1,175,477	\$312,840	\$672,436	\$6,331,258
Total Attending ADM:	634.3265	\$6,187	\$388	\$1,853	\$493	\$1,060	\$9,981
Painted Desert Demonstration Projects, Inc.	038753000	\$1,480,866	\$121,437	\$783,700	\$248,155	\$861,032	\$3,495,190
Total Attending ADM:	95.3404	\$15,532	\$1,274	\$8,220	\$2,603	\$9,031	\$36,660
Pine Forest Education Association, Inc.	038706000	\$1,547,230	\$54,813	\$433,265	\$254,594	\$202,560	\$2,492,482
Total Attending ADM:	204.8482	\$7,553	\$268	\$2,115	\$1,243	\$989	\$12,167
Cocoonino	Totals	\$18,351,105	\$955,340	\$5,963,184	\$2,283,085	\$5,093,508	\$32,646,222
Total Attending ADM:	2,666.2583	\$6,883	\$358	\$2,237	\$856	\$1,910	\$12,244

Current Expenditures for Charter Schools		Classroom Instruction	Classroom Supplies	Administration	Student Support Services	Other Support Services	Total Current Expenditures
Gila							
Destiny School, Inc.	048701000	\$2,805,684	\$198,334	\$761,343	\$157,874	\$1,323,512	\$5,246,747
Total Attending ADM:	350.0987	\$8,014	\$567	\$2,175	\$451	\$3,780	\$14,986
Liberty High School							
Total Attending ADM:	71.9902	\$561,261	\$23,788	\$423,700	\$129,375	\$121,390	\$1,259,514
Gila							
Total Attending ADM:	422.0889	\$3,366,945	\$222,122	\$1,185,043	\$287,249	\$1,444,902	\$6,506,261
		\$7,977	\$526	\$2,808	\$681	\$3,423	\$15,414

Current Expenditures for Charter Schools			Classroom Instruction	Classroom Supplies	Administration	Student Support Services	Other Support Services	Total Current Expenditures
Graham								
Discovery Plus Academy		058703000	\$672,482	\$41,899	\$169,611	\$75,961	\$151,504	\$1,111,457
Total Attending ADM:	108.3950	Per ADM Amounts:	\$6,204	\$387	\$1,565	\$701	\$1,398	\$10,254
Triumphant Learning Center		058702000	\$679,695	\$45,036	\$156,994	\$60,390	\$268,297	\$1,210,412
Total Attending ADM:	92.1782	Per ADM Amounts:	\$7,374	\$489	\$1,703	\$655	\$2,911	\$13,131
Graham								
Totals			\$1,352,177	\$86,935	\$326,605	\$136,351	\$419,801	\$2,321,869
Total Attending ADM:	200.5732	Per ADM Amounts:	\$6,742	\$433	\$1,628	\$680	\$2,093	\$11,576

Current Expenditures for Charter Schools		Classroom Instruction	Classroom Supplies	Administration	Student Support Services	Other Support Services	Total Current Expenditures
Maricopa							
Academy of Mathematics and Science, Inc.	078270000	\$2,971,355	\$73,198	\$3,256,488	\$320,199	\$783,525	\$7,404,765
Total Attending ADM:	Per ADM Amounts:	\$3,064	\$75	\$3,358	\$330	\$808	\$7,637
Academy with Community Partners-Arizona, Inc	078794000	\$857,959	\$16,499	\$748,511	\$29,275	\$283,438	\$1,935,682
Total Attending ADM:	Per ADM Amounts:	\$5,130	\$99	\$4,475	\$175	\$1,695	\$11,573
Accelerated Learning Center, Inc.	078979000	\$579,338	\$24,485	\$428,449	\$12,673	\$344,870	\$1,389,815
Total Attending ADM:	Per ADM Amounts:	\$4,301	\$182	\$3,181	\$94	\$2,560	\$10,319
Acclaim Charter School	078701000	\$1,356,837	\$73,082	\$402,961	\$295,295	\$828,595	\$2,956,770
Total Attending ADM:	Per ADM Amounts:	\$5,685	\$306	\$1,688	\$1,237	\$3,472	\$12,389
AIBT Non-Profit Charter High School - Phoenix	078793000	\$279,825	\$138	\$140,545	\$67,212	\$101,743	\$589,463
Total Attending ADM:	Per ADM Amounts:	\$3,451	\$2	\$1,733	\$829	\$1,255	\$7,269
AIBT Non-Profit Charter High School, Inc.	078286000	\$28,267	\$1	\$8,534	\$1,300	\$12,862	\$50,964
Total Attending ADM:	Per ADM Amounts:	\$2,576	\$0	\$778	\$118	\$1,172	\$4,645
Allen-Cochran Enterprises, Inc.	078724000	\$1,574,126	\$169,886	\$288,696	\$395,760	\$853,567	\$3,282,035
Total Attending ADM:	Per ADM Amounts:	\$5,047	\$545	\$926	\$1,269	\$2,737	\$10,524
American Basic Schools LLC	078989000	\$3,299,397	\$201,515	\$605,191	\$61,377	\$2,021,464	\$6,188,944
Total Attending ADM:	Per ADM Amounts:	\$5,673	\$346	\$1,040	\$106	\$3,475	\$10,641
American Charter Schools Foundation d.b.a. Crestwi	078950000	\$1,155,799	\$6,536	\$636,475	\$277,594	\$1,268,704	\$3,345,108
Total Attending ADM:	Per ADM Amounts:	\$4,596	\$26	\$2,531	\$1,104	\$5,045	\$13,302
American Charter Schools Foundation d.b.a. Desert	078947000	\$1,017,055	\$14,417	\$530,677	\$191,348	\$1,303,594	\$3,057,091
Total Attending ADM:	Per ADM Amounts:	\$4,278	\$61	\$2,232	\$805	\$5,484	\$12,860
American Charter Schools Foundation d.b.a. Estrell	078948000	\$544,561	\$12,843	\$487,690	\$285,609	\$1,094,021	\$2,424,724
Total Attending ADM:	Per ADM Amounts:	\$3,989	\$94	\$3,572	\$2,092	\$8,013	\$17,760
American Charter Schools Foundation d.b.a. Peoria	078951000	\$1,629,550	\$83,873	\$910,535	\$557,283	\$1,713,039	\$4,894,260
Total Attending ADM:	Per ADM Amounts:	\$3,383	\$174	\$1,890	\$1,157	\$3,556	\$10,160
American Charter Schools Foundation d.b.a. South P	078983000	\$2,289,143	\$213,545	\$1,411,537	\$556,032	\$2,486,996	\$6,957,253
Total Attending ADM:	Per ADM Amounts:	\$3,664	\$342	\$2,259	\$890	\$3,980	\$11,135
American Charter Schools Foundation d.b.a. South R	078517000	\$1,391,810	\$53,327	\$672,038	\$274,297	\$1,682,664	\$4,074,136
Total Attending ADM:	Per ADM Amounts:	\$3,946	\$151	\$1,905	\$778	\$4,770	\$11,549
American Charter Schools Foundation d.b.a. Sun Val	078953000	\$1,361,411	\$8,779	\$715,167	\$395,411	\$1,488,528	\$3,969,296
Total Attending ADM:	Per ADM Amounts:	\$3,903	\$25	\$2,050	\$1,134	\$4,268	\$11,380
American Charter Schools Foundation d.b.a. West Ph	078956000	\$1,629,673	\$27,708	\$979,225	\$310,003	\$1,875,139	\$4,821,748
Total Attending ADM:	Per ADM Amounts:	\$4,132	\$70	\$2,483	\$786	\$4,754	\$12,225
American Charter Schools Foundation dba Ridgeview	118722000	\$949,495	\$26,166	\$571,156	\$196,222	\$1,163,678	\$2,906,717
Total Attending ADM:	Per ADM Amounts:	\$4,164	\$115	\$2,504	\$860	\$5,103	\$12,746
American Leadership Academy, Inc.	078725000	\$69,856,865	\$4,228,819	\$40,102,562	\$11,732,821	\$25,877,797	\$151,798,864
Total Attending ADM:	Per ADM Amounts:	\$4,668	\$283	\$2,679	\$784	\$1,729	\$10,143
Anthem Preparatory Academy	078525000	\$5,935,452	\$489,465	\$2,086,069	\$682,281	\$2,545,075	\$11,738,362
Total Attending ADM:	Per ADM Amounts:	\$5,980	\$493	\$2,102	\$687	\$2,564	\$11,827
Archway Classical Academy Arete	078247000	\$2,976,807	\$140,368	\$1,074,000	\$300,503	\$1,177,249	\$5,668,927

Current Expenditures for Charter Schools		Classroom Instruction	Classroom Supplies	Administration	Student Support Services	Other Support Services	Total Current Expenditures
Maricopa							
Total Attending ADM:	486.2121	\$6,122	\$289	\$2,209	\$618	\$2,421	\$11,659
Archway Classical Academy Chandler		\$3,167,866	\$240,359	\$1,069,023	\$313,307	\$1,192,916	\$5,983,471
Total Attending ADM:	489.6839	\$6,469	\$491	\$2,183	\$640	\$2,436	\$12,219
Archway Classical Academy Cicero		\$2,533,312	\$105,951	\$1,008,197	\$304,285	\$1,201,511	\$5,153,256
Total Attending ADM:	421.3950	\$6,012	\$251	\$2,393	\$722	\$2,851	\$12,229
Archway Classical Academy Glendale		\$3,223,423	\$132,683	\$1,089,373	\$346,385	\$1,316,252	\$6,108,116
Total Attending ADM:	518.0589	\$6,222	\$256	\$2,103	\$669	\$2,541	\$11,790
Archway Classical Academy Lincoln		\$4,117,567	\$174,418	\$1,314,804	\$428,477	\$1,610,254	\$7,645,520
Total Attending ADM:	651.1859	\$6,323	\$268	\$2,019	\$658	\$2,473	\$11,741
Archway Classical Academy North Phoenix		\$3,895,251	\$206,998	\$1,302,323	\$382,842	\$1,412,641	\$7,200,055
Total Attending ADM:	659.0210	\$5,911	\$314	\$1,976	\$581	\$2,144	\$10,925
Archway Classical Academy Scottsdale		\$5,870,852	\$473,887	\$2,031,872	\$897,400	\$2,416,321	\$11,690,332
Total Attending ADM:	986.8473	\$5,949	\$480	\$2,059	\$909	\$2,449	\$11,846
Archway Classical Academy Trivium West		\$4,771,424	\$290,279	\$1,571,874	\$531,627	\$1,768,507	\$8,933,711
Total Attending ADM:	823.4627	\$5,794	\$353	\$1,909	\$646	\$2,148	\$10,849
Archway Classical Academy Trivium West		\$1,466,318	\$14,955	\$990,686	\$81,786	\$79,075	\$2,632,820
Total Attending ADM:	247.4243	\$5,926	\$60	\$4,004	\$331	\$320	\$10,641
Archway Classical Academy Veritas		\$3,944,955	\$357,864	\$1,399,504	\$398,580	\$1,738,291	\$7,839,194
Total Attending ADM:	656.1911	\$6,012	\$545	\$2,133	\$607	\$2,649	\$11,947
Arete Preparatory Academy		\$3,514,566	\$194,461	\$1,118,807	\$392,630	\$1,348,885	\$6,569,349
Total Attending ADM:	537.8310	\$6,535	\$362	\$2,080	\$730	\$2,508	\$12,215
Arizona Agribusiness & Equine Center INC.		\$740,493	\$35,824	\$254,553	\$185,190	\$157,807	\$1,373,867
Total Attending ADM:	153.9756	\$4,809	\$233	\$1,653	\$1,203	\$1,025	\$8,923
Arizona Agribusiness & Equine Center, Inc.		\$1,550,594	\$59,030	\$439,348	\$286,687	\$355,086	\$2,690,745
Total Attending ADM:	263.8173	\$5,878	\$224	\$1,665	\$1,087	\$1,346	\$10,199
Arizona Agribusiness & Equine Center, Inc.		\$1,894,267	\$105,823	\$456,279	\$375,022	\$468,201	\$3,299,592
Total Attending ADM:	331.8964	\$5,707	\$319	\$1,375	\$1,130	\$1,411	\$9,942
Arizona Agribusiness & Equine Center, Inc.		\$2,186,038	\$91,821	\$540,491	\$666,363	\$358,157	\$3,842,870
Total Attending ADM:	423.5717	\$5,161	\$217	\$1,276	\$1,573	\$846	\$9,073
Arizona Aulism Charter Schools, Inc.		\$11,417,460	\$891,298	\$7,196,068	\$3,734,503	\$4,788,243	\$28,027,572
Total Attending ADM:	937.4407	\$12,179	\$951	\$7,676	\$3,984	\$5,108	\$29,898
Arizona Center for Youth Resources		\$395,480	\$23,192	\$545,489	\$181,412	\$169,707	\$1,315,280
Total Attending ADM:	67.5946	\$5,851	\$343	\$8,070	\$2,684	\$2,511	\$19,458
Arizona Collaborative Learning Partners, Inc.		\$684,402	\$178,482	\$571,181	\$44,914	\$22,055	\$1,501,014
Total Attending ADM:	81.1636	\$8,432	\$2,199	\$7,037	\$553	\$272	\$18,494
Arizona Connections Academy Charter School, Inc.		\$18,440,616	\$10,056	\$3,998,225	\$124,460	\$1,002,380	\$23,575,737
Total Attending ADM:	1,801.9670	\$10,234	\$6	\$2,219	\$69	\$556	\$13,083
Arizona Education Solutions		\$8,492,303	\$5,801,372	\$2,864,070	\$3,578,463	\$966,895	\$21,703,103
Total Attending ADM:	2,133.8191	\$3,980	\$2,719	\$1,342	\$1,677	\$453	\$10,171
Arizona Goodwill Education Services		\$975,334	\$45,048	\$1,281,449	\$354,883	\$559,589	\$3,216,303
Total Attending ADM:	116.4950	\$8,372	\$387	\$11,000	\$3,046	\$4,804	\$27,609

Current Expenditures for Charter Schools		Classroom Instruction	Classroom Supplies	Administration	Student Support Services	Other Support Services	Total Current Expenditures
Maricopa							
Arizona Language Preparatory		\$313,853	\$2,825	\$180,151	\$5,086	\$211,260	\$713,175
Total Attending ADM:	68.6724	\$4,570	\$41	\$2,623	\$74	\$3,076	\$10,385
Arizona School For The Arts		\$4,598,267	\$97,994	\$1,634,845	\$483,563	\$766,010	\$7,580,679
Total Attending ADM:	670.5814	\$6,857	\$146	\$2,438	\$721	\$1,142	\$11,305
ASU Preparatory Academy		\$2,821,348	\$172,868	\$1,154,974	\$614,256	\$1,579,814	\$6,343,260
Total Attending ADM:	451.0766	\$6,255	\$383	\$2,560	\$1,362	\$3,502	\$14,062
ASU Preparatory Academy		\$713,287	\$38,541	\$284,201	\$183,046	\$420,512	\$1,639,587
Total Attending ADM:	54.8600	\$13,002	\$703	\$5,180	\$3,337	\$7,665	\$29,887
ASU Preparatory Academy		\$577,293	\$36,630	\$314,705	\$101,235	\$356,233	\$1,386,096
Total Attending ADM:	98.5117	\$5,860	\$372	\$3,195	\$1,028	\$3,616	\$14,070
ASU Preparatory Academy		\$1,280,972	\$97,663	\$915,195	\$494,260	\$680,162	\$3,468,252
Total Attending ADM:	248.1557	\$5,162	\$394	\$3,688	\$1,992	\$2,741	\$13,976
ASU Preparatory Academy		\$2,404,495	\$292,210	\$1,398,078	\$663,739	\$2,043,502	\$6,802,024
Total Attending ADM:	481.0565	\$4,998	\$607	\$2,906	\$1,380	\$4,248	\$14,140
ASU Preparatory Academy		\$2,036,469	\$119,400	\$1,063,421	\$731,457	\$1,020,380	\$4,971,127
Total Attending ADM:	355.7894	\$5,724	\$336	\$2,989	\$2,056	\$2,868	\$13,972
ASU Preparatory Academy		\$2,041,067	\$101,225	\$738,861	\$483,385	\$1,453,724	\$4,818,262
Total Attending ADM:	328.3978	\$6,215	\$308	\$2,250	\$1,472	\$4,427	\$14,672
ASU Preparatory Academy		\$3,611,895	\$412,573	\$1,497,768	\$731,487	\$2,023,854	\$8,277,517
Total Attending ADM:	525.1618	\$6,878	\$786	\$2,852	\$1,393	\$3,854	\$15,762
ASU Preparatory Academy		\$2,488,108	\$144,387	\$1,013,397	\$489,930	\$1,051,822	\$5,187,644
Total Attending ADM:	444.8033	\$5,594	\$325	\$2,278	\$1,101	\$2,365	\$11,663
ASU Preparatory Academy Digital		\$19,585,643	\$1,210,422	\$11,640,943	\$5,788,447	\$3,192,505	\$41,417,960
Total Attending ADM:	4,040.3005	\$4,848	\$300	\$2,881	\$1,433	\$790	\$10,251
Avondale Learning dba Precision Academy		\$444,842	\$5,549	\$149,124	\$57,910	\$242,370	\$899,795
Total Attending ADM:	86.3924	\$5,149	\$64	\$1,726	\$670	\$2,805	\$10,415
AZ Compass Schools, Inc.		\$1,764,413	\$88,097	\$214,892	\$247,509	\$1,248,529	\$3,563,440
Total Attending ADM:	265.2696	\$6,651	\$332	\$810	\$933	\$4,707	\$13,433
Ball Charter Schools (Dobson)		\$1,846,815	\$87,564	\$896,713	\$123,273	\$794,535	\$3,748,900
Total Attending ADM:	347.5315	\$5,314	\$252	\$2,580	\$355	\$2,286	\$10,787
Ball Charter Schools (Hearn)		\$3,433,738	\$148,658	\$1,201,980	\$196,144	\$1,011,147	\$5,991,667
Total Attending ADM:	639.0860	\$5,373	\$233	\$1,881	\$307	\$1,582	\$9,375
Ball Charter Schools (Val Vista)		\$1,694,579	\$97,437	\$710,000	\$163,544	\$1,138,058	\$3,803,618
Total Attending ADM:	387.8124	\$4,370	\$251	\$1,831	\$422	\$2,935	\$9,808
BASIS Charter Schools, Inc.		\$5,747,213	\$229,758	\$1,423,988	\$893,503	\$2,011,401	\$10,305,863
Total Attending ADM:	1,018.9039	\$5,641	\$225	\$1,398	\$877	\$1,974	\$10,115
BASIS Charter Schools, Inc.		\$3,257,343	\$188,285	\$964,478	\$365,123	\$1,115,928	\$5,891,157
Total Attending ADM:	627.1984	\$5,193	\$300	\$1,538	\$562	\$1,779	\$9,393
BASIS Charter Schools, Inc.		\$5,640,267	\$293,646	\$1,569,834	\$574,000	\$2,038,372	\$10,116,119
Total Attending ADM:	1,180.5386	\$4,778	\$249	\$1,330	\$486	\$1,727	\$8,569
BASIS Charter Schools, Inc.		\$3,503,466	\$192,601	\$1,008,610	\$447,918	\$1,408,447	\$6,561,042

Current Expenditures for Charter Schools		Classroom Instruction	Classroom Supplies	Administration	Student Support Services	Other Support Services	Total Current Expenditures
Maricopa							
Total Attending ADM:	736.2317	\$4,759	\$262	\$1,370	\$608	\$1,913	\$8,912
BASIS Charter Schools, Inc.		\$2,245,101	\$76,045	\$862,144	\$277,440	\$1,230,977	\$4,691,707
Total Attending ADM:	419.1513	\$5,356	\$181	\$2,057	\$662	\$2,937	\$11,193
BASIS Charter Schools, Inc.		\$2,735,923	\$88,831	\$927,122	\$712,830	\$1,028,054	\$5,492,760
Total Attending ADM:	453.6578	\$6,031	\$196	\$2,044	\$1,571	\$2,266	\$12,108
BASIS Charter Schools, Inc.		\$3,247,324	\$95,042	\$893,116	\$279,633	\$1,070,178	\$5,585,293
Total Attending ADM:	537.3218	\$6,044	\$177	\$1,662	\$520	\$1,992	\$10,395
BASIS Charter Schools, Inc.		\$3,761,034	\$143,596	\$948,626	\$418,103	\$1,281,129	\$6,552,488
Total Attending ADM:	660.9696	\$5,690	\$217	\$1,435	\$633	\$1,938	\$9,913
BASIS Charter Schools, Inc.		\$3,033,596	\$91,280	\$1,090,162	\$958,141	\$1,695,136	\$6,868,315
Total Attending ADM:	499.3105	\$6,076	\$183	\$2,183	\$1,919	\$3,395	\$13,756
BASIS Charter Schools, Inc.		\$2,300,265	\$104,622	\$868,328	\$584,056	\$1,100,419	\$4,957,690
Total Attending ADM:	439.9015	\$5,229	\$238	\$1,974	\$1,328	\$2,502	\$11,270
BASIS Charter Schools, Inc.		\$838,214	\$70,933	\$527,925	\$222,096	\$601,959	\$2,261,127
Total Attending ADM:	133.8974	\$6,260	\$530	\$3,943	\$1,659	\$4,496	\$16,887
BASIS Charter Schools, Inc.		\$2,965,742	\$114,835	\$989,560	\$518,541	\$1,188,520	\$5,777,198
Total Attending ADM:	566.6947	\$5,233	\$203	\$1,746	\$915	\$2,097	\$10,195
BASIS Charter Schools, Inc.		\$4,349,204	\$146,449	\$1,148,809	\$507,493	\$1,777,238	\$7,929,193
Total Attending ADM:	1,015.6470	\$4,282	\$144	\$1,131	\$500	\$1,750	\$7,807
BASIS Charter Schools, Inc.		\$4,193,217	\$156,692	\$1,137,884	\$414,090	\$2,237,272	\$8,139,155
Total Attending ADM:	779.8828	\$5,377	\$201	\$1,459	\$531	\$2,869	\$10,436
BASIS Charter Schools, Inc.		\$2,737,690	\$135,907	\$756,770	\$398,711	\$1,121,290	\$5,150,368
Total Attending ADM:	599.9152	\$4,563	\$227	\$1,261	\$665	\$1,869	\$8,585
BASIS Charter Schools, Inc.		\$1,855,159	\$75,112	\$578,247	\$229,917	\$614,913	\$3,353,348
Total Attending ADM:	313.6735	\$5,914	\$239	\$1,843	\$733	\$1,960	\$10,691
BASIS Charter Schools, Inc.		\$4,194,025	\$133,098	\$1,184,476	\$543,410	\$1,653,399	\$7,708,408
Total Attending ADM:	857.0865	\$4,893	\$155	\$1,382	\$634	\$1,929	\$8,994
BASIS Charter Schools, Inc.		\$1,551,665	\$60,890	\$611,500	\$580,293	\$1,003,066	\$3,807,434
Total Attending ADM:	223.4389	\$6,945	\$273	\$2,737	\$2,597	\$4,489	\$17,040
Bell Canyon Charter School, Inc		\$1,204,193	\$62,873	\$1,291,655	\$274,330	\$368,087	\$3,201,138
Total Attending ADM:	242.1066	\$4,974	\$260	\$5,335	\$1,133	\$1,520	\$13,222
Benchmark School, Inc.		\$2,366,513	\$51,636	\$563,490	\$225,992	\$588,437	\$3,796,068
Total Attending ADM:	311.7052	\$7,592	\$166	\$1,808	\$725	\$1,888	\$12,178
Benjamin Franklin Charter School - Queen Creek		\$13,993,999	\$751,883	\$6,741,300	\$1,235,531	\$3,929,022	\$26,651,735
Total Attending ADM:	3,172.0976	\$4,412	\$237	\$2,125	\$389	\$1,239	\$8,402
Blueprint Education		\$1,099,015	\$18,338	\$2,563,387	\$1,044,922	\$1,078,750	\$5,804,412
Total Attending ADM:	570.3022	\$1,927	\$32	\$4,495	\$1,832	\$1,892	\$10,178
Boys & Girls Clubs of the Valley		\$1,660,298	\$160,302	\$356,696	\$272,646	\$731,512	\$3,181,454
Total Attending ADM:	215.6496	\$7,699	\$743	\$1,654	\$1,264	\$3,392	\$14,753
Bright Beginnings School, Inc.		\$0	\$0	\$0	\$0	\$0	\$0
Total Attending ADM:	189.2461	\$0	\$0	\$0	\$0	\$0	\$0

Current Expenditures for Charter Schools		Classroom Instruction	Classroom Supplies	Administration	Student Support Services	Other Support Services	Total Current Expenditures
Maricopa							
CAFA, Inc. dba Learning Foundation and Performing	078564000	\$3,449,140	\$113,570	\$1,896,738	\$434,145	\$835,275	\$6,728,868
Total Attending ADM:	526.2738	\$6,554	\$216	\$3,604	\$825	\$1,587	\$12,786
CAFA, Inc. dba Learning Foundation Performing Arts	098749000	\$1,018,797	\$106,996	\$59,725	\$292,812	\$473,424	\$1,951,754
Total Attending ADM:	136.8520	\$7,445	\$782	\$436	\$2,140	\$3,459	\$14,262
Calibre Academy	078909000	\$3,039,471	\$82,084	\$1,029,103	\$414,909	\$744,257	\$5,309,824
Total Attending ADM:	501.7964	\$6,057	\$164	\$2,051	\$827	\$1,483	\$10,582
Cambridge Academy East, Inc	078768000	\$1,097,941	\$37,366	\$447,428	\$228,640	\$274,416	\$2,085,791
Total Attending ADM:	221.8796	\$4,948	\$168	\$2,017	\$1,030	\$1,237	\$9,401
Camelback Education, Inc	078959000	\$3,153,098	\$846,083	\$746,637	\$681,893	\$1,588,718	\$7,016,429
Total Attending ADM:	565.0723	\$5,580	\$1,497	\$1,321	\$1,207	\$2,812	\$12,417
Candeco Schools, Inc.	078534000	\$2,509,526	\$123,396	\$930,249	\$34,230	\$431,101	\$4,028,502
Total Attending ADM:	552.8167	\$4,540	\$223	\$1,683	\$62	\$780	\$7,287
Candeco Schools, Inc.	078639000	\$0	\$0	\$0	\$0	\$0	\$0
Total Attending ADM:	66.0765	\$0	\$0	\$0	\$0	\$0	\$0
Career Success Schools	078524000	\$3,005,238	\$317,417	\$2,561,211	\$2,919,615	\$2,685,370	\$11,488,851
Total Attending ADM:	1,254.3603	\$2,396	\$253	\$2,042	\$2,328	\$2,141	\$9,159
CASA Academy	078218000	\$1,617,792	\$173,271	\$697,000	\$261,285	\$1,567,155	\$4,316,503
Total Attending ADM:	361.1321	\$4,480	\$480	\$1,930	\$724	\$4,340	\$11,953
Challenge School, Inc.	078720000	\$1,939,859	\$37,744	\$882,722	\$192,981	\$1,045,736	\$4,099,042
Total Attending ADM:	334.4575	\$5,800	\$113	\$2,639	\$577	\$3,127	\$12,256
Challenger Basic School, Inc.	078957000	\$1,538,117	\$53,536	\$882,080	\$34,219	\$211,227	\$2,719,179
Total Attending ADM:	254.8136	\$6,036	\$210	\$3,462	\$134	\$829	\$10,671
Chandler Preparatory Academy	078515000	\$4,160,340	\$355,756	\$1,436,113	\$484,279	\$1,728,396	\$8,164,884
Total Attending ADM:	720.0669	\$5,778	\$494	\$1,994	\$673	\$2,400	\$11,339
Choice Academies, Inc.	078549000	\$3,056,782	\$135,583	\$1,021,301	\$253,618	\$668,157	\$5,135,441
Total Attending ADM:	535.7727	\$5,705	\$253	\$1,906	\$473	\$1,247	\$9,585
Cholla Academy	078995000	\$3,202,975	\$269,985	\$1,205,040	\$325,350	\$1,457,112	\$6,460,462
Total Attending ADM:	497.1275	\$6,443	\$543	\$2,424	\$654	\$2,931	\$12,996
Cicero Preparatory Academy	078249000	\$3,275,455	\$345,332	\$1,249,924	\$282,759	\$1,312,789	\$6,466,259
Total Attending ADM:	504.5772	\$6,491	\$684	\$2,477	\$560	\$2,602	\$12,815
Concordia Charter School, Inc.	078530000	\$604,059	\$29,336	\$246,851	\$91,345	\$425,297	\$1,396,888
Total Attending ADM:	98.3322	\$6,143	\$298	\$2,510	\$929	\$4,325	\$14,206
Comerstone Charter School, Inc	078994000	\$518,051	\$35,879	\$679,204	\$215,718	\$508,364	\$1,957,216
Total Attending ADM:	133.1273	\$3,891	\$270	\$5,102	\$1,620	\$3,819	\$14,702
Cortez Park Charter Middle School, Inc.	078975000	\$1,037,909	\$103,501	\$617,543	\$165,283	\$960,324	\$2,884,560
Total Attending ADM:	252.3200	\$4,113	\$410	\$2,447	\$655	\$3,806	\$11,432
Country Gardens Charter Schools	078513000	\$1,264,562	\$66,302	\$314,018	\$98,824	\$1,878,095	\$3,621,801
Total Attending ADM:	255.8295	\$4,943	\$259	\$1,227	\$386	\$7,341	\$14,157
CPLC Community Schools	078608000	\$251,466	\$8,747	\$283,342	\$46,792	\$13,447	\$603,794
Total Attending ADM:	43.6174	\$5,765	\$201	\$6,496	\$1,073	\$308	\$13,843
Crown Charter School, Inc	078921000	\$305,833	\$43,181	\$769,000	\$112,697	\$226,150	\$1,456,861

Current Expenditures for Charter Schools		Classroom Instruction	Classroom Supplies	Administration	Student Support Services	Other Support Services	Total Current Expenditures
Maricopa							
Total Attending ADM:	252.5321	\$1,211	\$171	\$3,045	\$446	\$896	\$5,769
Daisy Education Corporation dba Paragon Science Ac		\$3,154,725	\$107,088	\$1,501,858	\$173,546	\$651,882	\$5,589,109
Total Attending ADM:	575.9004	\$5,478	\$186	\$2,608	\$301	\$1,132	\$9,705
Deer Valley Charter Schools, Inc.		\$51,402	\$25	\$65,150	\$30,172	\$68,809	\$215,558
Total Attending ADM:	16.9725	\$3,029	\$1	\$3,839	\$1,778	\$4,054	\$12,700
Desert Heights Charter Schools		\$4,214,085	\$278,891	\$1,937,470	\$516,485	\$1,608,830	\$8,555,761
Total Attending ADM:	834.5098	\$5,050	\$334	\$2,322	\$619	\$1,928	\$10,252
EAGLE College Prep Maryvale, LLC		\$1,278,859	\$136,934	\$1,874,336	\$360,490	\$973,589	\$4,624,208
Total Attending ADM:	281.9315	\$4,536	\$486	\$6,648	\$1,279	\$3,453	\$16,402
EAGLE College Prep Mesa, LLC.		\$0	\$0	\$0	\$0	\$0	\$0
Total Attending ADM:	150.6098	\$0	\$0	\$0	\$0	\$0	\$0
EAGLE South Mountain Charter, Inc.		\$2,251,033	\$108,464	\$1,089,532	\$390,840	\$1,098,408	\$4,938,277
Total Attending ADM:	421.5338	\$5,340	\$257	\$2,565	\$927	\$2,606	\$11,715
East Mesa Charter Elementary School, Inc.		\$2,179,061	\$56,911	\$1,417,437	\$249,495	\$428,356	\$4,331,260
Total Attending ADM:	566.6787	\$3,845	\$100	\$2,501	\$440	\$756	\$7,643
Edison Project		\$1,636,641	\$44,389	\$947,672	\$165,291	\$146,440	\$2,940,433
Total Attending ADM:	222.1350	\$7,368	\$200	\$4,266	\$744	\$659	\$13,237
Edkey, Inc.		\$492,552	\$23,970	\$265,238	\$0	\$299,449	\$1,081,209
Total Attending ADM:	77.3220	\$6,370	\$310	\$3,430	\$0	\$3,873	\$13,983
Edkey, Inc. - Pathfinder Academy		\$4,706,726	\$109,419	\$950,297	\$20,118	\$2,068,130	\$7,854,690
Total Attending ADM:	893.6848	\$5,267	\$122	\$1,063	\$23	\$2,314	\$8,789
Edkey, Inc. - Redwood Academy		\$556,716	\$8,857	\$188,247	\$0	\$393,849	\$1,127,669
Total Attending ADM:	97.7707	\$5,694	\$91	\$1,721	\$0	\$4,028	\$11,534
Edkey, Inc. - Sequoia Choice Schools		\$11,246,928	\$146,023	\$2,500,355	\$188,244	\$2,817,770	\$16,899,320
Total Attending ADM:	2,134.1651	\$5,270	\$68	\$1,172	\$88	\$1,320	\$7,918
Edkey, Inc. - Sequoia Pathway Academy		\$2,033,833	\$117,312	\$669,270	\$4,292	\$1,680,654	\$4,505,361
Total Attending ADM:	659.5473	\$3,084	\$178	\$1,015	\$7	\$2,548	\$6,831
Edkey, Inc. - Sequoia School for the Deaf and Hard		\$1,364,369	\$206,230	\$492,431	\$58,407	\$43,035	\$2,164,472
Total Attending ADM:	32.7602	\$41,647	\$6,295	\$15,031	\$1,783	\$1,314	\$66,070
Edkey, Inc. - Sequoia Village School		\$1,071,830	\$3,791	\$535,688	\$0	\$814,821	\$2,426,130
Total Attending ADM:	272.0500	\$3,940	\$14	\$1,969	\$0	\$2,995	\$8,918
Edkey, Inc. dba Arizona Conservatory for Arts and		\$1,049,528	\$21,884	\$217,049	\$0	\$651,852	\$1,940,313
Total Attending ADM:	228.7103	\$4,589	\$96	\$949	\$0	\$2,850	\$8,484
Edkey, Inc. dba Sequoia Charter School		\$3,990,077	\$24,412	\$948,467	\$150	\$1,637,362	\$6,600,468
Total Attending ADM:	726.8834	\$5,489	\$34	\$1,305	\$0	\$2,253	\$9,081
Educational Options Foundation		\$1,620,254	\$45,775	\$631,179	\$127,646	\$578,637	\$3,003,491
Total Attending ADM:	691.3310	\$2,344	\$66	\$913	\$185	\$837	\$4,345
Empower College Prep		\$10,656,431	\$918,871	\$3,079,446	\$3,631,976	\$6,626,230	\$24,912,954
Total Attending ADM:	1,029.7635	\$10,348	\$892	\$2,990	\$3,527	\$6,435	\$24,193
Espirito Community Development Corp.		\$1,101,508	\$37,548	\$1,177,416	\$30,885	\$966,852	\$3,223,209
Total Attending ADM:	308.6206	\$3,274	\$122	\$3,815	\$100	\$3,133	\$10,444

Current Expenditures for Charter Schools		Classroom Instruction	Classroom Supplies	Administration	Student Support Services	Other Support Services	Total Current Expenditures
Maricopa							
Spiritu Community Development Corp.	078711000	\$768,744	\$55,029	\$83,122	\$18,708	\$1,727,970	\$3,401,673
Total Attending ADM:	360.2705	\$2,134	\$153	\$2,307	\$52	\$4,796	\$9,442
Estrella Educational Foundation	078239000	\$2,240,167	\$222,737	\$715,569	\$374,135	\$1,570,710	\$5,123,318
Total Attending ADM:	423.2977	\$5,292	\$526	\$1,690	\$884	\$3,711	\$12,103
Ethos Academy - A Challenge Foundation Academy	078254000	\$2,048,494	\$50,015	\$900,170	\$36,537	\$1,197,208	\$4,232,424
Total Attending ADM:	305.8253	\$6,698	\$164	\$2,943	\$119	\$3,915	\$13,839
Excalibur Charter Schools, Inc.	078901000	\$2,046,313	\$34,539	\$433,022	\$308,377	\$866,845	\$3,689,096
Total Attending ADM:	294.9088	\$6,939	\$117	\$1,468	\$1,046	\$2,939	\$12,509
Explore Academy - Peoria	078626000	\$311,880	\$33,871	\$284,668	\$43,119	\$345,634	\$1,019,172
Total Attending ADM:	52.2593	\$5,968	\$648	\$5,447	\$825	\$6,614	\$19,502
Fit Kids, Inc. dba Champion Schools	078785000	\$5,635,460	\$364,593	\$3,128,506	\$1,050,398	\$3,707,557	\$13,886,514
Total Attending ADM:	1,234.8739	\$4,564	\$295	\$2,533	\$851	\$3,002	\$11,245
Franklin Phonetic Primary School, Inc.	078263000	\$329,764	\$7,523	\$221,199	\$169,073	\$130,767	\$858,326
Total Attending ADM:	69.5750	\$4,740	\$108	\$3,179	\$2,430	\$1,880	\$12,337
Freedom Academy, Inc.	078528000	\$1,546,964	\$75,310	\$721,568	\$212,595	\$429,227	\$2,985,664
Total Attending ADM:	248.0360	\$6,237	\$304	\$2,909	\$857	\$1,731	\$12,037
Freedom Preparatory Academy	078638000	\$1,422,940	\$138,524	\$611,466	\$1,405,402	\$362,903	\$3,941,235
Total Attending ADM:	502.7799	\$2,830	\$276	\$1,216	\$2,795	\$722	\$7,839
Friendly House, Inc.	078611000	\$1,873,721	\$100,537	\$729,863	\$234,253	\$1,098,532	\$4,036,906
Total Attending ADM:	228.7767	\$8,190	\$439	\$3,190	\$1,024	\$4,802	\$17,646
GAR, LLC dba Student Choice High School	078679000	\$12,575,738	\$243,613	\$4,922,699	\$3,852,124	\$2,092,573	\$23,686,747
Total Attending ADM:	2,277.5214	\$5,522	\$107	\$2,161	\$1,691	\$919	\$10,400
Genesis Program, Inc.	078708000	\$351,845	\$4,449	\$527,895	\$82,437	\$23,865	\$990,491
Total Attending ADM:	53.7700	\$6,544	\$83	\$9,818	\$1,533	\$444	\$18,421
George Gervin Youth Center, Inc.	078585000	\$717,729	\$92,021	\$336,634	\$149,581	\$454,567	\$1,750,532
Total Attending ADM:	142.4478	\$5,039	\$646	\$2,363	\$1,050	\$3,191	\$12,289
Glendale Preparatory Academy	078540000	\$3,985,394	\$569,413	\$1,510,051	\$325,898	\$1,461,523	\$7,852,279
Total Attending ADM:	653.4814	\$6,099	\$871	\$2,311	\$499	\$2,237	\$12,016
Happy Valley East	078594000	\$2,232,919	\$121,536	\$514,702	\$337,784	\$1,303,058	\$4,509,999
Total Attending ADM:	368.7433	\$6,055	\$330	\$1,396	\$916	\$3,534	\$12,231
Happy Valley School, Inc.	078998000	\$2,568,512	\$201,055	\$715,132	\$490,358	\$1,017,517	\$4,992,574
Total Attending ADM:	551.7408	\$4,655	\$364	\$1,296	\$889	\$1,844	\$9,049
Heartwood AZ	078627000	\$1,681,361	\$203,848	\$313,712	\$258,265	\$948,364	\$3,405,550
Total Attending ADM:	192.9200	\$8,715	\$1,057	\$1,626	\$1,339	\$4,916	\$17,653
Heritage Academy Gateway, Inc.	078258000	\$7,054,987	\$387,455	\$2,414,951	\$9,148	\$1,148,408	\$11,014,949
Total Attending ADM:	1,486.8122	\$4,745	\$281	\$1,624	\$6	\$772	\$7,408
Heritage Academy Laveen, Inc.	078259000	\$2,983,580	\$147,247	\$1,137,397	\$10,622	\$606,171	\$4,885,017
Total Attending ADM:	675.2027	\$4,419	\$218	\$1,685	\$16	\$698	\$7,235
Heritage Academy Pointe, Inc.	078651000	\$0	\$0	\$0	\$0	\$0	\$0
Total Attending ADM:	108.7083	\$0	\$0	\$0	\$0	\$0	\$0
Heritage Academy, Inc.	078712000	\$5,074,595	\$342,156	\$1,056,675	\$21,382	\$1,883,019	\$8,377,827

Current Expenditures for Charter Schools		Classroom Instruction	Classroom Supplies	Administration	Student Support Services	Other Support Services	Total Current Expenditures
Maricopa							
Total Attending ADM:	859.8627	\$5,902	\$398	\$1,229	\$25	\$2,190	\$9,743
Heritage Elementary School		\$3,076,627	\$179,250	\$2,163,752	\$419,267	\$3,083,098	\$8,921,994
Total Attending ADM:	826.5480	\$3,722	\$217	\$2,618	\$507	\$3,730	\$10,794
Highland Prep		\$2,222,350	\$210,101	\$1,287,485	\$1	\$1,741,847	\$5,461,784
Total Attending ADM:	504.3196	\$4,407	\$417	\$2,553	\$0	\$3,454	\$10,830
Hirsch Academy A Challenge Foundation		\$11,259,105	\$22,698	\$468,404	\$7,817	\$507,449	\$2,265,473
Total Attending ADM:	132.8712	\$9,476	\$171	\$3,525	\$59	\$3,819	\$17,050
Horizon Community Learning Center, Inc.		\$2,734,817	\$229,289	\$1,030,259	\$495,160	\$797,977	\$5,287,502
Total Attending ADM:	668.0849	\$4,094	\$343	\$1,542	\$741	\$1,194	\$7,914
Horizon Community Learning Center, Inc.		\$3,205,171	\$226,590	\$835,844	\$298,019	\$804,916	\$5,370,540
Total Attending ADM:	764.1752	\$4,194	\$297	\$1,094	\$390	\$1,053	\$7,028
Humanities and Sciences Academy of the United Stat		\$2,472,549	\$51,704	\$798,774	\$0	\$50,394	\$3,373,421
Total Attending ADM:	369.0757	\$6,699	\$140	\$2,164	\$0	\$137	\$9,140
Imagine Avondale Elementary, Inc.		\$1,687,375	\$124,354	\$1,051,033	\$343,131	\$2,002,192	\$5,208,085
Total Attending ADM:	313.2303	\$5,387	\$397	\$3,355	\$1,095	\$6,392	\$16,627
Imagine Avondale Middle, Inc.		\$720,978	\$44,158	\$410,517	\$157,702	\$866,720	\$2,200,075
Total Attending ADM:	161.3695	\$4,468	\$274	\$2,544	\$977	\$5,371	\$13,634
Imagine Camelback Middle, Inc.		\$795,116	\$106,255	\$461,434	\$278,171	\$839,724	\$2,480,700
Total Attending ADM:	164.2600	\$4,841	\$647	\$2,809	\$1,693	\$5,112	\$15,102
Imagine Charter Elementary at Camelback, Inc.		\$1,410,111	\$67,015	\$763,107	\$323,790	\$1,882,257	\$4,446,280
Total Attending ADM:	283.5773	\$4,973	\$236	\$2,691	\$1,142	\$6,638	\$15,679
Imagine Charter Elementary at Desert West, Inc.		\$3,461,150	\$176,866	\$1,525,338	\$648,627	\$2,829,305	\$8,641,286
Total Attending ADM:	658.0568	\$5,260	\$269	\$2,318	\$986	\$4,299	\$13,132
Imagine Coolidge Elementary, Inc.		\$3,371,529	\$105,835	\$1,705,493	\$394,074	\$2,560,060	\$8,136,991
Total Attending ADM:	594.0902	\$5,675	\$178	\$2,871	\$663	\$4,309	\$13,697
Imagine Desert West Middle, Inc.		\$2,025,122	\$128,264	\$1,101,436	\$417,701	\$1,378,440	\$5,050,963
Total Attending ADM:	439.3093	\$4,610	\$292	\$2,507	\$951	\$3,138	\$11,498
Imagine Middle at East Mesa, Inc.		\$623,176	\$16,273	\$291,929	\$33,722	\$347,834	\$1,312,934
Total Attending ADM:	141.4006	\$4,407	\$115	\$2,065	\$238	\$2,460	\$9,285
Imagine Middle at Surprise, Inc.		\$1,378,333	\$40,770	\$682,232	\$511,354	\$1,653,707	\$4,266,396
Total Attending ADM:	245.7746	\$5,608	\$166	\$2,776	\$2,081	\$6,729	\$17,359
Imagine Prep Coolidge, Inc.		\$2,239,722	\$31,210	\$1,343,872	\$465,452	\$2,166,811	\$6,247,067
Total Attending ADM:	467.2670	\$4,793	\$67	\$2,876	\$996	\$4,637	\$13,369
Imagine Prep Superstition, Inc.		\$1,525,332	\$67,746	\$916,773	\$283,810	\$1,731,426	\$4,525,087
Total Attending ADM:	279.4073	\$5,459	\$242	\$3,281	\$1,016	\$6,197	\$16,195
Imagine Prep Surprise, Inc.		\$2,155,964	\$34,488	\$732,817	\$70,688	\$959,355	\$3,953,312
Total Attending ADM:	246.5357	\$8,745	\$140	\$2,972	\$287	\$3,891	\$16,035
Imagine Superstition Middle, Inc.		\$490,991	\$27,224	\$418,009	\$177,653	\$758,174	\$1,872,051
Total Attending ADM:	153.7256	\$3,194	\$177	\$2,719	\$1,156	\$4,932	\$12,178
Incito Schools		\$910,554	\$76,023	\$963,764	\$121,977	\$710,022	\$2,782,340
Total Attending ADM:	165.0659	\$5,516	\$461	\$5,839	\$739	\$4,301	\$16,856

Current Expenditures for Charter Schools		Classroom Instruction	Classroom Supplies	Administration	Student Support Services	Other Support Services	Total Current Expenditures
Maricopa							
Innelli-School, Inc.		\$317,812	\$2,289	\$180,945	\$266,321	\$307,459	\$1,074,836
Total Attending ADM:	62.3769	\$5,095	\$37	\$2,901	\$4,270	\$4,929	\$17,231
International Commerce Secondary Schools, Inc.		\$1,393,355	\$37,718	\$621,399	\$0	\$33,516	\$2,085,988
Total Attending ADM:	226.3296	\$6,156	\$167	\$2,746	\$0	\$148	\$9,217
James Madison Preparatory School		\$1,166,693	\$29,363	\$352,580	\$154,425	\$227,266	\$1,930,327
Total Attending ADM:	126.5297	\$9,221	\$232	\$2,787	\$1,220	\$1,796	\$15,256
James Sandoval Preparatory High School		\$94,145	\$700	\$84,364	\$3,023	\$154,282	\$336,514
Total Attending ADM:	55.3400	\$1,701	\$13	\$1,524	\$55	\$2,788	\$6,081
Kaizen Education Foundation dba Advance U		\$412,487	\$5,062	\$289,102	\$127,022	\$402,769	\$1,236,442
Total Attending ADM:	63.2356	\$6,523	\$80	\$4,572	\$2,009	\$6,369	\$19,553
Kaizen Education Foundation dba Discover U Element		\$825,282	\$14,879	\$365,310	\$196,612	\$742,634	\$2,144,717
Total Attending ADM:	152.1724	\$5,423	\$98	\$2,401	\$1,292	\$4,880	\$14,094
Kaizen Education Foundation dba El Dorado High Sch		\$2,919,962	\$98,220	\$1,582,374	\$563,684	\$2,696,958	\$7,861,198
Total Attending ADM:	718.1122	\$4,066	\$137	\$2,204	\$785	\$3,756	\$10,947
Kaizen Education Foundation dba Gilbert Arts Acad		\$751,135	\$4,580	\$348,198	\$146,605	\$737,923	\$1,988,441
Total Attending ADM:	112.2957	\$6,689	\$41	\$3,101	\$1,306	\$6,571	\$17,707
Kaizen Education Foundation dba Havasu Preparatory		\$699,148	\$3,043	\$370,696	\$186,593	\$600,173	\$1,859,653
Total Attending ADM:	134.1252	\$5,213	\$23	\$2,764	\$1,391	\$4,475	\$13,865
Kaizen Education Foundation dba Liberty Arts Acad		\$1,629,681	\$7,798	\$493,917	\$302,606	\$1,235,846	\$3,669,848
Total Attending ADM:	285.4268	\$5,710	\$27	\$1,730	\$1,060	\$4,330	\$12,857
Kaizen Education Foundation dba Maya High School		\$1,725,090	\$72,745	\$908,516	\$519,124	\$1,527,327	\$4,752,802
Total Attending ADM:	392.4451	\$4,396	\$185	\$2,315	\$1,323	\$3,892	\$12,111
Kaizen Education Foundation dba Mission Heights Pr		\$3,156,475	\$82,213	\$1,781,943	\$647,171	\$2,118,823	\$7,786,625
Total Attending ADM:	750.3301	\$4,207	\$110	\$2,375	\$863	\$2,824	\$10,378
Kaizen Education Foundation dba South Pointe Eleme		\$1,385,833	\$12,934	\$592,413	\$346,984	\$1,508,218	\$3,846,382
Total Attending ADM:	302.1247	\$4,587	\$43	\$1,961	\$1,148	\$4,992	\$12,731
Kaizen Education Foundation dba South Pointe Junio		\$608,994	\$9,835	\$424,942	\$385,185	\$704,174	\$2,133,130
Total Attending ADM:	123.3315	\$4,938	\$80	\$3,446	\$3,123	\$5,710	\$17,296
Kaizen Education Foundation dba Summit High School		\$690,897	\$5,869	\$453,446	\$226,424	\$859,703	\$2,236,339
Total Attending ADM:	193.7778	\$3,565	\$30	\$2,340	\$1,168	\$4,437	\$11,541
Kaizen Education Foundation dba Tempe Accelerated		\$430,525	\$8,563	\$334,669	\$195,822	\$325,902	\$1,295,481
Total Attending ADM:	83.4483	\$5,159	\$103	\$4,010	\$2,347	\$3,905	\$15,524
Kaizen Education Foundation dba Vista Grove Prepar		\$714,954	\$24,498	\$393,365	\$194,086	\$886,633	\$2,213,536
Total Attending ADM:	72.4755	\$9,865	\$338	\$5,428	\$2,678	\$12,234	\$30,542
Kaleidoscope School		\$1,648,161	\$44,097	\$435,976	\$226,342	\$268,318	\$2,622,894
Total Attending ADM:	278.4627	\$5,919	\$158	\$1,566	\$813	\$964	\$9,419
Kestrel Schools, Inc.		\$36,289	\$100	\$70,450	\$14,652	\$65,814	\$187,305
Total Attending ADM:	28.7305	\$1,263	\$3	\$2,452	\$510	\$2,291	\$6,519
Keystone Montessori Charter School, Inc.		\$3,095,567	\$57,469	\$1,122,540	\$5,640	\$317,960	\$4,599,176
Total Attending ADM:	202.8068	\$15,264	\$283	\$5,535	\$28	\$1,568	\$22,678
Khalsa Montessori Elementary Schools		\$731,850	\$39,437	\$429,483	\$109,341	\$156,858	\$1,466,969

Current Expenditures for Charter Schools		Classroom Instruction	Classroom Supplies	Administration	Student Support Services	Other Support Services	Total Current Expenditures
Maricopa							
Total Attending ADM:	104.4700	\$7,005	\$377	\$4,111	\$1,047	\$1,501	\$14,042
LEAD Charter Schools		\$4,282,971	\$158,375	\$2,431,058	\$957,644	\$1,750,398	\$9,580,446
Total Attending ADM:	734.9528	\$5,828	\$215	\$3,308	\$1,303	\$2,382	\$13,035
Legacy Education Group		\$788,161	\$36,434	\$346,449	\$192,035	\$896,905	\$2,239,984
Total Attending ADM:	157.9203	\$4,864	\$231	\$2,194	\$1,216	\$5,679	\$14,184
Legacy Traditional School - Avondale		\$6,466,569	\$333,694	\$3,232,098	\$800,771	\$1,062,698	\$11,895,830
Total Attending ADM:	1,267.9812	\$5,100	\$263	\$2,549	\$632	\$838	\$9,382
Legacy Traditional School - Chandler		\$4,760,118	\$316,424	\$3,278,671	\$487,889	\$1,174,278	\$10,017,380
Total Attending ADM:	1,064.6798	\$4,471	\$297	\$3,079	\$458	\$1,103	\$9,409
Legacy Traditional School - Deer Valley		\$2,473,377	\$130,580	\$1,687,463	\$573,697	\$1,095,262	\$5,960,379
Total Attending ADM:	512.1307	\$4,830	\$255	\$3,295	\$1,120	\$2,139	\$11,638
Legacy Traditional School - East Mesa		\$4,695,887	\$395,799	\$2,700,428	\$614,262	\$1,478,621	\$9,884,997
Total Attending ADM:	984.3230	\$4,771	\$402	\$2,743	\$624	\$1,502	\$10,042
Legacy Traditional School - East Tucson		\$2,061,729	\$139,281	\$1,465,188	\$458,036	\$743,390	\$4,867,624
Total Attending ADM:	397.4514	\$5,187	\$350	\$3,686	\$1,152	\$1,870	\$12,247
Legacy Traditional School - Gilbert		\$4,671,363	\$331,317	\$2,673,224	\$761,256	\$1,404,077	\$9,841,237
Total Attending ADM:	916.2994	\$5,098	\$362	\$2,917	\$831	\$1,532	\$10,740
Legacy Traditional School - Glendale		\$6,182,789	\$515,087	\$3,196,619	\$710,111	\$1,584,451	\$12,189,057
Total Attending ADM:	1,221.0546	\$5,063	\$422	\$2,618	\$582	\$1,298	\$9,982
Legacy Traditional School - Goodyear		\$2,782,642	\$230,091	\$1,792,234	\$534,391	\$1,043,407	\$6,382,765
Total Attending ADM:	540.0757	\$5,152	\$426	\$3,318	\$989	\$1,932	\$11,818
Legacy Traditional School - Laveen Village		\$4,540,213	\$202,094	\$2,581,383	\$618,770	\$1,331,932	\$9,274,392
Total Attending ADM:	926.4034	\$4,901	\$218	\$2,786	\$668	\$1,438	\$10,011
Legacy Traditional School - Mesa		\$2,676,366	\$53,557	\$1,540,987	\$358,108	\$834,441	\$5,463,459
Total Attending ADM:	420.4849	\$6,365	\$127	\$3,665	\$852	\$1,984	\$12,993
Legacy Traditional School - North Chandler		\$4,144,732	\$302,909	\$2,546,564	\$574,560	\$1,335,461	\$8,904,226
Total Attending ADM:	890.6972	\$4,653	\$340	\$2,859	\$645	\$1,499	\$9,997
Legacy Traditional School - North Phoenix		\$2,509,253	\$74,652	\$1,624,941	\$362,200	\$1,486,820	\$6,057,866
Total Attending ADM:	563.6722	\$4,452	\$132	\$2,883	\$643	\$2,638	\$10,747
Legacy Traditional School - Peoria		\$2,867,117	\$316,253	\$1,793,347	\$579,215	\$1,049,285	\$6,605,217
Total Attending ADM:	569.3812	\$5,035	\$555	\$3,150	\$1,017	\$1,843	\$11,601
Legacy Traditional School - Phoenix		\$6,022,829	\$534,577	\$3,844,078	\$1,117,923	\$1,929,387	\$13,448,794
Total Attending ADM:	1,225.5986	\$4,914	\$436	\$3,136	\$912	\$1,574	\$10,973
Legacy Traditional School - Surprise		\$9,982,569	\$562,480	\$5,238,714	\$1,019,620	\$2,617,241	\$19,430,624
Total Attending ADM:	2,004.7612	\$4,984	\$281	\$2,613	\$509	\$1,306	\$9,692
Legacy Traditional School - West Surprise		\$5,277,549	\$339,753	\$3,181,979	\$542,113	\$1,682,829	\$11,024,223
Total Attending ADM:	1,149.6488	\$4,591	\$296	\$2,768	\$472	\$1,464	\$9,589
Liberty Traditional Charter School		\$2,681,636	\$64,533	\$4,100,270	\$300,761	\$1,646,883	\$8,794,083
Total Attending ADM:	570.5332	\$4,700	\$113	\$7,187	\$527	\$2,887	\$15,414
Lincoln Preparatory Academy		\$3,835,025	\$403,890	\$1,280,028	\$387,495	\$1,446,869	\$7,353,307
Total Attending ADM:	614.0008	\$6,246	\$658	\$2,085	\$631	\$2,356	\$11,976

Current Expenditures for Charter Schools		Classroom Instruction	Classroom Supplies	Administration	Student Support Services	Other Support Services	Total Current Expenditures
Maricopa							
Little Lamb Community School	078997000	\$826,504	\$32,439	\$437,153	\$55,024	\$299,065	\$1,650,185
Total Attending ADM:	116.9115	\$7,069	\$277	\$3,739	\$471	\$2,558	\$14,115
Madison Highland Prep	078219000	\$3,051,465	\$695,893	\$1,429,923	\$34,089	\$915,022	\$6,126,392
Total Attending ADM:	509.2269	\$5,992	\$1,367	\$2,808	\$67	\$1,797	\$12,031
Madison Highland Prep Phoenix	078419000	\$2,393,461	\$489,474	\$657,702	\$7,584	\$1,176,015	\$4,724,236
Total Attending ADM:	423.3446	\$5,654	\$1,156	\$1,554	\$18	\$2,778	\$11,159
Maricopa County Community College District dba Gat	078647000	\$2,402,561	\$322,010	\$693,337	\$235,061	\$29,042	\$3,682,011
Total Attending ADM:	347.7145	\$6,910	\$926	\$1,994	\$676	\$84	\$10,589
Manyvale Preparatory Academy	078592000	\$7,323,312	\$382,375	\$2,534,436	\$1,723,816	\$3,186,978	\$15,150,917
Total Attending ADM:	1,136.3972	\$6,444	\$336	\$2,230	\$1,517	\$2,804	\$13,332
MCCCD on behalf of Phoenix College Preparatory Aca	078743000	\$1,698,549	\$62,333	\$668,708	\$208,227	\$64,836	\$2,702,653
Total Attending ADM:	254.0049	\$6,687	\$245	\$2,633	\$820	\$255	\$10,640
Metropolitan Arts Institute, Inc.	078906000	\$1,425,147	\$122,635	\$516,870	\$296,230	\$371,587	\$2,732,469
Total Attending ADM:	248.2289	\$5,741	\$494	\$2,082	\$1,193	\$1,497	\$11,008
Midtown Primary School	078976000	\$750,718	\$19,667	\$325,467	\$150,792	\$478,089	\$1,724,733
Total Attending ADM:	97.4272	\$7,705	\$202	\$3,341	\$1,548	\$4,907	\$17,703
Milestones Charter School	078791000	\$1,161,544	\$61,602	\$622,658	\$536,979	\$341,108	\$2,723,891
Total Attending ADM:	166.5395	\$6,975	\$370	\$3,739	\$3,224	\$2,048	\$16,356
Montessori Academy, Inc.	078977000	\$977,828	\$33,671	\$403,524	\$118,887	\$241,133	\$1,775,043
Total Attending ADM:	95.8933	\$10,197	\$351	\$4,208	\$1,240	\$2,515	\$18,511
Montessori Day Public Schools Chartered, Inc.	078758000	\$843,212	\$38,492	\$127,078	\$117,320	\$786,100	\$1,912,202
Total Attending ADM:	164.0701	\$5,139	\$235	\$775	\$715	\$4,791	\$11,655
Montessori Education Centre Charter School	078763000	\$3,369,915	\$120,429	\$280,167	\$175,209	\$1,037,244	\$4,982,964
Total Attending ADM:	405.1439	\$8,318	\$297	\$692	\$432	\$2,560	\$12,299
New Horizon School for the Performing Arts	078771000	\$696,632	\$40,756	\$552,547	\$85,055	\$400,956	\$1,775,946
Total Attending ADM:	108.0750	\$6,446	\$377	\$5,113	\$787	\$3,710	\$16,433
New Learning Ventures, Inc.	078692000	\$763,420	\$33,727	\$665,268	\$6,077	\$161,731	\$1,630,223
Total Attending ADM:	115.7740	\$6,594	\$291	\$5,746	\$52	\$1,397	\$14,081
New School For The Arts	078903000	\$1,235,150	\$181,677	\$595,947	\$0	\$319,231	\$2,332,005
Total Attending ADM:	171.7095	\$7,193	\$1,058	\$3,471	\$0	\$1,859	\$13,581
New School for the Arts Middle School	078981000	\$585,088	\$64,789	\$154,207	\$58,821	\$153,047	\$1,015,952
Total Attending ADM:	75.9580	\$7,703	\$853	\$2,030	\$774	\$2,015	\$13,375
New World Educational Center	078760000	\$1,000,017	\$30,215	\$458,866	\$100,815	\$702,412	\$2,292,325
Total Attending ADM:	194.3463	\$5,146	\$155	\$2,361	\$519	\$3,614	\$11,795
Noah Webster Schools - Mesa	078930000	\$2,129,661	\$54,832	\$1,089,812	\$51,762	\$1,943,068	\$5,269,135
Total Attending ADM:	479.1195	\$4,445	\$114	\$2,275	\$108	\$4,055	\$10,998
Noah Webster Schools-Pima	078261000	\$1,079,733	\$21,306	\$241,004	\$156,326	\$1,767,696	\$3,266,065
Total Attending ADM:	232.2198	\$4,650	\$92	\$1,038	\$673	\$7,612	\$14,065
North Phoenix Preparatory Academy	078584000	\$3,638,930	\$273,549	\$1,260,284	\$463,812	\$1,508,450	\$7,145,025
Total Attending ADM:	653.8624	\$5,565	\$418	\$1,927	\$709	\$2,307	\$10,927
North Star Charter School, Inc.	078945000	\$783,780	\$35,308	\$1,536,774	\$10,254	\$267,881	\$2,633,997

Current Expenditures for Charter Schools		Classroom Instruction	Classroom Supplies	Administration	Student Support Services	Other Support Services	Total Current Expenditures
Maricopa							
Total Attending ADM:	244.5050	\$3,206	\$144	\$6,285	\$42	\$1,096	\$10,773
Ombudsman Educational Services, Ltd., a subsidiary		\$6,065,131	\$422,115	\$5,729,730	\$33,446	\$1,902,926	\$14,153,348
Total Attending ADM:	1,571.1719	\$3,860	\$269	\$3,647	\$21	\$1,211	\$9,008
P.L.C. Charter Schools		\$4,147,424	\$184,611	\$1,369,643	\$948,617	\$1,603,055	\$8,253,350
Total Attending ADM:	854.4536	\$4,854	\$216	\$1,603	\$1,110	\$1,876	\$9,659
Pan-American Elementary Charter		\$5,896,860	\$344,428	\$1,613,007	\$227,107	\$5,635,742	\$13,719,144
Total Attending ADM:	1,166.0459	\$5,059	\$295	\$1,383	\$195	\$4,833	\$11,766
Paragon Management, Inc.		\$15,912,650	\$1,303,268	\$3,991,500	\$2,297,975	\$3,981,986	\$27,487,379
Total Attending ADM:	2,875.6790	\$5,534	\$453	\$1,388	\$799	\$1,385	\$9,559
PAS Charter, Inc., dba Intelli-School		\$553,580	\$4,524	\$263,201	\$602,392	\$521,809	\$1,945,506
Total Attending ADM:	95.4230	\$5,801	\$47	\$2,758	\$6,313	\$5,468	\$20,388
Pathfinder Charter School Foundation		\$2,101,157	\$255,937	\$1,023,196	\$361,346	\$1,956,356	\$5,697,992
Total Attending ADM:	400.6304	\$5,245	\$639	\$2,554	\$902	\$4,883	\$14,223
Pathways In Education-Arizona, Inc.		\$1,270,249	\$130,925	\$409,694	\$215,781	\$786,776	\$2,813,425
Total Attending ADM:	203.7199	\$6,235	\$643	\$2,011	\$1,059	\$3,862	\$13,810
Paul Revere Academy, Inc.		\$791,808	\$95,165	\$315,024	\$39,064	\$126,391	\$1,367,452
Total Attending ADM:	56.9620	\$13,901	\$1,671	\$5,530	\$686	\$2,219	\$24,006
Pensar Academy		\$813,714	\$85,743	\$651,745	\$109,892	\$369,216	\$2,030,310
Total Attending ADM:	204.3816	\$3,981	\$420	\$3,189	\$538	\$1,807	\$9,934
Phoenix International Academy		\$2,477,167	\$202,695	\$977,158	\$258,544	\$2,035,650	\$5,951,214
Total Attending ADM:	249.7813	\$9,917	\$811	\$3,912	\$1,035	\$8,150	\$23,826
Phoenix School of Academic Excellence The		\$358,604	\$47,289	\$384,172	\$46,235	\$599,326	\$1,435,626
Total Attending ADM:	94.2367	\$3,805	\$502	\$4,077	\$491	\$6,360	\$15,234
Pillar Charter School		\$93,446	\$4,296	\$102,837	\$29,712	\$36,689	\$266,980
Total Attending ADM:	5.6336	\$16,587	\$763	\$18,254	\$5,274	\$6,513	\$47,391
Pinnacle Education-Tempe, Inc.		\$880,861	\$99	\$443,911	\$154,404	\$402,632	\$1,881,907
Total Attending ADM:	291.1505	\$3,025	\$0	\$1,525	\$530	\$1,383	\$6,464
Pinnacle Education-WMCB, Inc.		\$153,714	\$1	\$193,370	\$20,354	\$84,394	\$451,833
Total Attending ADM:	68.1372	\$2,256	\$0	\$2,838	\$299	\$1,239	\$6,631
Pioneer Preparatory School		\$3,244,185	\$111,843	\$939,896	\$97,813	\$743,449	\$5,137,186
Total Attending ADM:	350.2023	\$9,264	\$319	\$2,684	\$279	\$2,123	\$14,669
Pioneer Technology & Arts Academy of Arizona		\$2,396,839	\$197,541	\$796,353	\$404,786	\$1,613,093	\$5,408,612
Total Attending ADM:	394.7018	\$6,073	\$500	\$2,018	\$1,026	\$4,087	\$13,703
Premier Charter High School		\$912,404	\$81,468	\$280,759	\$257,142	\$503,591	\$2,035,364
Total Attending ADM:	137.4367	\$6,639	\$593	\$2,043	\$1,871	\$3,664	\$14,809
Premier Prep Online Academy		\$814,853	\$146,051	\$676,281	\$309,331	\$325,415	\$2,271,931
Total Attending ADM:	225.6993	\$3,610	\$647	\$2,996	\$1,371	\$1,442	\$10,066
Primavera Virtual Academy (American Virtual Academy)		\$61,950,604	\$0	\$7,534,723	\$2,812,215	\$727,599	\$73,025,141
Total Attending ADM:	7,465.3051	\$8,298	\$0	\$1,009	\$377	\$97	\$9,782
Reid Traditional Schools' Painted Rock Academy Inc		\$1,869,346	\$53,053	\$334,180	\$9,355	\$508,788	\$2,774,722
Total Attending ADM:	385.7726	\$4,846	\$138	\$866	\$24	\$1,319	\$7,193

Current Expenditures for Charter Schools		Classroom Instruction	Classroom Supplies	Administration	Student Support Services	Other Support Services	Total Current Expenditures
Maricopa							
Reid Traditional Schools' Valley Academy, Inc.	078749000	\$3,671,152	\$79,201	\$876,790	\$80,768	\$1,681,311	\$6,389,222
Total Attending ADM:	Per ADM Amounts:	\$5,537	\$119	\$1,322	\$122	\$2,536	\$9,636
Research Based Education Corporation	078560000	\$363,360	\$10,529	\$141,723	\$65,546	\$376,929	\$958,087
Total Attending ADM:	Per ADM Amounts:	\$4,945	\$143	\$1,929	\$892	\$5,130	\$13,039
Ridgeline Academy, Inc.	078609000	\$5,391,405	\$324,503	\$1,279,334	\$711,476	\$1,153,776	\$8,860,494
Total Attending ADM:	Per ADM Amounts:	\$6,516	\$392	\$1,546	\$860	\$1,394	\$10,708
Roosevelt Preparatory Academy	078266000	\$5,463,295	\$332,944	\$2,022,504	\$586,281	\$2,426,003	\$10,831,027
Total Attending ADM:	Per ADM Amounts:	\$6,351	\$387	\$2,351	\$682	\$2,820	\$12,592
Rosefield Charter Elementary School, Inc.	078508000	\$2,570,802	\$76,984	\$1,548,749	\$527,966	\$1,970,302	\$6,694,803
Total Attending ADM:	Per ADM Amounts:	\$5,321	\$159	\$3,206	\$1,093	\$4,078	\$13,857
Sage Academy, Inc.	078688000	\$361,313	\$21,043	\$215,144	\$34,114	\$602,037	\$1,233,651
Total Attending ADM:	Per ADM Amounts:	\$5,275	\$307	\$3,141	\$498	\$8,790	\$18,012
Salt River Pima-Maricopa Community Schools	078656000	\$1,144,363	\$254,417	\$528,508	\$203,514	\$437,764	\$2,568,566
Total Attending ADM:	Per ADM Amounts:	\$16,638	\$3,699	\$7,684	\$2,959	\$6,365	\$37,345
San Tan Montessori School, Inc.	078539000	\$4,578,063	\$333,815	\$1,985,118	\$197,212	\$64,630	\$7,158,838
Total Attending ADM:	Per ADM Amounts:	\$5,235	\$382	\$2,270	\$225	\$74	\$8,186
SC Jensen Corporation, Inc. dba Intelli-School	078962000	\$270,493	\$2,002	\$180,416	\$236,942	\$244,547	\$934,400
Total Attending ADM:	Per ADM Amounts:	\$5,403	\$40	\$3,604	\$4,733	\$4,885	\$18,664
Scholars Academy Sunnyslope	078624000	\$1,503,105	\$157,197	\$843,351	\$308,907	\$967,536	\$3,780,096
Total Attending ADM:	Per ADM Amounts:	\$4,850	\$507	\$2,721	\$997	\$3,122	\$12,197
Scottsdale Country Day School	078243000	\$725,236	\$23,118	\$415,225	\$78,043	\$221,584	\$1,463,206
Total Attending ADM:	Per ADM Amounts:	\$5,914	\$189	\$3,386	\$636	\$1,807	\$11,932
Scottsdale Preparatory Academy	078533000	\$5,093,092	\$551,497	\$2,037,926	\$711,214	\$2,135,635	\$10,529,364
Total Attending ADM:	Per ADM Amounts:	\$5,719	\$619	\$2,289	\$799	\$2,398	\$11,824
Self Development Academy-Phoenix	078256000	\$1,127,533	\$60,934	\$760,147	\$90,762	\$648,249	\$2,687,625
Total Attending ADM:	Per ADM Amounts:	\$5,008	\$271	\$3,376	\$403	\$2,879	\$11,936
Self Development Charter School	078796000	\$1,351,327	\$83,731	\$544,567	\$20,997	\$1,142,434	\$3,143,056
Total Attending ADM:	Per ADM Amounts:	\$4,689	\$291	\$1,890	\$73	\$3,965	\$10,907
Skyline Gila River Schools, LLC	078566000	\$1,530,067	\$107,217	\$1,008,499	\$399,902	\$2,053,148	\$5,098,833
Total Attending ADM:	Per ADM Amounts:	\$6,301	\$442	\$4,153	\$1,647	\$8,455	\$20,998
Skyline Schools, Inc.	078914000	\$890,639	\$64,660	\$316,039	\$373,133	\$1,916,137	\$3,560,608
Total Attending ADM:	Per ADM Amounts:	\$5,224	\$379	\$1,854	\$2,189	\$11,239	\$20,884
SLAM Arizona, Inc.	078625000	\$441,737	\$202,107	\$58,705	\$8,157	\$458,645	\$1,169,351
Total Attending ADM:	Per ADM Amounts:	\$8,214	\$3,758	\$1,092	\$152	\$8,529	\$21,745
Somerset Academy Arizona, Inc.	078622000	\$952,202	\$109,474	\$166,491	\$49,138	\$734,002	\$2,011,307
Total Attending ADM:	Per ADM Amounts:	\$7,015	\$806	\$1,227	\$362	\$5,407	\$14,817
South Phoenix Academy Inc.	078599000	\$1,578,599	\$59,383	\$198,060	\$213,824	\$800,495	\$2,850,361
Total Attending ADM:	Per ADM Amounts:	\$6,081	\$229	\$763	\$824	\$3,084	\$10,981
South Valley Academy, Inc.	078578000	\$1,416,613	\$38,244	\$141,849	\$369,357	\$756,106	\$2,722,169
Total Attending ADM:	Per ADM Amounts:	\$5,516	\$149	\$552	\$1,438	\$2,944	\$10,599
Southwest Leadership Academy	078228000	\$1,289,547	\$106,865	\$652,917	\$355,740	\$20,702	\$2,425,771

Current Expenditures for Charter Schools		Classroom Instruction	Classroom Supplies	Administration	Student Support Services	Other Support Services	Total Current Expenditures
Maricopa							
Total Attending ADM:	219.5699	\$5,873	\$487	\$2,974	\$1,620	\$94	\$11,048
STEP UP Schools, Inc.		\$516,113	\$24,769	\$251,934	\$186,926	\$221,540	\$1,201,282
Total Attending ADM:	54.9818	\$9,387	\$450	\$4,582	\$3,400	\$4,029	\$21,849
Stepping Stones Academy		\$1,283,477	\$222,857	\$592,544	\$14,958	\$359,409	\$2,473,245
Total Attending ADM:	208.7319	\$6,149	\$1,068	\$2,839	\$72	\$1,722	\$11,849
Success School		\$5,093,750	\$391,698	\$2,552,806	\$1,733,852	\$1,539,523	\$11,311,629
Total Attending ADM:	981.9751	\$5,187	\$399	\$2,600	\$1,766	\$1,568	\$11,519
Sun Valley Academy - Avondale, Inc.		\$1,781,120	\$160,464	\$1,076,635	\$141,878	\$1,913,250	\$5,073,347
Total Attending ADM:	432.9974	\$4,113	\$371	\$2,486	\$328	\$4,419	\$11,717
Sun Valley Academy - Glendale, Inc.		\$890,623	\$140,327	\$652,024	\$40,857	\$1,049,129	\$2,772,960
Total Attending ADM:	171.8935	\$5,181	\$816	\$3,793	\$238	\$6,103	\$16,132
Sun Valley Academy - South Mountain, Inc.		\$2,066,480	\$110,738	\$1,232,036	\$207,405	\$2,342,204	\$5,958,863
Total Attending ADM:	561.6218	\$3,679	\$197	\$2,194	\$369	\$4,170	\$10,610
Synergy Public School, Inc.		\$2,407,859	\$336,433	\$1,007,695	\$304,084	\$1,282,386	\$5,338,457
Total Attending ADM:	534.7905	\$4,502	\$629	\$1,884	\$569	\$2,398	\$9,982
Tempe Preparatory Academy		\$3,424,786	\$122,346	\$851,777	\$514,416	\$503,997	\$5,417,322
Total Attending ADM:	430.4805	\$7,956	\$284	\$1,979	\$1,195	\$1,171	\$12,584
The Farm at Mission Montessori Academy		\$199,092	\$9,090	\$160,899	\$14,705	\$102,599	\$486,385
Total Attending ADM:	43.7200	\$4,554	\$208	\$3,680	\$336	\$2,347	\$11,125
The Odyssey Preparatory Academy, Inc.		\$15,690,151	\$1,608,545	\$5,250,448	\$495,502	\$8,560,759	\$31,605,405
Total Attending ADM:	2,967.8929	\$5,287	\$542	\$1,769	\$167	\$2,884	\$10,649
The Paideia Academies, Inc		\$4,419,731	\$144,822	\$1,545,448	\$892,123	\$1,662,516	\$8,664,640
Total Attending ADM:	796.6496	\$5,548	\$182	\$1,940	\$1,120	\$2,087	\$10,876
Think Through Academy		\$363,840	\$7,645	\$67,070	\$11,261	\$300,438	\$750,254
Total Attending ADM:	60.5200	\$6,012	\$126	\$1,108	\$186	\$4,964	\$12,397
ThrivePoint High School, Inc.		\$4,136,021	\$60,209	\$6,342,392	\$674,341	\$1,974,526	\$13,187,489
Total Attending ADM:	1,403.3118	\$2,947	\$43	\$4,520	\$481	\$1,407	\$9,397
Trivium Preparatory Academy		\$5,527,097	\$457,497	\$1,883,237	\$510,842	\$1,813,852	\$10,192,525
Total Attending ADM:	874.1118	\$6,323	\$523	\$2,154	\$584	\$2,075	\$11,660
Valley of the Sun Waldorf Education Association, d		\$1,845,035	\$110,817	\$391,523	\$390,895	\$403,641	\$3,141,911
Total Attending ADM:	265.3368	\$6,954	\$418	\$1,476	\$1,473	\$1,521	\$11,841
Valor Preparatory Academy, LLC		\$1,164,350	\$0	\$1,444,393	\$395,238	\$480,400	\$3,484,381
Total Attending ADM:	232.8226	\$5,001	\$0	\$6,204	\$1,698	\$2,063	\$14,966
Vector School District, Inc.		\$1,241,648	\$57,599	\$233,755	\$207,550	\$1,000,615	\$2,741,167
Total Attending ADM:	212.0594	\$5,855	\$272	\$1,102	\$979	\$4,719	\$12,926
Veritas Preparatory Academy		\$4,661,843	\$557,943	\$1,817,625	\$614,359	\$1,998,749	\$9,650,519
Total Attending ADM:	776.4451	\$6,004	\$719	\$2,341	\$791	\$2,574	\$12,429
Victory Collegiate Academy Corporation		\$1,505,096	\$520,021	\$1,058,185	\$23,884	\$738,089	\$3,845,275
Total Attending ADM:	296.2618	\$5,080	\$1,755	\$3,572	\$81	\$2,491	\$12,979
Villa Montessori Charter School		\$5,228,864	\$347,279	\$1,199,610	\$119,860	\$1,142,848	\$8,038,461
Total Attending ADM:	470.3350	\$11,117	\$738	\$2,551	\$255	\$2,430	\$17,091

Current Expenditures for Charter Schools		Classroom Instruction	Classroom Supplies	Administration	Student Support Services	Other Support Services	Total Current Expenditures
Maricopa							
Vista Charter School		\$45,216	\$1	\$118,070	\$15,859	\$106,091	\$285,237
Total Attending ADM:	9,1415	\$4,946	\$0	\$12,916	\$1,735	\$11,605	\$31,202
Vista College Preparatory, Inc.		\$7,131,954	\$635,204	\$7,008,289	\$773,400	\$4,282,143	\$19,830,970
Total Attending ADM:	1,555,9105	\$4,584	\$408	\$4,504	\$497	\$2,752	\$12,746
West Gilbert Charter Elementary School, Inc.		\$2,582,880	\$137,901	\$1,437,613	\$237,467	\$1,491,317	\$5,887,178
Total Attending ADM:	406,4519	\$6,355	\$339	\$3,537	\$584	\$3,669	\$14,484
West Gilbert Charter Middle School, Inc.		\$453,750	\$117,087	\$512,979	\$145,884	\$34,377	\$1,264,087
Total Attending ADM:	85,4940	\$5,307	\$1,370	\$6,000	\$1,706	\$402	\$14,786
West Valley Arts and Technology Academy, Inc.		\$779,334	\$49,561	\$391,922	\$202,645	\$757,639	\$2,181,101
Total Attending ADM:	194,4571	\$4,008	\$255	\$2,015	\$1,042	\$3,896	\$11,216
Western School of Science and Technology, Inc.		\$3,051,084	\$46,642	\$1,606,526	\$1,023,462	\$1,085,283	\$6,822,997
Total Attending ADM:	517,0042	\$5,901	\$90	\$3,107	\$1,980	\$2,119	\$13,197
Maricopa		\$883,109,474	\$55,107,384	\$382,584,577	\$128,559,260	\$356,643,192	\$1,806,003,887
Total Attending ADM:	162,747,0233	\$5,426	\$339	\$2,351	\$790	\$2,191	\$11,097

Current Expenditures for Charter Schools		Classroom Instruction	Classroom Supplies	Administration	Student Support Services	Other Support Services	Total Current Expenditures
Mohave							
Academy of Building Industries, Inc.	088704000	\$598,436	\$74,630	\$434,065	\$72,642	\$209,921	\$1,389,714
Total Attending ADM:	107.9270	\$5,545	\$691	\$4,022	\$673	\$1,945	\$12,876
Desert Star Academy	088705000	\$3,473,846	\$318,179	\$1,290,431	\$452,066	\$1,887,677	\$7,422,199
Total Attending ADM:	645.4103	\$5,382	\$493	\$1,999	\$700	\$2,925	\$11,500
Kingman Academy Of Learning	088620000	\$6,709,004	\$442,469	\$2,104,003	\$583,228	\$3,611,806	\$13,450,510
Total Attending ADM:	1,294.6972	\$5,182	\$342	\$1,625	\$450	\$2,790	\$10,389
Masada Charter School, Inc.	088759000	\$3,155,044	\$169,561	\$899,048	\$519,905	\$804,903	\$5,548,461
Total Attending ADM:	496.7950	\$6,351	\$341	\$1,810	\$1,047	\$1,620	\$11,169
Mohave Accelerated Elementary School, Inc.	088703000	\$2,596,778	\$127,383	\$597,314	\$138,045	\$15,404	\$3,474,924
Total Attending ADM:	484.2286	\$5,363	\$263	\$1,234	\$285	\$32	\$7,176
Mohave Accelerated Learning Center	088758000	\$2,553,000	\$147,318	\$1,453,311	\$231,254	\$402,758	\$4,787,641
Total Attending ADM:	517.2726	\$4,936	\$285	\$2,810	\$447	\$779	\$9,256
Telesis Center for Learning, Inc.	088702000	\$1,878,676	\$113,587	\$1,168,913	\$238,004	\$692,666	\$4,091,846
Total Attending ADM:	304.7671	\$6,164	\$373	\$3,835	\$781	\$2,273	\$13,426
Young Scholars Academy Charter School Corp.	088755000	\$2,518,415	\$50,525	\$583,061	\$360,794	\$369,444	\$3,882,239
Total Attending ADM:	386.1555	\$6,522	\$131	\$1,510	\$934	\$957	\$10,054
Mohave	Totals	\$23,483,199	\$1,443,652	\$8,530,166	\$2,595,938	\$7,994,579	\$44,047,534
Total Attending ADM:	4,237.2533	\$5,542	\$341	\$2,013	\$613	\$1,887	\$10,395

Current Expenditures for Charter Schools		Classroom Instruction	Classroom Supplies	Administration	Student Support Services	Other Support Services	Total Current Expenditures
Navajo							
Career Development, Inc.		\$387,161	\$30,263	\$263,910	\$57,356	\$289,506	\$1,028,196
Total Attending ADM:	59.0712	\$6,554	\$512	\$4,468	\$971	\$4,901	\$17,406
Shonto Governing Board of Education, Inc.							
Total Attending ADM:	57.9100	\$490,031	\$57,268	\$189,470	\$314,006	\$495,833	\$1,546,608
Navajo							
Total Attending ADM:	116.9812	\$877,192	\$87,531	\$453,380	\$371,362	\$785,339	\$2,574,804
		\$7,499	\$748	\$3,876	\$3,175	\$6,713	\$22,010

Current Expenditures for Charter Schools		Classroom Instruction	Classroom Supplies	Administration	Student Support Services	Other Support Services	Total Current Expenditures
Pima							
Academy Del Sol, Inc.	108734000	\$2,533,724	\$223,447	\$1,510,547	\$599,687	\$1,459,985	\$6,327,390
Total Attending ADM:	681.0826	\$3,720	\$328	\$2,218	\$880	\$2,144	\$9,290
Academy of Mathematics and Science South, Inc.	078242000	\$16,208,260	\$398,915	\$19,189,866	\$2,357,821	\$5,039,760	\$43,194,622
Total Attending ADM:	5,757.4323	\$2,815	\$69	\$3,333	\$410	\$875	\$7,502
Academy of Mathematics and Science, Inc.	108713000	\$1,910,668	\$61,137	\$1,528,793	\$162,910	\$910,003	\$4,573,511
Total Attending ADM:	557.4424	\$3,428	\$110	\$2,743	\$292	\$1,632	\$8,204
Academy of Tucson, Inc.	108665000	\$2,503,667	\$94,823	\$1,441,801	\$530,763	\$641,868	\$5,212,922
Total Attending ADM:	418.8931	\$5,977	\$226	\$3,442	\$1,267	\$1,532	\$12,445
American Charter Schools Foundation d.b.a. Alta Vi	108794000	\$2,040,449	\$70,496	\$1,009,847	\$462,433	\$2,124,338	\$5,707,563
Total Attending ADM:	488.7783	\$4,175	\$144	\$2,066	\$946	\$4,346	\$11,677
Appender Tucson	108785000	\$1,615,979	\$81,992	\$546,203	\$270,783	\$578,666	\$3,093,623
Total Attending ADM:	217.9448	\$7,415	\$376	\$2,506	\$1,242	\$2,655	\$14,195
Arizona Community Development Corporation	108709000	\$9,305,510	\$331,869	\$6,202,221	\$1,205,902	\$4,792,142	\$21,837,644
Total Attending ADM:	1,866.0209	\$4,987	\$178	\$3,324	\$646	\$2,568	\$11,703
BASIS Charter Schools, Inc.	108725000	\$3,821,643	\$117,360	\$1,102,574	\$741,977	\$1,312,018	\$7,095,572
Total Attending ADM:	706.5783	\$5,409	\$166	\$1,560	\$1,050	\$1,857	\$10,042
BASIS Charter Schools, Inc.	108737000	\$4,263,432	\$121,288	\$1,071,857	\$409,153	\$1,528,077	\$7,393,787
Total Attending ADM:	746.2135	\$5,713	\$163	\$1,436	\$548	\$2,048	\$9,908
BASIS Charter Schools, Inc.	108404000	\$2,900,656	\$103,224	\$872,423	\$521,278	\$1,331,667	\$5,729,248
Total Attending ADM:	564.3666	\$5,140	\$183	\$1,546	\$924	\$2,360	\$10,152
Blue Adobe Project	108501000	\$348,372	\$34,440	\$176,381	\$79,566	\$308,236	\$946,995
Total Attending ADM:	58.6781	\$5,937	\$587	\$3,006	\$1,356	\$5,253	\$16,139
Canyon Rose Academy, Inc.	108715000	\$1,294,107	\$112,478	\$535,504	\$333,864	\$945,797	\$3,221,750
Total Attending ADM:	298.9785	\$4,328	\$376	\$1,791	\$1,117	\$3,163	\$10,776
Carden of Tucson, Inc.	108777000	\$493,132	\$12,928	\$97,917	\$45,345	\$123,140	\$772,462
Total Attending ADM:	48.2200	\$10,227	\$288	\$2,031	\$940	\$2,554	\$16,020
CITY Center for Collaborative Learning	108720000	\$1,900,750	\$85,309	\$1,324,863	\$165,594	\$1,106,866	\$4,583,382
Total Attending ADM:	293.3423	\$6,480	\$291	\$4,516	\$565	\$3,773	\$15,625
Coleman Academy Arizona	108740000	\$996,989	\$263,199	\$467,151	\$354,731	\$90,868	\$2,172,938
Total Attending ADM:	177.4014	\$5,620	\$1,484	\$2,633	\$2,000	\$512	\$12,249
Compass High School, Inc.	108788000	\$1,260,883	\$487,513	\$2,003,697	\$228,920	\$2,617,710	\$6,598,723
Total Attending ADM:	448.0026	\$2,814	\$1,088	\$4,473	\$511	\$5,843	\$14,729
CPLC Community Schools dba Hiaki High School	108505000	\$404,383	\$19,305	\$392,345	\$111,238	\$230,844	\$1,158,115
Total Attending ADM:	87.8581	\$4,603	\$220	\$4,466	\$1,266	\$2,627	\$13,182
CPLC Community Schools dba Toltecalli High School	108793000	\$742,936	\$52,958	\$610,611	\$144,305	\$236,205	\$1,787,015
Total Attending ADM:	130.5474	\$5,691	\$406	\$4,677	\$1,105	\$1,809	\$13,689
Daisy Education Corporation dba Sonoran Science Ac	108666000	\$4,782,459	\$133,887	\$1,898,417	\$243,216	\$813,739	\$7,871,698
Total Attending ADM:	735.4637	\$6,503	\$182	\$2,581	\$331	\$1,106	\$10,703
Daisy Education Corporation dba Sonoran Science Ac	108502000	\$2,506,166	\$128,438	\$1,259,654	\$106,399	\$912,880	\$4,913,537

Current Expenditures for Charter Schools			Classroom Instruction	Classroom Supplies	Administration	Student Support Services	Other Support Services	Total Current Expenditures
Pima								
Total Attending ADM:	421.5487	\$5,945	\$5,945	\$305	\$2,988	\$252	\$2,166	\$11,656
Daisy Education Corporation dba Sonoran Science Ac		\$2,234,808	\$2,234,808	\$90,658	\$1,063,334	\$121,576	\$886,276	\$4,396,652
Total Attending ADM:	447.4620	\$4,994	\$4,994	\$203	\$2,376	\$272	\$1,981	\$9,826
Desert Rose Academy, Inc.		\$563,539	\$563,539	\$32,963	\$454,566	\$106,807	\$452,446	\$1,610,321
Total Attending ADM:	136.1742	\$4,138	\$4,138	\$242	\$3,338	\$784	\$3,323	\$11,825
Desert Sage School		\$627,455	\$627,455	\$154,259	\$422,302	\$30,103	\$393,008	\$1,627,127
Total Attending ADM:	89.0526	\$7,046	\$7,046	\$1,732	\$4,742	\$338	\$4,413	\$18,272
Desert Sky Community School, Inc.		\$228,092	\$228,092	\$1,299	\$132,289	\$30,949	\$101,172	\$493,801
Total Attending ADM:	33.6550	\$6,777	\$6,777	\$39	\$3,931	\$920	\$3,006	\$14,672
Eastpointe High School, Inc.		\$3,078,083	\$3,078,083	\$94,712	\$2,122,495	\$263,903	\$319,212	\$5,878,405
Total Attending ADM:	620.5775	\$4,960	\$4,960	\$153	\$3,420	\$425	\$514	\$9,472
Ed Ahead		\$0	\$0	\$0	\$0	\$0	\$0	\$0
Total Attending ADM:	20.6343	\$0	\$0	\$0	\$0	\$0	\$0	\$0
Edge School, Inc., The		\$945,665	\$945,665	\$49,543	\$467,366	\$363,570	\$523,689	\$2,349,833
Total Attending ADM:	144.5397	\$6,543	\$6,543	\$343	\$3,233	\$2,515	\$3,623	\$16,257
Educational Impact, Inc.		\$829,905	\$829,905	\$62,337	\$195,588	\$70,828	\$633,723	\$1,792,381
Total Attending ADM:	129.6076	\$6,403	\$6,403	\$481	\$1,509	\$546	\$4,890	\$13,829
Great Expectations Academy		\$1,083,928	\$1,083,928	\$62,303	\$694,585	\$134,538	\$180,056	\$2,155,410
Total Attending ADM:	163.1624	\$6,643	\$6,643	\$382	\$4,257	\$825	\$1,104	\$13,210
Griffin Foundation, Inc. The		\$616,966	\$616,966	\$67,101	\$305,590	\$73,280	\$324,456	\$1,387,393
Total Attending ADM:	87.7578	\$7,030	\$7,030	\$765	\$3,482	\$835	\$3,697	\$15,809
Heasan Educational Services		\$372,539	\$372,539	\$15,234	\$372,642	\$242,234	\$378,157	\$1,380,806
Total Attending ADM:	55.5129	\$6,711	\$6,711	\$274	\$6,713	\$4,364	\$6,812	\$24,874
Hermosa Montessori Charter School		\$1,504,572	\$1,504,572	\$30,122	\$683,190	\$142,607	\$529,189	\$2,889,680
Total Attending ADM:	198.0100	\$7,598	\$7,598	\$152	\$3,450	\$720	\$2,673	\$14,594
Highland Free School		\$208,196	\$208,196	\$13,823	\$49,721	\$26,355	\$101,888	\$399,983
Total Attending ADM:	28.6873	\$7,257	\$7,257	\$482	\$1,733	\$919	\$3,552	\$13,943
Kaizen Education Foundation dba Skyview High Schoo		\$1,794,477	\$1,794,477	\$3,358	\$908,516	\$519,124	\$1,527,327	\$4,752,802
Total Attending ADM:	133.6863	\$13,423	\$13,423	\$25	\$6,796	\$3,883	\$11,425	\$35,552
Khalsa Family Services		\$1,385,018	\$1,385,018	\$25,696	\$566,413	\$61,523	\$465,700	\$2,504,350
Total Attending ADM:	220.3760	\$6,285	\$6,285	\$117	\$2,570	\$279	\$2,113	\$11,364
Legacy Traditional School - Northwest Tucson		\$5,997,705	\$5,997,705	\$338,725	\$3,177,190	\$745,801	\$1,166,317	\$11,425,738
Total Attending ADM:	1,218.7479	\$4,921	\$4,921	\$278	\$2,607	\$612	\$957	\$9,375
Leman Academy of Excellence, Inc.		\$20,544,102	\$20,544,102	\$342,020	\$9,728,258	\$2,551,819	\$5,763,183	\$38,929,382
Total Attending ADM:	4,334.5842	\$4,740	\$4,740	\$79	\$2,244	\$589	\$1,330	\$8,981
Math and Science Success Academy, Inc.		\$1,742,483	\$1,742,483	\$53,269	\$2,520,937	\$159,074	\$644,562	\$5,120,325
Total Attending ADM:	718.3178	\$2,426	\$2,426	\$74	\$3,510	\$221	\$897	\$7,128
Montessori Schoolhouse of Tucson, Inc.		\$732,268	\$732,268	\$33,951	\$219,077	\$12,135	\$363,893	\$1,361,324
Total Attending ADM:	121.9661	\$6,004	\$6,004	\$278	\$1,796	\$99	\$2,984	\$11,161
Mountain Rose Academy, Inc.		\$838,184	\$838,184	\$26,429	\$398,589	\$170,923	\$530,736	\$1,964,861
Total Attending ADM:	164.6043	\$5,092	\$5,092	\$161	\$2,421	\$1,038	\$3,224	\$11,937

Current Expenditures for Charter Schools		Classroom Instruction	Classroom Supplies	Administration	Student Support Services	Other Support Services	Total Current Expenditures
Pima							
Nosotros, Inc	108707000	\$2,127,192	\$128,953	\$784,847	\$52,098	\$502,566	\$3,595,656
Total Attending ADM:	309.8141	\$6,866	\$416	\$2,533	\$168	\$1,622	\$11,606
Online School of Arizona	108604000	\$102,355	\$6,470	\$83,411	\$37,045	\$60,006	\$289,287
Total Attending ADM:	24.0398	\$4,258	\$289	\$3,470	\$1,541	\$2,496	\$12,034
Pima Prevention Partnership	108507000	\$639,353	\$32,891	\$531,485	\$290,837	\$405,493	\$1,900,059
Total Attending ADM:	125.0977	\$5,111	\$263	\$4,249	\$2,325	\$3,241	\$15,189
Pima Prevention Partnership dba Pima Partnership A	108799000	\$296,323	\$574	\$143,813	\$64,369	\$49,575	\$554,654
Total Attending ADM:	34.5974	\$8,565	\$17	\$4,157	\$1,861	\$1,433	\$16,032
Pima Prevention Partnership dba Pima Partnership S	108711000	\$524,877	\$17,085	\$373,070	\$160,768	\$519,984	\$1,595,784
Total Attending ADM:	93.1411	\$5,635	\$183	\$4,005	\$1,726	\$5,583	\$17,133
Pima Rose Academy, Inc.	108602000	\$2,496,704	\$116,389	\$628,012	\$374,903	\$854,744	\$4,470,752
Total Attending ADM:	441.4361	\$5,656	\$264	\$1,423	\$849	\$1,936	\$10,128
Portable Practical Educational Preparation, Inc. (108796000	\$27,216,660	\$6,555,906	\$20,158,890	\$5,679,120	\$2,469,707	\$62,080,283
Total Attending ADM:	5,482.3010	\$4,964	\$1,196	\$3,677	\$1,036	\$450	\$11,324
Portable Practical Educational Preparation, Inc. (108744000	\$3,386,961	\$193,325	\$1,593,901	\$2,779,420	\$370,094	\$8,323,701
Total Attending ADM:	711.7835	\$4,758	\$272	\$2,239	\$3,905	\$520	\$11,694
Presidio School	108778000	\$2,392,065	\$29,372	\$462,000	\$622,932	\$482,270	\$3,988,639
Total Attending ADM:	325.4348	\$7,350	\$90	\$1,420	\$1,914	\$1,482	\$12,256
Satori, Inc.	108719000	\$549,468	\$6,317	\$74,660	\$94,760	\$568,403	\$1,293,608
Total Attending ADM:	95.5313	\$5,752	\$66	\$782	\$992	\$5,950	\$13,541
Science Technology Engineering and Math Arizona	108514000	\$1,430,825	\$48,481	\$567,795	\$351,324	\$792,890	\$3,191,315
Total Attending ADM:	243.2856	\$5,881	\$199	\$2,334	\$1,444	\$3,259	\$13,118
Southern Arizona Community Academy, Inc.	10872000	\$306,526	\$37,381	\$261,635	\$155,124	\$308,852	\$1,069,518
Total Attending ADM:	85.4009	\$3,589	\$438	\$3,064	\$1,816	\$3,616	\$12,523
Southgate Academy, Inc.	108779000	\$2,410,918	\$93,227	\$702,830	\$593,832	\$706,823	\$4,507,630
Total Attending ADM:	355.6453	\$6,779	\$262	\$1,976	\$1,670	\$1,987	\$12,675
StrengthBuilding Partners	108227000	\$262,563	\$4,482	\$259,769	\$95,247	\$212,022	\$834,083
Total Attending ADM:	45.1750	\$5,812	\$99	\$5,750	\$2,108	\$4,693	\$18,463
The Charter Foundation, Inc.	108722000	\$2,508,301	\$46,224	\$1,668,208	\$321,644	\$1,462,668	\$6,007,045
Total Attending ADM:	534.0343	\$4,697	\$87	\$3,124	\$602	\$2,739	\$11,248
Tucson County Day School, Inc.	10873000	\$2,947,288	\$99,551	\$749,249	\$454,162	\$1,201,687	\$5,451,937
Total Attending ADM:	485.1057	\$6,076	\$205	\$1,545	\$936	\$2,477	\$11,239
Tucson International Academy, Inc.	108714000	\$1,902,041	\$70,610	\$1,235,356	\$204,777	\$1,973,310	\$5,386,094
Total Attending ADM:	392.2710	\$4,849	\$180	\$3,149	\$522	\$5,030	\$13,731
Tucson Preparatory School	108768000	\$689,388	\$24,279	\$212,792	\$282,495	\$251,861	\$1,440,815
Total Attending ADM:	82.2889	\$8,135	\$295	\$2,586	\$3,433	\$3,061	\$17,509
Tucson Youth Development/ACE Charter High School	108660000	\$3,214,626	\$29,369	\$774,384	\$430,268	\$273,837	\$4,722,484
Total Attending ADM:	364.7850	\$8,812	\$81	\$2,123	\$1,180	\$751	\$12,946
Pima	Totals	\$162,546,584	\$11,973,654	\$88,991,427	\$27,948,159	\$55,856,591	\$357,316,415
Total Attending ADM:	34,003.0780	\$4,780	\$352	\$2,911	\$822	\$1,643	\$10,508

Current Expenditures for Charter Schools		Classroom Instruction	Classroom Supplies	Administration	Student Support Services	Other Support Services	Total Current Expenditures
Pinal							
A+ Charter Schools	118720000	\$1,360,360	\$42,595	\$1,030,227	\$182,211	\$587,165	\$3,202,558
Total Attending ADM:	364,4376	\$3,733	\$117	\$2,827	\$500	\$1,611	\$8,788
Akimel O Otham Pee Posh Charter School, Inc.	118705000	\$74,123	\$105,958	\$60,812	\$1,213	\$18,470	\$260,576
Total Attending ADM:	119,6152	\$620	\$886	\$508	\$10	\$154	\$2,178
Akimel O Otham Pee Posh Charter School, Inc.	118706000	\$147,320	\$27,909	\$42,942	\$1,213	\$18,194	\$237,578
Total Attending ADM:	137,5400	\$1,071	\$203	\$312	\$9	\$132	\$1,727
American Charter Schools Foundation d.b.a. Apache	118703000	\$682,799	\$6,152	\$400,552	\$252,886	\$702,045	\$2,044,434
Total Attending ADM:	174,6916	\$3,909	\$35	\$2,293	\$1,448	\$4,019	\$11,703
ASU Preparatory Academy - Casa Grande	118716000	\$1,262,500	\$99,629	\$733,384	\$430,275	\$668,902	\$3,194,690
Total Attending ADM:	279,5167	\$4,517	\$356	\$2,624	\$1,539	\$2,393	\$11,429
Eduprize Schools, LLC	078687000	\$18,182,603	\$778,230	\$2,824,410	\$2,746,966	\$3,074,863	\$27,607,072
Total Attending ADM:	2,894,0972	\$6,283	\$269	\$976	\$949	\$1,062	\$9,539
Heritage Academy Maricopa, Inc.	118645000	\$3,589,388	\$141,630	\$1,321,432	\$14,209	\$531,110	\$5,597,769
Total Attending ADM:	932,9859	\$3,847	\$152	\$1,416	\$15	\$569	\$6,000
Leading Edge Academy Maricopa	118708000	\$4,183,760	\$138,372	\$1,967,477	\$584,435	\$1,548,727	\$8,422,771
Total Attending ADM:	823,5721	\$5,080	\$168	\$2,389	\$710	\$1,880	\$10,227
Leading Edge Academy Queen Creek	078101000	\$1,657,915	\$29,059	\$920,353	\$294,272	\$561,334	\$3,462,933
Total Attending ADM:	283,1399	\$5,855	\$103	\$3,251	\$1,039	\$1,983	\$12,230
Legacy Traditional School - Casa Grande	118718000	\$6,549,726	\$482,796	\$4,111,293	\$1,003,488	\$1,622,387	\$13,769,690
Total Attending ADM:	1,408,6370	\$4,650	\$343	\$2,919	\$712	\$1,152	\$9,775
Legacy Traditional School - Maricopa	118719000	\$6,123,129	\$482,144	\$3,359,609	\$948,519	\$1,834,132	\$12,747,533
Total Attending ADM:	1,273,8150	\$4,807	\$379	\$2,637	\$745	\$1,440	\$10,007
Legacy Traditional School - Queen Creek	118715000	\$4,350,963	\$214,339	\$2,650,660	\$647,987	\$870,957	\$8,734,906
Total Attending ADM:	873,2120	\$4,983	\$245	\$3,036	\$742	\$997	\$10,003
Legacy Traditional School-San Tan	078420000	\$3,154,796	\$211,093	\$1,980,449	\$599,834	\$1,254,022	\$7,200,194
Total Attending ADM:	680,7073	\$4,635	\$310	\$2,909	\$881	\$1,842	\$10,578
Pinnacle Education-Casa Grande, Inc.	118704000	\$95,106	\$1	\$17,614	\$13,936	\$146,568	\$273,225
Total Attending ADM:	23,4808	\$4,050	\$0	\$750	\$594	\$6,242	\$11,636
The Grande Innovation Academy	118717000	\$4,758,009	\$325,979	\$979,206	\$340,949	\$1,411,743	\$7,815,886
Total Attending ADM:	786,5699	\$6,049	\$414	\$1,245	\$433	\$1,795	\$9,937
Pinal	Totals	\$56,172,497	\$3,085,866	\$22,400,420	\$8,062,393	\$14,850,619	\$104,571,815
Total Attending ADM:	11,056,0182	\$5,081	\$279	\$2,026	\$729	\$1,343	\$9,458

Current Expenditures for Charter Schools		Classroom Instruction	Classroom Supplies	Administration	Student Support Services	Other Support Services	Total Current Expenditures
Santa Cruz							
Kaizen Education Foundation dba Colegio Petite Pho	128704000	\$1,277,762	\$20,167	\$513,899	\$328,518	\$736,550	\$2,876,886
Total Attending ADM:	232.9806	\$5,484	\$87	\$2,206	\$1,410	\$3,161	\$12,348
Mexicayotl Academy, Inc.	128703000	\$798,198	\$41,823	\$653,519	\$273,609	\$895,645	\$2,662,794
Total Attending ADM:	190.9974	\$4,179	\$219	\$3,422	\$1,433	\$4,689	\$13,942
Patagonia Montessori Elementary School	128725000	\$210,611	\$6,582	\$81,161	\$22,887	\$30,525	\$351,766
Total Attending ADM:	30.9619	\$6,802	\$213	\$2,621	\$739	\$986	\$11,361
Pinnacle Education-Kino, Inc.	128701000	\$90,081	\$684	\$28,838	\$10,183	\$107,922	\$237,708
Total Attending ADM:	45.1015	\$1,997	\$15	\$639	\$226	\$2,393	\$5,271
Santa Cruz Valley Opportunities in Education, Inc.	128726000	\$573,022	\$14,847	\$249,344	\$105,939	\$112,848	\$1,066,000
Total Attending ADM:	76.5000	\$7,490	\$194	\$3,259	\$1,385	\$1,475	\$13,804
Santa Cruz	Totals	\$2,949,664	\$84,103	\$1,526,761	\$741,136	\$1,883,490	\$7,185,154
Total Attending ADM:	576.5414	\$5,116	\$146	\$2,648	\$1,285	\$3,267	\$12,463

Current Expenditures for Charter Schools		Classroom Instruction	Classroom Supplies	Administration	Student Support Services	Other Support Services	Total Current Expenditures
Yavapai							
Acorn Montessori Charter School	138760000	\$3,479,308	\$90,928	\$1,600,409	\$287,245	\$1,196,536	\$6,664,426
Total Attending ADM:	521.6757	\$6,669	\$174	\$3,068	\$551	\$2,294	\$12,756
Arizona Agribusiness & Equine Center, Inc.	138785000	\$1,565,927	\$114,578	\$483,879	\$356,240	\$292,406	\$2,813,030
Total Attending ADM:	320.3547	\$4,888	\$358	\$1,510	\$1,112	\$913	\$8,781
BASIS Charter Schools, Inc.	138786000	\$3,526,092	\$131,285	\$982,267	\$544,060	\$1,331,819	\$6,515,523
Total Attending ADM:	574.8932	\$6,133	\$228	\$1,709	\$946	\$2,317	\$11,333
Compass Points International, Inc	138501000	\$1,006,485	\$27,941	\$251,288	\$350,391	\$274,431	\$1,910,536
Total Attending ADM:	138.3310	\$7,276	\$202	\$1,817	\$2,533	\$1,984	\$13,811
Desert Star Community School, Inc.	138714000	\$843,615	\$72,396	\$249,301	\$18,504	\$165,041	\$1,348,857
Total Attending ADM:	135.4864	\$6,227	\$534	\$1,840	\$137	\$1,218	\$9,956
Edkey Inc. dba American Heritage Academy	138754000	\$1,557,954	\$45,889	\$534,090	\$21,056	\$522,773	\$2,681,762
Total Attending ADM:	320.4154	\$4,862	\$143	\$1,667	\$66	\$1,632	\$8,370
Edkey, Inc. - Sequoia Ranch School	138705000	\$274,988	\$35,962	\$110,397	(\$1,889)	\$680,422	\$1,099,880
Total Attending ADM:	118.4446	\$2,322	\$304	\$932	(\$16)	\$5,745	\$9,286
Franklin Phonetic Primary School, Inc.	138751000	\$2,439,903	\$91,493	\$548,765	\$407,295	\$487,475	\$3,974,931
Total Attending ADM:	347.8894	\$7,013	\$263	\$1,577	\$1,171	\$1,401	\$11,426
La Tierra Community School, Inc	138503000	\$1,002,235	\$67,373	\$246,811	\$363,111	\$22,055	\$1,701,585
Total Attending ADM:	129.3769	\$7,747	\$521	\$1,908	\$2,807	\$170	\$13,152
Liberty Leadership Academy	138787000	\$282,588	\$231,765	\$189,917	\$87,514	\$134,815	\$926,599
Total Attending ADM:	57.7030	\$4,897	\$4,017	\$3,291	\$1,517	\$2,336	\$16,058
Mary Ellen Halvorson Educational Foundation. dba:	138757000	\$1,592,128	\$122,639	\$833,885	\$287,076	\$438,065	\$3,273,793
Total Attending ADM:	266.3852	\$5,977	\$460	\$3,130	\$1,078	\$1,644	\$12,290
Mingus Springs Charter School	138712000	\$925,651	\$16,863	\$363,922	\$96,605	\$395,170	\$1,798,211
Total Attending ADM:	147.3470	\$6,282	\$114	\$2,470	\$656	\$2,682	\$12,204
Mountain Oak Charter School, Inc.	138768000	\$0	\$0	\$0	\$0	\$0	\$0
Total Attending ADM:	83.9653	\$0	\$0	\$0	\$0	\$0	\$0
PACE Preparatory Academy, Inc.	138758000	\$523,185	\$19,053	\$454,703	\$115,919	\$166,692	\$1,279,552
Total Attending ADM:	109.8695	\$4,762	\$173	\$4,139	\$1,055	\$1,517	\$11,646
Painted Pony Ranch Charter School	138756000	\$449,942	\$19,946	\$183,860	\$93,371	\$88,776	\$815,895
Total Attending ADM:	65.3935	\$6,881	\$305	\$2,812	\$1,428	\$1,052	\$12,477
Prescott Valley Charter School	078516000	\$2,441,198	\$127,475	\$896,321	\$422,246	\$1,992,223	\$5,879,463
Total Attending ADM:	403.1202	\$6,056	\$316	\$2,223	\$1,047	\$4,942	\$14,585
Sedona Charter School, Inc.	138708000	\$1,212,268	\$40,258	\$321,276	\$166,491	\$326,188	\$2,066,481
Total Attending ADM:	134.0983	\$9,040	\$300	\$2,396	\$1,242	\$2,432	\$15,410
Skyview School, Inc.	138752000	\$1,510,860	\$49,087	\$334,155	\$210,641	\$251,855	\$2,356,598
Total Attending ADM:	200.9584	\$7,518	\$244	\$1,663	\$1,048	\$1,253	\$11,727
Yavapai	Totals	\$24,634,327	\$1,304,931	\$8,565,246	\$3,825,876	\$8,746,742	\$47,097,122
Total Attending ADM:	4,075.7077	\$6,044	\$320	\$2,106	\$939	\$2,146	\$11,556

Current Expenditures for Charter Schools		Classroom Instruction	Classroom Supplies	Administration	Student Support Services	Other Support Services	Total Current Expenditures
Yuma							
Carpe Diem Collegiate High School		\$804,641	\$70,428	\$457,957	\$468,063	\$424,160	\$2,225,249
Total Attending ADM:	228.6548	Per ADM Amounts: \$3,519	\$308	\$2,003	\$2,047	\$1,855	\$9,732
Harvest Power Community Development Group, Inc.		\$7,028,326	\$1,123,895	\$3,761,898	\$994,943	\$6,536,889	\$19,445,951
Total Attending ADM:	1,599.3489	Per ADM Amounts: \$4,394	\$703	\$2,352	\$622	\$4,087	\$12,159
Juniper Tree Academy		\$4,284,950	\$211,648	\$960,302	\$1,094,476	\$2,106,099	\$8,667,475
Total Attending ADM:	813.4894	Per ADM Amounts: \$5,267	\$260	\$1,180	\$1,345	\$2,589	\$10,642
Yuma Private Industry Council, Inc.		\$465,761	\$42,390	\$251,899	\$213,458	\$214,718	\$1,188,226
Total Attending ADM:	93.8327	Per ADM Amounts: \$4,964	\$452	\$2,685	\$2,275	\$2,288	\$12,663
Yuma		\$12,583,678	\$1,448,361	\$5,432,056	\$2,770,940	\$9,281,866	\$31,516,901
Total Attending ADM:	2,735.3258	Per ADM Amounts: \$4,600	\$530	\$1,986	\$1,013	\$3,393	\$11,522

Current Expenditures for Charter Schools		Classroom Instruction	Classroom Supplies	Administration	Student Support Services	Other Support Services	Total Current Expenditures
State	Totals	\$1,199,427,453	\$76,227,247	\$539,409,404	\$179,572,459	\$468,236,535	\$2,462,873,099
Total Attending ADM:	224,447,5621	Per ADM Amounts: \$5,344	\$340	\$2,403	\$800	\$2,086	\$10,973

Expenditures by Fund for Districts		Maintenance & Operation CSF & IIF Expenditures	Capital Expenditures	Facilities Expenditures	State & Federal Project Expenditures	Bond Building Actual & Deductions	Other Expenditures	Total Expenditures
Apache								
Alpine Elementary District	010307000	\$1,054,700	\$99,085	\$0	\$355,803	\$0	\$21,930	\$1,531,518
Total ADM:	50.7542	\$20,781	\$1,952	\$0	\$7,010	\$0	\$432	\$30,175
Chinle Unified District	010224000	\$28,245,259	\$78,927	\$1,067,120	\$58,357,905	\$0	\$6,675,461	\$94,424,672
Total ADM:	2,808.5150	\$10,057	\$28	\$380	\$20,779	\$0	\$2,377	\$33,621
Concho Elementary District	010306000	\$2,852,658	\$151,507	\$99,481	\$568,458	(\$90,000)	\$190,417	\$3,772,521
Total ADM:	114.4144	\$24,933	\$1,324	\$869	\$4,968	(\$787)	\$1,664	\$32,972
Ganado Unified School District	010220000	\$12,517,377	\$1,106,207	\$0	\$11,605,259	\$0	\$1,567,264	\$26,796,107
Total ADM:	951.1005	\$13,161	\$1,163	\$0	\$12,202	\$0	\$1,648	\$28,174
Mcnary Elementary District	010323000	\$1,651,811	\$216,439	\$561,358	\$2,123,242	\$0	\$365,935	\$4,918,785
Total ADM:	175.8555	\$9,393	\$1,231	\$3,192	\$12,074	\$0	\$2,081	\$27,971
Red Mesa Unified District	010227000	\$4,941,896	\$241,506	\$1,253,866	\$4,948,203	\$0	\$624,448	\$12,009,919
Total ADM:	402.9650	\$12,264	\$599	\$3,112	\$12,279	\$0	\$1,550	\$29,804
Round Valley Unified District	010210000	\$13,410,430	\$309,002	\$1,854,018	\$3,255,591	\$3,478,454	\$1,720,621	\$24,028,116
Total ADM:	1,144.4556	\$11,718	\$270	\$1,620	\$2,845	\$3,039	\$1,503	\$20,995
Sanders Unified District	010218000	\$6,935,832	\$1,680,991	\$0	\$9,512,075	\$0	\$1,232,128	\$19,361,026
Total ADM:	600.9378	\$11,542	\$2,797	\$0	\$15,829	\$0	\$2,050	\$32,218
St Johns Unified District	010201000	\$9,898,658	\$636,996	\$272,000	\$1,077,307	\$0	\$1,487,072	\$13,372,033
Total ADM:	823.9954	\$12,013	\$773	\$330	\$1,307	\$0	\$1,805	\$16,228
Vernon Elementary District	010309000	\$1,849,625	\$51,314	\$1,012,507	\$368,360	\$0	\$142,257	\$3,424,063
Total ADM:	121.7827	\$15,188	\$421	\$8,314	\$3,025	\$0	\$1,168	\$28,116
Window Rock Unified District	010208000	\$18,040,620	\$329,205	\$250,255	\$15,610,728	\$7,024,966	\$3,891,960	\$45,147,734
Total ADM:	1,614.2569	\$11,176	\$204	\$155	\$9,671	\$4,352	\$2,411	\$27,968
Apache		Totals	\$4,901,179	\$6,370,605	\$107,782,931	\$10,413,420	\$17,919,493	\$248,786,494
Total ADM:	8,809.0330	\$11,511	\$556	\$723	\$12,236	\$1,182	\$2,034	\$28,242

Expenditures by Fund for Districts		Maintenance & Operation CSF & IIF Expenditures	Capital Expenditures	Facilities Expenditures	State & Federal Project Expenditures	Bond Building Actual & Deductions	Other Expenditures	Total Expenditures
Cochise								
Apache Elementary District	020342000	\$194,370	\$15,945	\$0	\$56,166	\$0	\$4,090	\$270,571
Total ADM:	3.4600	\$56,176	\$4,608	\$0	\$16,233	\$0	\$1,182	\$78,200
Ash Creek Elementary District	020453000	\$664,918	\$120,883	\$238,481	\$67,792	\$0	\$21,131	\$1,113,205
Total ADM:	25.0473	\$26,546	\$4,826	\$9,521	\$2,707	\$0	\$844	\$44,444
Benson Unified School District	020209000	\$12,544,666	\$680,866	\$654,245	\$2,033,763	(\$549,650)	\$1,933,432	\$17,297,322
Total ADM:	1,244.4788	\$10,080	\$547	\$526	\$1,634	(\$442)	\$1,554	\$13,899
Bisbee Unified District	020202000	\$7,203,357	\$422,189	\$463,599	\$690,698	\$0	\$911,389	\$9,691,232
Total ADM:	615.1141	\$11,711	\$686	\$754	\$1,123	\$0	\$1,482	\$15,755
Bowie Unified District	020214000	\$1,768,723	\$180,109	\$0	\$193,909	\$0	\$137,737	\$2,280,478
Total ADM:	67.3577	\$26,259	\$2,674	\$0	\$2,879	\$0	\$2,045	\$33,856
Cochise County Accommodation School District	020101000	\$2,000,566	\$23,328	\$0	\$0	\$0	\$3,750	\$2,027,644
Total ADM:	260.9869	\$7,665	\$89	\$0	\$0	\$0	\$14	\$7,769
Cochise Elementary District	020326000	\$1,791,359	\$198,724	\$0	\$32,670	\$0	\$44,731	\$2,067,484
Total ADM:	72.5000	\$24,708	\$2,741	\$0	\$451	\$0	\$617	\$28,517
Cochise Technology District	020801000	\$5,247,921	\$1,456,723	\$0	\$118,654	\$0	\$29,861	\$6,853,159
Total ADM:	1,105.1501	\$4,749	\$1,318	\$0	\$107	\$0	\$27	\$6,201
Double Adobe Elementary District	020345000	\$426,809	\$15,178	\$0	\$101,316	\$0	\$5,205	\$548,508
Total ADM:	21.2200	\$20,114	\$715	\$0	\$4,775	\$0	\$245	\$25,849
Douglas Unified District	020227000	\$30,997,005	\$933,042	\$3,314,470	\$12,378,553	(\$571,594)	\$5,159,516	\$52,210,992
Total ADM:	3,420.9814	\$9,061	\$273	\$969	\$3,618	(\$167)	\$1,508	\$15,262
Elfrida Elementary District	020412000	\$1,347,457	\$25,343	\$0	\$208,221	\$0	\$102,468	\$1,683,489
Total ADM:	114.9700	\$11,720	\$220	\$0	\$1,811	\$0	\$891	\$14,643
Fort Huachuca Accommodation District	020100000	\$7,014,047	\$0	\$0	\$6,689,200	\$0	\$280,011	\$13,983,258
Total ADM:	724.5278	\$9,681	\$0	\$0	\$9,232	\$0	\$386	\$19,300
McNeal Elementary District	020355000	\$599,855	\$50,511	\$18,860	\$159,317	\$0	\$79,422	\$907,965
Total ADM:	29.8679	\$20,084	\$1,691	\$631	\$5,334	\$0	\$2,659	\$30,399
Naco Elementary District	020323000	\$2,517,773	\$269,009	\$568,564	\$541,814	\$0	\$122,380	\$4,019,540
Total ADM:	252.2800	\$9,980	\$1,066	\$2,254	\$2,148	\$0	\$485	\$15,933
Palominas Elementary School District 49	020349000	\$8,163,622	\$128,782	\$284,570	\$749,237	\$0	\$634,975	\$9,961,186
Total ADM:	637.1880	\$12,812	\$202	\$447	\$1,176	\$0	\$997	\$15,633
Pearce Elementary District	020422000	\$1,650,560	\$192,883	\$2,277,723	\$86,392	\$0	\$121,115	\$4,328,673
Total ADM:	124.5295	\$13,254	\$1,549	\$18,291	\$694	\$0	\$973	\$34,760

Expenditures by Fund for Districts		Maintenance & Operation CSF & IIF Expenditures	Capital Expenditures	Facilities Expenditures	State & Federal Project Expenditures	Bond Building Actual & Deductions	Other Expenditures	Total Expenditures
Cochise								
Pomerene Elementary District	020364000	\$1,298,598	\$47,354	\$185,237	\$121,962	\$0	\$127,987	\$1,781,138
Total ADM:	99.3862	\$13,066	\$476	\$1,864	\$1,227	\$0	\$1,288	\$17,921
San Simon Unified District	020218000	\$2,226,243	\$218,556	\$2,338,155	\$170,385	\$0	\$223,709	\$5,177,048
Total ADM:	93.5031	\$23,809	\$2,337	\$25,006	\$1,822	\$0	\$2,393	\$55,368
Sierra Vista Unified District	020268000	\$41,434,808	\$1,894,344	\$3,054,867	\$5,711,993	(\$1,105,500)	\$4,497,740	\$55,488,252
Total ADM:	3,848.5734	\$10,766	\$492	\$794	\$1,484	(\$287)	\$1,169	\$14,418
St David Unified District	020221000	\$3,901,751	\$356,789	\$805,686	\$408,483	\$0	\$831,053	\$6,303,762
Total ADM:	408.8740	\$9,543	\$873	\$1,970	\$999	\$0	\$2,033	\$15,417
Tombstone Unified District	020201000	\$9,177,526	\$527,482	\$1,049,186	\$1,224,714	\$21,068	\$1,560,230	\$13,560,206
Total ADM:	837.7023	\$10,956	\$630	\$1,252	\$1,462	\$25	\$1,863	\$16,187
Valley Union High School District	020522000	\$1,826,974	\$84,064	\$0	\$171,156	\$0	\$235,063	\$2,317,257
Total ADM:	66.8545	\$27,328	\$1,257	\$0	\$2,560	\$0	\$3,516	\$34,661
Willcox Unified District	020213000	\$10,262,035	\$659,335	\$1,408,178	\$1,591,722	\$3,392,493	\$2,388,482	\$19,702,245
Total ADM:	1,046.5491	\$9,806	\$630	\$1,346	\$1,521	\$3,242	\$2,282	\$18,826
Cochise		Totals	\$8,501,439	\$16,661,821	\$33,508,117	\$1,186,817	\$19,455,477	\$233,574,614
Total ADM:	15,121.1021	\$10,202	\$562	\$1,102	\$2,216	\$78	\$1,287	\$15,447

Expenditures by Fund for Districts		Maintenance & Operation CSF & IIF Expenditures	Capital Expenditures	Facilities Expenditures	State & Federal Project Expenditures	Bond Building Actual & Deductions	Other Expenditures	Total Expenditures
Coconino								
Chevelon Butte School District	030305000	\$587,509	\$61,296	\$0	\$55,000	\$0	\$0	\$703,805
Total ADM:	0.0000	\$0	\$0	\$0	\$0	\$0	\$0	\$0
Coconino Association for Vocation Industry and Tec	030801000	\$2,765,521	\$859,870	\$0	\$52,399	\$0	\$1,656	\$3,679,446
Total ADM:	575.1548	\$4,808	\$1,495	\$0	\$91	\$0	\$3	\$6,397
Coconino County Accommodation School District	030199000	\$1,670,501	\$91,477	\$0	\$684,309	\$0	\$304,076	\$2,750,363
Total ADM:	142.8387	\$11,695	\$640	\$0	\$4,791	\$0	\$2,129	\$19,255
Flagstaff Unified District	030201000	\$85,032,704	\$5,100,607	\$12,043,078	\$15,648,885	\$19,131,555	\$13,217,999	\$150,174,828
Total ADM:	8,224.5681	\$10,339	\$620	\$1,464	\$1,903	\$2,326	\$1,607	\$18,259
Fredonia-Mocassin Unified District	030206000	\$0	\$0	\$0	\$0	\$0	\$0	\$0
Total ADM:	118.7408	\$0	\$0	\$0	\$0	\$0	\$0	\$0
Grand Canyon Unified District	030204000	\$4,522,282	\$222,724	\$623,733	\$1,218,386	\$0	\$921,175	\$7,508,300
Total ADM:	241.1454	\$18,753	\$924	\$2,587	\$5,052	\$0	\$3,820	\$31,136
Maine Consolidated School District	030310000	\$2,686,104	\$185,958	\$2,783,113	\$1,329,433	\$0	\$134,442	\$7,119,050
Total ADM:	122.3675	\$21,951	\$1,520	\$22,744	\$10,864	\$0	\$1,099	\$58,178
Page Unified School District #8	030208000	\$20,392,661	\$829,006	\$1,596,921	\$14,392,110	\$0	\$3,652,795	\$40,863,493
Total ADM:	2,131.9602	\$9,565	\$389	\$749	\$6,751	\$0	\$1,713	\$19,167
Tuba City Unified School District #15	030215000	\$14,718,039	\$697,104	\$5,142,604	\$18,791,244	(\$900,932)	\$5,060,254	\$43,508,313
Total ADM:	1,317.9324	\$11,168	\$529	\$3,902	\$14,258	(\$684)	\$3,840	\$33,013
Williams Unified District	030202000	\$7,417,177	\$921,078	\$594,551	\$3,814,359	\$0	\$1,862,495	\$14,609,660
Total ADM:	612.3678	\$12,112	\$1,504	\$971	\$6,229	\$0	\$3,041	\$23,858
Coconino		\$139,792,498	\$8,969,120	\$22,784,000	\$55,986,125	\$18,230,623	\$25,154,892	\$270,917,258
Total ADM:	13,487.0757	\$10,365	\$665	\$1,689	\$4,151	\$1,352	\$1,865	\$20,087

Expenditures by Fund for Districts		Maintenance & Operation CSF & IIF Expenditures	Capital Expenditures	Facilities Expenditures	State & Federal Project Expenditures	Bond Building Actual & Deductions	Other Expenditures	Total Expenditures
Gila								
Gila County Regional School District	040149000	\$33,914	\$0	\$0	\$363,494	\$0	\$401	\$397,809
Total ADM:	9.5834	\$3,539	\$0	\$0	\$37,930	\$0	\$42	\$41,510
Globe Unified District	040201000	\$12,573,256	\$511,177	\$1,393,938	\$5,138,347	\$0	\$2,066,550	\$21,683,268
Total ADM:	1,542.2634	\$8,152	\$331	\$904	\$3,332	\$0	\$1,340	\$14,059
Hayden-Winkelman Unified District	040241000	\$4,641,358	\$318,103	\$114,932	\$289,462	\$0	\$643,345	\$6,007,200
Total ADM:	291.2714	\$15,935	\$1,092	\$395	\$994	\$0	\$2,209	\$20,624
Miami Unified District	040240000	\$8,082,180	\$2,853,362	\$18,788	\$1,996,340	\$0	\$1,878,906	\$14,829,576
Total ADM:	864.3190	\$9,351	\$3,301	\$22	\$2,310	\$0	\$2,174	\$17,158
Payson Unified District	040210000	\$21,383,354	\$1,180,536	\$4,969,848	\$2,391,751	(\$2,870,000)	\$3,095,987	\$30,151,476
Total ADM:	2,067.8286	\$10,341	\$571	\$2,403	\$1,157	(\$1,388)	\$1,497	\$14,581
Pine Strawberry Elementary District	040312000	\$3,286,434	\$75,154	\$24,630	\$168,822	\$0	\$129,126	\$3,684,166
Total ADM:	79.4718	\$41,353	\$946	\$310	\$2,124	\$0	\$1,625	\$46,358
San Carlos Unified District	040220000	\$12,679,667	\$1,429,048	\$0	\$15,498,713	\$0	\$5,271,491	\$34,878,919
Total ADM:	1,364.5908	\$9,292	\$1,047	\$0	\$11,358	\$0	\$3,863	\$25,560
Tonto Basin Elementary District	040330000	\$1,398,981	\$53,768	\$11,275	\$212,123	\$0	\$71,208	\$1,747,355
Total ADM:	72.4988	\$19,297	\$742	\$156	\$2,926	\$0	\$982	\$24,102
Young Elementary District	040305000	\$1,545,693	\$54,149	\$0	\$119,884	\$0	\$207,371	\$1,927,097
Total ADM:	39.7446	\$38,891	\$1,362	\$0	\$3,016	\$0	\$5,218	\$48,487
Gila	Totals	\$65,624,837	\$6,475,297	\$6,533,411	\$26,178,936	(\$2,870,000)	\$13,364,385	\$115,306,866
Total ADM:	6,331.5718	\$10,365	\$1,023	\$1,032	\$4,135	(\$453)	\$2,111	\$18,211

Expenditures by Fund for Districts		Maintenance & Operation CSF & IIF Expenditures	Capital Expenditures	Facilities Expenditures	State & Federal Project Expenditures	Bond Building Actual & Deductions	Other Expenditures	Total Expenditures
Graham								
Bonita Elementary District	050316000	\$1,785,787	\$73,957	\$0	\$56,023	\$0	\$570,694	\$2,486,461
Total ADM:	87.4132	\$20,429	\$846	\$0	\$641	\$0	\$6,529	\$28,445
Fort Thomas Unified District	050207000	\$5,448,887	\$1,540,776	\$93,917	\$7,823,543	\$0	\$2,233,323	\$17,140,446
Total ADM:	608.5758	\$8,954	\$2,532	\$154	\$12,855	\$0	\$3,670	\$28,165
Gila Institute for Technology	050802000	\$2,803,899	\$1,834,030	\$0	\$92,269	\$0	\$2,265	\$4,732,463
Total ADM:	646.5054	\$4,337	\$2,837	\$0	\$143	\$0	\$4	\$7,320
Klondyke Elementary District	050309000	\$8,973	\$0	\$0	\$0	\$0	\$0	\$8,973
Total ADM:	0.0000	\$0	\$0	\$0	\$0	\$0	\$0	\$0
Pima Unified District	050206000	\$9,722,080	\$756,994	\$21,477,782	\$1,645,358	\$0	\$7,896,601	\$41,498,815
Total ADM:	997.2827	\$9,749	\$759	\$21,536	\$1,650	\$0	\$7,918	\$41,612
Safford Unified District	050201000	\$22,966,312	\$2,153,389	\$932,049	\$2,193,737	(\$515,000)	\$3,453,241	\$31,183,728
Total ADM:	2,713.2788	\$8,464	\$794	\$344	\$809	(\$190)	\$1,273	\$11,493
Solomon Elementary District	050305000	\$1,834,232	\$116,810	\$30,005	\$309,157	\$0	\$680,033	\$2,970,237
Total ADM:	158.9518	\$11,540	\$735	\$189	\$1,945	\$0	\$4,278	\$18,686
Thatcher Unified District	050204000	\$15,551,406	\$2,513,350	\$97,877	\$878,163	\$0	\$1,365,524	\$20,406,320
Total ADM:	1,696.5555	\$9,166	\$1,481	\$58	\$518	\$0	\$805	\$12,028
Graham								
Total ADM:	6,908.5632	\$60,121,576	\$8,989,306	\$22,631,630	\$12,998,250	(\$515,000)	\$16,201,681	\$120,427,443
		\$8,702	\$1,301	\$3,276	\$1,881	(\$75)	\$2,345	\$17,432

Expenditures by Fund for Districts		Maintenance & Operation CSF & IIF Expenditures	Capital Expenditures	Facilities Expenditures	State & Federal Project Expenditures	Bond Building Actual & Deductions	Other Expenditures	Total Expenditures
Greenlee								
Blue Elementary District	060322000	\$147,989	\$0	\$0	\$29,165	\$0	\$0	\$177,154
Total ADM:	12.4400	\$11,896	\$0	\$0	\$2,344	\$0	\$0	\$14,241
Duncan Unified District	060202000	\$4,069,296	\$776,347	\$0	\$447,790	\$0	\$671,350	\$5,964,783
Total ADM:	353.2595	\$11,519	\$2,198	\$0	\$1,268	\$0	\$1,900	\$16,885
Eagle Elementary District	060345000	\$6,535	\$0	\$0	\$9,000	\$0	\$0	\$15,535
Total ADM:	0.0000	\$0	\$0	\$0	\$0	\$0	\$0	\$0
Morenci Unified District	060218000	\$11,974,271	\$861,018	\$0	\$730,124	\$0	\$7,702,179	\$21,267,593
Total ADM:	1,362.3743	\$8,789	\$632	\$0	\$536	\$0	\$5,653	\$15,611
Greenlee								
Total ADM:	1,728.0738	\$16,198,091	\$1,637,365	\$0	\$1,216,079	\$0	\$8,373,529	\$27,425,065
		Per ADM Amounts:	\$948	\$0	\$704	\$0	\$4,846	\$15,870

Expenditures by Fund for Districts		Maintenance & Operation CSF & IIF Expenditures	Capital Expenditures	Facilities Expenditures	State & Federal Project Expenditures	Bond Building Actual & Deductions	Other Expenditures	Total Expenditures
La Paz								
Bicentennial Union High School District	150576000	\$1,904,160	\$102,476	\$91,838	\$188,391	\$0	\$167,494	\$2,454,359
Total ADM:	117.4434	\$16,213	\$873	\$782	\$1,604	\$0	\$1,426	\$20,898
Bouse Elementary District	150426000	\$985,949	\$287,740	\$0	\$172,460	\$0	\$79,585	\$1,525,734
Total ADM:	50.4185	\$19,555	\$5,707	\$0	\$3,421	\$0	\$1,578	\$30,261
Parker Unified School District	150227000	\$15,853,542	\$1,127,036	\$152,141	\$9,893,877	\$0	\$1,620,926	\$28,647,523
Total ADM:	1,622.1443	\$9,773	\$695	\$94	\$6,099	\$0	\$999	\$17,660
Quartzsite Elementary District	150404000	\$1,966,132	\$31,559	\$708,069	\$104,664	\$0	\$103,130	\$2,913,554
Total ADM:	130.3964	\$15,078	\$242	\$5,430	\$803	\$0	\$791	\$22,344
Salome Consolidated Elementary District	150430000	\$1,698,698	\$111,916	\$52,500	\$172,709	\$0	\$136,045	\$2,171,868
Total ADM:	112.4500	\$15,106	\$995	\$467	\$1,536	\$0	\$1,210	\$19,314
Wenden Elementary District	150419000	\$0	\$0	\$0	\$0	\$0	\$0	\$0
Total ADM:	57.1024	\$0	\$0	\$0	\$0	\$0	\$0	\$0
La Paz		\$22,408,481	\$1,660,727	\$1,004,548	\$10,532,101	\$0	\$2,107,180	\$37,713,038
Total ADM:	2,089.9550	\$10,722	\$795	\$481	\$5,039	\$0	\$1,008	\$18,045

Expenditures by Fund for Districts		Maintenance & Operation CSF & IIF Expenditures	Capital Expenditures	Facilities Expenditures	State & Federal Project Expenditures	Bond Building Actual & Deductions	Other Expenditures	Total Expenditures
Maricopa								
Agua Fria Union High School District	070516000	\$101,646,007	\$3,047,594	\$85,499,337	\$5,028,051	\$115,225,849	\$12,534,657	\$322,981,495
Total ADM:	9,925.4492	\$10,241	\$307	\$8,614	\$507	\$11,609	\$1,263	\$32,541
Aguila Elementary District	070363000	\$1,516,238	\$59,376	\$139,495	\$415,037	\$0	\$188,940	\$2,319,086
Total ADM:	120.0000	\$12,635	\$495	\$1,162	\$3,459	\$0	\$1,575	\$19,326
Alhambra Elementary District	070468000	\$95,415,954	\$15,610,644	\$5,659,563	\$21,185,761	(\$113,555)	\$15,257,363	\$153,015,730
Total ADM:	9,174.9349	\$10,400	\$1,701	\$617	\$2,309	(\$12)	\$1,663	\$16,678
Arlington Elementary District	070447000	\$3,617,719	\$116,760	\$448,201	\$178,776	(\$326,023)	\$339,420	\$4,374,853
Total ADM:	282.4236	\$12,810	\$413	\$1,587	\$633	(\$1,154)	\$1,202	\$15,490
Avondale Elementary District	070444000	\$50,479,114	\$2,589,169	\$5,581,749	\$11,405,320	\$3,383,948	\$13,295,805	\$86,735,105
Total ADM:	5,647.9328	\$8,938	\$458	\$988	\$2,019	\$599	\$2,354	\$15,357
Balsz Elementary District	070431000	\$20,835,899	\$3,057,846	\$3,499,393	\$4,236,139	\$1,338,961	\$4,809,112	\$37,777,350
Total ADM:	1,827.8543	\$11,399	\$1,673	\$1,914	\$2,318	\$733	\$2,631	\$20,668
Buckeye Elementary District	070433000	\$54,962,747	\$2,077,147	\$6,900,454	\$4,524,387	(\$3,062,885)	\$5,365,407	\$70,767,257
Total ADM:	5,815.5692	\$9,451	\$357	\$1,187	\$778	(\$527)	\$923	\$12,169
Buckeye Union High School District	070501000	\$57,365,118	\$3,314,639	\$9,042,770	\$3,266,198	(\$5,448,512)	\$8,053,465	\$75,593,678
Total ADM:	5,545.1693	\$10,345	\$598	\$1,631	\$589	(\$983)	\$1,452	\$13,632
Cartwright Elementary District	070483000	\$113,869,079	\$8,649,121	\$6,794,826	\$26,741,117	\$10,936,894	\$32,759,856	\$199,750,893
Total ADM:	12,493.4493	\$9,114	\$692	\$544	\$2,140	\$875	\$2,622	\$15,988
Cave Creek Unified District	070293000	\$34,396,085	\$730,759	\$4,034,752	\$2,832,577	(\$2,833,100)	\$8,282,932	\$47,444,005
Total ADM:	3,696.8586	\$9,304	\$198	\$1,091	\$766	(\$766)	\$2,241	\$12,834
Chandler Unified District #80	070280000	\$390,543,378	\$27,103,072	\$62,183,299	\$21,574,904	\$4,494,826	\$71,281,620	\$577,181,100
Total ADM:	40,609.1379	\$9,617	\$667	\$1,531	\$531	\$111	\$1,755	\$14,213
Creighton Elementary District	070414000	\$45,977,682	\$4,638,191	\$9,435,494	\$13,725,025	\$2,634,463	\$13,472,811	\$89,883,666
Total ADM:	4,467.7804	\$10,291	\$1,038	\$2,112	\$3,072	\$590	\$3,016	\$20,118
Deer Valley Unified District	070297000	\$300,536,315	\$7,829,596	\$46,768,302	\$33,660,142	(\$35,625,075)	\$44,245,404	\$397,414,684
Total ADM:	30,625.6036	\$9,813	\$256	\$1,527	\$1,099	(\$1,163)	\$1,445	\$12,977
Dysart Unified District	070289000	\$217,374,162	\$9,367,800	\$23,544,710	\$17,972,836	(\$15,016,250)	\$27,273,563	\$280,516,821
Total ADM:	21,778.0945	\$9,981	\$430	\$1,081	\$825	(\$690)	\$1,252	\$12,881
East Valley Institute of Technology	070801000	\$71,911,072	\$27,984,970	\$0	\$5,189,224	\$0	\$8,882,422	\$113,967,688
Total ADM:	12,118.8259	\$5,934	\$2,309	\$0	\$428	\$0	\$733	\$9,404
Fountain Hills Unified District	070298000	\$11,259,384	\$662,556	\$2,185,632	\$2,708,420	(\$1,965,600)	\$2,418,985	\$17,169,377
Total ADM:	990.0996	\$11,372	\$568	\$2,207	\$2,736	(\$1,985)	\$2,443	\$17,341

Expenditures by Fund for Districts		Maintenance & Operation CSF & IIF Expenditures	Capital Expenditures	Facilities Expenditures	State & Federal Project Expenditures	Bond Building Actual & Deductions	Other Expenditures	Total Expenditures
Maricopa								
Fowler Elementary District	070445000	\$30,392,306	\$2,834,060	\$3,562,208	\$5,701,069	(\$695,604)	\$8,109,191	\$49,903,230
Total ADM:	3,413.2089	\$8,904	\$830	\$1,044	\$1,670	(\$204)	\$2,376	\$14,621
Gila Bend Unified District	070224000	\$4,826,965	\$630,620	\$1,618,942	\$1,389,266	(\$643,754)	\$2,844,349	\$10,666,388
Total ADM:	455.8840	\$10,588	\$1,383	\$3,551	\$3,047	(\$1,412)	\$6,239	\$23,397
Gilbert Unified District	070241000	\$305,839,684	\$25,258,787	\$26,695,288	\$18,385,911	(\$17,005,445)	\$44,639,679	\$403,813,904
Total ADM:	30,047.4219	\$10,179	\$841	\$888	\$612	(\$566)	\$1,486	\$13,439
Glendale Elementary District	070440000	\$77,714,222	\$8,601,682	\$5,359,053	\$20,488,602	(\$1,835,769)	\$10,007,990	\$120,335,780
Total ADM:	8,061.7514	\$9,640	\$1,067	\$665	\$2,541	(\$228)	\$1,241	\$14,927
Glendale Union High School District	070505000	\$156,720,561	\$4,071,876	\$29,726,015	\$21,485,240	\$9,109,475	\$18,666,165	\$239,779,332
Total ADM:	15,752.7805	\$9,949	\$258	\$1,887	\$1,364	\$578	\$1,185	\$15,221
Higley Unified School District	070260000	\$117,658,795	\$11,977,047	\$11,768,962	\$5,998,442	(\$8,656,550)	\$17,015,845	\$155,762,542
Total ADM:	12,158.8957	\$9,677	\$985	\$968	\$493	(\$712)	\$1,399	\$12,811
Isaac Elementary District	070405000	\$49,389,856	\$3,396,855	\$1,899,497	\$12,317,765	\$0	\$9,802,078	\$76,806,051
Total ADM:	4,595.2596	\$10,748	\$739	\$413	\$2,681	\$0	\$2,133	\$16,714
Kyrene Elementary District	070428000	\$127,245,230	\$16,645,715	\$25,589,191	\$8,772,568	\$13,868,211	\$20,737,703	\$212,858,618
Total ADM:	12,419.4779	\$10,246	\$1,340	\$2,060	\$706	\$1,117	\$1,670	\$17,139
Laveen Elementary District	070459000	\$67,659,420	\$15,281,560	\$5,796,856	\$5,590,450	\$982,542	\$11,237,892	\$106,548,720
Total ADM:	7,612.0785	\$8,888	\$2,008	\$762	\$734	\$129	\$1,476	\$13,997
Liberty Elementary District	070425000	\$39,993,849	\$1,378,470	\$30,908,021	\$4,018,418	\$10,368,473	\$4,323,495	\$90,990,726
Total ADM:	4,274.0296	\$9,357	\$323	\$7,232	\$940	\$2,426	\$1,012	\$21,289
Litchfield Elementary District	070479000	\$95,690,906	\$5,346,378	\$10,459,363	\$3,732,271	(\$2,501,639)	\$13,580,553	\$126,307,832
Total ADM:	9,938.6757	\$9,628	\$538	\$1,052	\$376	(\$252)	\$1,366	\$12,709
Littleton Elementary District	070465000	\$53,950,942	\$4,759,925	\$4,346,843	\$4,746,730	(\$4,201,151)	\$8,684,589	\$72,287,878
Total ADM:	5,851.7047	\$9,220	\$813	\$743	\$811	(\$718)	\$1,484	\$12,353
Madison Elementary District	070438000	\$50,270,989	\$4,293,821	\$19,486,910	\$4,617,321	(\$10,896,000)	\$16,783,523	\$84,556,564
Total ADM:	5,285.4671	\$9,511	\$812	\$3,687	\$874	(\$2,062)	\$3,175	\$15,998
Maricopa County Regional School District	070199000	\$9,381,771	\$37,776	\$0	\$847,814	\$0	\$269,112	\$10,536,473
Total ADM:	1,145.5429	\$8,190	\$33	\$0	\$740	\$0	\$235	\$9,198
Mesa Unified District	070204000	\$532,492,000	\$32,178,136	\$63,450,346	\$75,906,332	(\$21,926,062)	\$74,681,483	\$756,782,236
Total ADM:	51,374.2747	\$10,365	\$626	\$1,235	\$1,478	(\$427)	\$1,454	\$14,731
Mobile Elementary District	070386000	\$770,286	\$8,972	\$0	\$56,486	\$0	\$232,396	\$1,068,140
Total ADM:	25.9518	\$29,681	\$346	\$0	\$2,177	\$0	\$8,955	\$41,159
Morristown Elementary District	070375000	\$1,500,873	\$39,813	\$35,600	\$175,873	\$0	\$283,900	\$2,036,059
Total ADM:	115.5191	\$12,992	\$345	\$308	\$1,522	\$0	\$2,458	\$17,625

Expenditures by Fund for Districts		Maintenance & Operation CSF & IIF Expenditures	Capital Expenditures	Facilities Expenditures	State & Federal Project Expenditures	Bond Building Actual & Deductions	Other Expenditures	Total Expenditures
Maricopa		Amounts:						
Murphy Elementary District	070421000	\$9,829,647	\$1,529,723	\$954,363	\$3,856,678	(\$931,256)	\$3,784,567	\$19,023,722
Total ADM:	969.7580	\$10,136	\$1,577	\$984	\$3,977	(\$960)	\$3,903	\$19,617
Nadaburg Unified School District	070281000	\$14,549,430	\$948,098	\$6,161,459	\$2,113,437	(\$185,294)	\$3,834,000	\$27,421,130
Total ADM:	1,544.1055	\$9,423	\$614	\$3,990	\$1,369	(\$120)	\$2,483	\$17,759
Osborn Elementary District	070408000	\$23,284,878	\$1,502,075	\$7,823,813	\$7,156,298	(\$2,058,075)	\$6,300,549	\$44,009,538
Total ADM:	2,284.2201	\$10,194	\$658	\$3,425	\$3,133	(\$901)	\$2,758	\$19,267
Palo Verde Elementary District	070449000	\$5,293,789	\$417,990	\$244,223	\$531,198	\$0	\$631,002	\$7,118,202
Total ADM:	449.4323	\$11,779	\$930	\$543	\$1,182	\$0	\$1,404	\$15,838
Paloma School District	070394000	\$2,019,193	\$200,767	\$112,823	\$427,527	\$0	\$224,118	\$2,984,428
Total ADM:	92.6211	\$21,801	\$2,168	\$1,218	\$4,616	\$0	\$2,420	\$32,222
Paradise Valley Unified District	070269000	\$269,326,900	\$6,990,286	\$60,928,014	\$34,841,176	\$13,615,054	\$32,220,103	\$417,921,533
Total ADM:	25,184.1659	\$10,694	\$278	\$2,419	\$1,383	\$541	\$1,279	\$16,595
Pendergast Elementary District	070492000	\$72,964,577	\$4,608,244	\$11,910,823	\$11,770,541	\$19,729,828	\$10,637,348	\$131,621,361
Total ADM:	7,640.1888	\$9,550	\$603	\$1,559	\$1,541	\$2,582	\$1,392	\$17,228
Peoria Unified School District	070211000	\$318,696,698	\$26,512,654	\$24,171,585	\$31,114,758	(\$14,447,284)	\$39,602,242	\$425,650,653
Total ADM:	32,798.5202	\$9,717	\$808	\$737	\$949	(\$440)	\$1,207	\$12,978
Phoenix Elementary District	070401000	\$60,262,026	\$2,712,199	\$10,873,762	\$21,507,884	\$5,060,726	\$17,732,707	\$118,149,304
Total ADM:	4,565.8335	\$13,198	\$594	\$2,382	\$4,711	\$1,108	\$3,884	\$25,877
Phoenix Union High School District	070510000	\$302,346,413	\$20,018,765	\$83,375,138	\$65,962,661	\$16,008,198	\$28,749,860	\$516,461,035
Total ADM:	25,444.7991	\$11,882	\$787	\$3,277	\$2,592	\$629	\$1,130	\$20,297
Queen Creek Unified District	070295000	\$122,001,386	\$12,776,706	\$77,180,275	\$7,947,855	(\$9,152,400)	\$33,520,210	\$244,274,032
Total ADM:	14,110.7180	\$8,646	\$905	\$5,470	\$563	(\$649)	\$2,376	\$17,311
Riverside Elementary District	070402000	\$8,171,578	\$451,310	\$9,832,939	\$589,212	\$3,960,758	\$2,230,295	\$25,236,092
Total ADM:	751.4303	\$10,875	\$601	\$13,086	\$784	\$5,271	\$2,968	\$33,584
Roosevelt Elementary District	070466000	\$79,108,429	\$3,327,743	\$3,753,681	\$15,802,293	\$27,747,855	\$9,199,909	\$138,939,910
Total ADM:	6,934.8198	\$11,407	\$480	\$541	\$2,279	\$4,001	\$1,327	\$20,035
Saddle Mountain Unified School District	070290000	\$30,622,957	\$1,961,774	\$10,318,915	\$2,732,545	(\$1,239,028)	\$3,375,020	\$47,772,183
Total ADM:	3,091.4959	\$9,906	\$635	\$3,338	\$884	(\$401)	\$1,092	\$15,453
Scottsdale Unified District	070248000	\$209,760,580	\$22,280,599	\$32,823,896	\$12,529,145	(\$17,062,559)	\$45,487,303	\$305,818,964
Total ADM:	19,356.9033	\$10,836	\$1,151	\$1,696	\$647	(\$881)	\$2,350	\$15,799
Sentinel Elementary District	070371000	\$1,513,501	\$86,500	\$0	\$47,857	\$0	\$61,572	\$1,709,430
Total ADM:	33.4292	\$45,275	\$2,588	\$0	\$1,432	\$0	\$1,842	\$51,136
Tempe School District	070403000	\$113,720,758	\$7,103,053	\$26,950,850	\$21,070,115	\$3,137,920	\$12,613,843	\$184,596,539

Expenditures by Fund for Districts		Maintenance & Operation CSF & IIF Expenditures	Capital Expenditures	Facilities Expenditures	State & Federal Project Expenditures	Bond Building Actual & Deductions	Other Expenditures	Total Expenditures
Maricopa								
Total ADM:	9,325.9316	Per ADM Amounts: \$12,194	\$762	\$2,890	\$2,259	\$336	\$1,353	\$19,794
Tempe Union High School District		\$116,715,155	\$8,242,488	\$14,573,247	\$8,422,510	\$20,612,006	\$14,683,402	\$183,248,808
Total ADM:	11,345.1053	Per ADM Amounts: \$10,288	\$727	\$1,285	\$742	\$1,817	\$1,294	\$16,152
Tolleson Elementary District		\$25,965,823	\$2,309,721	\$3,778,908	\$4,611,650	\$9,284,592	\$5,566,554	\$51,517,248
Total ADM:	2,716.3230	Per ADM Amounts: \$9,559	\$850	\$1,391	\$1,698	\$3,418	\$2,049	\$18,966
Tolleson Union High School District		\$149,203,388	\$34,676,299	\$46,798,121	\$11,005,437	\$27,829,227	\$17,359,976	\$286,872,448
Total ADM:	13,753.0319	Per ADM Amounts: \$10,849	\$2,521	\$3,403	\$800	\$2,023	\$1,262	\$20,859
Union Elementary District		\$14,654,914	\$922,831	\$2,701,616	\$2,518,205	\$13,083,751	\$1,788,887	\$35,670,204
Total ADM:	1,552.8068	Per ADM Amounts: \$9,438	\$594	\$1,740	\$1,622	\$8,426	\$1,152	\$22,971
Washington Elementary School District		\$183,985,722	\$8,465,992	\$17,814,637	\$55,705,383	\$19,510,832	\$50,240,392	\$335,722,958
Total ADM:	17,617.7154	Per ADM Amounts: \$10,443	\$481	\$1,011	\$3,162	\$1,107	\$2,852	\$19,056
West-MEC - Western Maricopa Education Center		\$54,806,533	\$15,037,591	\$1,951,041	\$2,100,030	\$36,606,171	\$4,907,537	\$115,408,903
Total ADM:	12,117.0415	Per ADM Amounts: \$4,523	\$1,241	\$161	\$173	\$3,021	\$405	\$9,525
Wickenburg Unified District		\$12,434,638	\$572,594	\$1,301,000	\$1,869,019	(\$1,157,000)	\$2,164,937	\$17,185,188
Total ADM:	1,027.0447	Per ADM Amounts: \$12,107	\$558	\$1,267	\$1,820	(\$1,127)	\$2,108	\$16,733
Wilson Elementary District		\$0	\$0	\$0	\$0	\$0	\$0	\$0
Total ADM:	788.8183	Per ADM Amounts: \$0	\$0	\$0	\$0	\$0	\$0	\$0
Maricopa		Totals	\$437,136,736	\$968,756,202	\$695,107,887	\$209,544,691	\$877,278,038	\$8,682,267,074
Total ADM:	553,143.3666	Per ADM Amounts: \$9,933	\$790	\$1,751	\$1,257	\$379	\$1,586	\$15,696

Expenditures by Fund for Districts		Maintenance & Operation CSF & IIF Expenditures	Capital Expenditures	Facilities Expenditures	State & Federal Project Expenditures	Bond Building Actual & Deductions	Other Expenditures	Total Expenditures
Mohave								
Bullhead City School District	080415000	\$20,332,969	\$1,037,707	\$454,489	\$5,711,185	\$0	\$2,396,069	\$29,932,419
Total ADM:	2,008.7869	\$10,122	\$517	\$226	\$2,843	\$0	\$1,193	\$14,901
Colorado City Unified District	080214000	\$6,317,411	\$1,580,449	\$63,997	\$2,822,098	\$0	\$926,267	\$11,710,222
Total ADM:	475.2854	\$13,292	\$3,325	\$135	\$5,938	\$0	\$1,949	\$24,638
Colorado River Union High School District	080502000	\$15,871,076	\$1,199,861	\$2,567,065	\$2,168,911	(\$1,378,500)	\$3,807,038	\$24,235,451
Total ADM:	1,744.0492	\$9,100	\$688	\$1,472	\$1,244	(\$790)	\$2,183	\$13,896
Hackberry School District	080303000	\$829,908	\$34,025	\$0	\$155,965	\$0	\$45,866	\$1,065,764
Total ADM:	39.0876	\$21,232	\$870	\$0	\$3,990	\$0	\$1,173	\$27,266
Kingman Unified School District	080220000	\$60,487,294	\$5,608,574	\$10,242,723	\$11,888,058	(\$6,251,650)	\$14,395,269	\$96,370,268
Total ADM:	6,598.9564	\$9,166	\$850	\$1,552	\$1,802	(\$947)	\$2,181	\$14,604
Lake Havasu Unified District	080201000	\$48,640,786	\$2,865,676	\$6,989,602	\$6,815,490	\$510,332	\$4,813,752	\$70,635,638
Total ADM:	4,887.7629	\$9,952	\$586	\$1,430	\$1,394	\$104	\$985	\$14,452
Littlefield Unified District	080209000	\$3,853,391	\$275,433	\$0	\$808,994	\$18,122	\$410,390	\$5,366,330
Total ADM:	328.5275	\$11,729	\$838	\$0	\$2,462	\$55	\$1,249	\$16,334
Mohave Valley Elementary District	080416000	\$9,970,293	\$1,635,161	\$362,345	\$5,997,155	\$0	\$1,369,912	\$19,334,866
Total ADM:	1,122.9136	\$8,879	\$1,456	\$323	\$5,341	\$0	\$1,220	\$17,218
Owens School District No.6	080306000	\$355,452	\$26,244	\$183,667	\$51,409	\$0	\$19,166	\$635,938
Total ADM:	9.0700	\$39,190	\$2,893	\$20,250	\$5,668	\$0	\$2,113	\$70,114
Peach Springs Unified District	080208000	\$2,541,298	\$3,949	\$24,435	\$2,440,434	\$0	\$429,544	\$5,439,660
Total ADM:	173.7652	\$14,625	\$23	\$141	\$14,044	\$0	\$2,472	\$31,305
Topock Elementary District	080412000	\$1,026,767	\$28,032	\$217,964	\$457,704	\$0	\$131,361	\$1,861,828
Total ADM:	75.2749	\$13,640	\$372	\$2,896	\$6,080	\$0	\$1,745	\$24,734
Valentine Elementary District	080322000	\$697,037	\$173,044	\$615,788	\$981,494	\$0	(\$1,339)	\$2,466,024
Total ADM:	83.4400	\$8,354	\$2,074	\$7,380	\$11,763	\$0	(\$16)	\$29,554
Western-Arizona Vocational District #50	080850000	\$4,613,558	\$185,222	\$0	\$100,944	\$0	\$45,498	\$4,945,222
Total ADM:	1,151.0060	\$4,008	\$161	\$0	\$88	\$0	\$40	\$4,296
Yucca Elementary District	080313000	\$655,510	\$70,249	\$0	\$102,467	\$0	\$45,478	\$873,704
Total ADM:	23.2200	\$28,230	\$3,025	\$0	\$4,413	\$0	\$1,959	\$37,627
Mohave		\$176,192,750	\$14,723,626	\$21,722,075	\$40,502,308	(\$7,101,696)	\$28,834,271	\$274,873,334
Total ADM:	18,721.1456	\$9,411	\$786	\$1,160	\$2,163	(\$379)	\$1,540	\$14,683

Expenditures by Fund for Districts		Maintenance & Operation CSF & IIF Expenditures	Capital Expenditures	Facilities Expenditures	State & Federal Project Expenditures	Bond Building Actual & Deductions	Other Expenditures	Total Expenditures
Navajo								
Blue Ridge Unified School District No. 32	090232000	\$14,619,700	\$499,371	\$4,318,932	\$3,170,964	(\$2,368,367)	\$4,445,633	\$24,686,233
Total ADM:	1,536.9963	\$9,512	\$325	\$2,810	\$2,063	(\$1,541)	\$2,892	\$16,061
Cedar Unified District	090225000	\$1,664,307	\$498,079	\$0	\$6,285,906	\$0	\$769,184	\$9,217,476
Total ADM:	135.5519	\$12,278	\$3,674	\$0	\$46,373	\$0	\$5,674	\$68,000
Heber-Overgaard Unified District	090206000	\$5,154,580	\$480,854	\$796,250	\$680,434	(\$655,000)	\$715,100	\$7,172,218
Total ADM:	472.1312	\$10,918	\$1,018	\$1,687	\$1,441	(\$1,387)	\$1,515	\$15,191
Holbrook Unified District	090203000	\$18,554,242	\$1,058,553	\$1,351,488	\$11,969,275	(\$323,563)	\$2,549,671	\$35,159,666
Total ADM:	1,687.8822	\$10,993	\$627	\$801	\$7,091	(\$192)	\$1,511	\$20,831
Joseph City Unified District	090202000	\$6,015,164	\$294,697	\$7,746	\$820,367	\$0	\$1,220,729	\$8,358,703
Total ADM:	396.1146	\$15,185	\$744	\$20	\$2,071	\$0	\$3,082	\$21,102
Kayenta Unified School District #27	090227000	\$15,580,107	\$701,862	\$150,000	\$22,212,413	\$39,375	\$3,115,483	\$41,799,240
Total ADM:	1,457.0890	\$10,693	\$482	\$103	\$15,244	\$27	\$2,138	\$28,687
Navajo County Accommodation District #99	090199000	\$337,837	\$10,611	\$0	\$9,143	\$0	\$44,416	\$402,007
Total ADM:	34.5127	\$9,789	\$307	\$0	\$265	\$0	\$1,287	\$11,648
Northeast Arizona Technological Institute of Vocat	090836000	\$3,532,137	\$983,294	\$0	\$1,500	\$0	\$1,819	\$4,518,750
Total ADM:	693.7192	\$5,092	\$1,417	\$0	\$2	\$0	\$3	\$6,514
Northern Arizona Vocational Institute of Technology	090835000	\$5,863,772	\$906,580	\$0	\$21,905	\$0	\$86,871	\$6,879,128
Total ADM:	1,095.6359	\$5,352	\$827	\$0	\$20	\$0	\$79	\$6,279
Pinon Unified District	090204000	\$10,486,630	\$0	\$0	\$12,951,709	\$0	\$1,861,883	\$25,300,222
Total ADM:	956.6435	\$10,962	\$0	\$0	\$13,539	\$0	\$1,946	\$26,447
Show Low Unified District	090210000	\$20,112,425	\$1,515,222	\$4,226,278	\$3,513,872	(\$625,000)	\$4,512,441	\$33,255,238
Total ADM:	2,308.7770	\$8,711	\$656	\$1,831	\$1,522	(\$271)	\$1,954	\$14,404
Snowflake Unified District	090205000	\$21,083,589	\$5,825,788	\$6,099,708	\$3,913,127	\$0	\$2,955,262	\$39,877,474
Total ADM:	2,685.4474	\$7,851	\$2,169	\$2,271	\$1,457	\$0	\$1,100	\$14,849
Whiteriver Unified District	090220000	\$17,413,550	\$2,046,212	\$0	\$40,242,161	\$0	\$3,487,072	\$63,188,995
Total ADM:	2,180.8015	\$7,985	\$938	\$0	\$18,453	\$0	\$1,599	\$28,975
Winslow Unified District	090201000	\$16,404,233	\$306,935	\$89,240	\$7,776,044	\$0	\$2,087,876	\$26,664,328
Total ADM:	1,730.7988	\$9,478	\$177	\$52	\$4,493	\$0	\$1,206	\$15,406
Navajo		\$156,822,273	\$15,128,058	\$17,039,642	\$113,568,820	(\$3,932,555)	\$27,853,440	\$326,479,678
Total ADM:	17,372.1012	\$9,027	\$871	\$981	\$6,537	(\$226)	\$1,603	\$18,793

Expenditures by Fund for Districts		Maintenance & Operation CSF & IIF Expenditures	Capital Expenditures	Facilities Expenditures	State & Federal Project Expenditures	Bond Building Actual & Deductions	Other Expenditures	Total Expenditures
Pima								
Ajo Unified District	100215000	\$4,216,786	\$329,130	\$107,864	\$640,945	\$0	\$617,066	\$5,911,791
Total ADM:	381.4959	\$11,053	\$863	\$283	\$1,680	\$0	\$1,617	\$15,496
Altar Valley Elementary District	100351000	\$5,324,075	\$491,039	\$167,243	\$1,595,045	\$0	\$759,726	\$8,337,128
Total ADM:	433.3483	\$12,286	\$1,133	\$386	\$3,681	\$0	\$1,753	\$19,239
Amphitheater Unified District	100210000	\$121,188,780	\$8,291,362	\$19,004,520	\$14,799,491	(\$2,474,655)	\$21,672,471	\$182,481,969
Total ADM:	10,811.9541	\$11,209	\$767	\$1,758	\$1,369	(\$229)	\$2,004	\$16,878
Baboquivari Unified School District #40	100240000	\$14,213,042	\$0	\$2,975,218	\$8,487,565	\$0	\$2,772,619	\$28,448,444
Total ADM:	951.1707	\$14,943	\$0	\$3,128	\$8,923	\$0	\$2,915	\$29,909
Catalina Foothills Unified District	100216000	\$45,289,117	\$3,513,410	\$7,516,851	\$2,565,331	\$38,058	\$10,711,537	\$69,634,304
Total ADM:	4,820.9082	\$9,394	\$729	\$1,559	\$532	\$8	\$2,222	\$14,444
Continental Elementary District	100339000	\$6,161,731	\$339,902	\$1,987,665	\$515,045	(\$1,148,351)	\$1,248,454	\$9,104,446
Total ADM:	587.4804	\$10,488	\$579	\$3,383	\$877	(\$1,955)	\$2,125	\$15,497
Empire Elementary District	100337000	\$225,500	\$0	\$0	\$0	\$0	\$0	\$225,500
Total ADM:	0.0000	\$0	\$0	\$0	\$0	\$0	\$0	\$0
Flowing Wells Unified District	100208000	\$47,358,219	\$3,417,577	\$5,202,321	\$7,384,024	(\$2,216,275)	\$9,515,631	\$70,661,497
Total ADM:	4,969.9029	\$9,529	\$688	\$1,047	\$1,486	(\$446)	\$1,915	\$14,218
Marana Unified District	100206000	\$128,195,470	\$4,555,948	\$37,275,191	\$10,757,578	\$40,928,911	\$18,634,118	\$240,347,216
Total ADM:	12,255.1666	\$10,461	\$372	\$3,042	\$878	\$3,340	\$1,521	\$19,612
Pima County Accommodation School District	100100000	\$13,137,274	\$30,735	\$0	\$168,528	\$0	\$48,818	\$13,385,355
Total ADM:	1,809.6532	\$7,260	\$17	\$0	\$93	\$0	\$27	\$7,397
Pima County JTED	100811000	\$37,555,861	\$5,759,953	\$0	\$3,201,289	\$0	\$3,352,386	\$49,869,489
Total ADM:	6,069.1277	\$6,188	\$949	\$0	\$527	\$0	\$552	\$8,217
Redington Elementary District	100344000	\$6,204	\$0	\$0	\$0	\$0	\$0	\$6,204
Total ADM:	0.0000	\$0	\$0	\$0	\$0	\$0	\$0	\$0
Sahuarita Unified District	100230000	\$54,521,433	\$3,715,761	\$13,880,521	\$3,352,190	\$14,058,200	\$13,290,562	\$102,818,667
Total ADM:	6,047.1480	\$9,016	\$614	\$2,295	\$554	\$2,325	\$2,198	\$17,003
San Fernando Elementary District	100335000	\$345,310	\$7,754	\$0	\$14,800	\$0	\$626	\$368,490
Total ADM:	8.7609	\$39,415	\$885	\$0	\$1,689	\$0	\$71	\$42,061
Sunnyside Unified District	100212000	\$116,554,203	\$12,295,072	\$6,474,476	\$16,844,757	(\$4,544,676)	\$20,394,516	\$168,018,348
Total ADM:	13,307.1738	\$8,759	\$924	\$487	\$1,266	(\$342)	\$1,533	\$12,626
Tanque Verde Unified District	100213000	\$20,357,742	\$1,226,097	\$2,437,245	\$789,822	(\$866,090)	\$3,912,863	\$27,857,679
Total ADM:	2,122.8878	\$9,590	\$578	\$1,148	\$372	(\$408)	\$1,843	\$13,123

Expenditures by Fund for Districts		Maintenance & Operation CSF & IIF Expenditures	Capital Expenditures	Facilities Expenditures	State & Federal Project Expenditures	Bond Building Actual & Deductions	Other Expenditures	Total Expenditures
Pima								
Tucson Unified District	100201000	\$412,654,305	\$19,308,961	\$44,353,176	\$61,191,725	\$34,858,775	\$56,000,551	\$628,367,493
Total ADM:	37,439.9079	\$11,022	\$516	\$1,185	\$1,634	\$931	\$1,496	\$16,783
Vail Unified District	100220000	\$142,215,540	\$9,799,866	\$29,535,571	\$7,832,909	(\$4,327,819)	\$22,815,820	\$207,871,887
Total ADM:	14,360.8609	\$9,903	\$682	\$2,057	\$545	(\$301)	\$1,589	\$14,475
Pima								
Total ADM:	116,376.9473	\$1,169,520,592	\$73,082,567	\$170,917,862	\$140,141,044	\$74,306,078	\$185,747,764	\$1,813,715,907
			\$628	\$1,469	\$1,204	\$638	\$1,596	\$15,585

Expenditures by Fund for Districts		Maintenance & Operation CSF & IIF Expenditures	Capital Expenditures	Facilities Expenditures	State & Federal Project Expenditures	Bond Building Actual & Deductions	Other Expenditures	Total Expenditures
Pinal								
Apache Junction Unified District	110243000	\$25,118,379	\$315,774	\$3,572,356	\$5,847,684	(\$87,514)	\$2,770,451	\$37,537,130
Total ADM:	2,305.4644	\$10,895	\$137	\$1,550	\$2,536	(\$38)	\$1,202	\$16,282
Casa Grande Elementary District	110404000	\$61,079,053	\$2,986,062	\$5,644,323	\$7,499,387	(\$1,346,831)	\$5,256,173	\$81,118,167
Total ADM:	6,138.8650	\$9,950	\$486	\$919	\$1,222	(\$219)	\$856	\$13,214
Casa Grande Union High School District	110502000	\$42,846,663	\$4,368,356	\$5,417,740	\$3,596,355	(\$2,635,000)	\$4,387,221	\$57,981,335
Total ADM:	3,851.8269	\$11,124	\$1,134	\$1,407	\$934	(\$684)	\$1,139	\$15,053
Central Arizona Valley Institute of Technology	110801000	\$6,183,314	\$3,947,982	\$0	\$251,737	\$0	\$9,345	\$10,392,378
Total ADM:	1,453.4484	\$4,254	\$2,716	\$0	\$173	\$0	\$6	\$7,150
Cobre Valley Institute of Technology District	110802000	\$1,848,336	\$192,822	\$0	\$58,346	\$0	\$14,842	\$2,114,346
Total ADM:	319.3207	\$5,788	\$604	\$0	\$183	\$0	\$46	\$6,621
Coolidge Unified District	110221000	\$27,173,449	\$1,976,992	\$7,552,617	\$7,448,720	\$2,103,644	\$3,287,209	\$49,542,631
Total ADM:	2,749.7061	\$9,882	\$719	\$2,747	\$2,709	\$765	\$1,195	\$18,017
Eloy Elementary District	110411000	\$6,428,885	\$232,404	\$204,627	\$1,331,914	(\$85,000)	\$1,034,272	\$9,147,102
Total ADM:	684.7126	\$9,389	\$339	\$299	\$1,945	(\$124)	\$1,511	\$13,359
Florence Unified School District	110201000	\$83,031,977	\$3,012,569	\$10,352,554	\$11,415,829	(\$6,827,110)	\$15,951,484	\$116,937,303
Total ADM:	8,329.3722	\$9,969	\$362	\$1,243	\$1,371	(\$820)	\$1,915	\$14,039
J O Combs Unified School District	110244000	\$34,587,471	\$1,421,614	\$4,575,978	\$3,961,047	(\$4,143,494)	\$9,451,940	\$49,854,556
Total ADM:	3,679.9835	\$9,399	\$386	\$1,243	\$1,076	(\$1,126)	\$2,568	\$13,547
Mammoth-San Manuel Unified District	110208000	\$5,896,488	\$458,599	\$0	\$849,760	\$0	\$852,856	\$8,057,703
Total ADM:	434.9968	\$13,555	\$1,054	\$0	\$1,953	\$0	\$1,961	\$18,524
Maricopa Unified School District	110220000	\$90,073,649	\$13,503,147	\$5,066,722	\$6,388,518	(\$3,487,125)	\$9,453,147	\$120,998,058
Total ADM:	9,251.4754	\$9,736	\$1,460	\$548	\$691	(\$377)	\$1,022	\$13,079
Mary C O'Brien Accommodation District	110100000	\$5,856,025	\$583,132	\$0	\$200,932	\$0	\$259,727	\$6,899,816
Total ADM:	187.4251	\$31,245	\$3,111	\$0	\$1,072	\$0	\$1,386	\$36,814
Oracle Elementary District	110302000	\$4,504,177	\$439,104	\$1,048,650	\$437,549	(\$534,578)	\$549,393	\$6,444,295
Total ADM:	361.8384	\$12,448	\$1,214	\$2,898	\$1,209	(\$1,477)	\$1,518	\$17,810
Picacho Elementary District	110433000	\$1,665,103	\$33,666	\$149,271	\$166,407	\$0	\$150,952	\$2,165,399
Total ADM:	145.0997	\$11,476	\$232	\$1,029	\$1,147	\$0	\$1,040	\$14,924
Ray Unified District	110203000	\$3,986,107	\$222,000	\$322,169	\$522,986	(\$155,000)	\$567,121	\$5,465,383
Total ADM:	282.7781	\$14,096	\$785	\$1,139	\$1,849	(\$548)	\$2,006	\$19,327
Red Rock Elementary District	110405000	\$4,377,752	\$395,709	\$13,762	\$337,629	\$0	\$370,206	\$5,495,058

Expenditures by Fund for Districts		Maintenance & Operation CSF & IIF Expenditures	Capital Expenditures	Facilities Expenditures	State & Federal Project Expenditures	Bond Building Actual & Deductions	Other Expenditures	Total Expenditures
Pinal								
Total ADM: 400.1268	Per ADM Amounts:	\$10,941	\$989	\$34	\$844	\$0	\$925	\$13,733
Sacaton Elementary District	110418000	\$5,002,708	\$1,781,055	\$0	\$7,977,489	\$0	\$916,870	\$15,678,122
Total ADM: 423.4200	Per ADM Amounts:	\$11,815	\$4,206	\$0	\$18,841	\$0	\$2,165	\$37,027
Santa Cruz Valley Union High School District	110540000	\$4,225,897	\$336,847	\$672,910	\$613,421	(\$465,516)	\$1,132,483	\$6,516,042
Total ADM: 422.3609	Per ADM Amounts:	\$10,005	\$798	\$1,593	\$1,452	(\$1,102)	\$2,681	\$15,428
Stanfield Elementary District	110424000	\$3,960,964	\$192,751	\$2,410,876	\$639,922	\$0	\$460,175	\$7,664,688
Total ADM: 328.0162	Per ADM Amounts:	\$12,076	\$588	\$7,350	\$1,951	\$0	\$1,403	\$23,367
Superior Unified School District	110215000	\$3,926,263	\$378,299	\$316,115	\$851,595	\$0	\$835,532	\$6,307,804
Total ADM: 284.9426	Per ADM Amounts:	\$13,779	\$1,328	\$1,109	\$2,989	\$0	\$2,932	\$22,137
Toilec School District	110422000	\$10,904,711	\$1,004,329	\$1,394,117	\$1,155,808	\$0	\$1,665,001	\$16,123,966
Total ADM: 1,185.4464	Per ADM Amounts:	\$9,199	\$847	\$1,176	\$975	\$0	\$1,405	\$13,602
Pinal								
Totals		\$432,677,371	\$37,783,213	\$48,714,787	\$61,553,035	(\$17,663,524)	\$59,376,400	\$622,441,282
Total ADM: 43,220.6262	Per ADM Amounts:	\$10,011	\$874	\$1,127	\$1,424	(\$409)	\$1,374	\$14,401

Expenditures by Fund for Districts		Maintenance & Operation CSF & IIF Expenditures	Capital Expenditures	Facilities Expenditures	State & Federal Project Expenditures	Bond Building Actual & Deductions	Other Expenditures	Total Expenditures
Santa Cruz								
Nogales Unified District	120201000	\$43,943,780	\$2,606,978	\$3,664,829	\$7,652,212	(\$717,678)	\$12,446,518	\$69,596,639
Total ADM:	5,363.3554	\$8,193	\$486	\$683	\$1,427	(\$134)	\$2,321	\$12,976
Patagonia Elementary District	120406000	\$1,400,427	\$82,867	\$0	\$193,810	\$0	\$220,623	\$1,897,727
Total ADM:	112.7807	\$12,417	\$735	\$0	\$1,718	\$0	\$1,956	\$16,827
Patagonia Union High School District	120520000	\$1,622,934	\$106,078	\$22,100	\$90,155	\$0	\$542,324	\$2,383,591
Total ADM:	71.6684	\$22,645	\$1,480	\$308	\$1,258	\$0	\$7,567	\$33,259
Santa Cruz Elementary District	120328000	\$1,788,626	\$22,100	\$0	\$223,973	\$0	\$191,982	\$2,226,681
Total ADM:	122.4112	\$14,612	\$181	\$0	\$1,830	\$0	\$1,568	\$18,190
Santa Cruz Valley Unified District	120235000	\$31,372,506	\$2,356,922	\$4,086,696	\$4,528,118	\$63,104	\$8,106,994	\$50,514,340
Total ADM:	3,458.2147	\$9,072	\$682	\$1,182	\$1,309	\$18	\$2,344	\$14,607
Sonoita Elementary District	120425000	\$2,459,721	\$169,478	\$103,840	\$516,940	\$0	\$459,313	\$3,709,292
Total ADM:	95.9808	\$25,627	\$1,766	\$1,082	\$5,386	\$0	\$4,785	\$38,646
Santa Cruz	Totals	\$82,587,994	\$5,344,423	\$7,877,465	\$13,205,208	(\$654,574)	\$21,967,754	\$130,328,270
Total ADM:	9,224.4112	\$8,953	\$579	\$854	\$1,432	(\$71)	\$2,381	\$14,129

Expenditures by Fund for Districts		Maintenance & Operation CSF & IIF Expenditures	Capital Expenditures	Facilities Expenditures	State & Federal Project Expenditures	Bond Building Actual & Deductions	Other Expenditures	Total Expenditures
Yavapai								
Ash Fork Joint Unified District	130231000	\$3,448,007	\$2,547,022	\$0	\$281,468	\$0	\$345,830	\$6,622,327
Total ADM:	283.3311	\$12,170	\$8,990	\$0	\$993	\$0	\$1,221	\$23,373
Bagdad Unified District	130220000	\$5,458,309	\$210,000	\$78,652	\$288,797	\$0	\$3,680,523	\$9,716,281
Total ADM:	485.7180	\$11,238	\$432	\$162	\$595	\$0	\$7,577	\$20,004
Beaver Creek Elementary District	130326000	\$3,085,049	\$278,687	\$533,319	\$532,183	\$67,500	\$348,611	\$4,845,349
Total ADM:	305.0474	\$10,113	\$914	\$1,748	\$1,745	\$221	\$1,143	\$15,884
Camp Verde Unified District	130228000	\$14,168,646	\$469,875	\$2,112,287	\$2,940,931	\$0	\$2,715,933	\$22,407,672
Total ADM:	1,519.2654	\$9,326	\$309	\$1,390	\$1,936	\$0	\$1,788	\$14,749
Canon Elementary District	130350000	\$1,703,581	\$93,466	\$72,909	\$546,605	\$0	\$149,168	\$2,565,729
Total ADM:	111.6432	\$15,259	\$837	\$653	\$4,896	\$0	\$1,336	\$22,982
Chino Valley Unified District	130251000	\$21,366,035	\$723,523	\$12,338,090	\$2,236,598	\$0	\$3,227,278	\$39,891,524
Total ADM:	2,090.0318	\$10,223	\$346	\$5,903	\$1,070	\$0	\$1,544	\$19,087
Clarksdale-Jerome Elementary District	130403000	\$4,450,227	\$308,380	\$65,440	\$462,366	\$0	\$868,406	\$6,154,819
Total ADM:	431.2048	\$10,320	\$715	\$152	\$1,072	\$0	\$2,014	\$14,274
Congress Elementary District	130317000	\$2,054,588	\$98,642	\$0	\$126,971	\$0	\$93,066	\$2,373,267
Total ADM:	114.4302	\$17,955	\$862	\$0	\$1,110	\$0	\$813	\$20,740
Cottonwood-Oak Creek Elementary District	130406000	\$15,001,429	\$548,492	\$107,366	\$4,148,669	\$0	\$2,690,261	\$22,496,217
Total ADM:	1,645.6003	\$9,116	\$333	\$65	\$2,521	\$0	\$1,635	\$13,671
Crown King Elementary District	130341000	\$179,738	\$7,742	\$0	\$22,187	\$0	\$1,602	\$211,269
Total ADM:	8.5000	\$21,146	\$911	\$0	\$2,610	\$0	\$188	\$24,855
Hillside Elementary District	130335000	\$183,093	\$49,593	\$0	\$27,295	\$0	\$2,470	\$262,451
Total ADM:	5.9700	\$30,669	\$8,307	\$0	\$4,572	\$0	\$414	\$43,962
Humboldt Unified District	130222000	\$45,416,249	\$1,259,731	\$9,821,932	\$7,173,198	(\$4,486,178)	\$6,528,722	\$65,713,654
Total ADM:	4,901.1687	\$9,266	\$257	\$2,004	\$1,464	(\$915)	\$1,332	\$13,408
Kirkland Elementary District	130323000	\$1,311,628	\$28,310	\$2,627,963	\$143,668	\$0	\$69,534	\$4,181,103
Total ADM:	65.1773	\$20,124	\$434	\$40,320	\$2,204	\$0	\$1,067	\$64,150
Mayer Unified School District	130243000	\$5,375,989	\$457,253	\$344,222	\$1,786,502	(\$280,802)	\$873,555	\$8,556,719
Total ADM:	495.8558	\$10,842	\$922	\$694	\$3,603	(\$566)	\$1,762	\$17,256
Mingus Union High School District	130504000	\$11,702,715	\$920,710	\$2,444,772	\$938,766	(\$450,600)	\$1,670,574	\$17,226,937
Total ADM:	1,170.5607	\$9,998	\$787	\$2,089	\$802	(\$385)	\$1,427	\$14,717
Mountain Institute CTED #2	130802000	\$3,948,826	\$1,301,716	\$0	\$499,586	\$0	\$31,206	\$5,781,334
Total ADM:	746.2107	\$5,292	\$1,744	\$0	\$669	\$0	\$42	\$7,748

Expenditures by Fund for Districts		Maintenance & Operation CSF & IIF Expenditures	Capital Expenditures	Facilities Expenditures	State & Federal Project Expenditures	Bond Building Actual & Deductions	Other Expenditures	Total Expenditures
Yavapai								
Prescott Unified District	130201000	\$33,844,220	\$1,898,974	\$5,102,019	\$4,167,645	(\$795,637)	\$4,185,992	\$48,403,213
Total ADM:	3,533.8357	\$9,577	\$537	\$1,444	\$1,179	(\$225)	\$1,185	\$13,697
Sedona-Oak Creek JUSD #9	130209000	\$7,089,173	\$658,871	\$3,649,321	\$819,254	(\$3,071,096)	\$2,327,486	\$11,473,009
Total ADM:	637.5674	\$11,119	\$1,033	\$5,724	\$1,285	(\$4,817)	\$3,651	\$17,995
Seligman Unified District	130240000	\$3,600,286	\$233,569	\$1,198,496	\$267,624	\$0	\$217,472	\$5,517,447
Total ADM:	180.4549	\$19,951	\$1,294	\$6,642	\$1,483	\$0	\$1,205	\$30,575
Skull Valley Elementary District	130315000	\$877,253	\$23,977	\$98,533	\$317,005	\$0	\$180,959	\$1,497,727
Total ADM:	30.0945	\$29,150	\$797	\$3,274	\$10,534	\$0	\$6,013	\$49,767
Valley Academy for Career and Technology Education	130801000	\$1,963,090	\$36,964	\$0	\$97,637	\$0	\$119,160	\$2,216,851
Total ADM:	356.9468	\$5,500	\$104	\$0	\$274	\$0	\$334	\$6,211
Williamson Valley Elementary School District	130302000	\$302,521	\$36,720	\$0	\$58,884	\$0	\$489	\$398,614
Total ADM:	0.0000	\$0	\$0	\$0	\$0	\$0	\$0	\$0
Yarnell Elementary District	130352000	\$995,690	\$16,019	\$32,740	\$255,426	\$0	\$106,512	\$1,406,387
Total ADM:	35.2429	\$28,252	\$455	\$929	\$7,248	\$0	\$3,022	\$39,906
Yavapai Accommodation School District	130199000	\$1,509,484	\$71,875	\$0	\$178,997	\$0	\$35,619	\$1,795,975
Total ADM:	66.5972	\$22,666	\$1,079	\$0	\$2,688	\$0	\$535	\$26,968
Yavapai		\$189,035,826	\$12,280,111	\$40,628,061	\$28,318,262	(\$9,016,813)	\$30,470,428	\$291,715,875
Total ADM:	19,220.4548	\$9,835	\$639	\$2,114	\$1,473	(\$469)	\$1,585	\$15,177

Expenditures by Fund for Districts		Maintenance & Operation CSF & IIF Expenditures	Capital Expenditures	Facilities Expenditures	State & Federal Project Expenditures	Bond Building Actual & Deductions	Other Expenditures	Total Expenditures
Yuma								
Antelope Union High School District	140550000	\$2,725,357	\$99,961	\$131,026	\$294,077	\$0	\$341,976	\$3,592,397
Total ADM:	192.4595	\$14,161	\$519	\$681	\$1,528	\$0	\$1,777	\$18,666
Crane Elementary District	140413000	\$45,816,498	\$4,253,929	\$3,265,169	\$6,598,538	\$6,312,957	\$12,601,145	\$78,848,236
Total ADM:	5,347.6236	\$8,568	\$795	\$611	\$1,234	\$1,181	\$2,356	\$14,745
Gadsden Elementary District	140432000	\$39,523,178	\$3,124,943	\$1,976,238	\$12,055,365	(\$380,300)	\$6,743,982	\$63,043,406
Total ADM:	4,883.7689	\$8,093	\$640	\$405	\$2,468	(\$78)	\$1,381	\$12,909
Hyder Elementary District	140416000	\$2,149,097	\$49,059	\$32,666	\$157,039	\$0	\$234,548	\$2,622,409
Total ADM:	82.1338	\$26,166	\$597	\$398	\$1,912	\$0	\$2,856	\$31,928
Mohawk Valley Elementary District	140417000	\$1,842,307	\$248,251	\$1,980,260	\$310,167	(\$99,652)	\$505,707	\$4,787,040
Total ADM:	138.9077	\$13,263	\$1,787	\$14,256	\$2,233	(\$717)	\$3,641	\$34,462
Somerton Elementary District	140411000	\$24,299,902	\$2,791,581	\$6,482,310	\$5,507,597	\$0	\$6,619,099	\$45,700,489
Total ADM:	2,854.7071	\$8,512	\$978	\$2,271	\$1,929	\$0	\$2,319	\$16,009
Southwest Technical Education District of Yuma (ST)	140801000	\$7,599,089	\$993,854	\$0	\$13,482	\$0	\$118,968	\$8,725,393
Total ADM:	1,640.1897	\$4,633	\$606	\$0	\$8	\$0	\$73	\$5,320
Wellton Elementary District	140424000	\$1,977,332	\$263,313	\$23,315	\$342,075	\$0	\$205,395	\$2,811,430
Total ADM:	187.5535	\$10,543	\$1,404	\$124	\$1,824	\$0	\$1,095	\$14,990
Yuma Elementary District	140401000	\$84,650,522	\$7,436,002	\$2,821,946	\$15,096,663	(\$1,520,550)	\$10,303,868	\$118,788,451
Total ADM:	8,422.9168	\$10,050	\$883	\$335	\$1,792	(\$181)	\$1,223	\$14,103
Yuma Union High School District	140570000	\$102,136,375	\$9,237,728	\$6,280,310	\$12,503,752	(\$3,841,345)	\$16,306,668	\$142,623,488
Total ADM:	10,975.9062	\$9,306	\$842	\$572	\$1,139	(\$350)	\$1,486	\$12,994
Yuma								
Total ADM:	34,726.1668	\$312,719,657	\$28,498,621	\$22,993,240	\$52,878,755	\$471,110	\$53,981,356	\$471,542,739
		\$9,005	\$821	\$662	\$1,523	\$14	\$1,554	\$13,579

Expenditures by Fund for Districts		Maintenance & Operation CSF & IIF Expenditures	Capital Expenditures	Facilities Expenditures	State & Federal Project Expenditures	Bond Building Actual & Deductions	Other Expenditures	Total Expenditures
State		\$8,573,805,276	\$665,111,788	\$1,374,635,349	\$1,393,477,858	\$272,398,577	\$1,388,086,088	\$13,667,514,937
Total ADM:	866,480.5943	\$9,895	\$768	\$1,586	\$1,608	\$314	\$1,602	\$15,774
			Per ADM Amounts:					

Expenditures by Project for Charter Schools			General Projects	CSP & IIP	State & Federal Projects	CIP & ELL	Total Project Expenditures
Cochise							
Center for Academic Success, Inc.		028750000	\$10,453,571	\$1,266,738	\$1,691,363	\$0	\$13,411,672
Total Attending ADM:	1,090.1834	Per ADM Amounts:	\$9,589	\$1,162	\$1,551	\$0	\$12,302
Cochise Community Development Corporation		028701000	\$5,113,481	\$324,659	\$245,660	\$0	\$5,683,800
Total Attending ADM:	333.3349	Per ADM Amounts:	\$15,340	\$974	\$737	\$0	\$17,051
Omega Alpha Academy		028751000	\$1,924,627	\$235,965	\$491,354	\$0	\$2,651,946
Total Attending ADM:	187.1945	Per ADM Amounts:	\$10,281	\$1,261	\$2,625	\$0	\$14,167
Cochise	Totals		\$17,491,679	\$1,827,362	\$2,428,377	\$0	\$21,747,418
Total Attending ADM:	1,610.7128	Per ADM Amounts:	\$10,860	\$1,135	\$1,508	\$0	\$13,502

Expenditures by Project for Charter Schools			General Projects	CSP & IIP	State & Federal Projects	CIP & ELL	Total Project Expenditures
Coconino							
BASIS Charter Schools, Inc.		038707000	\$7,073,159	\$641,839	\$315,120	\$0	\$8,030,118
Total Attending ADM:	635.4415	Per ADM Amounts:	\$11,131	\$1,010	\$496	\$0	\$12,637
Flagstaff Arts And Leadership Academy		038750000	\$2,169,029	\$219,320	\$126,025	\$0	\$2,514,374
Total Attending ADM:	174.8109	Per ADM Amounts:	\$12,408	\$1,255	\$721	\$0	\$14,383
Flagstaff Junior Academy		038752000	\$3,325,940	\$365,100	\$146,067	\$0	\$3,837,107
Total Attending ADM:	349.0471	Per ADM Amounts:	\$9,529	\$1,046	\$418	\$0	\$10,993
Flagstaff Montessori		038705000	\$1,777,903	\$200,491	\$81,775	\$0	\$2,060,169
Total Attending ADM:	169.5421	Per ADM Amounts:	\$10,486	\$1,183	\$482	\$0	\$12,151
Glen Canyon Outdoor Academy		038715000	\$1,640,770	\$199,255	\$402,187	\$0	\$2,242,212
Total Attending ADM:	172.4118	Per ADM Amounts:	\$9,517	\$1,156	\$2,333	\$0	\$13,005
Haven Montessori Children's House, Inc.		038755000	\$805,475	\$67,739	\$11,459	\$0	\$884,673
Total Attending ADM:	62.2648	Per ADM Amounts:	\$12,936	\$1,088	\$184	\$0	\$14,208
Mountain School, Inc.		038751000	\$1,936,677	\$196,431	\$70,377	\$0	\$2,203,485
Total Attending ADM:	168.2250	Per ADM Amounts:	\$11,512	\$1,168	\$418	\$0	\$13,098
Northland Preparatory Academy		038701000	\$6,040,348	\$753,550	\$235,051	\$0	\$7,028,949
Total Attending ADM:	634.3265	Per ADM Amounts:	\$9,522	\$1,188	\$371	\$0	\$11,081
Painted Desert Demonstration Projects, Inc.		038753000	\$1,488,884	\$112,369	\$2,250,369	\$0	\$3,851,622
Total Attending ADM:	95.3404	Per ADM Amounts:	\$15,617	\$1,179	\$23,604	\$0	\$40,399
Pine Forest Education Association, Inc.		038706000	\$2,286,474	\$215,321	\$150,426	\$0	\$2,652,221
Total Attending ADM:	204.8482	Per ADM Amounts:	\$11,162	\$1,051	\$734	\$0	\$12,947
Coconino	Totals		\$28,544,659	\$2,971,415	\$3,788,856	\$0	\$35,304,930
Total Attending ADM:	2,666.2583	Per ADM Amounts:	\$10,706	\$1,114	\$1,421	\$0	\$13,241

Expenditures by Project for Charter Schools			General Projects	CSP & IIP	State & Federal Projects	CIP & ELL	Total Project Expenditures
Gila							
Destiny School, Inc.		048701000	\$3,072,822	\$542,315	\$1,643,451	\$0	\$5,258,588
Total Attending ADM:	350.0987	Per ADM Amounts:	\$8,777	\$1,549	\$4,694	\$0	\$15,020
Liberty High School		048750000	\$965,361	\$179,381	\$114,773	\$0	\$1,259,515
Total Attending ADM:	71.9902	Per ADM Amounts:	\$13,410	\$2,492	\$1,594	\$0	\$17,496
Gila	Totals		\$4,038,183	\$721,696	\$1,758,224	\$0	\$6,518,103
Total Attending ADM:	422.0889	Per ADM Amounts:	\$9,567	\$1,710	\$4,166	\$0	\$15,442

Expenditures by Project for Charter Schools			General Projects	CSP & IIP	State & Federal Projects	CIP & ELL	Total Project Expenditures
Graham							
Discovery Plus Academy		058703000	\$877,201	\$165,523	\$95,631	\$0	\$1,138,355
Total Attending ADM:	108.3950	Per ADM Amounts:	\$8,093	\$1,527	\$882	\$0	\$10,502
Triumphant Learning Center		058702000	\$981,407	\$142,223	\$86,782	\$0	\$1,210,412
Total Attending ADM:	92.1782	Per ADM Amounts:	\$10,647	\$1,543	\$941	\$0	\$13,131
Graham	Totals		\$1,858,608	\$307,746	\$182,413	\$0	\$2,348,767
Total Attending ADM:	200.5732	Per ADM Amounts:	\$9,266	\$1,534	\$909	\$0	\$11,710

Expenditures by Project for Charter Schools		General Projects	CSP & IIP	State & Federal Projects	CIP & ELL	Total Project Expenditures	
Maricopa							
Academy of Mathematics and Science, Inc.		078270000	\$8,128,240	\$963,402	\$1,421,770	\$0	\$10,513,412
Total Attending ADM:	969.6286	Per ADM Amounts:	\$8,383	\$994	\$1,466	\$0	\$10,843
Academy with Community Partners-Arizona, Inc		078794000	\$1,672,593	\$215,331	\$94,492	\$0	\$1,982,416
Total Attending ADM:	167.2591	Per ADM Amounts:	\$10,000	\$1,287	\$565	\$0	\$11,852
Accelerated Learning Center, Inc.		078979000	\$1,313,699	\$253,952	\$0	\$0	\$1,567,651
Total Attending ADM:	134.6897	Per ADM Amounts:	\$9,754	\$1,885	\$0	\$0	\$11,639
Acclaim Charter School		078701000	\$2,719,382	\$274,696	\$287,321	\$0	\$3,281,399
Total Attending ADM:	238.6597	Per ADM Amounts:	\$11,394	\$1,151	\$1,204	\$0	\$13,749
AIBT Non-Profit Charter High School - Phoenix		078793000	\$238,523	\$177,084	\$174,849	\$0	\$590,456
Total Attending ADM:	81.0929	Per ADM Amounts:	\$2,941	\$2,184	\$2,156	\$0	\$7,281
AIBT Non-Profit Charter High School, Inc.		078286000	\$34,004	\$12,961	\$3,998	\$0	\$50,963
Total Attending ADM:	10.9729	Per ADM Amounts:	\$3,099	\$1,181	\$364	\$0	\$4,644
Allen-Cochran Enterprises, Inc.		078724000	\$2,928,493	\$353,543	\$0	\$0	\$3,282,036
Total Attending ADM:	311.8705	Per ADM Amounts:	\$9,390	\$1,134	\$0	\$0	\$10,524
American Basic Schools LLC		078989000	\$5,206,879	\$717,204	\$264,861	\$0	\$6,188,944
Total Attending ADM:	581.6392	Per ADM Amounts:	\$8,952	\$1,233	\$455	\$0	\$10,641
American Charter Schools Foundation d.b.a. Crestvi		078950000	\$2,342,052	\$272,334	\$730,723	\$0	\$3,345,109
Total Attending ADM:	251.4749	Per ADM Amounts:	\$9,313	\$1,083	\$2,906	\$0	\$13,302
American Charter Schools Foundation d.b.a. Desert		078947000	\$2,484,707	\$255,911	\$316,472	\$0	\$3,057,090
Total Attending ADM:	237.7190	Per ADM Amounts:	\$10,452	\$1,077	\$1,331	\$0	\$12,860
American Charter Schools Foundation d.b.a. Estrell		078948000	\$1,789,788	\$147,322	\$487,611	\$0	\$2,424,721
Total Attending ADM:	136.5246	Per ADM Amounts:	\$13,110	\$1,079	\$3,572	\$0	\$17,760
American Charter Schools Foundation d.b.a. Peoria		078951000	\$3,629,405	\$518,805	\$746,051	\$0	\$4,894,261
Total Attending ADM:	481.7188	Per ADM Amounts:	\$7,534	\$1,077	\$1,549	\$0	\$10,160
American Charter Schools Foundation d.b.a. South P		078983000	\$5,383,015	\$674,460	\$903,314	\$0	\$6,960,789
Total Attending ADM:	624.8065	Per ADM Amounts:	\$8,615	\$1,079	\$1,446	\$0	\$11,141
American Charter Schools Foundation d.b.a. South R		078517000	\$3,161,674	\$381,546	\$529,710	\$0	\$4,072,930
Total Attending ADM:	352.7568	Per ADM Amounts:	\$8,963	\$1,082	\$1,502	\$0	\$11,546
American Charter Schools Foundation d.b.a. Sun Val		078953000	\$3,011,717	\$375,830	\$581,750	\$0	\$3,969,297
Total Attending ADM:	348.7888	Per ADM Amounts:	\$8,635	\$1,078	\$1,668	\$0	\$11,380
American Charter Schools Foundation d.b.a. West Ph		078956000	\$3,666,148	\$426,751	\$676,806	\$0	\$4,769,705
Total Attending ADM:	394.4277	Per ADM Amounts:	\$9,295	\$1,082	\$1,716	\$0	\$12,093
American Charter Schools Foundation dba Ridgeview		118722000	\$2,251,189	\$246,577	\$388,174	\$0	\$2,885,940
Total Attending ADM:	228.0521	Per ADM Amounts:	\$9,871	\$1,081	\$1,702	\$0	\$12,655
American Leadership Academy, Inc.		078725000	\$160,496,492	\$15,275,140	\$7,476,285	\$0	\$183,247,917
Total Attending ADM:	14,966.5046	Per ADM Amounts:	\$10,724	\$1,021	\$500	\$0	\$12,244
Anthem Preparatory Academy		078525000	\$10,405,339	\$1,004,708	\$305,185	\$0	\$11,715,232
Total Attending ADM:	992.5434	Per ADM Amounts:	\$10,484	\$1,012	\$307	\$0	\$11,803
Archway Classical Academy Arete		078247000	\$4,942,606	\$483,225	\$231,364	\$0	\$5,657,195
Total Attending ADM:	486.2121	Per ADM Amounts:	\$10,166	\$994	\$476	\$0	\$11,635
Archway Classical Academy Chandler		078597000	\$5,213,327	\$486,661	\$275,871	\$0	\$5,975,859
Total Attending ADM:	489.6839	Per ADM Amounts:	\$10,646	\$994	\$563	\$0	\$12,204
Archway Classical Academy Cicero		078248000	\$4,476,395	\$418,792	\$246,305	\$0	\$5,141,492
Total Attending ADM:	421.3950	Per ADM Amounts:	\$10,623	\$994	\$584	\$0	\$12,201
Archway Classical Academy Glendale		078406000	\$5,373,118	\$514,860	\$212,202	\$0	\$6,100,180
Total Attending ADM:	518.0589	Per ADM Amounts:	\$10,372	\$994	\$410	\$0	\$11,775
Archway Classical Academy Lincoln		078234000	\$6,742,133	\$647,228	\$244,222	\$0	\$7,633,583
Total Attending ADM:	651.1859	Per ADM Amounts:	\$10,354	\$994	\$375	\$0	\$11,723
Archway Classical Academy North Phoenix		078214000	\$6,287,727	\$654,983	\$223,224	\$0	\$7,165,934

Expenditures by Project for Charter Schools

		General Projects	CSP & IIP	State & Federal Projects	CIP & ELL	Total Project Expenditures	
Maricopa							
Total Attending ADM:	659.0210	Per ADM Amounts:	\$9,541	\$994	\$339	\$0	\$10,874
Archway Classical Academy Scottsdale		078590000	\$10,432,055	\$980,787	\$265,629	\$0	\$11,678,471
Total Attending ADM:	986.8473	Per ADM Amounts:	\$10,571	\$994	\$269	\$0	\$11,834
Archway Classical Academy Trivium West		078595000	\$7,754,132	\$818,324	\$342,373	\$0	\$8,914,829
Total Attending ADM:	823.4627	Per ADM Amounts:	\$9,416	\$994	\$416	\$0	\$10,826
Archway Classical Academy Trivium West		078470000	\$2,329,763	\$247,692	\$55,364	\$0	\$2,632,819
Total Attending ADM:	247.4243	Per ADM Amounts:	\$9,416	\$1,001	\$224	\$0	\$10,641
Archway Classical Academy Veritas		078596000	\$6,890,728	\$652,141	\$280,868	\$0	\$7,823,737
Total Attending ADM:	656.1911	Per ADM Amounts:	\$10,501	\$994	\$428	\$0	\$11,923
Arete Preparatory Academy		078527000	\$5,762,897	\$554,540	\$240,850	\$0	\$6,558,287
Total Attending ADM:	537.8310	Per ADM Amounts:	\$10,715	\$1,031	\$448	\$0	\$12,194
Arizona Agribusiness & Equine Center INC.		078412000	\$1,250,587	\$209,083	\$101,465	\$0	\$1,561,135
Total Attending ADM:	153.9756	Per ADM Amounts:	\$8,122	\$1,358	\$659	\$0	\$10,139
Arizona Agribusiness & Equine Center, Inc.		078707000	\$2,514,946	\$386,321	\$108,879	\$0	\$3,010,146
Total Attending ADM:	263.8173	Per ADM Amounts:	\$9,533	\$1,464	\$413	\$0	\$11,410
Arizona Agribusiness & Equine Center, Inc.		078587000	\$2,861,008	\$582,274	\$257,707	\$0	\$3,700,989
Total Attending ADM:	331.8964	Per ADM Amounts:	\$8,620	\$1,754	\$776	\$0	\$11,151
Arizona Agribusiness & Equine Center, Inc.		078993000	\$3,101,436	\$674,621	\$580,295	\$0	\$4,356,352
Total Attending ADM:	423.5717	Per ADM Amounts:	\$7,322	\$1,593	\$1,370	\$0	\$10,285
Arizona Autism Charter Schools, Inc.		078226000	\$26,140,334	\$1,004,839	\$2,385,159	\$0	\$29,530,332
Total Attending ADM:	937.4407	Per ADM Amounts:	\$27,885	\$1,072	\$2,544	\$0	\$31,501
Arizona Center for Youth Resources		078723000	\$977,397	\$121,713	\$762,342	\$0	\$1,861,452
Total Attending ADM:	67.5946	Per ADM Amounts:	\$14,460	\$1,801	\$11,278	\$0	\$27,538
Arizona Collaborative Learning Partners, Inc.		078644000	\$1,396,293	\$89,268	\$15,453	\$0	\$1,501,014
Total Attending ADM:	81.1636	Per ADM Amounts:	\$17,203	\$1,100	\$190	\$0	\$18,494
Arizona Connections Academy Charter School, Inc.		078511000	\$20,641,842	\$1,912,118	\$1,021,777	\$0	\$23,575,737
Total Attending ADM:	1,801.9670	Per ADM Amounts:	\$11,455	\$1,061	\$567	\$0	\$13,083
Arizona Education Solutions		078582000	\$19,330,412	\$2,185,070	\$187,621	\$0	\$21,703,103
Total Attending ADM:	2,133.8191	Per ADM Amounts:	\$9,059	\$1,024	\$88	\$0	\$10,171
Arizona Goodwill Education Services		078111000	\$336,746	\$0	\$2,875,557	\$0	\$3,212,303
Total Attending ADM:	116.4950	Per ADM Amounts:	\$2,891	\$0	\$24,684	\$0	\$27,575
Arizona Language Preparatory		078260000	\$873,239	\$36,254	\$11,048	\$0	\$920,541
Total Attending ADM:	68.6724	Per ADM Amounts:	\$12,716	\$528	\$161	\$0	\$13,405
Arizona School For The Arts		078722000	\$7,414,716	\$787,979	\$340,203	\$0	\$8,542,898
Total Attending ADM:	670.5814	Per ADM Amounts:	\$11,057	\$1,175	\$507	\$0	\$12,740
ASU Preparatory Academy		078250000	\$4,426,449	\$441,621	\$265,730	\$0	\$5,133,800
Total Attending ADM:	444.8033	Per ADM Amounts:	\$9,951	\$993	\$597	\$0	\$11,542
ASU Preparatory Academy		078267000	\$1,344,731	\$54,521	\$206,335	\$0	\$1,605,587
Total Attending ADM:	54.8600	Per ADM Amounts:	\$24,512	\$994	\$3,761	\$0	\$29,267
ASU Preparatory Academy		078559000	\$1,141,187	\$97,866	\$135,600	\$0	\$1,374,653
Total Attending ADM:	98.5117	Per ADM Amounts:	\$11,584	\$993	\$1,376	\$0	\$13,954
ASU Preparatory Academy		078277000	\$2,875,529	\$261,855	\$304,028	\$0	\$3,441,412
Total Attending ADM:	248.1557	Per ADM Amounts:	\$11,588	\$1,055	\$1,225	\$0	\$13,868
ASU Preparatory Academy		078251000	\$4,373,582	\$326,166	\$131,908	\$0	\$4,831,656
Total Attending ADM:	328.3978	Per ADM Amounts:	\$13,318	\$993	\$402	\$0	\$14,713
ASU Preparatory Academy		078207000	\$4,224,214	\$383,819	\$309,110	\$0	\$4,917,143
Total Attending ADM:	355.7894	Per ADM Amounts:	\$11,873	\$1,079	\$869	\$0	\$13,820
ASU Preparatory Academy		078205000	\$6,252,192	\$448,066	\$149,275	\$0	\$6,849,533
Total Attending ADM:	451.0766	Per ADM Amounts:	\$13,861	\$993	\$331	\$0	\$15,185
ASU Preparatory Academy		078546000	\$7,083,097	\$521,828	\$632,185	\$0	\$8,237,110

Expenditures by Project for Charter Schools

		General Projects	CSP & IIP	State & Federal Projects	CIP & ELL	Total Project Expenditures	
Maricopa							
Total Attending ADM:	525.1618	Per ADM Amounts:	\$13,487	\$994	\$1,204	\$0	\$15,685
ASU Preparatory Academy		078208000	\$5,943,106	\$508,990	\$271,591	\$0	\$6,723,687
Total Attending ADM:	481.0565	Per ADM Amounts:	\$12,354	\$1,058	\$565	\$0	\$13,977
ASU Preparatory Academy Digital		078284000	\$31,280,375	\$4,196,842	\$1,392,528	\$0	\$36,869,745
Total Attending ADM:	4,040.3005	Per ADM Amounts:	\$7,742	\$1,039	\$345	\$0	\$9,125
Avondale Learning dba Precision Academy		078614000	\$737,677	\$162,119	\$0	\$0	\$899,796
Total Attending ADM:	86.3924	Per ADM Amounts:	\$8,539	\$1,877	\$0	\$0	\$10,415
AZ Compass Schools, Inc.		078542000	\$2,832,767	\$301,458	\$429,215	\$0	\$3,563,440
Total Attending ADM:	265.2696	Per ADM Amounts:	\$10,679	\$1,136	\$1,618	\$0	\$13,433
Ball Charter Schools (Dobson)		078988000	\$3,772,564	\$402,144	\$430,527	\$0	\$4,605,235
Total Attending ADM:	347.5315	Per ADM Amounts:	\$10,855	\$1,157	\$1,239	\$0	\$13,251
Ball Charter Schools (Hearn)		078987000	\$5,931,546	\$635,183	\$515,806	\$4,590	\$7,087,125
Total Attending ADM:	639.0860	Per ADM Amounts:	\$9,281	\$994	\$807	\$7	\$11,089
Ball Charter Schools (Val Vista)		078586000	\$4,163,094	\$432,592	\$176,467	\$0	\$4,772,153
Total Attending ADM:	387.8124	Per ADM Amounts:	\$10,735	\$1,115	\$455	\$0	\$12,305
BASIS Charter Schools, Inc.		078736000	\$10,706,038	\$1,049,083	\$435,880	\$0	\$12,191,001
Total Attending ADM:	1,018.9039	Per ADM Amounts:	\$10,507	\$1,030	\$428	\$0	\$11,965
BASIS Charter Schools, Inc.		078283000	\$5,525,485	\$623,325	\$123,048	\$11,394	\$6,283,252
Total Attending ADM:	627.1984	Per ADM Amounts:	\$8,810	\$994	\$196	\$18	\$10,018
BASIS Charter Schools, Inc.		078589000	\$10,096,883	\$1,204,871	\$361,530	\$0	\$11,663,284
Total Attending ADM:	1,180.5386	Per ADM Amounts:	\$8,553	\$1,021	\$306	\$0	\$9,880
BASIS Charter Schools, Inc.		078212000	\$5,719,409	\$674,017	\$201,050	\$0	\$6,594,476
Total Attending ADM:	660.9696	Per ADM Amounts:	\$8,653	\$1,020	\$304	\$0	\$9,977
BASIS Charter Schools, Inc.		078282000	\$6,340,643	\$497,004	\$423,622	\$17,920	\$7,279,189
Total Attending ADM:	499.3105	Per ADM Amounts:	\$12,699	\$995	\$848	\$36	\$14,578
BASIS Charter Schools, Inc.		078588000	\$7,634,185	\$1,034,253	\$300,524	\$0	\$8,968,962
Total Attending ADM:	1,015.6470	Per ADM Amounts:	\$7,517	\$1,018	\$296	\$0	\$8,831
BASIS Charter Schools, Inc.		078575000	\$5,383,636	\$554,382	\$221,207	\$0	\$6,159,225
Total Attending ADM:	537.3218	Per ADM Amounts:	\$10,019	\$1,032	\$412	\$0	\$11,463
BASIS Charter Schools, Inc.		078418000	\$5,727,923	\$731,686	\$128,129	\$23,046	\$6,610,784
Total Attending ADM:	736.2317	Per ADM Amounts:	\$7,780	\$994	\$174	\$31	\$8,979
BASIS Charter Schools, Inc.		078288000	\$4,203,330	\$416,563	\$102,893	\$16,994	\$4,739,780
Total Attending ADM:	419.1513	Per ADM Amounts:	\$10,028	\$994	\$245	\$41	\$11,308
BASIS Charter Schools, Inc.		078236000	\$5,578,573	\$563,226	\$169,405	\$0	\$6,311,204
Total Attending ADM:	566.6947	Per ADM Amounts:	\$9,844	\$994	\$299	\$0	\$11,137
BASIS Charter Schools, Inc.		078268000	\$4,804,749	\$596,059	\$148,679	\$0	\$5,549,487
Total Attending ADM:	599.9152	Per ADM Amounts:	\$8,009	\$994	\$248	\$0	\$9,250
BASIS Charter Schools, Inc.		078269000	\$3,100,802	\$318,688	\$106,472	\$0	\$3,525,962
Total Attending ADM:	313.6735	Per ADM Amounts:	\$9,885	\$1,016	\$339	\$0	\$11,241
BASIS Charter Schools, Inc.		078272000	\$5,652,449	\$451,851	\$86,461	\$0	\$6,190,761
Total Attending ADM:	453.6578	Per ADM Amounts:	\$12,460	\$996	\$191	\$0	\$13,646
BASIS Charter Schools, Inc.		078231000	\$3,765,099	\$222,059	\$104,220	\$0	\$4,091,378
Total Attending ADM:	223.4389	Per ADM Amounts:	\$16,851	\$994	\$466	\$0	\$18,311
BASIS Charter Schools, Inc.		078273000	\$4,729,608	\$437,177	\$105,468	\$0	\$5,272,253
Total Attending ADM:	439.9015	Per ADM Amounts:	\$10,752	\$994	\$240	\$0	\$11,985
BASIS Charter Schools, Inc.		078403000	\$7,485,477	\$810,217	\$236,646	\$0	\$8,532,340
Total Attending ADM:	779.8828	Per ADM Amounts:	\$9,598	\$1,039	\$303	\$0	\$10,941
BASIS Charter Schools, Inc.		078225000	\$6,691,117	\$863,704	\$200,512	\$0	\$7,755,333
Total Attending ADM:	857.0865	Per ADM Amounts:	\$7,807	\$1,008	\$234	\$0	\$9,048
BASIS Charter Schools, Inc.		078633000	\$1,962,407	\$133,070	\$165,649	\$0	\$2,261,126

Expenditures by Project for Charter Schools

		General Projects	CSP & IIP	State & Federal Projects	CIP & ELL	Total Project Expenditures	
Maricopa							
Total Attending ADM:	133.8974	Per ADM Amounts:	\$14,656	\$994	\$1,237	\$0	\$16,887
Bell Canyon Charter School, Inc		078972000	\$2,718,719	\$223,543	\$242,433	\$16,443	\$3,201,138
Total Attending ADM:	242.1066	Per ADM Amounts:	\$11,229	\$923	\$1,001	\$68	\$13,222
Benchmark School, Inc.		078766000	\$3,365,401	\$346,164	\$88,602	\$0	\$3,800,167
Total Attending ADM:	311.7052	Per ADM Amounts:	\$10,797	\$1,111	\$284	\$0	\$12,192
Benjamin Franklin Charter School - Queen Creek		078754000	\$28,361,677	\$3,223,158	\$457,220	\$0	\$32,042,055
Total Attending ADM:	3,172.0976	Per ADM Amounts:	\$8,941	\$1,016	\$144	\$0	\$10,101
Blueprint Education		078745000	\$5,403,647	\$718,580	\$512,268	\$0	\$6,634,495
Total Attending ADM:	570.3022	Per ADM Amounts:	\$9,475	\$1,260	\$898	\$0	\$11,633
Boys & Girls Clubs of the Valley		078613000	\$2,557,251	\$249,382	\$354,423	\$20,398	\$3,181,454
Total Attending ADM:	215.6496	Per ADM Amounts:	\$11,858	\$1,156	\$1,644	\$95	\$14,753
Bright Beginnings School, Inc.		078762000	\$0	\$0	\$0	\$0	\$0
Total Attending ADM:	189.2461	Per ADM Amounts:	\$0	\$0	\$0	\$0	\$0
CAFA, Inc. dba Learning Foundation and Performing		078564000	\$5,640,931	\$605,551	\$482,388	\$0	\$6,728,870
Total Attending ADM:	526.2738	Per ADM Amounts:	\$10,719	\$1,151	\$917	\$0	\$12,786
CAFA, Inc. dba Learning Foundation Performing Arts		098749000	\$1,373,095	\$148,969	\$429,690	\$0	\$1,951,754
Total Attending ADM:	136.8520	Per ADM Amounts:	\$10,033	\$1,089	\$3,140	\$0	\$14,262
Calibre Academy		078909000	\$4,809,637	\$543,316	\$401,720	\$0	\$5,754,673
Total Attending ADM:	501.7964	Per ADM Amounts:	\$9,585	\$1,083	\$801	\$0	\$11,468
Cambridge Academy East, Inc		078768000	\$1,980,897	\$279,156	\$25,978	\$0	\$2,286,031
Total Attending ADM:	221.8796	Per ADM Amounts:	\$8,928	\$1,258	\$117	\$0	\$10,303
Camelback Education, Inc		078959000	\$5,694,537	\$583,238	\$368,774	\$0	\$6,646,549
Total Attending ADM:	565.0723	Per ADM Amounts:	\$10,078	\$1,032	\$653	\$0	\$11,762
Candeo Schools, Inc.		078534000	\$4,032,943	\$405,712	\$94,487	\$0	\$4,533,142
Total Attending ADM:	552.8167	Per ADM Amounts:	\$7,295	\$734	\$171	\$0	\$8,200
Candeo Schools, Inc.		078639000	\$0	\$0	\$0	\$0	\$0
Total Attending ADM:	66.0765	Per ADM Amounts:	\$0	\$0	\$0	\$0	\$0
Career Success Schools		078524000	\$9,456,975	\$1,171,958	\$1,732,153	\$0	\$12,361,086
Total Attending ADM:	1,254.3603	Per ADM Amounts:	\$7,539	\$934	\$1,381	\$0	\$9,854
CASA Academy		078218000	\$3,418,099	\$404,641	\$494,373	\$0	\$4,317,113
Total Attending ADM:	361.1321	Per ADM Amounts:	\$9,465	\$1,120	\$1,369	\$0	\$11,954
Challenge School, Inc.		078772000	\$3,589,616	\$359,706	\$149,720	\$0	\$4,099,042
Total Attending ADM:	334.4575	Per ADM Amounts:	\$10,733	\$1,075	\$448	\$0	\$12,256
Challenger Basic School, Inc.		078957000	\$2,260,808	\$307,705	\$50,589	\$0	\$2,619,102
Total Attending ADM:	254.8136	Per ADM Amounts:	\$8,872	\$1,208	\$199	\$0	\$10,279
Chandler Preparatory Academy		078515000	\$7,061,580	\$745,087	\$332,531	\$0	\$8,139,198
Total Attending ADM:	720.0669	Per ADM Amounts:	\$9,807	\$1,035	\$462	\$0	\$11,303
Choice Academies, Inc.		078549000	\$5,283,964	\$552,241	\$110,203	\$0	\$5,946,408
Total Attending ADM:	535.7727	Per ADM Amounts:	\$9,862	\$1,031	\$206	\$0	\$11,099
Cholla Academy		078995000	\$5,277,684	\$857,655	\$411,590	\$0	\$6,546,929
Total Attending ADM:	497.1275	Per ADM Amounts:	\$10,616	\$1,725	\$828	\$0	\$13,170
Cicero Preparatory Academy		078249000	\$5,700,748	\$520,810	\$234,398	\$0	\$6,455,956
Total Attending ADM:	504.5772	Per ADM Amounts:	\$11,298	\$1,032	\$465	\$0	\$12,795
Concordia Charter School, Inc.		078530000	\$1,234,706	\$130,270	\$31,913	\$0	\$1,396,889
Total Attending ADM:	98.3322	Per ADM Amounts:	\$12,556	\$1,325	\$325	\$0	\$14,206
Cornerstone Charter School, Inc		078994000	\$1,761,596	\$172,980	\$25,941	\$0	\$1,960,517
Total Attending ADM:	133.1273	Per ADM Amounts:	\$13,232	\$1,299	\$195	\$0	\$14,727
Cortez Park Charter Middle School, Inc.		078975000	\$2,492,054	\$186,247	\$201,297	\$4,962	\$2,884,560
Total Attending ADM:	252.3200	Per ADM Amounts:	\$9,877	\$738	\$798	\$20	\$11,432
Country Gardens Charter Schools		078513000	\$2,872,427	\$326,689	\$191,500	\$0	\$3,390,616

Expenditures by Project for Charter Schools

		General Projects	CSP & IIP	State & Federal Projects	CIP & ELL	Total Project Expenditures	
Maricopa							
Total Attending ADM:	255.8295	Per ADM Amounts:	\$11,228	\$1,277	\$749	\$0	\$13,253
CPLC Community Schools		078608000	\$545,770	\$49,277	\$174,288	\$0	\$769,335
Total Attending ADM:	43.6174	Per ADM Amounts:	\$12,513	\$1,130	\$3,996	\$0	\$17,638
Crown Charter School, Inc		078921000	\$2,673,121	\$290,326	\$118,766	\$0	\$3,082,213
Total Attending ADM:	252.5321	Per ADM Amounts:	\$10,585	\$1,150	\$470	\$0	\$12,205
Daisy Education Corporation dba Paragon Science Ac		078544000	\$4,877,935	\$601,976	\$320,488	\$0	\$5,800,399
Total Attending ADM:	575.9004	Per ADM Amounts:	\$8,470	\$1,045	\$556	\$0	\$10,072
Deer Valley Charter Schools, Inc.		078934000	\$162,290	\$46,282	\$6,986	\$0	\$215,558
Total Attending ADM:	16.9725	Per ADM Amounts:	\$9,562	\$2,727	\$412	\$0	\$12,700
Desert Heights Charter Schools		078621000	\$9,042,431	\$882,732	\$552,925	\$0	\$10,478,088
Total Attending ADM:	834.5098	Per ADM Amounts:	\$10,836	\$1,058	\$663	\$0	\$12,556
EAGLE College Prep Maryvale, LLC		078222000	\$3,972,690	\$241,114	\$410,799	\$0	\$4,624,603
Total Attending ADM:	281.9315	Per ADM Amounts:	\$14,091	\$855	\$1,457	\$0	\$16,403
EAGLE College Prep Mesa, LLC.		078223000	\$0	\$0	\$0	\$0	\$0
Total Attending ADM:	150.6098	Per ADM Amounts:	\$0	\$0	\$0	\$0	\$0
EAGLE South Mountain Charter, Inc.		078541000	\$4,200,252	\$458,453	\$280,362	\$0	\$4,939,067
Total Attending ADM:	421.5338	Per ADM Amounts:	\$9,964	\$1,088	\$665	\$0	\$11,717
East Mesa Charter Elementary School, Inc.		078509000	\$5,860,170	\$542,420	\$481,620	\$9,254	\$6,893,464
Total Attending ADM:	566.6787	Per ADM Amounts:	\$10,341	\$957	\$850	\$16	\$12,165
Edison Project		078573000	\$3,772,872	\$256,559	\$330,425	\$0	\$4,359,856
Total Attending ADM:	222.1350	Per ADM Amounts:	\$16,985	\$1,155	\$1,487	\$0	\$19,627
Edkey, Inc.		078991000	\$1,081,207	\$30,372	\$41,922	\$0	\$1,153,501
Total Attending ADM:	77.3220	Per ADM Amounts:	\$13,983	\$393	\$542	\$0	\$14,918
Edkey, Inc. - Pathfinder Academy		078742000	\$7,955,361	\$852,141	\$344,331	\$0	\$9,151,833
Total Attending ADM:	893.6848	Per ADM Amounts:	\$8,902	\$954	\$385	\$0	\$10,241
Edkey, Inc. - Redwood Academy		078740000	\$1,127,669	\$92,980	\$148,191	\$3,321	\$1,372,161
Total Attending ADM:	97.7707	Per ADM Amounts:	\$11,534	\$951	\$1,516	\$34	\$14,034
Edkey, Inc. - Sequoia Choice Schools		078705000	\$17,174,732	\$2,145,082	\$2,838,679	\$41,914	\$22,200,407
Total Attending ADM:	2,134.1651	Per ADM Amounts:	\$8,048	\$1,005	\$1,330	\$20	\$10,402
Edkey, Inc. - Sequoia Pathway Academy		078246000	\$4,773,005	\$642,193	\$891,698	\$7,971	\$6,314,867
Total Attending ADM:	659.5473	Per ADM Amounts:	\$7,237	\$974	\$1,352	\$12	\$9,575
Edkey, Inc. - Sequoia School for the Deaf and Hard		078744000	\$2,164,472	\$37,443	\$0	\$0	\$2,201,915
Total Attending ADM:	32.7602	Per ADM Amounts:	\$66,070	\$1,143	\$0	\$0	\$67,213
Edkey, Inc. - Sequoia Village School		078917000	\$2,654,060	\$262,857	\$325,188	\$0	\$3,242,105
Total Attending ADM:	272.0500	Per ADM Amounts:	\$9,756	\$966	\$1,195	\$0	\$11,917
Edkey, Inc. dba Arizona Conservatory for Arts and		078971000	\$1,940,313	\$228,467	\$213,359	\$3,558	\$2,385,697
Total Attending ADM:	228.7103	Per ADM Amounts:	\$8,484	\$999	\$933	\$16	\$10,431
Edkey, Inc. dba Sequoia Charter School		078915000	\$6,608,110	\$712,113	\$760,473	\$66,771	\$8,147,467
Total Attending ADM:	726.8834	Per ADM Amounts:	\$9,091	\$980	\$1,046	\$92	\$11,209
Educational Options Foundation		078558000	\$1,897,350	\$789,627	\$316,513	\$0	\$3,003,490
Total Attending ADM:	691.3310	Per ADM Amounts:	\$2,744	\$1,142	\$458	\$0	\$4,345
Empower College Prep		078401000	\$9,519,918	\$1,179,632	\$2,431,869	\$0	\$13,131,419
Total Attending ADM:	1,029.7635	Per ADM Amounts:	\$9,245	\$1,146	\$2,362	\$0	\$12,752
Espirito Community Development Corp.		078103000	\$3,544,518	\$628,442	\$1,555,701	\$0	\$5,728,661
Total Attending ADM:	308.6206	Per ADM Amounts:	\$11,485	\$2,036	\$5,041	\$0	\$18,562
Espirito Community Development Corp.		078711000	\$3,763,042	\$613,874	\$1,138,815	\$0	\$5,515,731
Total Attending ADM:	360.2705	Per ADM Amounts:	\$10,445	\$1,704	\$3,161	\$0	\$15,310
Estrella Educational Foundation		078239000	\$4,175,155	\$511,569	\$418,271	\$0	\$5,104,995
Total Attending ADM:	423.2977	Per ADM Amounts:	\$9,863	\$1,209	\$988	\$0	\$12,060
Ethos Academy - A Challenge Foundation Academy		078254000	\$3,203,431	\$396,196	\$632,797	\$0	\$4,232,424

Expenditures by Project for Charter Schools

		General Projects	CSP & IIP	State & Federal Projects	CIP & ELL	Total Project Expenditures	
Maricopa							
Total Attending ADM:	305.8253	Per ADM Amounts:	\$10,475	\$1,295	\$2,069	\$0	\$13,839
Excalibur Charter Schools, Inc.		078901000	\$3,015,094	\$346,750	\$534,014	\$0	\$3,895,858
Total Attending ADM:	294.9088	Per ADM Amounts:	\$10,224	\$1,176	\$1,811	\$0	\$13,210
Explore Academy - Peoria		078626000	\$883,320	\$56,580	\$135,485	\$0	\$1,075,385
Total Attending ADM:	52.2593	Per ADM Amounts:	\$16,903	\$1,083	\$2,593	\$0	\$20,578
Fit Kids, Inc. dba Champion Schools		078785000	\$11,473,372	\$1,223,583	\$3,360,712	\$35,693	\$16,093,360
Total Attending ADM:	1,234.8739	Per ADM Amounts:	\$9,291	\$991	\$2,722	\$29	\$13,032
Franklin Phonetic Primary School, Inc.		078263000	\$897,741	\$80,583	\$92,794	\$0	\$1,071,118
Total Attending ADM:	69.5750	Per ADM Amounts:	\$12,903	\$1,158	\$1,334	\$0	\$15,395
Freedom Academy, Inc.		078528000	\$2,662,843	\$494,630	\$135,013	\$0	\$3,292,486
Total Attending ADM:	248.0360	Per ADM Amounts:	\$10,736	\$1,994	\$544	\$0	\$13,274
Freedom Preparatory Academy		078638000	\$3,340,955	\$606,983	\$39,943	\$0	\$3,987,881
Total Attending ADM:	502.7799	Per ADM Amounts:	\$6,645	\$1,207	\$79	\$0	\$7,932
Friendly House, Inc.		078611000	\$3,111,490	\$334,011	\$566,356	\$0	\$4,011,857
Total Attending ADM:	228.7767	Per ADM Amounts:	\$13,601	\$1,460	\$2,476	\$0	\$17,536
GAR, LLC dba Student Choice High School		078679000	\$21,263,716	\$2,423,032	\$0	\$0	\$23,686,748
Total Attending ADM:	2,277.5214	Per ADM Amounts:	\$9,336	\$1,064	\$0	\$0	\$10,400
Genesis Program, Inc.		078708000	\$857,349	\$72,974	\$60,168	\$0	\$990,491
Total Attending ADM:	53.7700	Per ADM Amounts:	\$15,945	\$1,357	\$1,119	\$0	\$18,421
George Gervin Youth Center, Inc.		078585000	\$1,649,579	\$167,742	\$200,565	\$0	\$2,017,886
Total Attending ADM:	142.4478	Per ADM Amounts:	\$11,580	\$1,178	\$1,408	\$0	\$14,166
Glendale Preparatory Academy		078540000	\$7,017,968	\$677,540	\$142,911	\$0	\$7,838,419
Total Attending ADM:	653.4814	Per ADM Amounts:	\$10,739	\$1,037	\$219	\$0	\$11,995
Happy Valley East		078594000	\$3,482,317	\$574,503	\$453,179	\$0	\$4,509,999
Total Attending ADM:	368.7433	Per ADM Amounts:	\$9,444	\$1,558	\$1,229	\$0	\$12,231
Happy Valley School, Inc.		078998000	\$4,463,052	\$446,129	\$223,124	\$0	\$5,132,305
Total Attending ADM:	551.7408	Per ADM Amounts:	\$8,089	\$809	\$404	\$0	\$9,302
Heartwood AZ		078627000	\$2,062,672	\$226,869	\$1,154,813	\$0	\$3,444,354
Total Attending ADM:	192.9200	Per ADM Amounts:	\$10,692	\$1,176	\$5,986	\$0	\$17,854
Heritage Academy Gateway, Inc.		078258000	\$15,179,844	\$1,526,963	\$0	\$0	\$16,706,807
Total Attending ADM:	1,486.8122	Per ADM Amounts:	\$10,210	\$1,027	\$0	\$0	\$11,237
Heritage Academy Laveen, Inc.		078259000	\$6,533,971	\$712,673	\$147	\$0	\$7,246,791
Total Attending ADM:	675.2027	Per ADM Amounts:	\$9,677	\$1,055	\$0	\$0	\$10,733
Heritage Academy Pointe, Inc.		078651000	\$0	\$0	\$0	\$0	\$0
Total Attending ADM:	108.7083	Per ADM Amounts:	\$0	\$0	\$0	\$0	\$0
Heritage Academy, Inc.		078712000	\$9,601,326	\$894,580	\$0	\$0	\$10,495,906
Total Attending ADM:	859.8627	Per ADM Amounts:	\$11,166	\$1,040	\$0	\$0	\$12,206
Heritage Elementary School		078985000	\$7,335,065	\$920,356	\$1,445,406	\$10,621	\$9,711,448
Total Attending ADM:	826.5480	Per ADM Amounts:	\$8,874	\$1,113	\$1,749	\$13	\$11,749
Highland Prep		078244000	\$4,707,202	\$581,511	\$484,660	\$0	\$5,773,373
Total Attending ADM:	504.3196	Per ADM Amounts:	\$9,334	\$1,153	\$961	\$0	\$11,448
Hirsch Academy A Challenge Foundation		078204000	\$1,767,951	\$174,453	\$312,450	\$10,620	\$2,265,474
Total Attending ADM:	132.8712	Per ADM Amounts:	\$13,306	\$1,313	\$2,352	\$80	\$17,050
Horizon Community Learning Center, Inc.		078752000	\$6,703,095	\$744,907	\$348,716	\$0	\$7,796,718
Total Attending ADM:	668.0849	Per ADM Amounts:	\$10,033	\$1,115	\$522	\$0	\$11,670
Horizon Community Learning Center, Inc.		078233000	\$6,794,792	\$730,439	\$227,676	\$0	\$7,752,907
Total Attending ADM:	764.1752	Per ADM Amounts:	\$8,892	\$956	\$298	\$0	\$10,145
Humanities and Sciences Academy of the United Stat		078713000	\$3,307,569	\$402,667	\$0	\$0	\$3,710,236
Total Attending ADM:	369.0757	Per ADM Amounts:	\$8,962	\$1,091	\$0	\$0	\$10,053
Imagine Avondale Elementary, Inc.		078535000	\$4,371,109	\$253,754	\$583,222	\$0	\$5,208,085

Expenditures by Project for Charter Schools			General Projects	CSP & IIP	State & Federal Projects	CIP & ELL	Total Project Expenditures
Maricopa							
Total Attending ADM:	313.2303	Per ADM Amounts:	\$13,955	\$810	\$1,862	\$0	\$16,627
Imagine Avondale Middle, Inc.		078553000	\$1,824,319	\$144,848	\$151,205	\$2,660	\$2,123,032
Total Attending ADM:	161.3695	Per ADM Amounts:	\$11,305	\$898	\$937	\$16	\$13,156
Imagine Camelback Middle, Inc.		078531000	\$1,847,301	\$113,644	\$464,975	\$0	\$2,425,920
Total Attending ADM:	164.2600	Per ADM Amounts:	\$11,246	\$692	\$2,831	\$0	\$14,769
Imagine Charter Elementary at Camelback, Inc.		078519000	\$3,758,945	\$267,114	\$420,221	\$0	\$4,446,280
Total Attending ADM:	283.5773	Per ADM Amounts:	\$13,255	\$942	\$1,482	\$0	\$15,679
Imagine Charter Elementary at Desert West, Inc.		078520000	\$7,274,447	\$562,664	\$804,175	\$0	\$8,641,286
Total Attending ADM:	658.0568	Per ADM Amounts:	\$11,054	\$855	\$1,222	\$0	\$13,132
Imagine Coolidge Elementary, Inc.		078536000	\$6,652,843	\$709,548	\$765,657	\$8,943	\$8,136,991
Total Attending ADM:	594.0902	Per ADM Amounts:	\$11,198	\$1,194	\$1,289	\$15	\$13,697
Imagine Desert West Middle, Inc.		078532000	\$4,256,106	\$340,658	\$450,555	\$3,644	\$5,050,963
Total Attending ADM:	439.3093	Per ADM Amounts:	\$9,688	\$775	\$1,026	\$8	\$11,498
Imagine Middle at East Mesa, Inc.		078521000	\$1,354,199	\$165,340	\$83,550	\$0	\$1,603,089
Total Attending ADM:	141.4006	Per ADM Amounts:	\$9,577	\$1,169	\$591	\$0	\$11,337
Imagine Middle at Surprise, Inc.		078522000	\$3,708,359	\$370,933	\$187,004	\$100	\$4,266,396
Total Attending ADM:	245.7746	Per ADM Amounts:	\$15,088	\$1,509	\$761	\$0	\$17,359
Imagine Prep Coolidge, Inc.		078547000	\$5,331,159	\$531,952	\$305,558	\$4,063	\$6,172,732
Total Attending ADM:	467.2670	Per ADM Amounts:	\$11,409	\$1,138	\$654	\$9	\$13,210
Imagine Prep Superstition, Inc.		078537000	\$3,953,569	\$331,359	\$240,159	\$0	\$4,525,087
Total Attending ADM:	279.4073	Per ADM Amounts:	\$14,150	\$1,186	\$860	\$0	\$16,195
Imagine Prep Surprise, Inc.		078538000	\$3,568,942	\$270,681	\$113,689	\$0	\$3,953,312
Total Attending ADM:	246.5357	Per ADM Amounts:	\$14,476	\$1,098	\$461	\$0	\$16,035
Imagine Superstition Middle, Inc.		078520000	\$1,660,797	\$72,811	\$138,443	\$0	\$1,872,051
Total Attending ADM:	153.7256	Per ADM Amounts:	\$10,804	\$474	\$901	\$0	\$12,178
Incito Schools		078210000	\$2,288,433	\$193,709	\$300,198	\$0	\$2,782,340
Total Attending ADM:	165.0659	Per ADM Amounts:	\$13,864	\$1,174	\$1,819	\$0	\$16,856
Intelli-School, Inc.		078741000	\$764,286	\$120,673	\$189,877	\$0	\$1,074,836
Total Attending ADM:	62.3769	Per ADM Amounts:	\$12,253	\$1,935	\$3,044	\$0	\$17,231
International Commerce Secondary Schools, Inc.		078710000	\$2,069,171	\$224,087	\$0	\$0	\$2,293,258
Total Attending ADM:	226.3296	Per ADM Amounts:	\$9,142	\$990	\$0	\$0	\$10,132
James Madison Preparatory School		078795000	\$1,707,745	\$202,407	\$20,175	\$0	\$1,930,327
Total Attending ADM:	126.5297	Per ADM Amounts:	\$13,497	\$1,600	\$159	\$0	\$15,256
James Sandoval Preparatory High School		078928000	\$215,768	\$96,724	\$28,412	\$0	\$340,904
Total Attending ADM:	55.3400	Per ADM Amounts:	\$3,899	\$1,748	\$513	\$0	\$6,160
Kaizen Education Foundation dba Advance U		078240000	\$1,108,195	\$62,853	\$270,441	\$0	\$1,441,489
Total Attending ADM:	63.2356	Per ADM Amounts:	\$17,525	\$994	\$4,277	\$0	\$22,796
Kaizen Education Foundation dba Discover U Element		078230000	\$1,776,378	\$136,107	\$279,013	\$0	\$2,191,498
Total Attending ADM:	152.1724	Per ADM Amounts:	\$11,673	\$894	\$1,834	\$0	\$14,401
Kaizen Education Foundation dba El Dorado High Sch		078718000	\$6,281,199	\$821,803	\$728,955	\$0	\$7,831,957
Total Attending ADM:	718.1122	Per ADM Amounts:	\$8,747	\$1,144	\$1,015	\$0	\$10,906
Kaizen Education Foundation dba Gilbert Arts Acade		078570000	\$1,800,776	\$111,602	\$172,105	\$0	\$2,084,483
Total Attending ADM:	112.2957	Per ADM Amounts:	\$16,036	\$994	\$1,533	\$0	\$18,562
Kaizen Education Foundation dba Havasu Preparatory		078580000	\$1,545,958	\$154,364	\$223,164	\$0	\$1,923,486
Total Attending ADM:	134.1252	Per ADM Amounts:	\$11,526	\$1,151	\$1,664	\$0	\$14,341
Kaizen Education Foundation dba Liberty Arts Acade		078571000	\$3,063,700	\$283,663	\$340,412	\$0	\$3,687,775
Total Attending ADM:	285.4268	Per ADM Amounts:	\$10,734	\$994	\$1,193	\$0	\$12,920
Kaizen Education Foundation dba Maya High School		078949000	\$3,605,562	\$424,333	\$718,009	\$0	\$4,747,904
Total Attending ADM:	392.4451	Per ADM Amounts:	\$9,187	\$1,081	\$1,830	\$0	\$12,098
Kaizen Education Foundation dba Mission Heights Pr		078576000	\$6,380,389	\$808,146	\$597,888	\$0	\$7,786,423

Expenditures by Project for Charter Schools			General Projects	CSP & IIP	State & Federal Projects	CIP & ELL	Total Project Expenditures
Maricopa							
Total Attending ADM:	750.3301	Per ADM Amounts:	\$8,503	\$1,077	\$797	\$0	\$10,377
Kaizen Education Foundation dba South Pointe Eleme		078999000	\$2,962,180	\$322,443	\$547,023	\$0	\$3,831,646
Total Attending ADM:	302.1247	Per ADM Amounts:	\$9,804	\$1,067	\$1,811	\$0	\$12,682
Kaizen Education Foundation dba South Pointe Junio		078765000	\$1,575,609	\$101,114	\$456,408	\$0	\$2,133,131
Total Attending ADM:	123.3315	Per ADM Amounts:	\$12,775	\$820	\$3,701	\$0	\$17,296
Kaizen Education Foundation dba Summit High School		078952000	\$1,645,173	\$212,496	\$378,670	\$0	\$2,236,339
Total Attending ADM:	193.7778	Per ADM Amounts:	\$8,490	\$1,097	\$1,954	\$0	\$11,541
Kaizen Education Foundation dba Tempe Accelerated		078954000	\$933,731	\$91,816	\$264,304	\$0	\$1,289,851
Total Attending ADM:	83.4483	Per ADM Amounts:	\$11,189	\$1,100	\$3,167	\$0	\$15,457
Kaizen Education Foundation dba Vista Grove Prepar		078567000	\$1,612,567	\$103,006	\$510,697	\$0	\$2,226,270
Total Attending ADM:	72.4755	Per ADM Amounts:	\$22,250	\$1,421	\$7,046	\$0	\$30,718
Kaleidoscope School		078616000	\$2,657,995	\$321,130	\$182,554	\$0	\$3,161,679
Total Attending ADM:	278.4627	Per ADM Amounts:	\$9,545	\$1,153	\$656	\$0	\$11,354
Kestrel Schools, Inc.		138759000	\$130,023	\$46,920	\$10,362	\$0	\$187,305
Total Attending ADM:	28.7305	Per ADM Amounts:	\$4,526	\$1,633	\$361	\$0	\$6,519
Keystone Montessori Charter School, Inc.		078779000	\$4,480,093	\$234,045	\$35,006	\$0	\$4,749,144
Total Attending ADM:	202.8068	Per ADM Amounts:	\$22,090	\$1,154	\$173	\$0	\$23,417
Khalsa Montessori Elementary Schools		078759000	\$1,341,212	\$132,075	\$44,051	\$0	\$1,517,338
Total Attending ADM:	104.4700	Per ADM Amounts:	\$12,838	\$1,264	\$422	\$0	\$14,524
LEAD Charter Schools		078968000	\$7,995,224	\$907,401	\$1,406,722	\$0	\$10,309,347
Total Attending ADM:	734.9528	Per ADM Amounts:	\$10,879	\$1,235	\$1,914	\$0	\$14,027
Legacy Education Group		078507000	\$1,948,225	\$200,271	\$90,370	\$0	\$2,238,866
Total Attending ADM:	157.9203	Per ADM Amounts:	\$12,337	\$1,268	\$572	\$0	\$14,177
Legacy Traditional School - Avondale		078416000	\$10,647,481	\$1,158,597	\$1,370,990	\$0	\$13,177,068
Total Attending ADM:	1,267.9812	Per ADM Amounts:	\$8,397	\$914	\$1,081	\$0	\$10,392
Legacy Traditional School - Chandler		078417000	\$11,077,277	\$898,064	\$585,267	\$0	\$12,560,608
Total Attending ADM:	1,064.6798	Per ADM Amounts:	\$10,404	\$844	\$550	\$0	\$11,798
Legacy Traditional School - Deer Valley		078642000	\$5,521,625	\$462,748	\$835,117	\$0	\$6,819,490
Total Attending ADM:	512.1307	Per ADM Amounts:	\$10,782	\$904	\$1,631	\$0	\$13,316
Legacy Traditional School - East Mesa		078413000	\$9,987,028	\$816,189	\$810,006	\$0	\$11,613,223
Total Attending ADM:	984.3230	Per ADM Amounts:	\$10,146	\$829	\$823	\$0	\$11,798
Legacy Traditional School - East Tucson		108603000	\$4,778,013	\$348,241	\$654,098	\$0	\$5,780,352
Total Attending ADM:	397.4514	Per ADM Amounts:	\$12,022	\$876	\$1,646	\$0	\$14,544
Legacy Traditional School - Gilbert		078229000	\$9,829,083	\$816,575	\$517,314	\$0	\$11,162,972
Total Attending ADM:	916.2994	Per ADM Amounts:	\$10,727	\$891	\$565	\$0	\$12,183
Legacy Traditional School - Glendale		078408000	\$10,609,737	\$1,172,860	\$1,392,491	\$0	\$13,175,088
Total Attending ADM:	1,221.0546	Per ADM Amounts:	\$8,689	\$961	\$1,140	\$0	\$10,790
Legacy Traditional School - Goodyear		078635000	\$5,686,129	\$519,462	\$761,428	\$0	\$6,967,019
Total Attending ADM:	540.0757	Per ADM Amounts:	\$10,528	\$962	\$1,410	\$0	\$12,900
Legacy Traditional School - Laveen Village		078215000	\$8,418,605	\$906,625	\$1,324,846	\$0	\$10,650,076
Total Attending ADM:	926.4034	Per ADM Amounts:	\$9,087	\$979	\$1,430	\$0	\$11,496
Legacy Traditional School - Mesa		078641000	\$5,170,679	\$399,305	\$643,262	\$0	\$6,213,246
Total Attending ADM:	420.4849	Per ADM Amounts:	\$12,297	\$950	\$1,530	\$0	\$14,776
Legacy Traditional School - North Chandler		078409000	\$8,322,651	\$837,398	\$1,131,423	\$0	\$10,291,472
Total Attending ADM:	890.6972	Per ADM Amounts:	\$9,344	\$940	\$1,270	\$0	\$11,554
Legacy Traditional School - North Phoenix		078637000	\$4,861,671	\$488,040	\$732,071	\$0	\$6,081,782
Total Attending ADM:	563.6722	Per ADM Amounts:	\$8,625	\$866	\$1,299	\$0	\$10,790
Legacy Traditional School - Peoria		078407000	\$6,460,524	\$529,515	\$555,412	\$0	\$7,545,451
Total Attending ADM:	569.3812	Per ADM Amounts:	\$11,347	\$930	\$975	\$0	\$13,252
Legacy Traditional School - Phoenix		078415000	\$11,630,954	\$1,263,759	\$2,530,325	\$0	\$15,425,038

Expenditures by Project for Charter Schools		General Projects	CSP & IIP	State & Federal Projects	CIP & ELL	Total Project Expenditures	
Maricopa							
Total Attending ADM:	1,225.5986	Per ADM Amounts:	\$9,490	\$1,031	\$2,065	\$0	\$12,586
Legacy Traditional School - Surprise		078274000	\$17,686,481	\$1,804,512	\$1,303,475	\$0	\$20,794,468
Total Attending ADM:	2,004.7612	Per ADM Amounts:	\$8,822	\$900	\$650	\$0	\$10,373
Legacy Traditional School - West Surprise		078636000	\$10,307,911	\$1,028,530	\$944,406	\$0	\$12,280,847
Total Attending ADM:	1,149.6488	Per ADM Amounts:	\$8,966	\$895	\$821	\$0	\$10,682
Liberty Traditional Charter School		078784000	\$7,287,851	\$614,629	\$770,239	\$32,865	\$8,705,584
Total Attending ADM:	570.5332	Per ADM Amounts:	\$12,774	\$1,077	\$1,350	\$58	\$15,259
Lincoln Preparatory Academy		078235000	\$6,404,896	\$630,874	\$305,696	\$0	\$7,341,466
Total Attending ADM:	614.0008	Per ADM Amounts:	\$10,431	\$1,027	\$498	\$0	\$11,957
Little Lamb Community School		078997000	\$1,471,488	\$161,396	\$17,301	\$0	\$1,650,185
Total Attending ADM:	116.9115	Per ADM Amounts:	\$12,586	\$1,380	\$148	\$0	\$14,115
Madison Highland Prep		078219000	\$4,872,712	\$792,683	\$460,997	\$0	\$6,126,392
Total Attending ADM:	509.2269	Per ADM Amounts:	\$9,569	\$1,557	\$905	\$0	\$12,031
Madison Highland Prep Phoenix		078419000	\$3,604,245	\$519,092	\$609,337	\$0	\$4,732,674
Total Attending ADM:	423.3446	Per ADM Amounts:	\$8,514	\$1,226	\$1,439	\$0	\$11,179
Maricopa County Community College District dba Gat		078647000	\$2,936,007	\$276,405	\$469,602	\$0	\$3,682,014
Total Attending ADM:	347.7145	Per ADM Amounts:	\$8,444	\$795	\$1,351	\$0	\$10,589
Maryvale Preparatory Academy		078592000	\$13,193,584	\$1,146,317	\$762,291	\$0	\$15,102,192
Total Attending ADM:	1,136.3972	Per ADM Amounts:	\$11,610	\$1,009	\$671	\$0	\$13,290
MCCCD on behalf of Phoenix College Preparatory Aca		078743000	\$2,253,516	\$237,526	\$211,614	\$0	\$2,702,656
Total Attending ADM:	254.0049	Per ADM Amounts:	\$8,872	\$935	\$833	\$0	\$10,640
Metropolitan Arts Institute, Inc.		078906000	\$2,359,790	\$317,839	\$54,839	\$0	\$2,732,468
Total Attending ADM:	248.2289	Per ADM Amounts:	\$9,507	\$1,280	\$221	\$0	\$11,008
Midtown Primary School		078976000	\$1,122,970	\$141,031	\$460,728	\$0	\$1,724,729
Total Attending ADM:	97.4272	Per ADM Amounts:	\$11,526	\$1,448	\$4,729	\$0	\$17,703
Milestones Charter School		078791000	\$2,502,421	\$191,713	\$29,758	\$0	\$2,723,892
Total Attending ADM:	166.5395	Per ADM Amounts:	\$15,026	\$1,151	\$179	\$0	\$16,356
Montessori Academy, Inc.		078977000	\$2,017,150	\$112,420	\$23,770	\$0	\$2,153,340
Total Attending ADM:	95.8933	Per ADM Amounts:	\$21,035	\$1,172	\$248	\$0	\$22,456
Montessori Day Public Schools Chartered, Inc.		078758000	\$1,575,399	\$262,101	\$77,763	\$0	\$1,915,263
Total Attending ADM:	164.0701	Per ADM Amounts:	\$9,602	\$1,597	\$474	\$0	\$11,673
Montessori Education Centre Charter School		078763000	\$4,426,618	\$449,276	\$107,069	\$0	\$4,982,963
Total Attending ADM:	405.1439	Per ADM Amounts:	\$10,926	\$1,109	\$264	\$0	\$12,299
New Horizon School for the Performing Arts		078771000	\$1,310,031	\$127,686	\$371,188	\$0	\$1,808,905
Total Attending ADM:	108.0750	Per ADM Amounts:	\$12,121	\$1,181	\$3,435	\$0	\$16,737
New Learning Ventures, Inc.		078692000	\$1,440,252	\$136,580	\$53,391	\$0	\$1,630,223
Total Attending ADM:	115.7740	Per ADM Amounts:	\$12,440	\$1,180	\$461	\$0	\$14,081
New School For The Arts		078903000	\$2,177,424	\$204,584	\$32,896	\$0	\$2,414,904
Total Attending ADM:	171.7095	Per ADM Amounts:	\$12,681	\$1,191	\$192	\$0	\$14,064
New School for the Arts Middle School		078981000	\$909,629	\$93,240	\$13,083	\$0	\$1,015,952
Total Attending ADM:	75.9580	Per ADM Amounts:	\$11,975	\$1,228	\$172	\$0	\$13,375
New World Educational Center		078760000	\$2,020,768	\$201,714	\$135,819	\$0	\$2,358,301
Total Attending ADM:	194.3463	Per ADM Amounts:	\$10,398	\$1,038	\$699	\$0	\$12,135
Noah Webster Schools - Mesa		078930000	\$4,538,469	\$482,281	\$303,785	\$0	\$5,324,535
Total Attending ADM:	479.1195	Per ADM Amounts:	\$9,473	\$1,007	\$634	\$0	\$11,113
Noah Webster Schools-Pima		078261000	\$2,769,582	\$230,767	\$244,312	\$0	\$3,244,661
Total Attending ADM:	232.2198	Per ADM Amounts:	\$11,927	\$994	\$1,052	\$0	\$13,972
North Phoenix Preparatory Academy		078584000	\$6,221,626	\$673,785	\$240,005	\$0	\$7,135,416
Total Attending ADM:	653.8624	Per ADM Amounts:	\$9,515	\$1,030	\$367	\$0	\$10,913
North Star Charter School, Inc.		078945000	\$2,637,721	\$309,834	\$212,611	\$0	\$3,160,166

Expenditures by Project for Charter Schools			General Projects	CSP & IIP	State & Federal Projects	CIP & ELL	Total Project Expenditures
Maricopa							
Total Attending ADM:	244.5050	Per ADM Amounts:	\$10,788	\$1,267	\$870	\$0	\$12,925
Ombudsman Educational Services, Ltd., a subsidiary		078767000	\$12,603,594	\$1,549,754	\$0	\$0	\$14,153,348
Total Attending ADM:	1,571.1719	Per ADM Amounts:	\$8,022	\$986	\$0	\$0	\$9,008
P.L.C. Charter Schools		078907000	\$6,438,316	\$1,268,810	\$1,583,149	\$0	\$9,290,275
Total Attending ADM:	854.4536	Per ADM Amounts:	\$7,535	\$1,485	\$1,853	\$0	\$10,873
Pan-American Elementary Charter		078940000	\$10,077,971	\$1,596,513	\$2,044,660	\$0	\$13,719,144
Total Attending ADM:	1,166.0459	Per ADM Amounts:	\$8,643	\$1,369	\$1,753	\$0	\$11,766
Paragon Management, Inc.		078912000	\$29,133,882	\$2,790,901	\$966,866	\$0	\$32,891,649
Total Attending ADM:	2,875.6790	Per ADM Amounts:	\$10,131	\$971	\$336	\$0	\$11,438
PAS Charter, Inc., dba Intelli-School		078963000	\$1,394,577	\$116,584	\$434,345	\$0	\$1,945,506
Total Attending ADM:	95.4230	Per ADM Amounts:	\$14,615	\$1,222	\$4,552	\$0	\$20,388
Pathfinder Charter School Foundation		078792000	\$4,538,293	\$281,380	\$866,626	\$11,694	\$5,697,993
Total Attending ADM:	400.6304	Per ADM Amounts:	\$11,328	\$702	\$2,163	\$29	\$14,223
Pathways In Education-Arizona, Inc.		078216000	\$2,506,090	\$251,369	\$55,966	\$0	\$2,813,425
Total Attending ADM:	203.7199	Per ADM Amounts:	\$12,302	\$1,234	\$275	\$0	\$13,810
Paul Revere Academy, Inc.		078631000	\$1,380,448	\$61,706	\$0	\$0	\$1,442,154
Total Attending ADM:	56.9620	Per ADM Amounts:	\$24,235	\$1,083	\$0	\$0	\$25,318
Pensar Academy		078238000	\$2,363,098	\$275,228	\$309,572	\$0	\$2,947,898
Total Attending ADM:	204.3816	Per ADM Amounts:	\$11,562	\$1,347	\$1,515	\$0	\$14,423
Phoenix International Academy		078693000	\$2,317,504	\$348,988	\$453,642	\$0	\$3,120,134
Total Attending ADM:	249.7813	Per ADM Amounts:	\$9,278	\$1,397	\$1,816	\$0	\$12,491
Phoenix School of Academic Excellence The		078776000	\$1,201,266	\$145,640	\$84,443	\$0	\$1,431,349
Total Attending ADM:	94.2367	Per ADM Amounts:	\$12,747	\$1,545	\$896	\$0	\$15,189
Pillar Charter School		078504000	\$202,978	\$9,415	\$54,587	\$0	\$266,980
Total Attending ADM:	5.6336	Per ADM Amounts:	\$36,030	\$1,671	\$9,690	\$0	\$47,391
Pinnacle Education-Tempe, Inc.		078726000	\$1,881,808	\$156,363	\$0	\$64,044	\$2,102,215
Total Attending ADM:	291.1505	Per ADM Amounts:	\$6,463	\$537	\$0	\$220	\$7,220
Pinnacle Education-WMCB, Inc.		078920000	\$451,833	\$32,510	\$0	\$0	\$484,343
Total Attending ADM:	68.1372	Per ADM Amounts:	\$6,631	\$477	\$0	\$0	\$7,108
Pioneer Preparatory School		078550000	\$4,065,443	\$396,143	\$1,022,656	\$0	\$5,484,242
Total Attending ADM:	350.2023	Per ADM Amounts:	\$11,609	\$1,131	\$2,920	\$0	\$15,660
Pioneer Technology & Arts Academy of Arizona		078716000	\$4,714,889	\$392,287	\$301,449	\$0	\$5,408,625
Total Attending ADM:	394.7018	Per ADM Amounts:	\$11,945	\$994	\$764	\$0	\$13,703
Premier Charter High School		078939000	\$1,615,010	\$268,783	\$507,478	\$0	\$2,391,271
Total Attending ADM:	137.4367	Per ADM Amounts:	\$11,751	\$1,956	\$3,692	\$0	\$17,399
Premier Prep Online Academy		078100000	\$1,988,881	\$232,926	\$50,184	\$0	\$2,271,991
Total Attending ADM:	225.6993	Per ADM Amounts:	\$8,812	\$1,032	\$222	\$0	\$10,066
Primavera Virtual Academy (American Virtual Academy)		078926000	\$65,248,695	\$7,776,446	\$0	\$0	\$73,025,141
Total Attending ADM:	7,465.3051	Per ADM Amounts:	\$8,740	\$1,042	\$0	\$0	\$9,782
Reid Traditional Schools' Painted Rock Academy Inc		078209000	\$3,731,330	\$379,398	\$97,973	\$0	\$4,208,701
Total Attending ADM:	385.7726	Per ADM Amounts:	\$9,672	\$983	\$254	\$0	\$10,910
Reid Traditional Schools' Valley Academy, Inc.		078749000	\$5,827,806	\$532,076	\$108,380	\$0	\$6,468,262
Total Attending ADM:	663.0363	Per ADM Amounts:	\$8,790	\$802	\$163	\$0	\$9,756
Research Based Education Corporation		078560000	\$813,357	\$96,293	\$123,551	\$0	\$1,033,201
Total Attending ADM:	73.4783	Per ADM Amounts:	\$11,069	\$1,310	\$1,681	\$0	\$14,061
Ridgeline Academy, Inc.		078609000	\$8,960,498	\$674,865	\$176,180	\$0	\$9,811,543
Total Attending ADM:	827.4657	Per ADM Amounts:	\$10,829	\$816	\$213	\$0	\$11,857
Roosevelt Preparatory Academy		078266000	\$9,520,475	\$860,270	\$417,176	\$0	\$10,797,921
Total Attending ADM:	860.1642	Per ADM Amounts:	\$11,068	\$1,000	\$485	\$0	\$12,553
Rosefield Charter Elementary School, Inc.		078508000	\$5,665,154	\$656,957	\$366,635	\$0	\$6,688,746

Expenditures by Project for Charter Schools

			General Projects	CSP & IIP	State & Federal Projects	CIP & ELL	Total Project Expenditures
Maricopa							
Total Attending ADM:	483.1320	Per ADM Amounts:	\$11,726	\$1,360	\$759	\$0	\$13,845
Sage Academy, Inc.		078688000	\$937,755	\$115,106	\$180,790	\$0	\$1,233,651
Total Attending ADM:	68.4909	Per ADM Amounts:	\$13,692	\$1,681	\$2,640	\$0	\$18,012
Salt River Pima-Maricopa Community Schools		078656000	\$503,236	\$267,750	\$1,792,140	\$0	\$2,563,126
Total Attending ADM:	68.7790	Per ADM Amounts:	\$7,317	\$3,893	\$26,056	\$0	\$37,266
San Tan Montessori School, Inc.		078539000	\$8,154,334	\$949,594	\$733,072	\$0	\$9,837,000
Total Attending ADM:	874.5554	Per ADM Amounts:	\$9,324	\$1,086	\$838	\$0	\$11,248
SC Jensen Corporation, Inc. dba Intelli-School		078962000	\$690,230	\$62,505	\$181,665	\$0	\$934,400
Total Attending ADM:	50.0655	Per ADM Amounts:	\$13,787	\$1,248	\$3,629	\$0	\$18,664
Scholars Academy Sunnyslope		078624000	\$2,674,086	\$351,477	\$756,483	\$0	\$3,782,046
Total Attending ADM:	309.9325	Per ADM Amounts:	\$8,628	\$1,134	\$2,441	\$0	\$12,203
Scottsdale Country Day School		078243000	\$1,276,125	\$164,464	\$22,617	\$0	\$1,463,206
Total Attending ADM:	122.6309	Per ADM Amounts:	\$10,406	\$1,341	\$184	\$0	\$11,932
Scottsdale Preparatory Academy		078533000	\$9,372,028	\$916,532	\$227,573	\$0	\$10,516,133
Total Attending ADM:	890.5039	Per ADM Amounts:	\$10,524	\$1,029	\$256	\$0	\$11,809
Self Development Academy-Phoenix		078256000	\$1,974,229	\$259,841	\$447,033	\$0	\$2,681,103
Total Attending ADM:	225.1655	Per ADM Amounts:	\$8,768	\$1,154	\$1,985	\$0	\$11,907
Self Development Charter School		078796000	\$3,084,954	\$58,102	\$0	\$0	\$3,143,056
Total Attending ADM:	288.1651	Per ADM Amounts:	\$10,706	\$202	\$0	\$0	\$10,907
Skyline Gila River Schools, LLC		078566000	\$4,333,645	\$275,068	\$490,120	\$0	\$5,098,833
Total Attending ADM:	242.8259	Per ADM Amounts:	\$17,847	\$1,133	\$2,018	\$0	\$20,998
Skyline Schools, Inc.		078914000	\$3,018,021	\$168,075	\$374,512	\$0	\$3,560,608
Total Attending ADM:	170.4921	Per ADM Amounts:	\$17,702	\$986	\$2,197	\$0	\$20,884
SLAM Arizona, Inc.		078625000	\$864,092	\$36,875	\$237,848	\$0	\$1,138,815
Total Attending ADM:	53.7754	Per ADM Amounts:	\$16,069	\$686	\$4,423	\$0	\$21,177
Somerset Academy Arizona, Inc.		078622000	\$1,469,779	\$112,746	\$331,855	\$0	\$1,914,380
Total Attending ADM:	135.7418	Per ADM Amounts:	\$10,828	\$831	\$2,445	\$0	\$14,103
South Phoenix Academy Inc.		078599000	\$2,306,217	\$276,045	\$268,099	\$0	\$2,850,361
Total Attending ADM:	259.5810	Per ADM Amounts:	\$8,884	\$1,063	\$1,033	\$0	\$10,981
South Valley Academy, Inc.		078578000	\$2,238,992	\$261,755	\$221,422	\$0	\$2,722,169
Total Attending ADM:	256.8358	Per ADM Amounts:	\$8,718	\$1,019	\$862	\$0	\$10,599
Southwest Leadership Academy		078228000	\$2,183,624	\$179,251	\$704,668	\$0	\$3,067,543
Total Attending ADM:	219.5699	Per ADM Amounts:	\$9,945	\$816	\$3,209	\$0	\$13,971
STEP UP Schools, Inc.		078634000	\$925,191	\$71,695	\$204,396	\$0	\$1,201,282
Total Attending ADM:	54.9818	Per ADM Amounts:	\$16,827	\$1,304	\$3,718	\$0	\$21,849
Stepping Stones Academy		078781000	\$2,293,773	\$242,919	\$42,730	\$0	\$2,579,422
Total Attending ADM:	208.7319	Per ADM Amounts:	\$10,989	\$1,164	\$205	\$0	\$12,358
Success School		078924000	\$9,011,200	\$976,328	\$1,979,907	\$23,901	\$11,991,336
Total Attending ADM:	981.9751	Per ADM Amounts:	\$9,177	\$994	\$2,016	\$24	\$12,211
Sun Valley Academy - Avondale, Inc.		078640000	\$3,722,249	\$486,421	\$719,640	\$0	\$4,928,310
Total Attending ADM:	432.9974	Per ADM Amounts:	\$8,596	\$1,123	\$1,662	\$0	\$11,382
Sun Valley Academy - Glendale, Inc.		078629000	\$2,246,052	\$170,858	\$356,051	\$0	\$2,772,961
Total Attending ADM:	171.8935	Per ADM Amounts:	\$13,067	\$994	\$2,071	\$0	\$16,132
Sun Valley Academy - South Mountain, Inc.		078556000	\$4,512,731	\$758,154	\$687,977	\$0	\$5,958,862
Total Attending ADM:	561.6218	Per ADM Amounts:	\$8,035	\$1,350	\$1,225	\$0	\$10,610
Synergy Public School, Inc.		078237000	\$4,196,192	\$564,621	\$1,393,612	\$35,360	\$6,189,785
Total Attending ADM:	534.7905	Per ADM Amounts:	\$7,846	\$1,056	\$2,606	\$66	\$11,574
Tempe Preparatory Academy		078761000	\$4,988,559	\$544,698	\$67,172	\$0	\$5,600,429
Total Attending ADM:	430.4805	Per ADM Amounts:	\$11,588	\$1,265	\$156	\$0	\$13,010
The Farm at Mission Montessori Academy		078213000	\$419,392	\$60,265	\$6,728	\$0	\$486,385

Expenditures by Project for Charter Schools		General Projects	CSP & IIP	State & Federal Projects	CIP & ELL	Total Project Expenditures	
Maricopa							
Total Attending ADM:	43.7200	Per ADM Amounts:	\$9,593	\$1,378	\$154	\$0	\$11,125
The Odyssey Preparatory Academy, Inc.		078561000	\$30,043,554	\$2,999,465	\$455,549	\$0	\$33,498,568
Total Attending ADM:	2,967.8929	Per ADM Amounts:	\$10,123	\$1,011	\$153	\$0	\$11,287
The Paideia Academies, Inc		078206000	\$7,243,649	\$842,566	\$1,652,096	\$28,615	\$9,766,926
Total Attending ADM:	796.6496	Per ADM Amounts:	\$9,093	\$1,058	\$2,074	\$36	\$12,260
Think Through Academy		078411000	\$750,254	\$61,177	\$136,334	\$0	\$947,765
Total Attending ADM:	60.5200	Per ADM Amounts:	\$12,397	\$1,011	\$2,253	\$0	\$15,660
ThrivePoint High School, Inc.		078911000	\$13,269,519	\$1,506,716	\$242,962	\$0	\$15,019,197
Total Attending ADM:	1,403.3118	Per ADM Amounts:	\$9,456	\$1,074	\$173	\$0	\$10,703
Trivium Preparatory Academy		078591000	\$8,945,754	\$902,171	\$317,637	\$0	\$10,165,562
Total Attending ADM:	874.1118	Per ADM Amounts:	\$10,234	\$1,032	\$363	\$0	\$11,630
Valley of the Sun Waldorf Education Association, d		078964000	\$2,877,959	\$263,320	\$52,883	\$0	\$3,194,162
Total Attending ADM:	265.3368	Per ADM Amounts:	\$10,846	\$992	\$199	\$0	\$12,038
Valor Preparatory Academy, LLC		078104000	\$3,193,495	\$290,886	\$0	\$0	\$3,484,381
Total Attending ADM:	232.8226	Per ADM Amounts:	\$13,716	\$1,249	\$0	\$0	\$14,966
Vector School District, Inc.		078562000	\$2,159,578	\$213,491	\$368,098	\$0	\$2,741,167
Total Attending ADM:	212.0594	Per ADM Amounts:	\$10,184	\$1,007	\$1,736	\$0	\$12,926
Veritas Preparatory Academy		078984000	\$8,593,747	\$800,481	\$241,507	\$0	\$9,635,735
Total Attending ADM:	776.4451	Per ADM Amounts:	\$11,068	\$1,031	\$311	\$0	\$12,410
Victory Collegiate Academy Corporation		078410000	\$3,430,444	\$321,133	\$293,407	\$0	\$4,044,984
Total Attending ADM:	296.2618	Per ADM Amounts:	\$11,579	\$1,084	\$990	\$0	\$13,653
Villa Montessori Charter School		078715000	\$8,001,888	\$461,939	\$117,847	\$0	\$8,581,674
Total Attending ADM:	470.3350	Per ADM Amounts:	\$17,013	\$982	\$251	\$0	\$18,246
Vista Charter School		078960000	\$240,610	\$44,627	\$0	\$0	\$285,237
Total Attending ADM:	9.1415	Per ADM Amounts:	\$26,321	\$4,882	\$0	\$0	\$31,202
Vista College Preparatory, Inc.		078224000	\$18,275,558	\$1,546,324	\$1,343,767	\$0	\$21,165,649
Total Attending ADM:	1,555.9105	Per ADM Amounts:	\$11,746	\$994	\$864	\$0	\$13,603
West Gilbert Charter Elementary School, Inc.		078935000	\$5,049,893	\$403,688	\$296,640	\$0	\$5,750,221
Total Attending ADM:	406.4519	Per ADM Amounts:	\$12,424	\$993	\$730	\$0	\$14,147
West Gilbert Charter Middle School, Inc.		078974000	\$1,076,859	\$75,469	\$111,759	\$0	\$1,264,087
Total Attending ADM:	85.4940	Per ADM Amounts:	\$12,596	\$883	\$1,307	\$0	\$14,786
West Valley Arts and Technology Academy, Inc.		078548000	\$1,978,535	\$266,615	\$155,655	\$0	\$2,400,805
Total Attending ADM:	194.4571	Per ADM Amounts:	\$10,175	\$1,371	\$800	\$0	\$12,346
Western School of Science and Technology, Inc.		078221000	\$5,590,311	\$470,687	\$630,888	\$0	\$6,691,886
Total Attending ADM:	517.0042	Per ADM Amounts:	\$10,813	\$910	\$1,220	\$0	\$12,944
Maricopa	Totals		\$1,633,811,422	\$170,494,170	\$131,137,550	\$521,359	\$1,935,964,501
Total Attending ADM:	162,747.0233	Per ADM Amounts:	\$10,039	\$1,048	\$806	\$3	\$11,896

Expenditures by Project for Charter Schools			General Projects	CSP & IIP	State & Federal Projects	CIP & ELL	Total Project Expenditures
Mohave							
Academy of Building Industries, Inc.		088704000	\$1,202,016	\$79,280	\$128,814	\$0	\$1,410,110
Total Attending ADM:	107.9270	Per ADM Amounts:	\$11,137	\$735	\$1,194	\$0	\$13,065
Desert Star Academy		088705000	\$6,312,566	\$722,451	\$491,916	\$0	\$7,526,933
Total Attending ADM:	645.4103	Per ADM Amounts:	\$9,781	\$1,119	\$762	\$0	\$11,662
Kingman Academy Of Learning		088620000	\$13,998,813	\$1,049,274	\$835,260	\$0	\$15,883,347
Total Attending ADM:	1,294.6972	Per ADM Amounts:	\$10,812	\$810	\$645	\$0	\$12,268
Masada Charter School, Inc.		088759000	\$4,489,837	\$291,327	\$388,570	\$0	\$5,169,734
Total Attending ADM:	496.7950	Per ADM Amounts:	\$9,038	\$586	\$782	\$0	\$10,406
Mohave Accelerated Elementary School, Inc.		088703000	\$3,503,232	\$279,144	\$379,143	\$0	\$4,161,519
Total Attending ADM:	484.2286	Per ADM Amounts:	\$7,235	\$576	\$783	\$0	\$8,594
Mohave Accelerated Learning Center		088758000	\$6,701,236	\$506,879	\$761,854	\$0	\$7,969,969
Total Attending ADM:	517.2726	Per ADM Amounts:	\$12,955	\$980	\$1,473	\$0	\$15,408
Telesis Center for Learning, Inc.		088702000	\$3,339,266	\$384,185	\$419,549	\$0	\$4,143,000
Total Attending ADM:	304.7671	Per ADM Amounts:	\$10,957	\$1,261	\$1,377	\$0	\$13,594
Young Scholars Academy Charter School Corp.		088755000	\$3,244,672	\$423,016	\$305,537	\$0	\$3,973,225
Total Attending ADM:	386.1555	Per ADM Amounts:	\$8,403	\$1,095	\$791	\$0	\$10,289
Mohave	Totals		\$42,791,638	\$3,735,556	\$3,710,643	\$0	\$50,237,837
Total Attending ADM:	4,237.2533	Per ADM Amounts:	\$10,099	\$882	\$876	\$0	\$11,856

Expenditures by Project for Charter Schools			General Projects	CSP & IIP	State & Federal Projects	CIP & ELL	Total Project Expenditures
Navajo							
Career Development, Inc.		098745000	\$831,724	\$80,358	\$119,527	\$0	\$1,031,609
Total Attending ADM:	59.0712	Per ADM Amounts:	\$14,080	\$1,360	\$2,023	\$0	\$17,464
Shonto Governing Board of Education, Inc.							
		098746000	\$855,596	\$3,579	\$674,151	\$0	\$1,533,326
Total Attending ADM:	57.9100	Per ADM Amounts:	\$14,775	\$62	\$11,641	\$0	\$26,478
Navajo	Totals		\$1,687,320	\$83,937	\$793,678	\$0	\$2,564,935
Total Attending ADM:	116.9812	Per ADM Amounts:	\$14,424	\$718	\$6,785	\$0	\$21,926

Expenditures by Project for Charter Schools			General Projects	CSP & IIP	State & Federal Projects	CIP & ELL	Total Project Expenditures
Pima							
Academy Del Sol, Inc.		108734000	\$6,495,648	\$656,150	\$418,207	\$0	\$7,570,005
Total Attending ADM:	681.0826	Per ADM Amounts:	\$9,537	\$963	\$614	\$0	\$11,115
Academy of Mathematics and Science South, Inc.		078242000	\$50,828,918	\$5,721,537	\$8,448,844	\$0	\$64,999,299
Total Attending ADM:	5,757.4323	Per ADM Amounts:	\$8,828	\$994	\$1,467	\$0	\$11,290
Academy of Mathematics and Science, Inc.		108713000	\$5,216,233	\$553,867	\$1,074,206	\$0	\$6,844,306
Total Attending ADM:	557.4424	Per ADM Amounts:	\$9,357	\$994	\$1,927	\$0	\$12,278
Academy of Tucson, Inc.		108665000	\$4,571,546	\$409,722	\$399,205	\$19,314	\$5,399,787
Total Attending ADM:	418.8931	Per ADM Amounts:	\$10,913	\$978	\$953	\$46	\$12,891
American Charter Schools Foundation d.b.a. Alta Vi		108794000	\$4,363,876	\$528,634	\$815,051	\$0	\$5,707,561
Total Attending ADM:	488.7783	Per ADM Amounts:	\$8,928	\$1,082	\$1,668	\$0	\$11,677
Aprender Tucson		108785000	\$2,205,851	\$251,870	\$605,945	\$31,062	\$3,094,728
Total Attending ADM:	217.9448	Per ADM Amounts:	\$10,121	\$1,156	\$2,780	\$143	\$14,200
Arizona Community Development Corporation		108709000	\$17,075,385	\$2,082,364	\$3,222,322	\$45,695	\$22,425,766
Total Attending ADM:	1,866.0209	Per ADM Amounts:	\$9,151	\$1,116	\$1,727	\$24	\$12,018
BASIS Charter Schools, Inc.		108725000	\$7,032,636	\$702,213	\$137,580	\$0	\$7,872,429
Total Attending ADM:	706.5783	Per ADM Amounts:	\$9,953	\$994	\$195	\$0	\$11,142
BASIS Charter Schools, Inc.		108737000	\$6,815,242	\$761,209	\$221,706	\$0	\$7,798,157
Total Attending ADM:	746.2135	Per ADM Amounts:	\$9,133	\$1,020	\$297	\$0	\$10,450
BASIS Charter Schools, Inc.		108404000	\$5,491,769	\$560,964	\$218,951	\$0	\$6,271,684
Total Attending ADM:	564.3666	Per ADM Amounts:	\$9,731	\$994	\$388	\$0	\$11,113
Blue Adobe Project		108501000	\$807,564	\$76,949	\$66,519	\$0	\$951,032
Total Attending ADM:	58.6781	Per ADM Amounts:	\$13,763	\$1,311	\$1,134	\$0	\$16,208
Canyon Rose Academy, Inc.		108715000	\$2,714,115	\$347,426	\$160,209	\$0	\$3,221,750
Total Attending ADM:	298.9785	Per ADM Amounts:	\$9,078	\$1,162	\$536	\$0	\$10,776
Carden of Tucson, Inc.		108777000	\$692,155	\$66,591	\$0	\$0	\$758,746
Total Attending ADM:	48.2200	Per ADM Amounts:	\$14,354	\$1,381	\$0	\$0	\$15,735
CITY Center for Collaborative Learning		108720000	\$4,446,311	\$0	\$0	\$0	\$4,446,311
Total Attending ADM:	293.3423	Per ADM Amounts:	\$15,157	\$0	\$0	\$0	\$15,157
Colearn Academy Arizona		108740000	\$1,840,468	\$216,700	\$115,770	\$0	\$2,172,938
Total Attending ADM:	177.4014	Per ADM Amounts:	\$10,375	\$1,222	\$653	\$0	\$12,249
Compass High School, Inc.		108788000	\$4,388,586	\$538,615	\$283,578	\$0	\$5,210,779
Total Attending ADM:	448.0026	Per ADM Amounts:	\$9,796	\$1,202	\$633	\$0	\$11,631
CPLC Community Schools dba Hiaki High School		108505000	\$1,036,631	\$102,179	\$138,131	\$0	\$1,276,941
Total Attending ADM:	87.8581	Per ADM Amounts:	\$11,799	\$1,163	\$1,572	\$0	\$14,534
CPLC Community Schools dba Toltecalli High School		108793000	\$1,570,785	\$163,272	\$366,076	\$0	\$2,100,133
Total Attending ADM:	130.5474	Per ADM Amounts:	\$12,032	\$1,251	\$2,804	\$0	\$16,087
Daisy Education Corporation dba Sonoran Science Ac		108666000	\$6,955,303	\$769,510	\$440,606	\$0	\$8,165,419
Total Attending ADM:	735.4637	Per ADM Amounts:	\$9,457	\$1,046	\$599	\$0	\$11,102
Daisy Education Corporation dba Sonoran Science Ac		108502000	\$4,356,076	\$440,760	\$398,752	\$0	\$5,195,588
Total Attending ADM:	421.5487	Per ADM Amounts:	\$10,334	\$1,046	\$946	\$0	\$12,325
Daisy Education Corporation dba Sonoran Science Ac		108503000	\$3,625,537	\$444,780	\$330,377	\$0	\$4,400,694
Total Attending ADM:	447.4620	Per ADM Amounts:	\$8,102	\$994	\$738	\$0	\$9,835
Desert Rose Academy, Inc.		108787000	\$1,357,274	\$177,797	\$75,160	\$0	\$1,610,231
Total Attending ADM:	136.1742	Per ADM Amounts:	\$9,967	\$1,306	\$552	\$0	\$11,825
Desert Sage School		108668000	\$1,107,951	\$119,269	\$399,906	\$0	\$1,627,126
Total Attending ADM:	89.0526	Per ADM Amounts:	\$12,442	\$1,339	\$4,491	\$0	\$18,272
Desert Sky Community School, Inc.		108732000	\$435,249	\$38,509	\$41,460	\$0	\$515,218
Total Attending ADM:	33.6550	Per ADM Amounts:	\$12,933	\$1,144	\$1,232	\$0	\$15,309
Eastpointe High School, Inc.		108781000	\$4,945,396	\$1,029,130	\$0	\$0	\$5,974,526

Expenditures by Project for Charter Schools

			General Projects	CSP & IIP	State & Federal Projects	CIP & ELL	Total Project Expenditures
Pima							
Total Attending ADM:	620.5775	Per ADM Amounts:	\$7,969	\$1,658	\$0	\$0	\$9,627
Ed Ahead		108506000	\$0	\$0	\$0	\$0	\$0
Total Attending ADM:	20.6343	Per ADM Amounts:	\$0	\$0	\$0	\$0	\$0
Edge School, Inc., The		108653000	\$1,834,343	\$268,088	\$247,402	\$0	\$2,349,833
Total Attending ADM:	144.5397	Per ADM Amounts:	\$12,691	\$1,855	\$1,712	\$0	\$16,257
Educational Impact, Inc.		108717000	\$1,413,610	\$153,595	\$220,177	\$0	\$1,787,382
Total Attending ADM:	129.6076	Per ADM Amounts:	\$10,907	\$1,185	\$1,699	\$0	\$13,791
Great Expectations Academy		108770000	\$1,851,589	\$215,655	\$93,121	\$0	\$2,160,365
Total Attending ADM:	163.1624	Per ADM Amounts:	\$11,348	\$1,322	\$571	\$0	\$13,241
Griffin Foundation, Inc. The		108789000	\$1,394,920	\$104,039	\$310,820	\$0	\$1,809,779
Total Attending ADM:	87.7578	Per ADM Amounts:	\$15,895	\$1,186	\$3,542	\$0	\$20,622
Hasan Educational Services		108726000	\$775,732	\$71,174	\$548,570	\$0	\$1,395,476
Total Attending ADM:	55.5129	Per ADM Amounts:	\$13,974	\$1,282	\$9,882	\$0	\$25,138
Hermosa Montessori Charter School		108701000	\$2,601,925	\$174,122	\$123,644	\$0	\$2,899,691
Total Attending ADM:	198.0100	Per ADM Amounts:	\$13,140	\$879	\$624	\$0	\$14,644
Highland Free School		108775000	\$326,724	\$37,560	\$35,699	\$0	\$399,983
Total Attending ADM:	28.6873	Per ADM Amounts:	\$11,389	\$1,309	\$1,244	\$0	\$13,943
Kaizen Education Foundation dba Skyview High Schoo		108706000	\$1,450,456	\$154,874	\$335,885	\$0	\$1,941,215
Total Attending ADM:	133.6863	Per ADM Amounts:	\$10,850	\$1,158	\$2,512	\$0	\$14,521
Khalsa Family Services		108784000	\$2,088,861	\$253,775	\$41,549	\$0	\$2,384,185
Total Attending ADM:	220.3760	Per ADM Amounts:	\$9,479	\$1,152	\$189	\$0	\$10,819
Legacy Traditional School - Northwest Tucson		108414000	\$10,666,497	\$1,190,293	\$1,041,975	\$0	\$12,898,765
Total Attending ADM:	1,218.7479	Per ADM Amounts:	\$8,752	\$977	\$855	\$0	\$10,584
Leman Academy of Excellence, Inc.		108738000	\$40,038,691	\$3,673,154	\$1,083,945	\$0	\$44,795,790
Total Attending ADM:	4,334.5842	Per ADM Amounts:	\$9,237	\$847	\$250	\$0	\$10,335
Math and Science Success Academy, Inc.		108798000	\$5,660,624	\$713,997	\$930,830	\$0	\$7,305,451
Total Attending ADM:	718.3178	Per ADM Amounts:	\$7,880	\$994	\$1,296	\$0	\$10,170
Montessori Schoolhouse of Tucson, Inc.		108703000	\$1,205,647	\$144,020	\$11,657	\$0	\$1,361,324
Total Attending ADM:	121.9661	Per ADM Amounts:	\$9,885	\$1,181	\$96	\$0	\$11,161
Mountain Rose Academy, Inc.		108769000	\$1,646,453	\$226,535	\$91,873	\$0	\$1,964,861
Total Attending ADM:	164.6043	Per ADM Amounts:	\$10,002	\$1,376	\$558	\$0	\$11,937
Nosotros, Inc		108707000	\$2,718,401	\$313,925	\$563,330	\$0	\$3,595,656
Total Attending ADM:	309.8141	Per ADM Amounts:	\$8,774	\$1,013	\$1,818	\$0	\$11,606
Online School of Arizona		108604000	\$286,488	\$36,117	\$9,737	\$0	\$332,342
Total Attending ADM:	24.0398	Per ADM Amounts:	\$11,917	\$1,502	\$405	\$0	\$13,825
Pima Prevention Partnership		108507000	\$1,487,998	\$195,229	\$110,662	\$0	\$1,793,889
Total Attending ADM:	125.0977	Per ADM Amounts:	\$11,895	\$1,561	\$885	\$0	\$14,340
Pima Prevention Partnership dba Pima Partnership A		108799000	\$377,648	\$35,061	\$110,275	\$0	\$522,984
Total Attending ADM:	34.5974	Per ADM Amounts:	\$10,916	\$1,013	\$3,187	\$0	\$15,116
Pima Prevention Partnership dba Pima Partnership S		108711000	\$1,293,034	\$89,344	\$118,624	\$0	\$1,501,002
Total Attending ADM:	93.1411	Per ADM Amounts:	\$13,883	\$959	\$1,274	\$0	\$16,115
Pima Rose Academy, Inc.		108602000	\$3,865,833	\$524,263	\$80,656	\$0	\$4,470,752
Total Attending ADM:	441.4361	Per ADM Amounts:	\$8,757	\$1,188	\$183	\$0	\$10,128
Portable Practical Educational Preparation, Inc. (108796000	\$52,427,275	\$6,726,450	\$2,926,558	\$0	\$62,080,283
Total Attending ADM:	5,482.3010	Per ADM Amounts:	\$9,563	\$1,227	\$534	\$0	\$11,324
Portable Practical Educational Preparation, Inc. (108744000	\$6,593,925	\$1,073,975	\$2,322,539	\$0	\$9,990,439
Total Attending ADM:	711.7835	Per ADM Amounts:	\$9,264	\$1,509	\$3,263	\$0	\$14,036
Presidio School		108778000	\$3,798,827	\$382,686	\$324,391	\$0	\$4,505,904
Total Attending ADM:	325.4348	Per ADM Amounts:	\$11,673	\$1,176	\$997	\$0	\$13,846
Satori, Inc.		108719000	\$1,167,709	\$111,340	\$14,560	\$0	\$1,293,609

Expenditures by Project for Charter Schools			General Projects	CSP & IIP	State & Federal Projects	CIP & ELL	Total Project Expenditures
Pima							
Total Attending ADM:	95.5313	Per ADM Amounts:	\$12,223	\$1,165	\$152	\$0	\$13,541
Science Technology Engineering and Math Arizona		108514000	\$2,800,084	\$306,386	\$272,127	\$0	\$3,378,597
Total Attending ADM:	243.2856	Per ADM Amounts:	\$11,509	\$1,259	\$1,119	\$0	\$13,887
Southern Arizona Community Academy, Inc.		108772000	\$953,891	\$115,627	\$0	\$0	\$1,069,518
Total Attending ADM:	85.4009	Per ADM Amounts:	\$11,170	\$1,354	\$0	\$0	\$12,523
Southgate Academy, Inc.		108779000	\$3,544,773	\$424,978	\$895,634	\$0	\$4,865,385
Total Attending ADM:	355.6453	Per ADM Amounts:	\$9,967	\$1,195	\$2,518	\$0	\$13,680
StrengthBuilding Partners		108227000	\$643,306	\$56,614	\$136,063	\$0	\$835,983
Total Attending ADM:	45.1750	Per ADM Amounts:	\$14,240	\$1,253	\$3,012	\$0	\$18,505
The Charter Foundation, Inc.		108722000	\$4,797,237	\$577,401	\$562,633	\$0	\$5,937,271
Total Attending ADM:	534.0343	Per ADM Amounts:	\$8,983	\$1,081	\$1,054	\$0	\$11,118
Tucson Country Day School, Inc.		108773000	\$5,612,638	\$528,943	\$374,647	\$0	\$6,516,228
Total Attending ADM:	485.1057	Per ADM Amounts:	\$11,570	\$1,090	\$772	\$0	\$13,433
Tucson International Academy, Inc.		108714000	\$4,481,527	\$465,291	\$439,277	\$0	\$5,386,095
Total Attending ADM:	392.2710	Per ADM Amounts:	\$11,425	\$1,186	\$1,120	\$0	\$13,731
Tucson Preparatory School		108768000	\$1,209,075	\$109,170	\$126,818	\$0	\$1,445,063
Total Attending ADM:	82.2889	Per ADM Amounts:	\$14,693	\$1,327	\$1,541	\$0	\$17,561
Tucson Youth Development/ACE Charter High School		108660000	\$3,739,552	\$474,121	\$508,811	\$0	\$4,722,484
Total Attending ADM:	364.7850	Per ADM Amounts:	\$10,251	\$1,300	\$1,395	\$0	\$12,946
Pima	Totals		\$325,131,798	\$36,687,819	\$33,393,050	\$96,071	\$395,308,738
Total Attending ADM:	34,003.0780	Per ADM Amounts:	\$9,562	\$1,079	\$982	\$3	\$11,626

Expenditures by Project for Charter Schools			General Projects	CSP & IIP	State & Federal Projects	CIP & ELL	Total Project Expenditures
Pinal							
A+ Charter Schools		118720000	\$3,193,455	\$475,895	\$267,382	\$4,651	\$3,941,383
Total Attending ADM:	364.4376	Per ADM Amounts:	\$8,763	\$1,306	\$734	\$13	\$10,815
Akimel O Otham Pee Posh Charter School, Inc.		118705000	\$69,947	\$0	\$190,632	\$0	\$260,579
Total Attending ADM:	119.6152	Per ADM Amounts:	\$585	\$0	\$1,594	\$0	\$2,178
Akimel O'Otham Pee Posh Charter School, Inc.		118706000	\$150,784	\$0	\$86,795	\$0	\$237,579
Total Attending ADM:	137.5400	Per ADM Amounts:	\$1,096	\$0	\$631	\$0	\$1,727
American Charter Schools Foundation d.b.a. Apache		118703000	\$1,461,571	\$189,571	\$393,289	\$0	\$2,044,431
Total Attending ADM:	174.6916	Per ADM Amounts:	\$8,367	\$1,085	\$2,251	\$0	\$11,703
ASU Preparatory Academy - Casa Grande		118716000	\$2,732,369	\$297,750	\$156,580	\$0	\$3,186,699
Total Attending ADM:	279.5167	Per ADM Amounts:	\$9,775	\$1,065	\$560	\$0	\$11,401
Eduprize Schools, LLC		078687000	\$29,391,561	\$3,004,849	\$2,232	\$0	\$32,398,642
Total Attending ADM:	2,894.0972	Per ADM Amounts:	\$10,156	\$1,038	\$1	\$0	\$11,195
Heritage Academy Maricopa, Inc.		118645000	\$7,821,595	\$967,291	\$0	\$0	\$8,788,886
Total Attending ADM:	932.9859	Per ADM Amounts:	\$8,383	\$1,037	\$0	\$0	\$9,420
Leading Edge Academy Maricopa		118708000	\$7,665,518	\$763,024	\$1,041,585	\$0	\$9,470,127
Total Attending ADM:	823.5721	Per ADM Amounts:	\$9,308	\$926	\$1,265	\$0	\$11,499
Leading Edge Academy Queen Creek		078101000	\$2,829,717	\$321,205	\$356,139	\$0	\$3,507,061
Total Attending ADM:	283.1399	Per ADM Amounts:	\$9,994	\$1,134	\$1,258	\$0	\$12,386
Legacy Traditional School - Casa Grande		118718000	\$12,284,431	\$1,324,283	\$1,259,819	\$0	\$14,868,533
Total Attending ADM:	1,408.6370	Per ADM Amounts:	\$8,721	\$940	\$894	\$0	\$10,555
Legacy Traditional School - Maricopa		118719000	\$11,470,661	\$1,213,924	\$1,339,304	\$0	\$14,023,889
Total Attending ADM:	1,273.8150	Per ADM Amounts:	\$9,005	\$953	\$1,051	\$0	\$11,009
Legacy Traditional School - Queen Creek		118715000	\$7,869,436	\$801,383	\$1,087,554	\$0	\$9,758,373
Total Attending ADM:	873.2120	Per ADM Amounts:	\$9,012	\$918	\$1,245	\$0	\$11,175
Legacy Traditional School-San Tan		078420000	\$7,717,033	\$574,664	\$524,657	\$0	\$8,816,354
Total Attending ADM:	680.7073	Per ADM Amounts:	\$11,337	\$844	\$771	\$0	\$12,952
Pinnacle Education-Casa Grande, Inc.		118704000	\$273,223	\$24,309	\$0	\$0	\$297,532
Total Attending ADM:	23.4808	Per ADM Amounts:	\$11,636	\$1,035	\$0	\$0	\$12,671
The Grande Innovation Academy		118717000	\$7,066,949	\$781,735	\$784,818	\$0	\$8,633,502
Total Attending ADM:	786.5699	Per ADM Amounts:	\$8,985	\$994	\$998	\$0	\$10,976
Pinal	Totals		\$101,998,250	\$10,739,883	\$7,490,786	\$4,651	\$120,233,570
Total Attending ADM:	11,056.0182	Per ADM Amounts:	\$9,226	\$971	\$678	\$0	\$10,875

Expenditures by Project for Charter Schools			General Projects	CSP & IIP	State & Federal Projects	CIP & ELL	Total Project Expenditures
Santa Cruz							
Kaizen Education Foundation dba Colegio Petite Pho		128704000	\$2,085,944	\$283,675	\$508,302	\$0	\$2,877,921
Total Attending ADM:	232.9806	Per ADM Amounts:	\$8,953	\$1,218	\$2,182	\$0	\$12,353
Mexicayotl Academy, Inc.		128703000	\$2,179,880	\$241,471	\$239,828	\$0	\$2,661,179
Total Attending ADM:	190.9974	Per ADM Amounts:	\$11,413	\$1,264	\$1,256	\$0	\$13,933
Patagonia Montessori Elementary School		128725000	\$303,513	\$16,981	\$31,270	\$0	\$351,764
Total Attending ADM:	30.9619	Per ADM Amounts:	\$9,803	\$548	\$1,010	\$0	\$11,361
Pinnacle Education-Kino, Inc.		128701000	\$242,634	\$43,884	\$0	\$58,717	\$345,235
Total Attending ADM:	45.1015	Per ADM Amounts:	\$5,380	\$973	\$0	\$1,302	\$7,655
Santa Cruz Valley Opportunities in Education, Inc.		128726000	\$923,510	\$90,630	\$59,358	\$0	\$1,073,498
Total Attending ADM:	76.5000	Per ADM Amounts:	\$12,072	\$1,185	\$776	\$0	\$14,033
Santa Cruz	Totals		\$5,735,481	\$676,641	\$838,758	\$58,717	\$7,309,597
Total Attending ADM:	576.5414	Per ADM Amounts:	\$9,948	\$1,174	\$1,455	\$102	\$12,678

Expenditures by Project for Charter Schools			General Projects	CSP & IIP	State & Federal Projects	CIP & ELL	Total Project Expenditures
Yavapai							
Acorn Montessori Charter School		138760000	\$5,481,575	\$556,753	\$711,981	\$0	\$6,750,309
Total Attending ADM:	521.6757	Per ADM Amounts:	\$10,508	\$1,067	\$1,365	\$0	\$12,940
Arizona Agribusiness & Equine Center, Inc.		138785000	\$2,602,279	\$349,809	\$248,882	\$0	\$3,200,970
Total Attending ADM:	320.3547	Per ADM Amounts:	\$8,123	\$1,092	\$777	\$0	\$9,992
BASIS Charter Schools, Inc.		138786000	\$5,900,074	\$577,860	\$378,256	\$0	\$6,856,190
Total Attending ADM:	574.8932	Per ADM Amounts:	\$10,263	\$1,005	\$658	\$0	\$11,926
Compass Points International, Inc		138501000	\$1,649,659	\$186,389	\$128,137	\$0	\$1,964,185
Total Attending ADM:	138.3310	Per ADM Amounts:	\$11,925	\$1,347	\$926	\$0	\$14,199
Desert Star Community School, Inc.		138714000	\$1,338,208	\$128,612	\$132,733	\$0	\$1,599,553
Total Attending ADM:	135.4864	Per ADM Amounts:	\$9,877	\$949	\$980	\$0	\$11,806
Edkey Inc. dba American Heritage Academy		138754000	\$2,935,108	\$310,191	\$330,914	\$0	\$3,576,213
Total Attending ADM:	320.4154	Per ADM Amounts:	\$9,160	\$968	\$1,033	\$0	\$11,161
Edkey, Inc. - Sequoia Ranch School		138705000	\$1,099,397	\$112,799	\$429,604	\$3,495	\$1,645,295
Total Attending ADM:	118.4446	Per ADM Amounts:	\$9,282	\$952	\$3,627	\$30	\$13,891
Franklin Phonetic Primary School, Inc.		138751000	\$4,021,571	\$385,663	\$479,777	\$10,053	\$4,897,064
Total Attending ADM:	347.8894	Per ADM Amounts:	\$11,560	\$1,109	\$1,379	\$29	\$14,076
La Tierra Community School, Inc		138503000	\$1,373,670	\$190,606	\$137,946	\$0	\$1,702,222
Total Attending ADM:	129.3769	Per ADM Amounts:	\$10,618	\$1,473	\$1,066	\$0	\$13,157
Liberty Leadership Academy		138787000	\$639,392	\$33,570	\$319,629	\$0	\$992,591
Total Attending ADM:	57.7030	Per ADM Amounts:	\$11,081	\$582	\$5,539	\$0	\$17,202
Mary Ellen Halvorson Educational Foundation. dba:		138757000	\$2,796,813	\$373,541	\$109,530	\$0	\$3,279,884
Total Attending ADM:	266.3852	Per ADM Amounts:	\$10,499	\$1,402	\$411	\$0	\$12,313
Mingus Springs Charter School		138712000	\$1,575,080	\$172,415	\$110,961	\$0	\$1,858,456
Total Attending ADM:	147.3470	Per ADM Amounts:	\$10,690	\$1,170	\$753	\$0	\$12,613
Mountain Oak Charter School, Inc.		138768000	\$0	\$0	\$0	\$0	\$0
Total Attending ADM:	83.9653	Per ADM Amounts:	\$0	\$0	\$0	\$0	\$0
PACE Preparatory Academy, Inc.		138758000	\$1,063,522	\$146,174	\$158,647	\$0	\$1,368,343
Total Attending ADM:	109.8695	Per ADM Amounts:	\$9,680	\$1,330	\$1,444	\$0	\$12,454
Painted Pony Ranch Charter School		138756000	\$667,328	\$94,603	\$53,964	\$0	\$815,895
Total Attending ADM:	65.3935	Per ADM Amounts:	\$10,205	\$1,447	\$825	\$0	\$12,477
Prescott Valley Charter School		078516000	\$5,285,553	\$453,205	\$1,144,817	\$18,623	\$6,902,198
Total Attending ADM:	403.1202	Per ADM Amounts:	\$13,112	\$1,124	\$2,840	\$46	\$17,122
Sedona Charter School, Inc.		138708000	\$1,709,908	\$153,475	\$44,592	\$0	\$1,907,975
Total Attending ADM:	134.0983	Per ADM Amounts:	\$12,751	\$1,144	\$333	\$0	\$14,228
Skyview School, Inc.		138752000	\$2,033,862	\$225,577	\$109,208	\$0	\$2,368,647
Total Attending ADM:	200.9584	Per ADM Amounts:	\$10,121	\$1,123	\$543	\$0	\$11,787
Yavapai	Totals		\$42,172,999	\$4,451,242	\$5,029,578	\$32,171	\$51,685,990
Total Attending ADM:	4,075.7077	Per ADM Amounts:	\$10,347	\$1,092	\$1,234	\$8	\$12,681

Expenditures by Project for Charter Schools			General Projects	CSP & IIP	State & Federal Projects	CIP & ELL	Total Project Expenditures
Yuma							
Carpe Diem Collegiate High School		148761000	\$1,895,011	\$264,610	\$242,770	\$0	\$2,402,391
Total Attending ADM:	228.6548	Per ADM Amounts:	\$8,288	\$1,157	\$1,062	\$0	\$10,507
Harvest Power Community Development Group, Inc.		148760000	\$15,483,429	\$1,615,883	\$1,727,612	\$0	\$18,826,924
Total Attending ADM:	1,599.3489	Per ADM Amounts:	\$9,681	\$1,010	\$1,080	\$0	\$11,772
Juniper Tree Academy		148759000	\$7,394,463	\$808,415	\$1,268,839	\$0	\$9,471,717
Total Attending ADM:	813.4894	Per ADM Amounts:	\$9,090	\$994	\$1,560	\$0	\$11,643
Yuma Private Industry Council, Inc.		148758000	\$959,120	\$107,854	\$104,425	\$0	\$1,171,399
Total Attending ADM:	93.8327	Per ADM Amounts:	\$10,222	\$1,149	\$1,113	\$0	\$12,484
Yuma	Totals		\$25,732,023	\$2,796,762	\$3,343,646	\$0	\$31,872,431
Total Attending ADM:	2,735.3258	Per ADM Amounts:	\$9,407	\$1,022	\$1,222	\$0	\$11,652

Expenditures by Project for Charter Schools

			General Projects	CSP & IIP	State & Federal Projects	CIP & ELL	Total Project Expenditures
State Totals	Totals		\$2,230,994,060	\$235,494,229	\$193,895,559	\$712,969	\$2,661,096,817
Total Attending ADM:	224,447.5621	Per ADM Amounts:	\$9,940	\$1,049	\$864	\$3	\$11,856