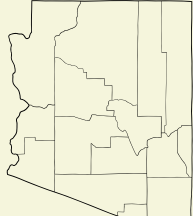




K-5 PUBLIC SCHOOL PHYSICAL ACTIVITY: MARICOPA COUNTY (2021-2022, 2022-2023, 2023-2024)

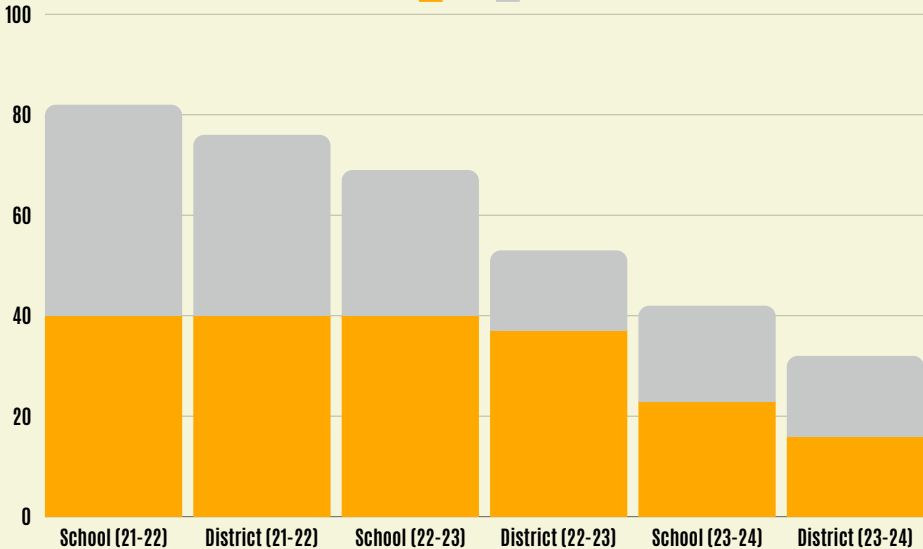
BASED ON A STATEWIDE SURVEY COMPLETED BY PHYSICAL EDUCATION TEACHERS OR PERSONS RESPONSIBLE FOR SCHOOL HEALTH AND WELLNESS IN THE 2021-2024 SCHOOL YEARS



P.E. POLICIES

Presence of written policy on minutes of P.E.

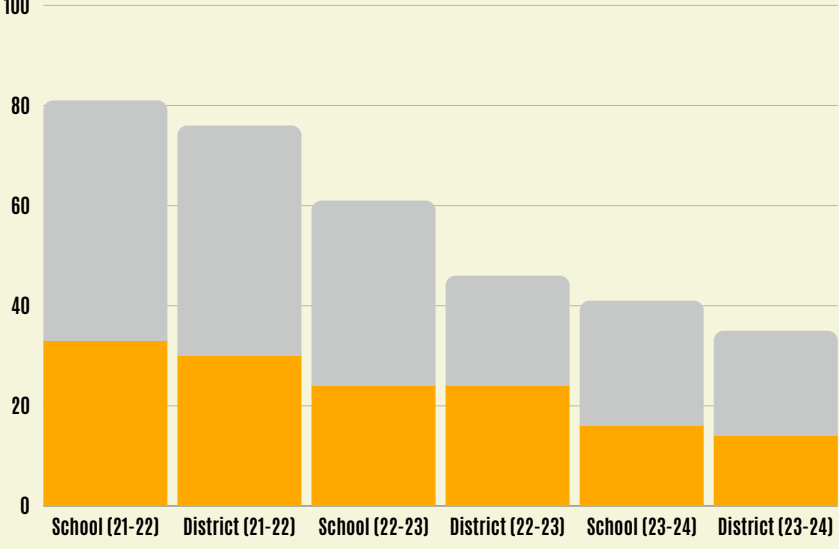
Yes No



Don't know &/or Missing = 2021-2022 (48, 54), 2022-2023 (84, 100), 2023-2024 (36, 46)

Presence of written policy on days/week of P.E.

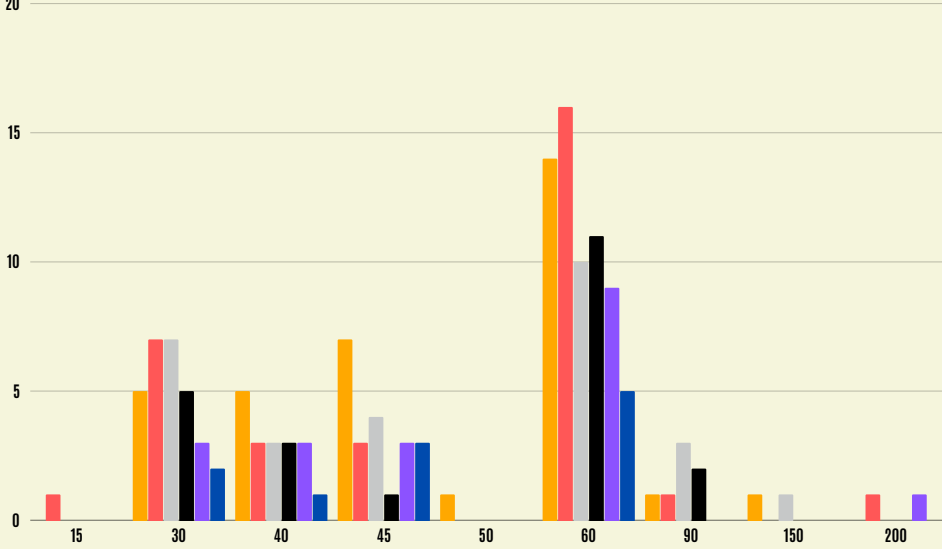
Yes No



Don't Know &/or Missing = 2021-2022 (49, 54), 2022-2023 (92, 107), 2023-2024 (37, 43)

Minutes of P.E. per week required within policy.

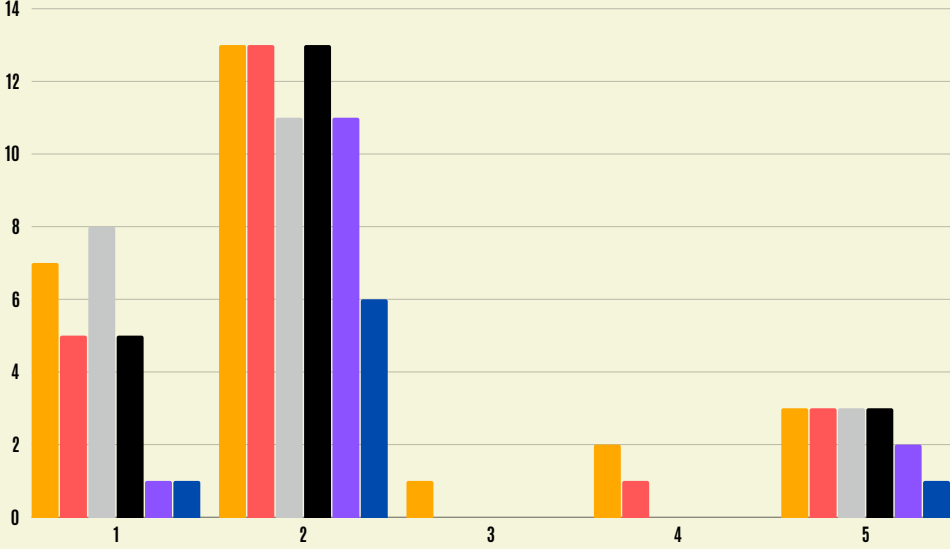
School (21-22) District (21-22) School (22-23) District (22-23) School (23-24) District (23-24)



Don't Know &/or Missing = 2021-2022 (96, 130), 2022-2023 (124, 130), 2023-2024 (59, 67)

Days of P.E. per week required within policy.

School (21-22) District (21-22) School (22-23) District (22-23) School (23-24) District (23-24)

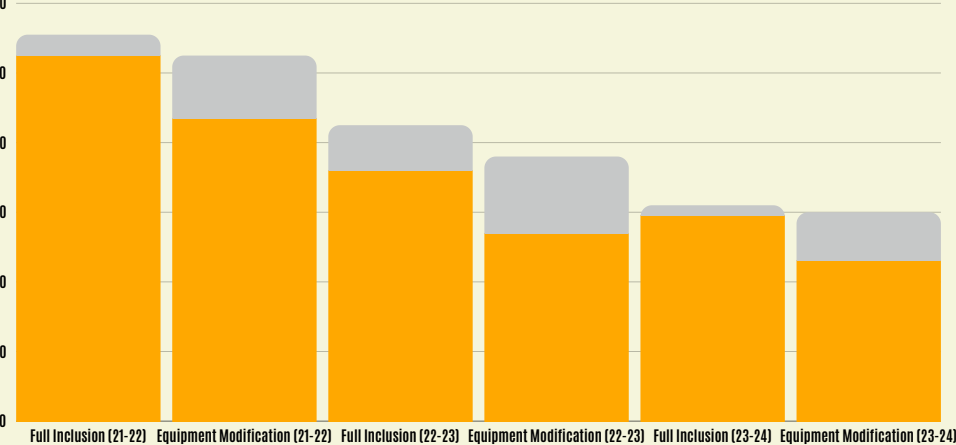


Don't Know &/or Missing = 2021-2022 (104, 108), 2022-2023 (131, 132), 2023-2024 (64, 70)

P.E. PRACTICES

Consistent practices to include students with special needs

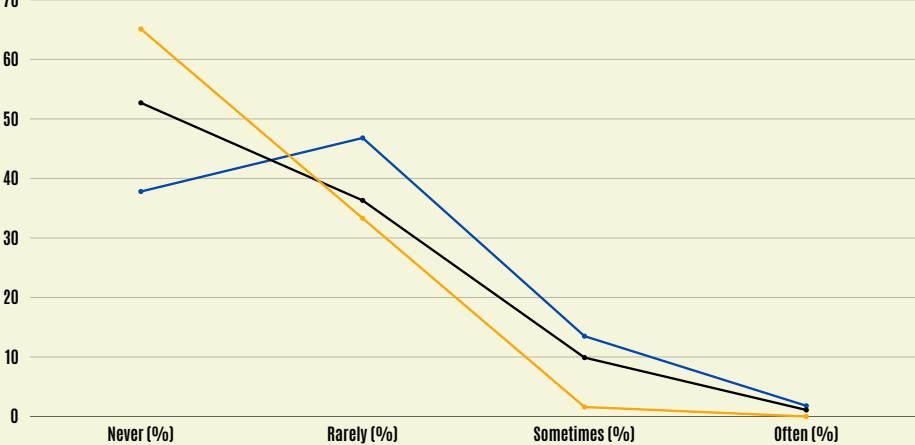
Yes No



Inclusion, Equipment Don't know &/or Missing = 2021-22 (19, 25), 2022-23 (68, 77), 2023-24 (16, 18)

How often teachers withhold P.E.

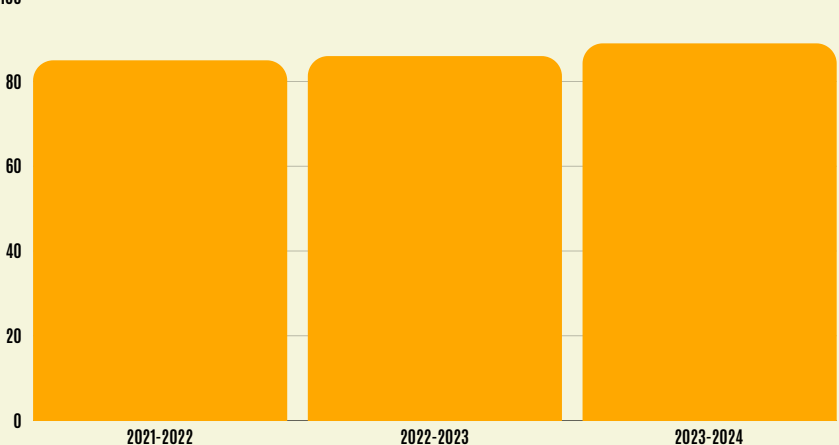
2021-2022 2022-2023 2023-2024



Don't know &/or Missing = 2021-22 (19), 2022-23 (62), 2023-24 (15)

Percent of P.E. taught by certified PE teacher

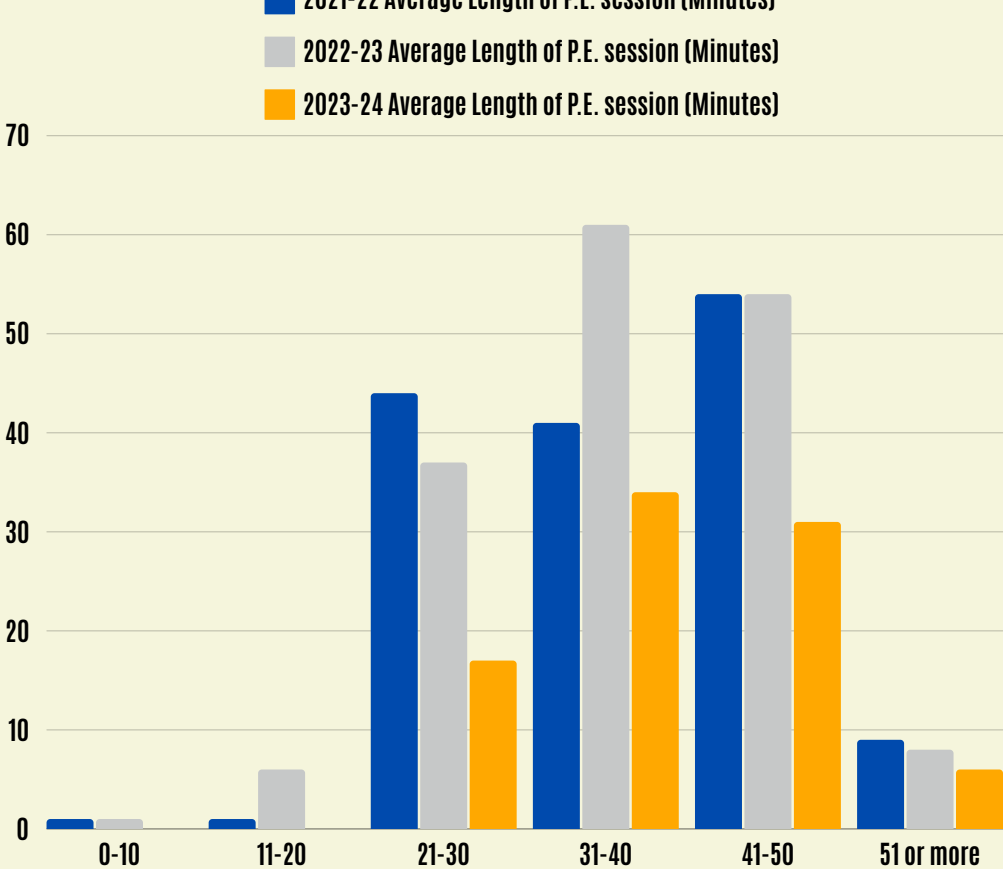
%



Don't know &/or Missing = 2021-22 (18), 2022-23 (61), 2023-24 (12)

Average Length of PE session (minutes).

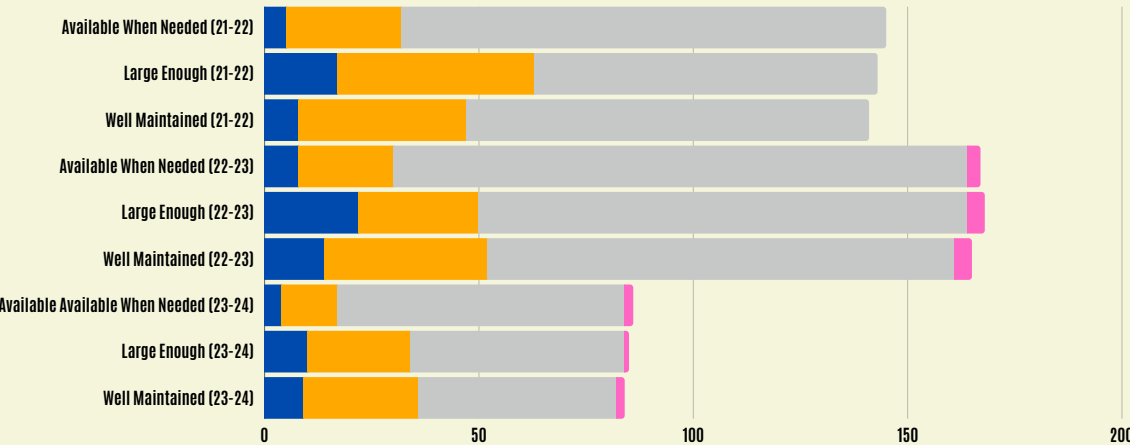
2021-22 Average Length of P.E. session (Minutes)
2022-23 Average Length of P.E. session (Minutes)
2023-24 Average Length of P.E. session (Minutes)



Don't know &/or Missing = 2021-22 (24), 2022-23 (106), 2023-24 (15)

School facilities for P.E. and/or P.A.

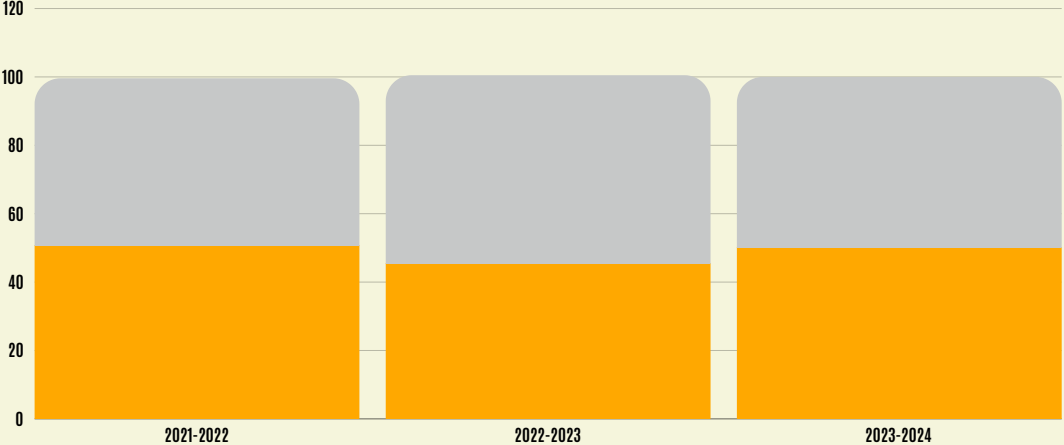
Rarely Sometimes Often Not Applicable



Available, Large, Maintained Don't know &/or Missing Inclusion = 2021-22 (29, 31, 33), 2022-23 (106, 105, 108), 2023-24 (17, 18, 19)

Annual budget for P.E.

Yes (%) No (%)



Don't know &/or Missing = 2021-22 (43), 2022-23 (98), 2023-24 (24)

