



Exceptional Student Services (ESS) Special Education Advisory Panel (SEAP)

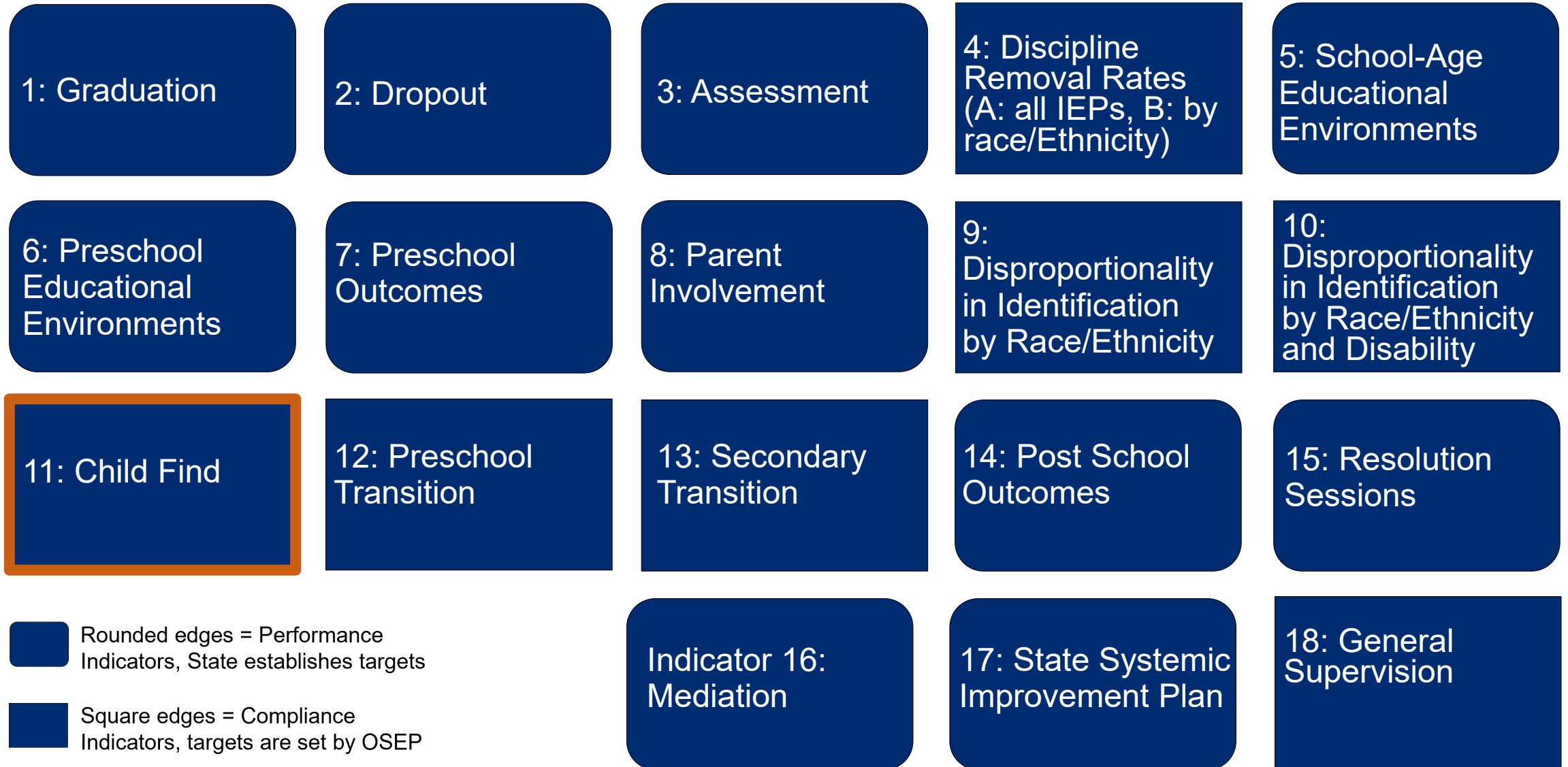
Indicators 11, 12, and 13 for Federal Fiscal Year 2023
State Performance Plan and
Annual Performance Report

November 19, 2024

State Performance Plan Indicators

Summarized Descriptions of
IDEA Part B Indicators

Indicator 11: Child Find




Indicator 11: Child Find Introduction

Description

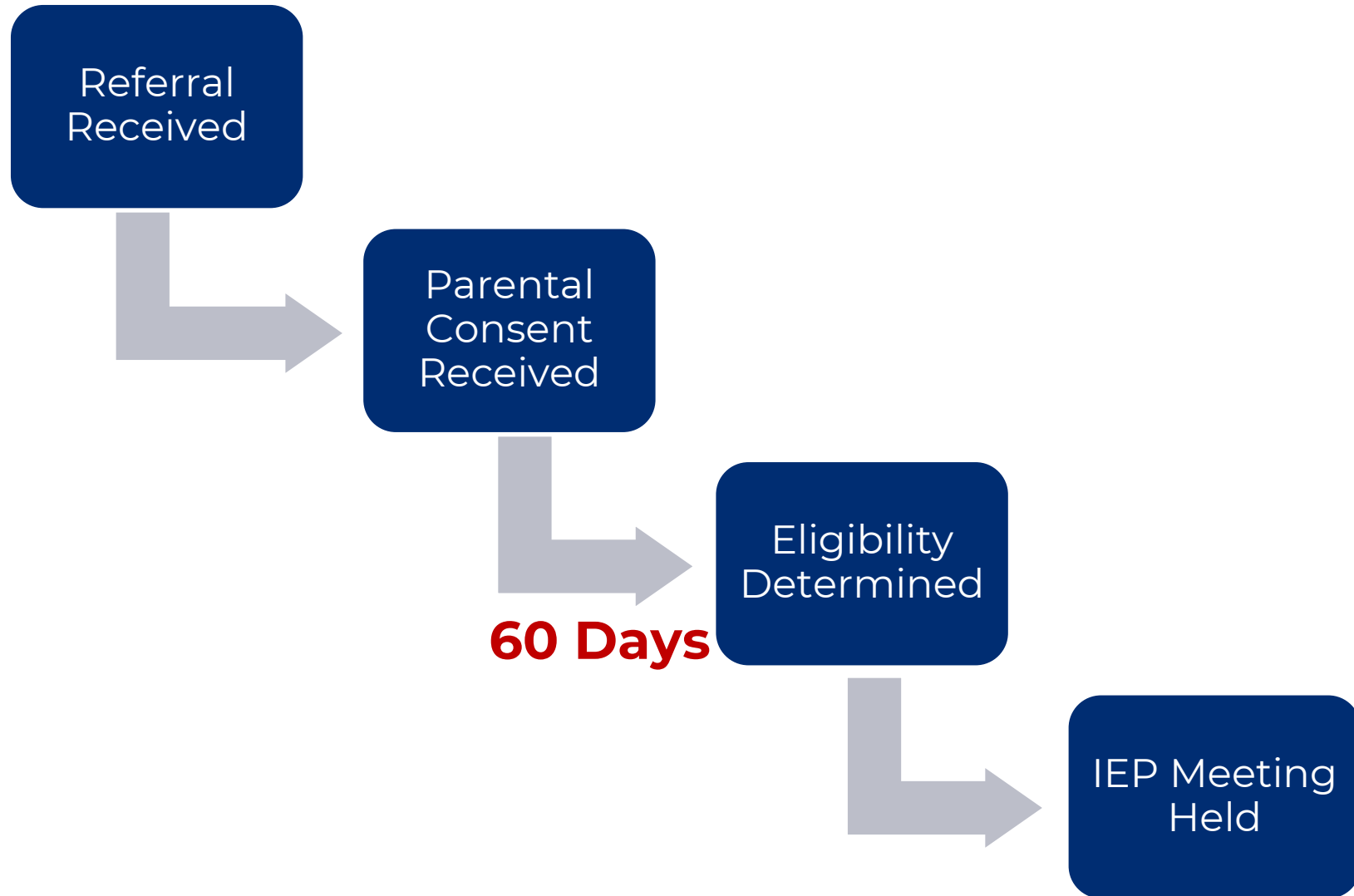
- Child Find measures the percent of students with parental consent to evaluate who were evaluated and for whom eligibility was determined within 60 days (or the State established timeline). 20 U.S.C. § 1416(a)(3)(B).

Data Source

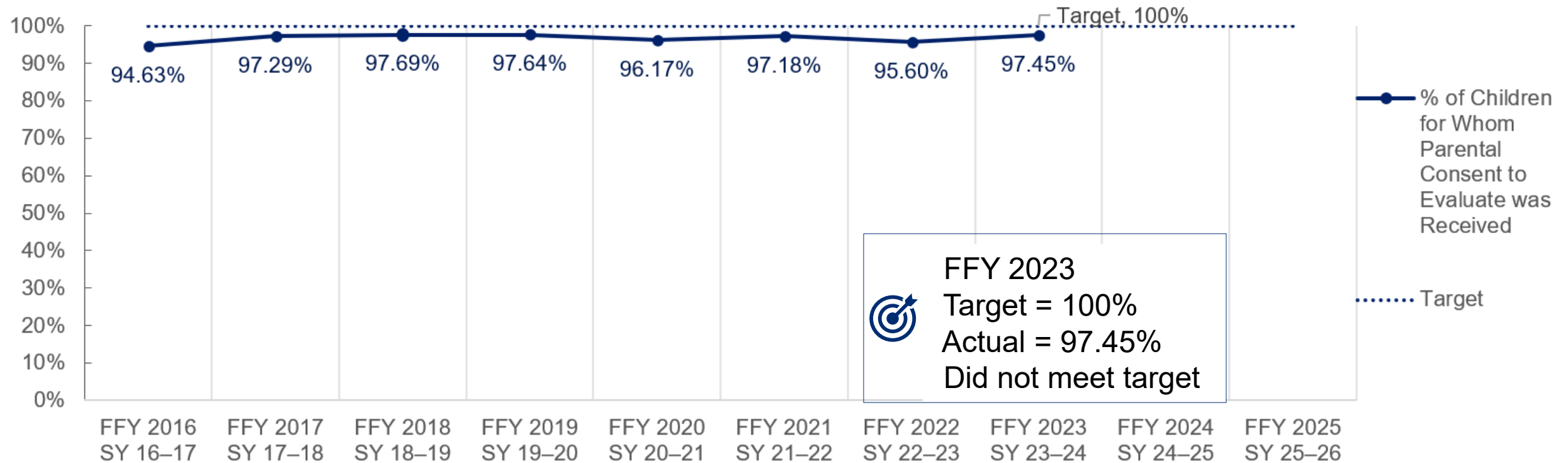
- Data is collected from Arizona's Monitoring system and is based upon a file review of a sample of files from PEAs in year 4 of their monitoring cycle.



Indicator 11: Process



Indicator 11 Data: Percent of Children Evaluated Within 60 Days of Parental Consent

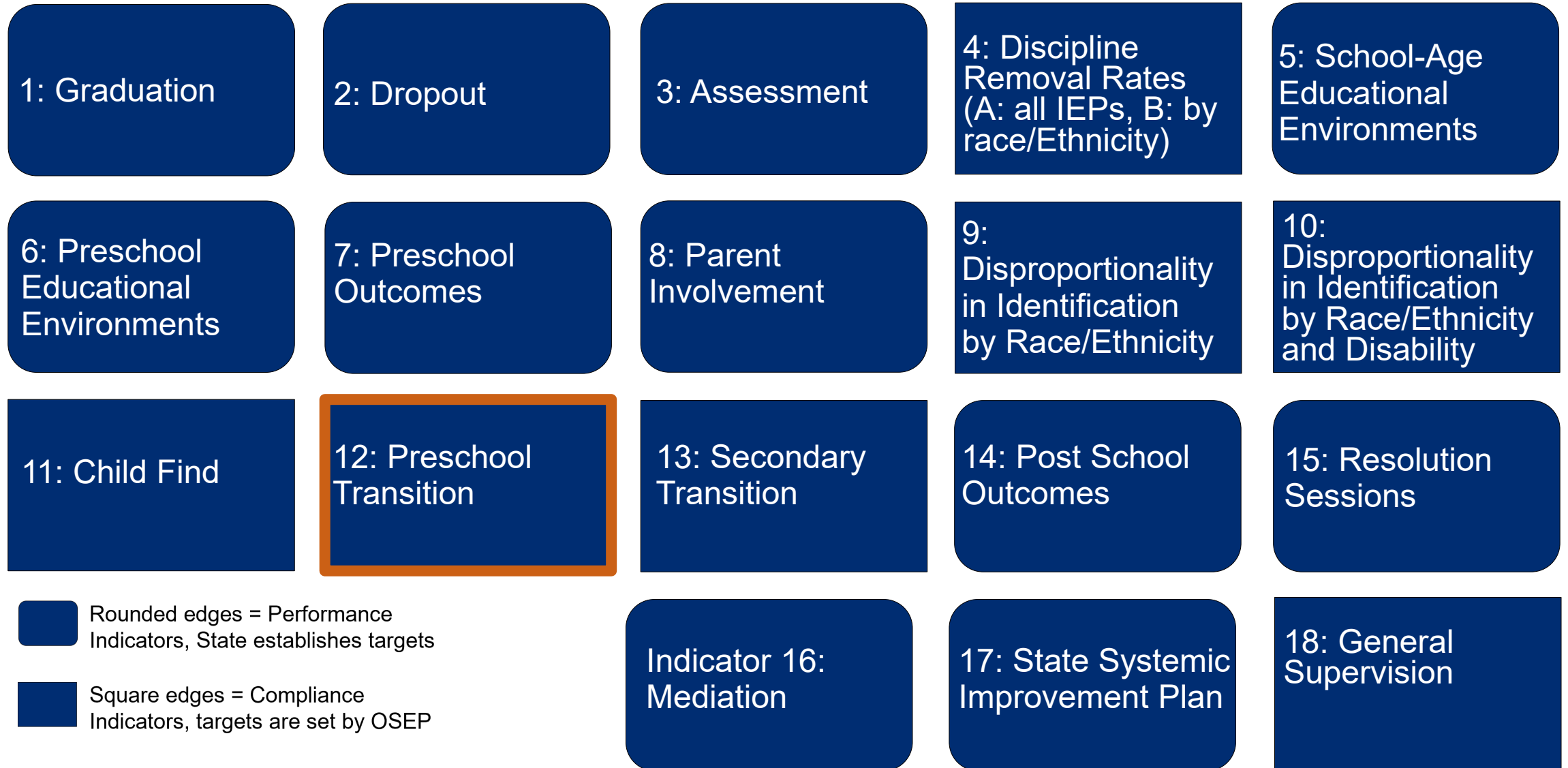


FFY	2016	2017	2018	2019	2020	2021	2022	2023
Data	94.63%	97.29%	97.69%	97.64%	96.17%	97.18%	95.60%	97.45%

State Performance Plan Indicators

Summarized Descriptions of
IDEA Part B Indicators

Indicator 12: Preschool Transition



Indicator 12: Early Childhood Transition Introduction

- Percent of students referred by Part C prior to age 3 who are found eligible for Part B and who have an IEP developed and implemented by their third birthdays.
- This is a compliance indicator, so targets must always be 100%.



Indicator 12: Data Source

ESS collects this information in the ESS Annual Data Collection application under the preschool transition section.

- Currently required to be completed by all elementary and unified school districts.
- There are currently no charters providing public special education preschool programs, which means there are no charters required to provide this data.

Indicator 12: Process



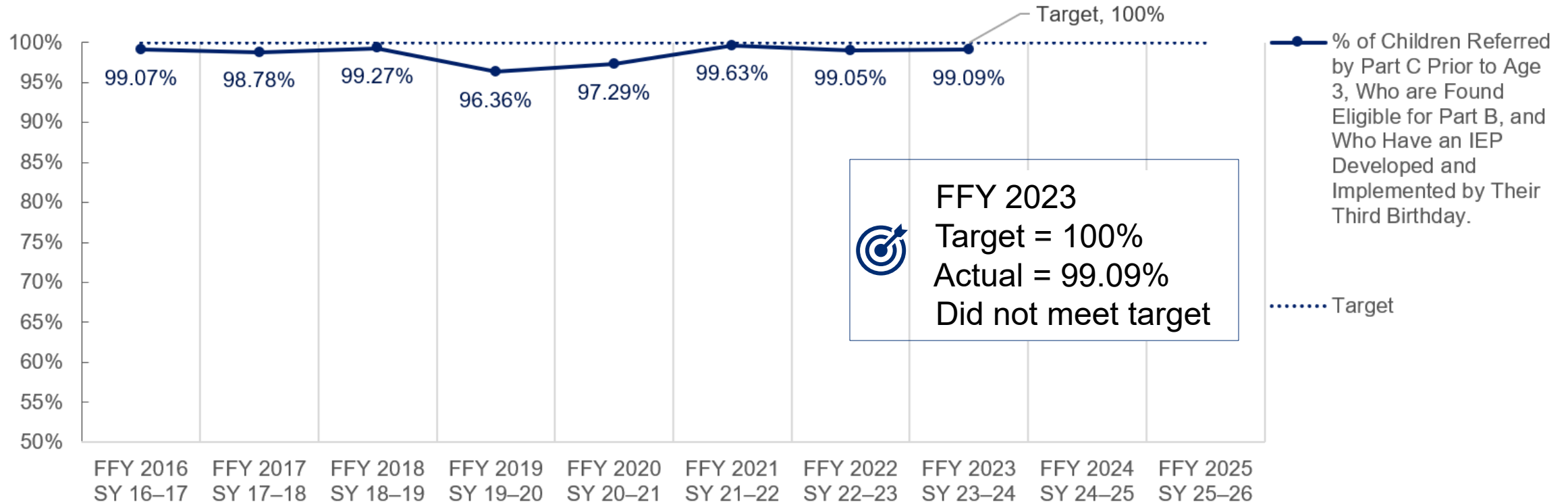
Indicator 12: Measurement

- a) Number of **students who have been served** in Part C and referred to Part B for Part B eligibility determination.
- b) Number of those **referred determined to be not eligible** and whose eligibility was determined prior to their third birthdays.
- c) Number of those found eligible who **have an IEP developed** and implemented by their third birthdays.
- d) Number of students for whom **parent refusal to provide consent caused delays** in evaluation or initial services or to whom exceptions under 34 CFR §300.301(d) applied.
- e) Number of students **determined to be eligible** for early intervention services under Part C **less than 90 days** before their third birthdays.

Formula

Percent = [(c) divided by (a - b - d - e)] times 100.

Indicator 12 Data: Referrals of Eligible Children from Part C to Part B with IEPs Implemented by Their Third Birthday

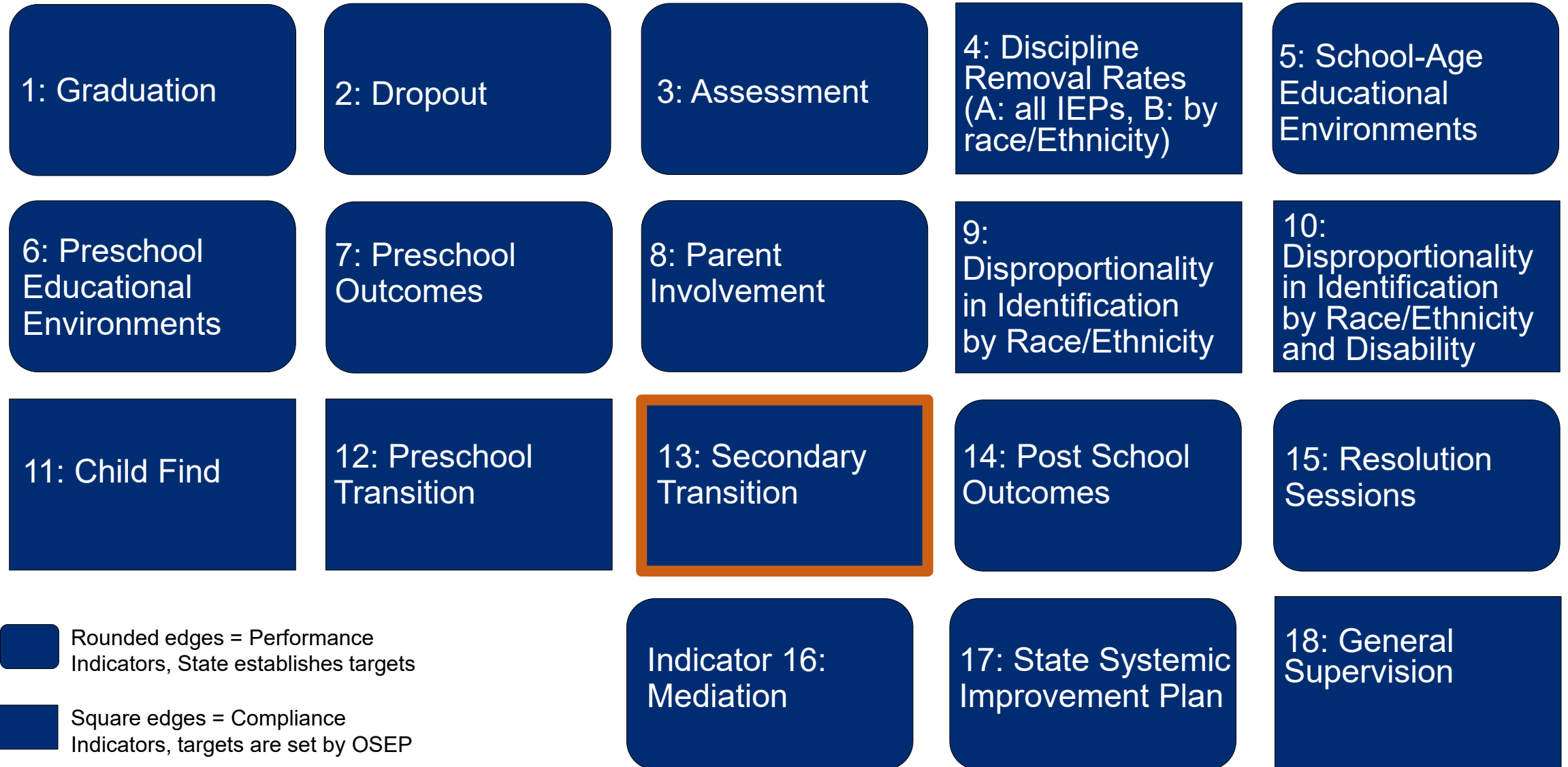


FFY	2016	2017	2018	2019	2020	2021	2022	2023
Data	99.07%	98.78%	99.27%	96.36%	97.29%	99.63%	99.05%	99.09%

State Performance Plan Indicators

Summarized Descriptions of
IDEA Part B Indicators

Indicator 13: Secondary Transition




Indicator 13: Secondary Transition Introduction

Description

- Percent of youths with IEPs aged 16 and above with an IEP that includes a compliant postsecondary transition plan. This plan includes the 8 components outlined in IDEA.

Data Source

- Data is collected from Arizona's monitoring system and is based upon a file review of a sample of files from PEAs in year 4 of their monitoring cycle.



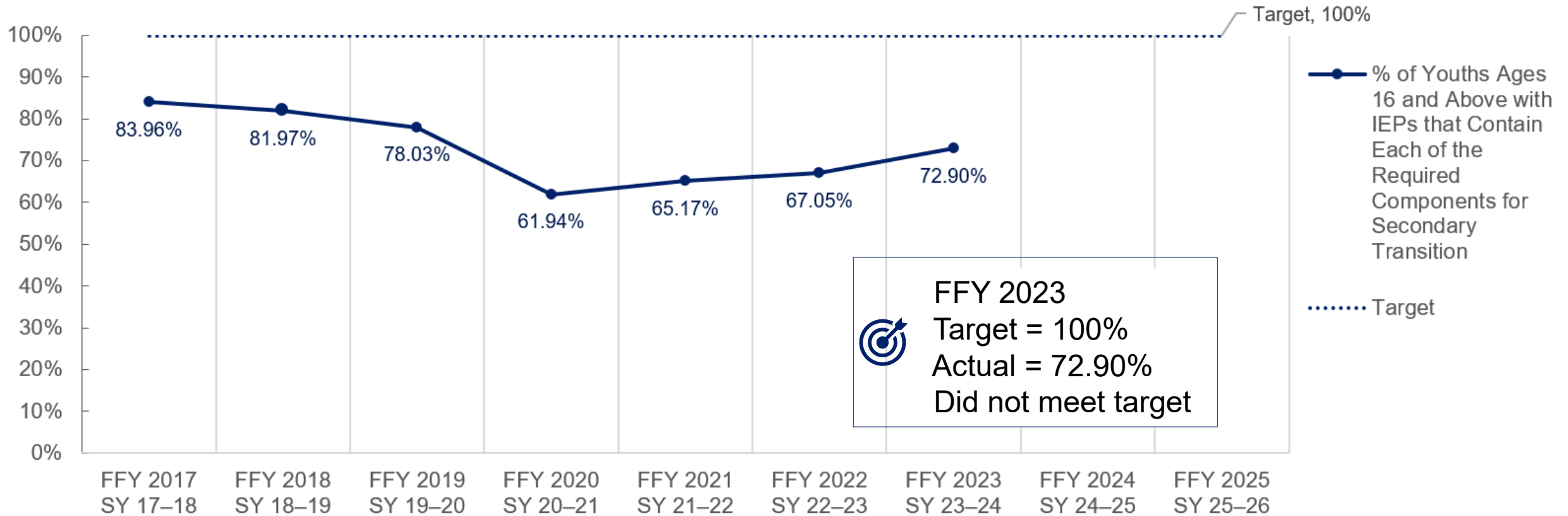
Indicator 13: Measurement


8 Components

1. Measurable postsecondary goals (MPGs)
2. MPGs are updated annually
3. MPGs are based on age-appropriate assessments
4. One or more transition services/activities that support MPGs
5. Course of study that supports MPGs
6. IEP goals that will reasonably enable the student to meet MPGs
7. Documentation that the student was invited to the meeting
8. Evidence that an agency representative has been invited to the meeting when parental consent obtained

In order to be considered “in compliance,” all 8 components must be compliant.

Indicator 13 Data: Percent of Youths of Ages 16+ that Meet All 8 Components




FFY 2023
 Target = 100%
 Actual = 72.90%
 Did not meet target

FFY	2017	2018	2019	2020	2021	2022	2023
Data	83.96%	81.97%	78.03%	61.94%	65.17%	67.50%	72.90%



Contact Us

Team web page: <https://www.azed.gov/specialeducation/sppapr>

Team email: ESSOperations@azed.gov

Heather Dunphy: SPP/APR Coordinator

Chris Brown: Assistant State Director of Special Education