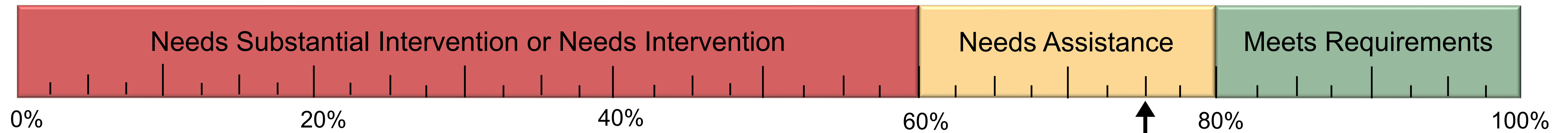


Arizona 2024 Part B State Determination: Results-Driven Accountability (RDA)



The RDA % is an average of the results and compliance percentages

RDA Percentage = 75%
Determination = Needs Assistance

Determination = state implementation of the IDEA Part B for FFY 2022 (SY 2022—2023)

Results
70% (14/20 points)

Educational results and functional outcomes for students with disabilities (SWD)

- Math and reading 4th & 8th grade SWD scoring at basic/above on NAEP in reading & math (SY 2023—2024)
- Math and reading participation in 4th & 8th grade SWD on state test
- Dropout rate for SWD (SY 2021—2022)
- Graduation rate for SWD who graduated with a regular high school diploma (SY 2021—2022)


Compliance
80% (16/20 points)


Compliance requirements of the Individuals with Disabilities Education Act (IDEA)

- Disproportionate representation of racial & ethnic groups due to inappropriate identification
- Significant discrepancy, by race & ethnicity, in suspension/expulsion
- Timely state complaint & due process hearing decisions
- Secondary transition planning
- Timely & accurate data reporting
- Timely initial evaluation
- IEP In-by-3

Arizona 2024 Part B State Determination: Comparing FY23 and FY24

Overall increase from 69% in FY23 to 75% in FY24

Results 		
	FY23	FY24
Overall Results	67%	70%
Reading Participation AASA 4 th	91%	96%
Reading Participation AASA 8 th	88%	96%
Math Participation AASA 4 th	92%	98%
Math Participation AASA 8 th	88%	97%
Reading Performance NAEP 4 th	25%	25%
Reading Performance NAEP 8 th	25%	25%
Math Performance NAEP 4 th	38%	38%
Math Performance NAEP 8 th	18%	18%
Dropout Rate	27%	26%
Graduation Rate	72%	74%

Compliance 		
	FY23	FY24
Overall Compliance	72%	80%
Disproportionate Representation	0%	0%
Significant Discrepancy	NA	NA
Timely State Complaints	100%	100%
Secondary Transition	65%	67%
Timely Evaluation (Child Find)	97%	96%
Timely and Accurate Reporting	96%	96%
IEP In-by-3	99%	99%

 =improvement over prior year