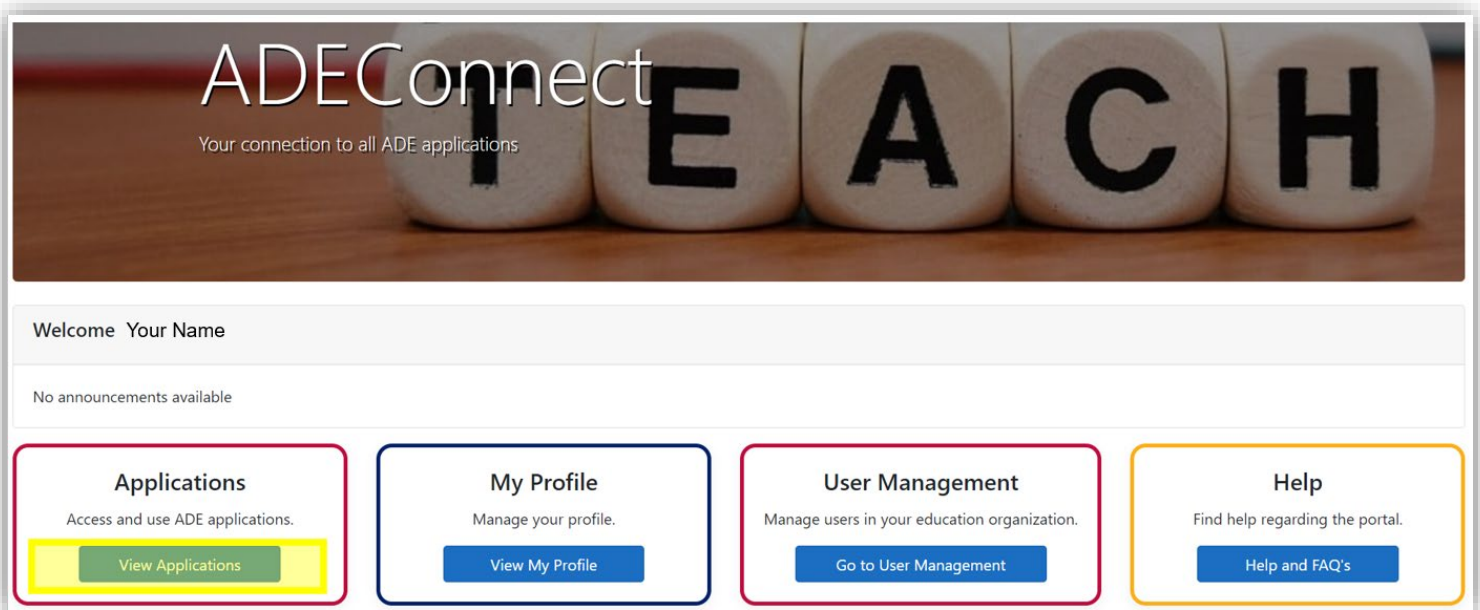


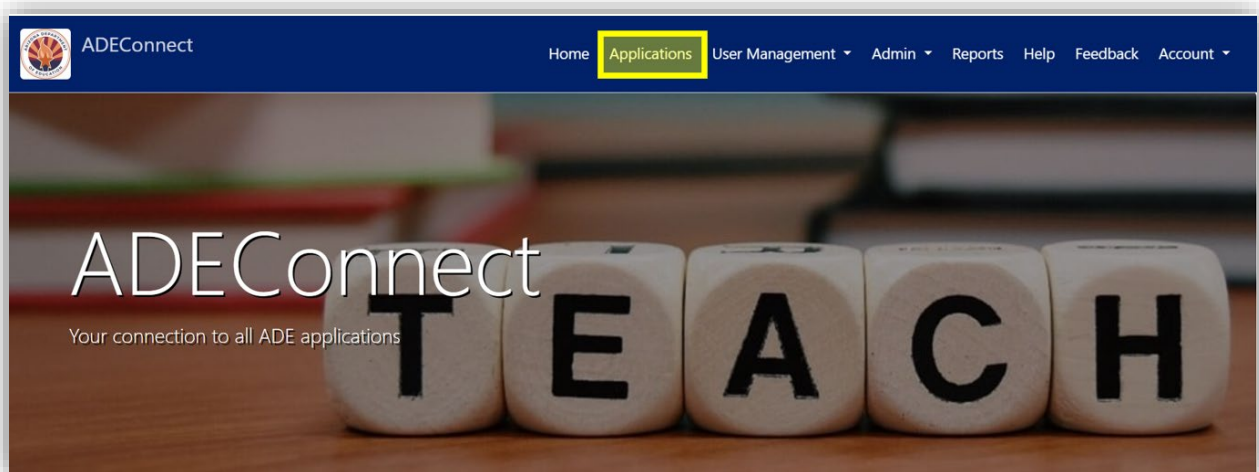
# ADEConnect Quick Guide: How to Access Applications

There are two ways to access your ADEConnect applications.

1- By clicking View Applications under the Applications box



2- By clicking Applications in the top menu bar.



- ❖ All applications that you have access to are grouped within the Education Organizations you have been assigned to.

The screenshot shows the ADEConnect interface. At the top, there is a navigation bar with the ADEConnect logo and menu items: Home, Applications, User Management, Admin, Reports, Help, and Feedback. Below the navigation bar is a large heading "Applications".

The main content area displays a list of education organizations, each with a yellow highlight bar and a minus sign icon [-]. The organizations listed are:

- Cochise Elementary District (4177)
- Chandler Unified District #80 (4242)
- Deer Valley Unified District (4246)

Under each organization, there are application links with star and share icons:

- Under Cochise Elementary District: SEIBudget, Certification Portal, and EMAC.
- Under Chandler Unified District #80: Certification Portal.
- Under Deer Valley Unified District: Certification Portal.

On the right side, there is a "Navigation" sidebar with a search box labeled "Search for entity". Below the search box, a list of entities is displayed:

- Alhambra Elementary District (4280)
- Anna Marie Jacobson Elementary School
- Chandler Unified District #80 (4242)
- Cochise Elementary District (4177)
- Deer Valley Unified District (4246)
- Dysart Unified District (4243)

- ❖ To go to an application's home page, click the application name.

This screenshot is a zoomed-in view of the ADEConnect Applications page. The navigation bar at the top shows "ADEConnect" and "Home Application". The heading "Applications" is centered at the top of the main content area.

The list of education organizations is shown, with the "EMAC" application link under the "Cochise Elementary District (4177)" group highlighted in yellow. A yellow hand cursor is pointing to the "EMAC" link, indicating that clicking it will take the user to the application's home page.

- ❖ To open the application and a new window or tab, click the new window icon.



- ❖ If there are several Education Organizations assigned to you, use the quick navigation pane to enter and search for the organization's name.

## Applications

Cochise Elementary District (4177)	[-]
SEIBudget	☆ ↗
Certification Portal	☆ ↗
EMAC	☆ ↗
Chandler Unified District #80 (4242)	[-]
Certification Portal	☆ ↗
Deer Valley Unified District (4246)	[-]
Certification Portal	☆ ↗

Navigation 🔍





- Alhambra Elementary District (4280)
- Anna Marie Jacobson Elementary School
- Chandler Unified District #80 (4242)
- Cochise Elementary District (4177)
- Deer Valley Unified District (4246)
- Dysart Unified District (4243)

- ❖ If there's an application that you use often, click the star icon.

## Applications

Cochise Elementary District (4177)	[-]
SEIBudget	☆ ↗
Certification Portal	☆ ↗
EMAC	☆ ↗

- This displays the application at the top of the list for that Education Organization

Applications	
Cochise Elementary District (4177)	[-]
EMAC	 
SEIBudget	 
Certification Portal	