



SPP/APR Indicator 17 – The State Systemic Improvement Plan (SSIP)



Special Education Advisory Panel: January 2024



SSIP Structure

Improving Outcomes for Students with Disabilities

Supporting Student Outcomes



Support Evidence-Based Practices in the Learning Community

Support Learning Community Systems

Support Positive Student Outcomes

Example: Scheduled time for looking at data to plan student goals and align instruction

Example: SpEd-GenEd collaboration

Example: Graduation

Targeting an Outcome Indicator

For the SSIP, each state targets a student outcome:

For example

1. Graduation Rate
2. Dropout Rate
3. Assessment
4. Suspension / Expulsion
5. Least Restrictive Environment

In Arizona, stakeholders targeted indicator:

3. Assessment
 - ELA Proficiency
 - Grade 3




Developing a System of Supports


Each state develops a system of supports for that indicator

Activities


- TA / PD
- Data Collection and Analysis
- Collaboration and Feedback



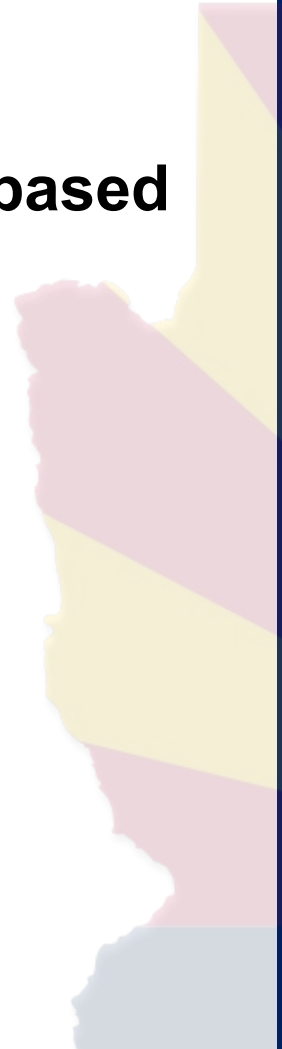
In Arizona, the system of supports target evidence-based practices in:



The
Learning
Community



The
Classroom



Activities Supporting Student Outcomes



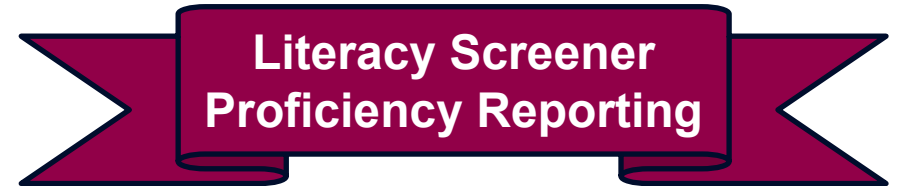
Learning Community
EBPs and Systems



Classroom EBPs
and Systems



SpEd-GenEd
Collaboration



Student Outcomes



SEA EBPs and Systems

*The SSIP Contract

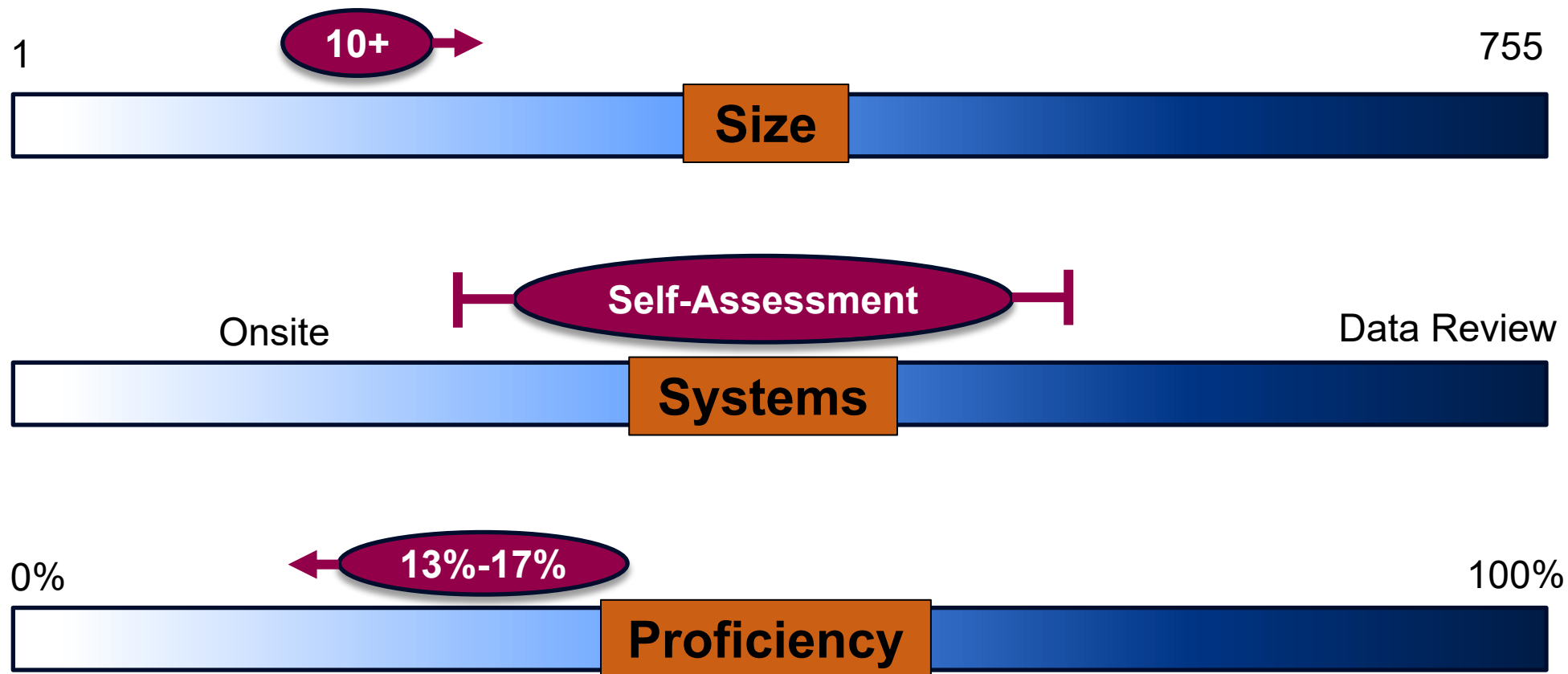


SSIP Participation

Learning Communities in the SSIP

Determining SSIP Participation

Grade 3 SpEd



Groups Participating in SSIP

Reporting Data
Group Last Year

Reporting Data
Group This Year

SSIP PEAs This
Year

FY22

FY23

FY24

FY18

FY19

FY20

FY21

Cohort 1*

Cohort 1*
Cohort 2

Cohort 1*
Cohort 2
Cohort 3

Cohort 2
Cohort 3
Cohort 4

Cohort 3
Cohort 4
Cohort 5

Cohort 4
Cohort 5
Cohort 6

Cohort 5
Cohort 6
Cohort 7*

SSIP PEAs: SY 2023-24

SSIP PEAs – Year 1

St. David USD	Eloy ESD
Littleton ESD	Whiteriver USD
Gadsden ESD	Fountain Hills USD
Eduprize Schools, LLC	Santa Cruz Valley USD
Acorn Montessori Charter School	Tucson Country Day School, Inc
Leading Edge Academy Maricopa	Legacy Traditional School - Phoenix
Legacy Traditional School - Goodyear	
East Mesa Charter ES, Inc	
Pathfinder Charter School Foundation	

SSIP PEAs – Year 2

Success School	Globe USD
Happy Valley East	Benson USD
Douglas USD	Bullhead City SD
Sunnyside USD	Safford USD
Camelback Education, Inc	Desert Heights Charter Schools
The Charter Foundation, Inc	Cottonwood-Oak Creek ESD
Arizona Community Development Corporation	
Maryvale Preparatory Academy	
Liberty Traditional Charter School	

SSIP PEAs – Year 3

Avondale ESD	Phoenix ESD
Chino Valley USD	Wilson ESD
Humboldt USD	Show Low USD
Kayenta USD	Somerton ESD
Saddle Mountain USD	
Legacy Traditional School - Glendale	
Harvest Power Community Development Group, Inc	



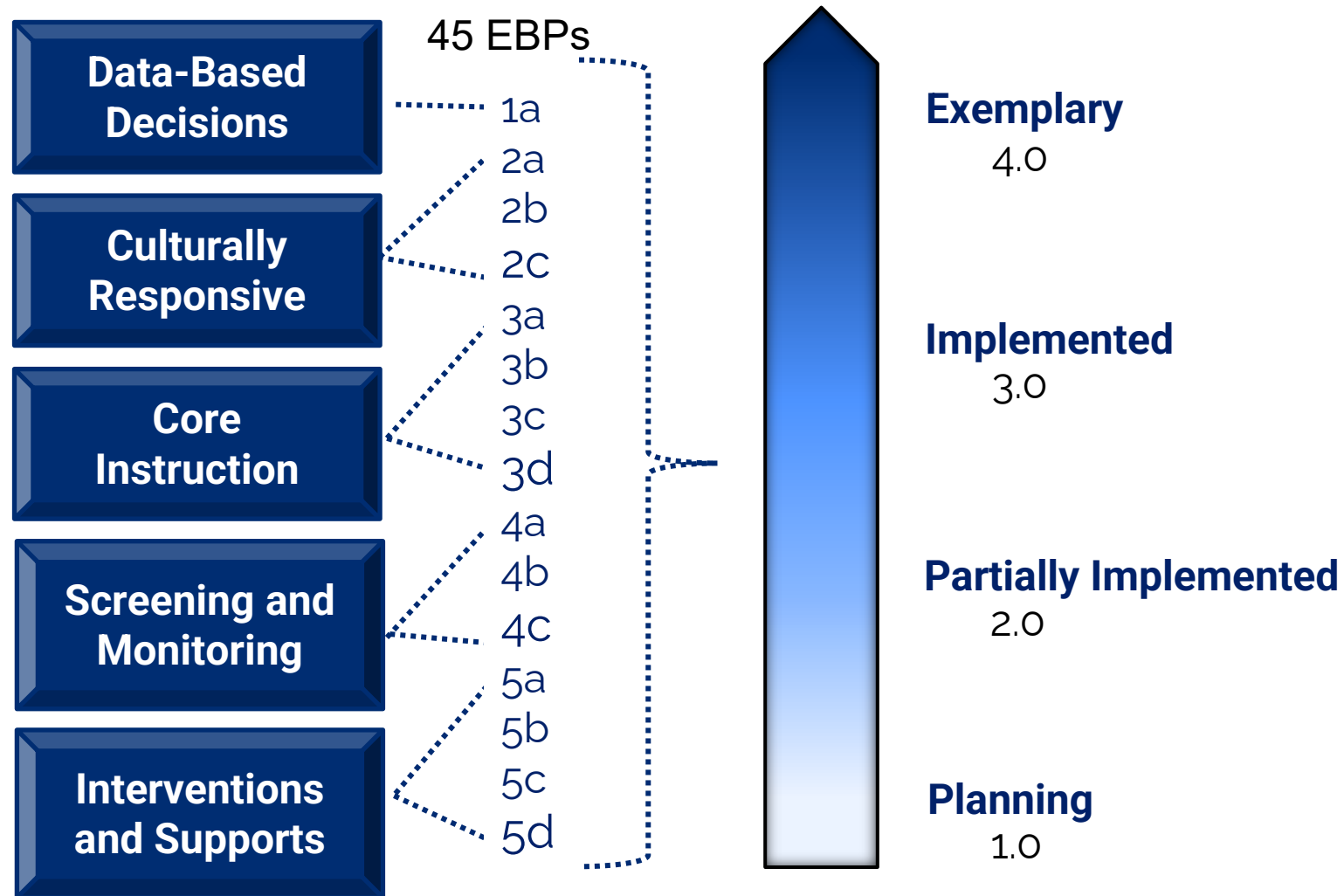


SSIP Activities and Outcomes

SSIP Cohorts 3-7


The Success Gaps Rubric

Supporting Learning Community Systems



The Action Plan

Supporting Learning Community Systems

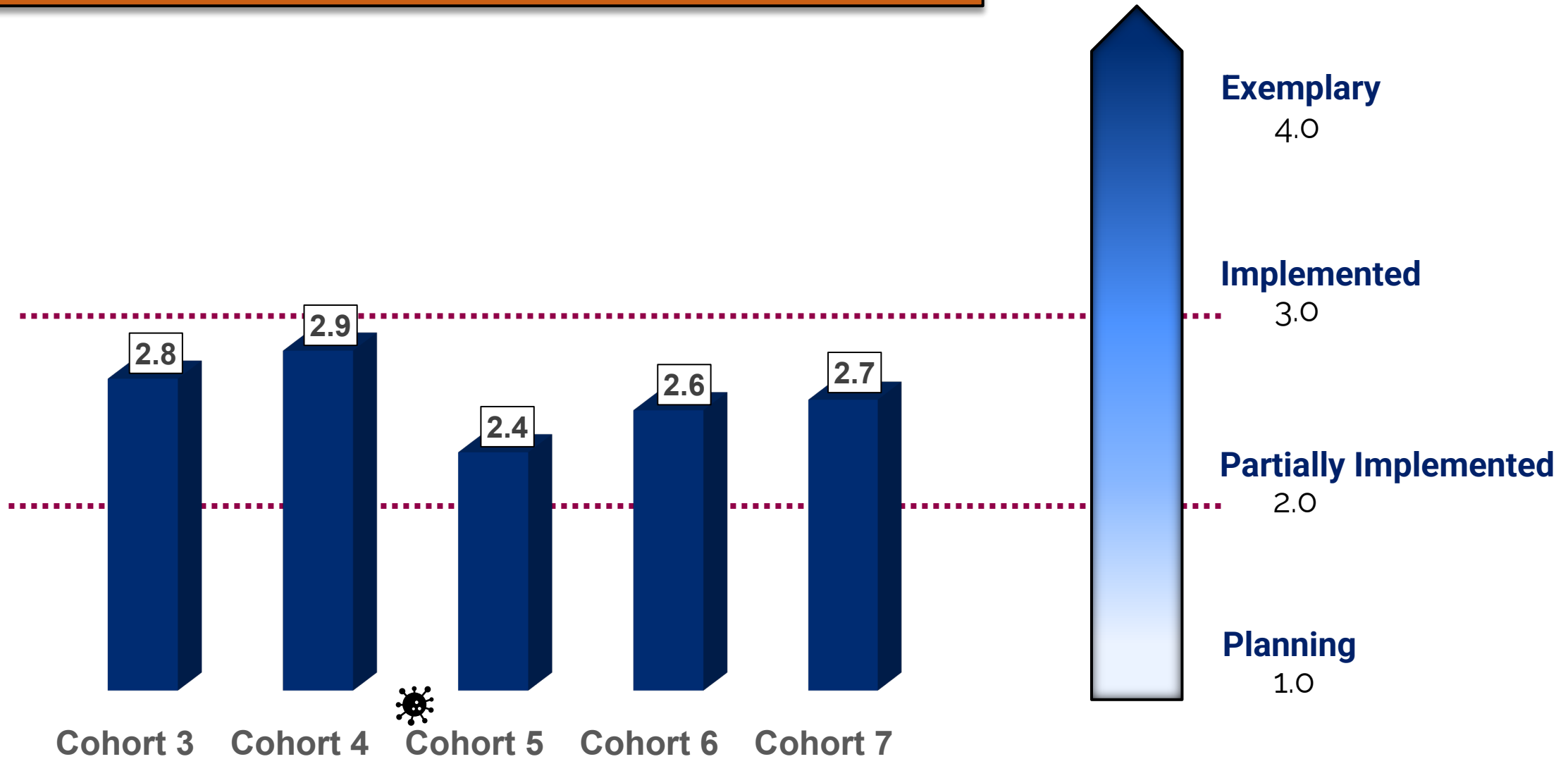



Learning
Community
Systems

The SSIP Team Documents:

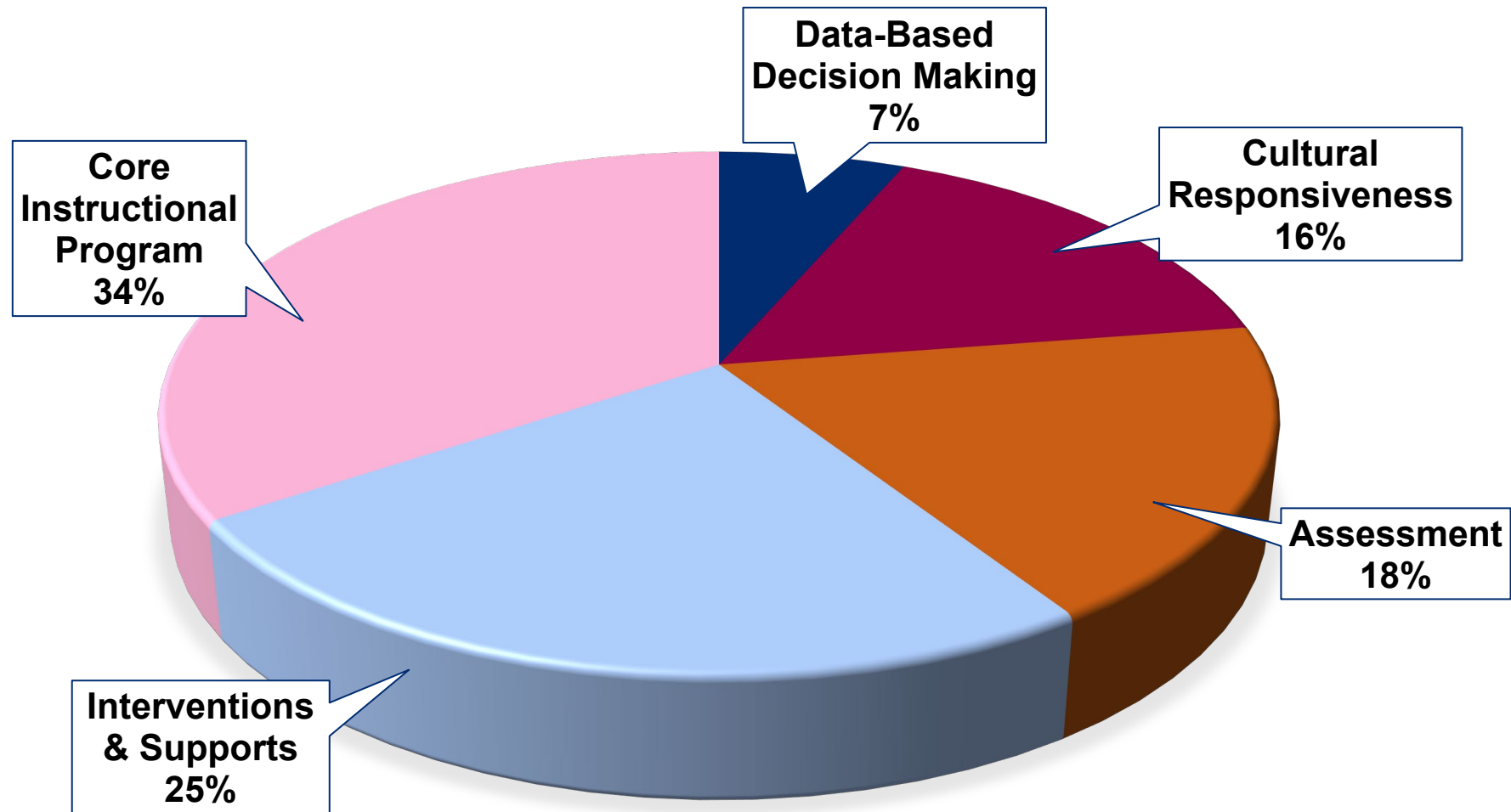
- Targeted System
- System Goal
- Action Steps
- Evidence-Based Practices
- Potential Barriers
- Progress Monitoring
- Resources

SGR & AP Systems to Begin SSIP Year-1




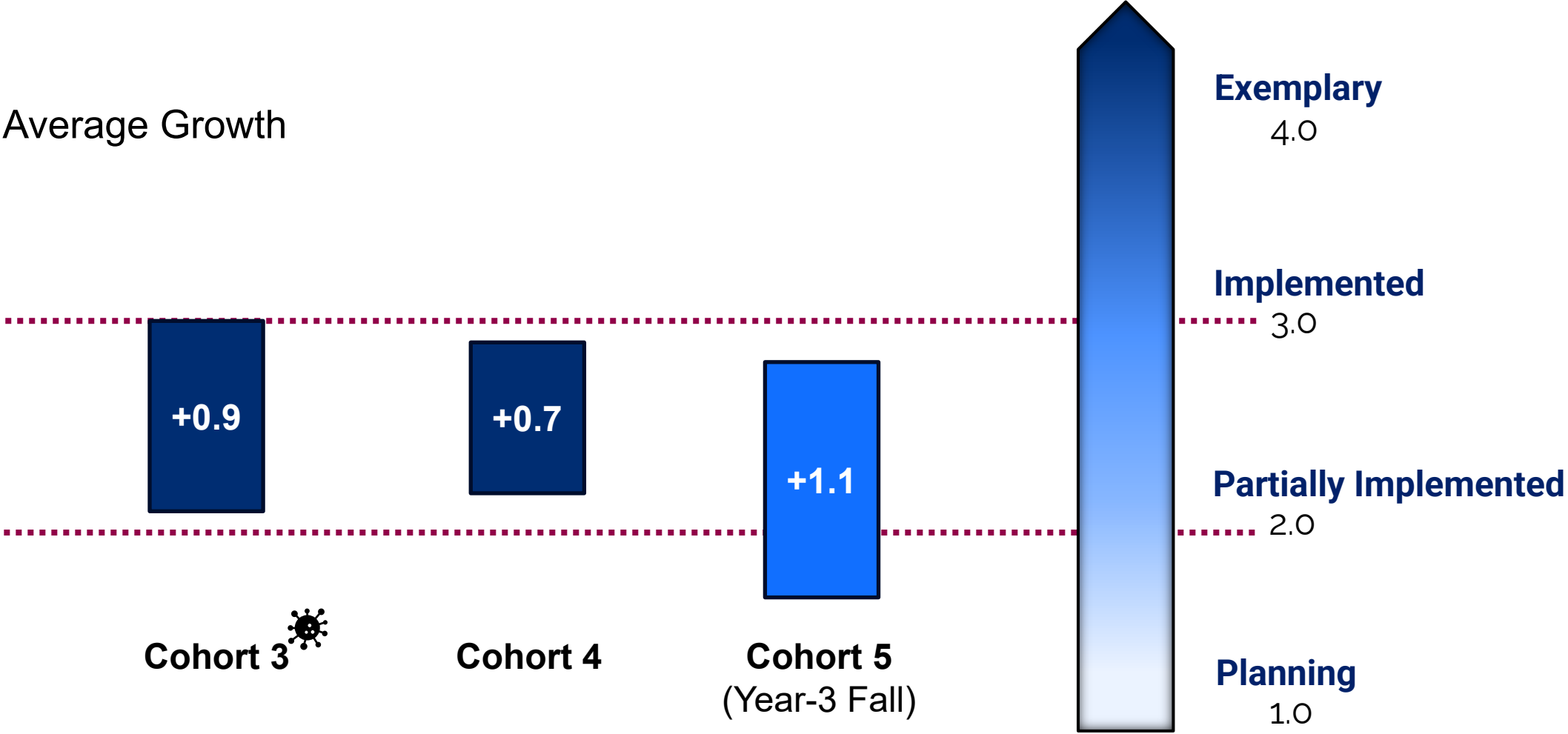
 Cohort 5 Year-1 in
SY 2021-2022

SGR & AP Initiatives to Begin SY 2023-24



Activity Outcomes: Systems Targeted by Initiatives During SSIP

 Cohort 3 Year-1 in
SY 2019-2020

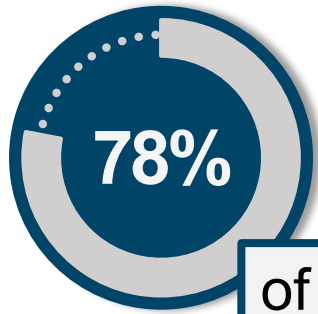


Cohort 3 

Cohort 4

Cohort 5
(Year-3 Fall)

Activity Outcomes: SSIP Survey Data



of teams reported experiencing outcomes that were characterized as mostly or highly effective.

SpEd-GenEd Collaboration

Systems Analysis

Instructional Practices

Data Awareness

Generally Impactful

New/Supportive Initiatives

Exceptional Student Services

The EBP Walkthrough Process: Supporting Classroom Systems



Classroom EBPs
and Systems

Inclusive
Learning
Environment

..... 7

Instructional
Practices

..... 7

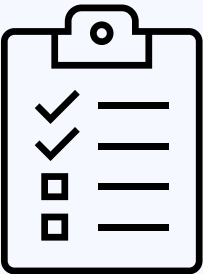
Student
Interactions

..... 7

Student
Engagement

..... 7

28 EBPs



104 EBP Indicators

The EBP Walkthrough Process: Boosting Support



Classroom EBPs
and Systems

Activity Choices Beyond Data Submission:

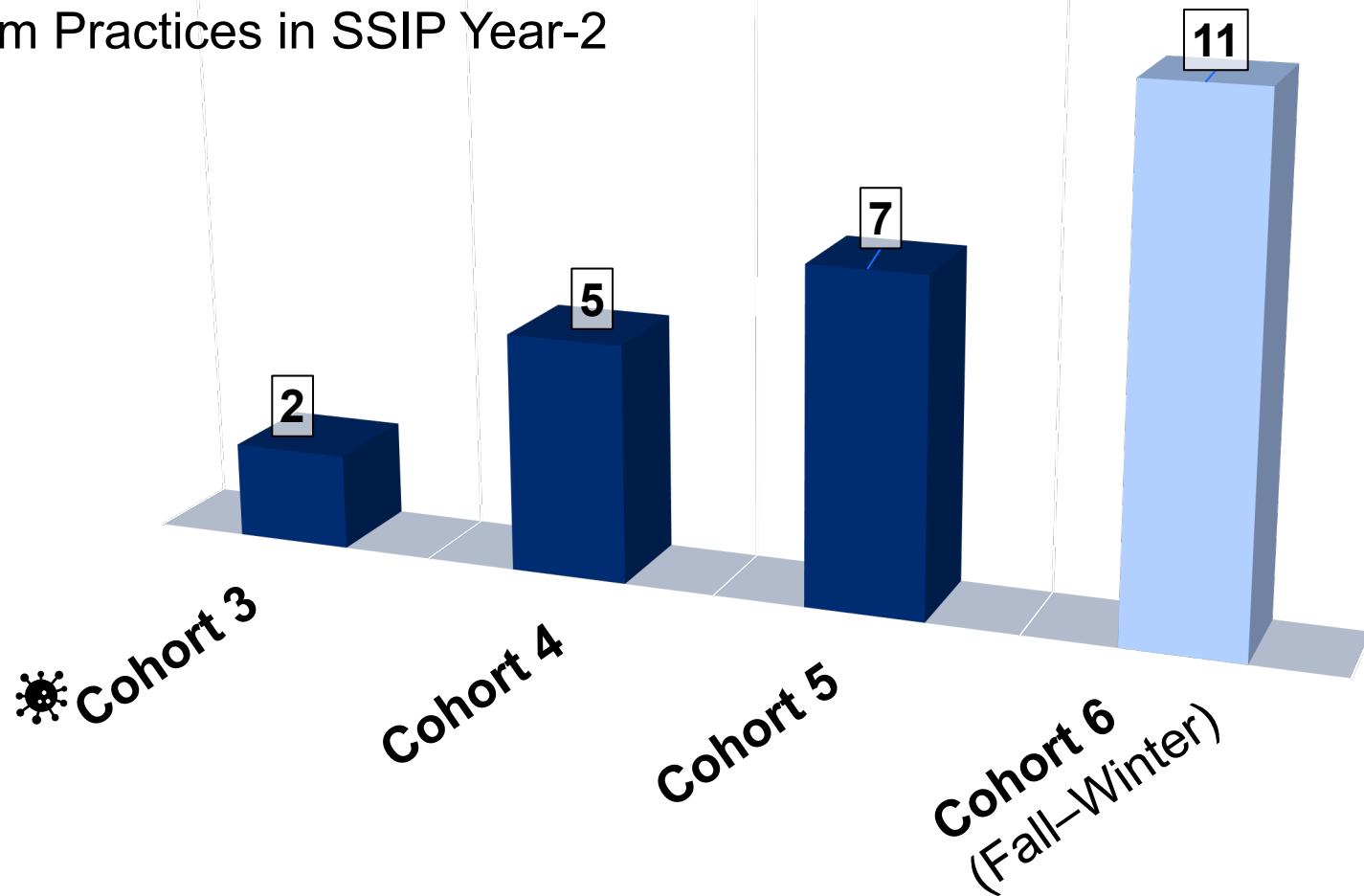
- Provide Coaching
- Align Professional Development
- Structure Peer Observations
- Create Professional Learning Communities
- Expand Rollout
- Track Student Outcomes

Activity Outcomes: EBP Walkthrough Data



Cohort 3 Year-2 in
SY 2020-2021

Additional Evidence-Based
Classroom Practices in SSIP Year-2



Teachers monitoring and
differentiating the learning
process for students

Students collaborating
with one another and
expressing their learning
in a variety of ways

Activity Outcomes: EBP Survey Data—Support



Every SSIP Team that participated in the activity, characterized the process as either “Mostly Supportive” or “Highly Supportive”



**Overwhelmingly positive process
that teachers really appreciate**

**Helping to provide a more
inclusive learning environment**

**Teachers are loving the specific
and actionable feedback**

Activity Outcomes: EBP Survey Data—Boosting Support

Did you choose to implement any activity practices beyond data collection?



- Target specific practices during observation
- Provide Coaching and PD
- Include additional classrooms and grade levels

7 of 15

Activity Outcomes: Literacy Screener Data

Cohort 5 At-Risk

Grade Level	Fall FY22	Fall FY24
Grade 1	62.9%	56.4%
Grade 2	69.9%	63.5%
Grade 3	70.3%	68.3%

-6.5%

-6.4%

-2.0%

Since SSIP Year-1, every Grade Level in Cohort 5 is Reporting:

Fewer students At-Risk for Literacy Proficiency

Cohort 5 Benchmark

Grade Level	Fall FY22	Fall FY24
Grade 1	21.1%	26.1%
Grade 2	11.9%	22.4%
Grade 3	13.1%	18.3%

+5.0%

+10.5%

+5.2%

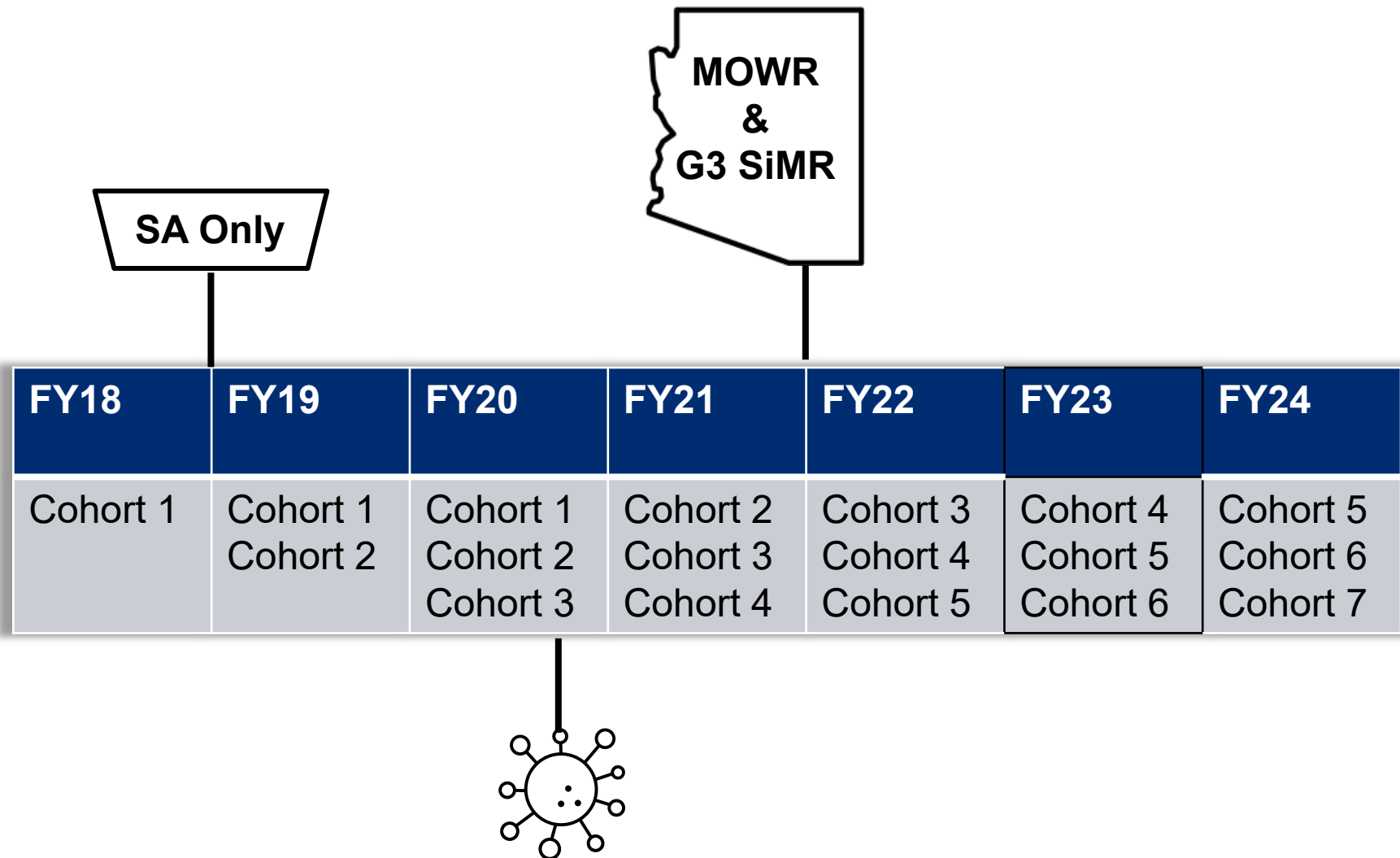
More students at Benchmark Literacy Proficiency



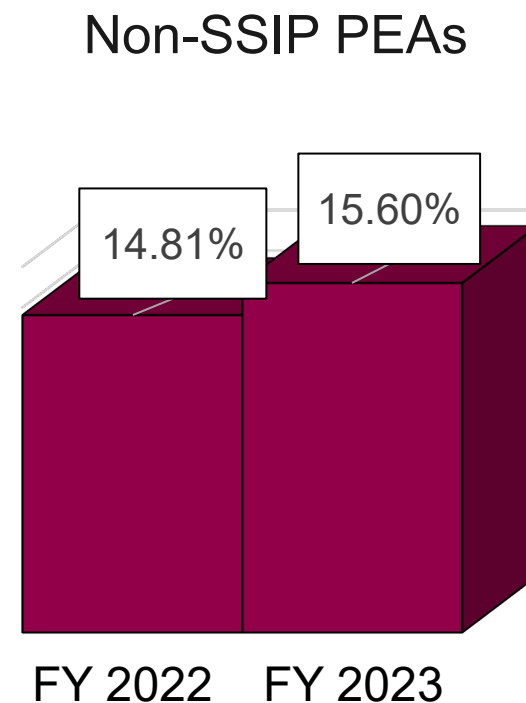
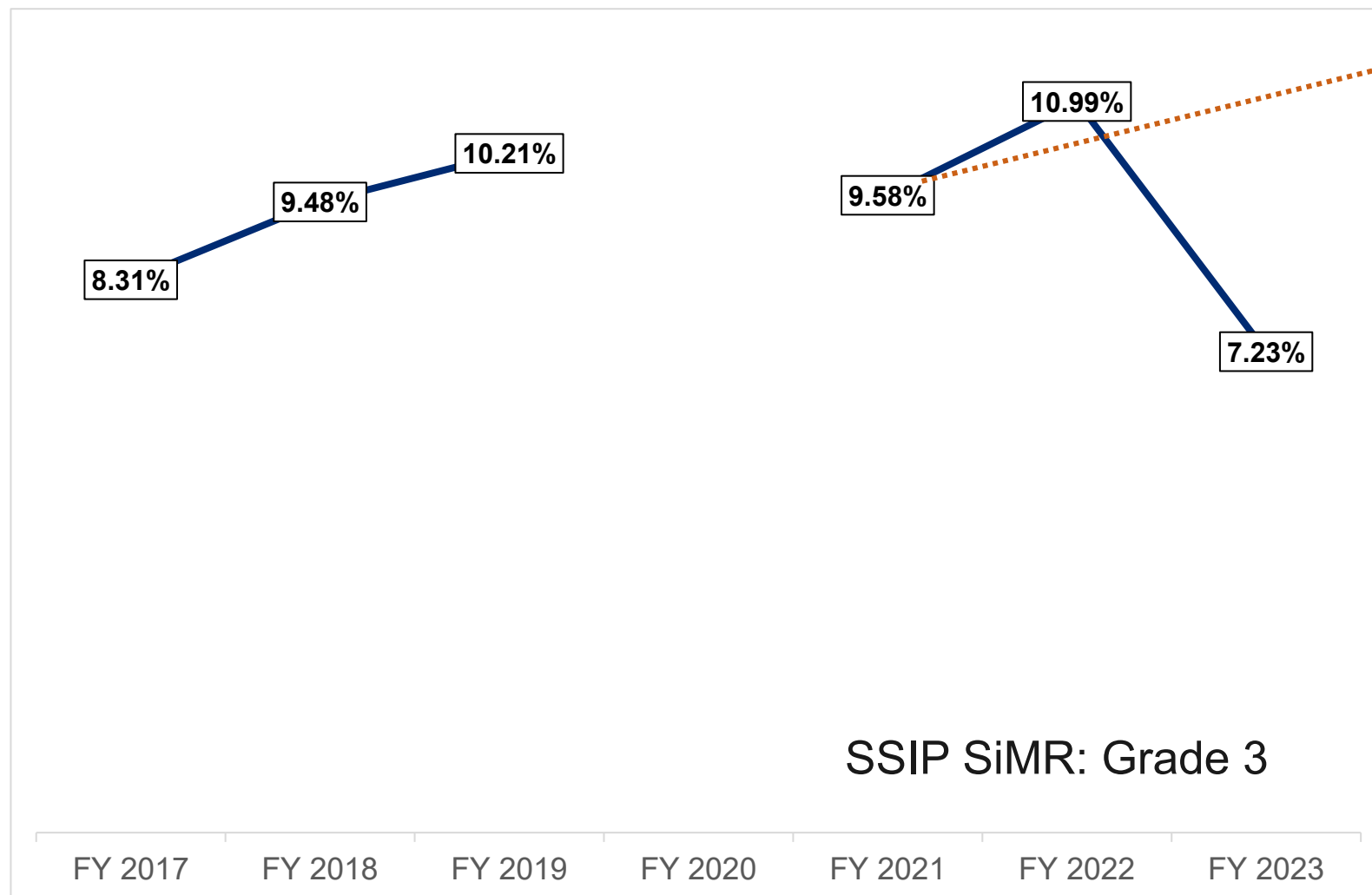
The SSIP SiMR

The State-Identified Measurable Result: Grade 3 AASA-ELA Proficiency

Some Factors During SSIP Participation

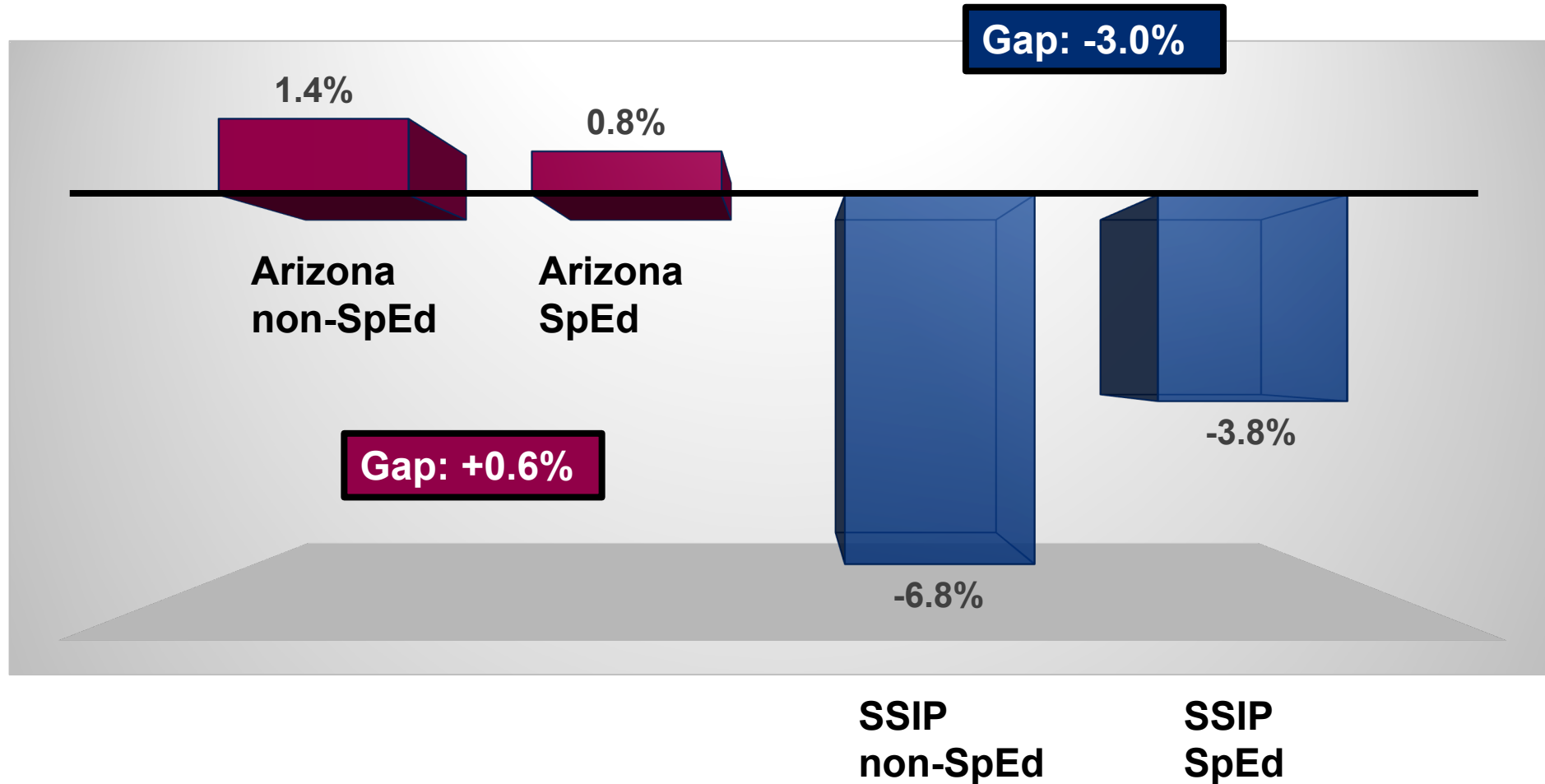


Grade 3 Student Outcomes on the AASA

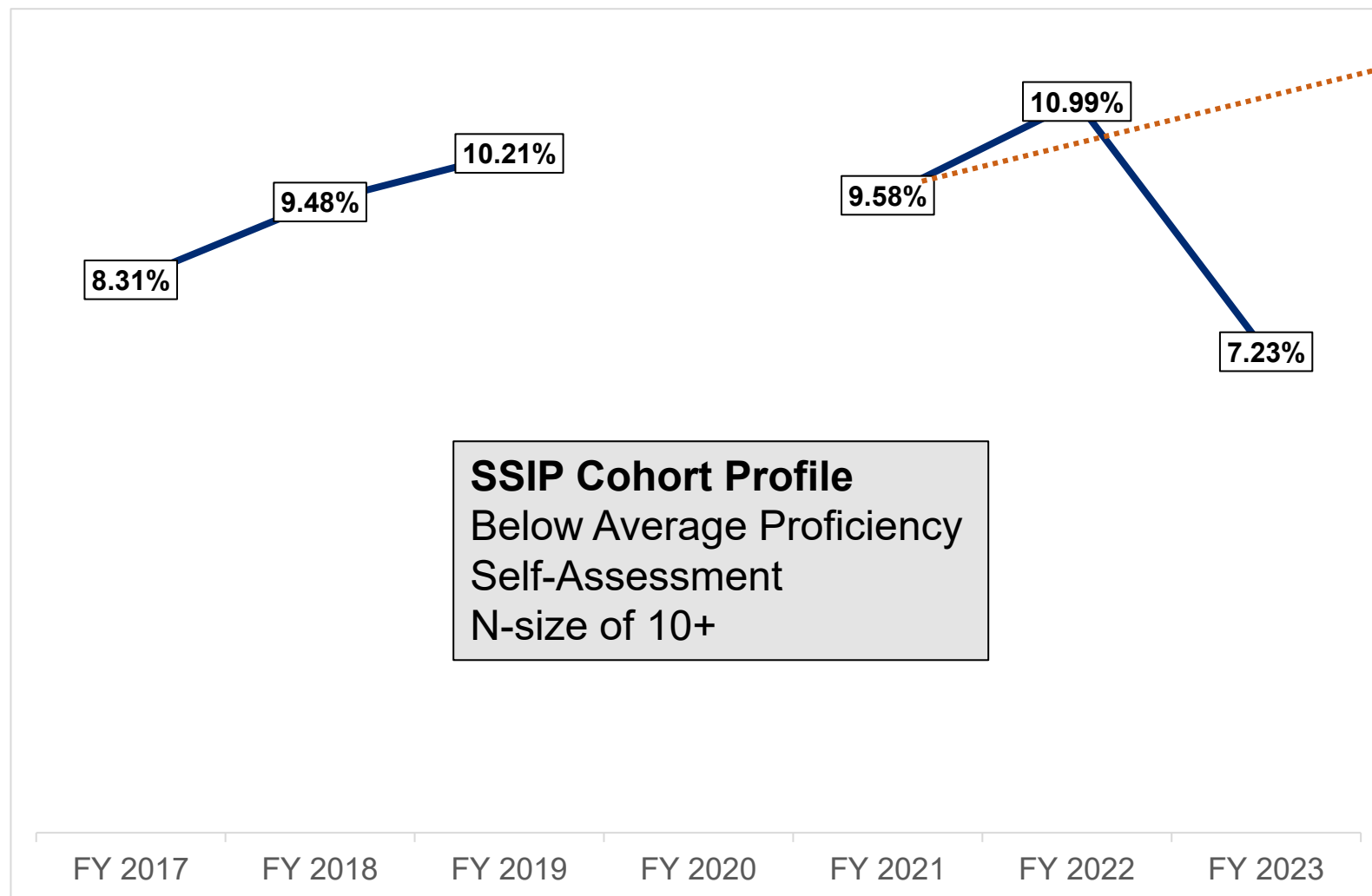


Grade 3 Gaps on the AASA

FY 2022–2023 proficiency changes and the resulting proficiency gaps between students in SpEd and their non-disabled peers.



Decreasing Proficiency Averages on the AASA



Average Literacy
Proficiency when Identified
for SSIP Participation

Cohort 1	6.7%
Cohort 2	8.5%
Cohort 3	8.9%
Cohort 4	9.1%
Cohort 5	7.7%
Cohort 6	4.7%

Grade 3 Student Outcomes on Literacy Screeners

Grade 3 AASA
FY22–FY23: **-3.76%**

Literacy Screeners Data

Benchmark

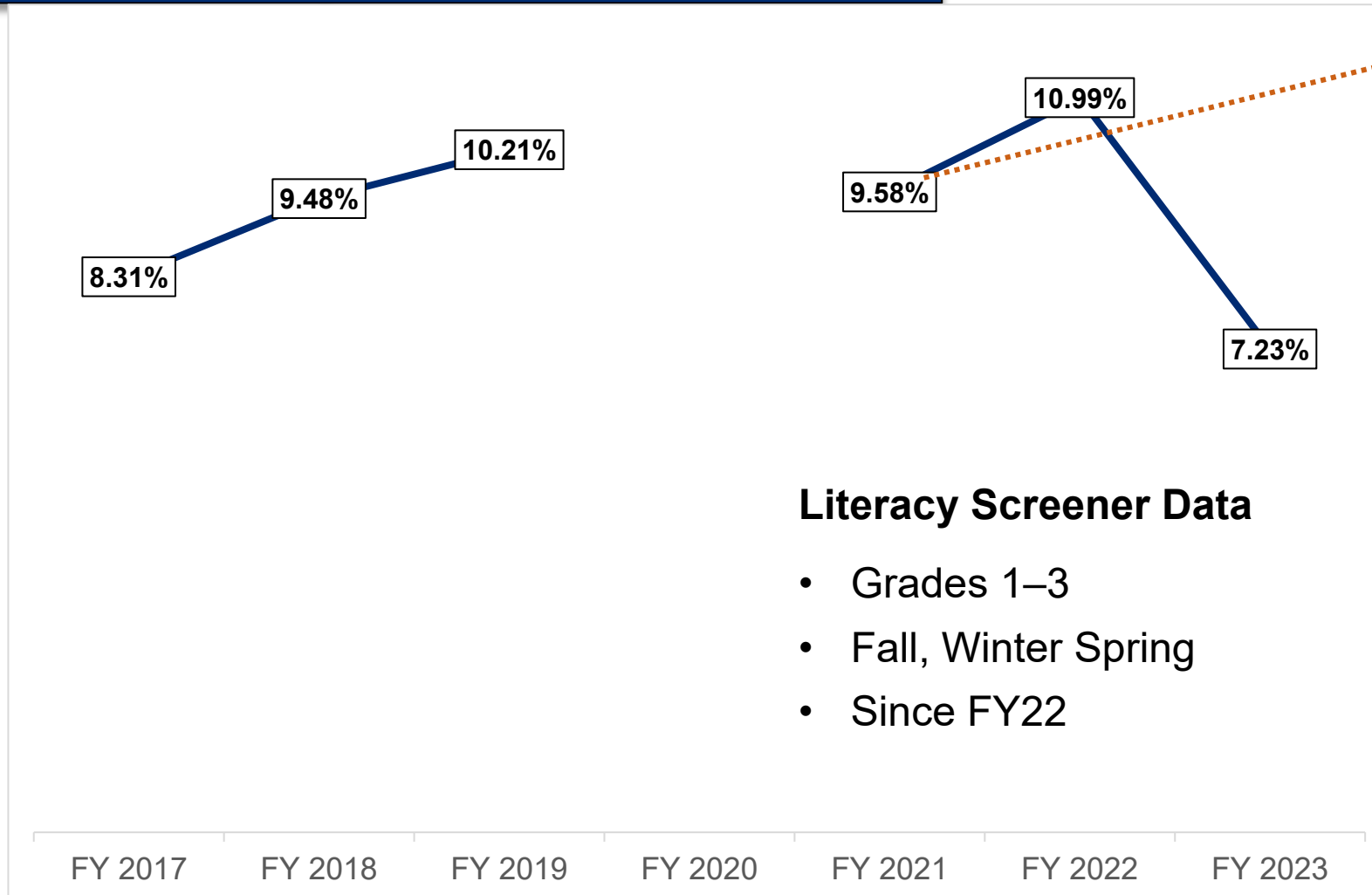
Grade 3	-1.7%
Grade 2	-0.64%
Grade 1	-2.75%

At-Risk

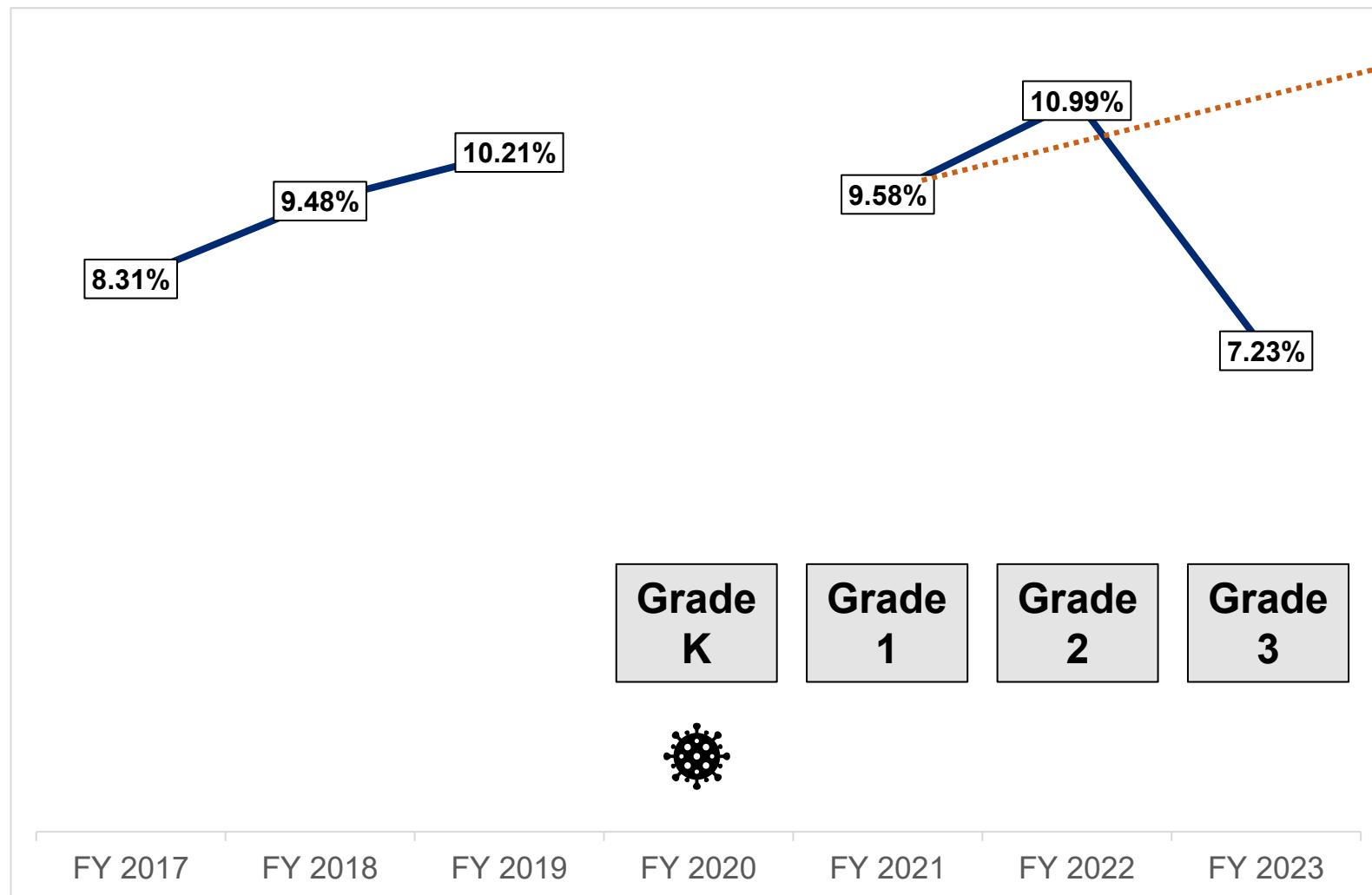
Grade 3	-0.9%
Grade 2	-0.64%
Grade 1	-1.64%

Literacy Screener Data

- Grades 1–3
- Fall, Winter Spring
- Since FY22



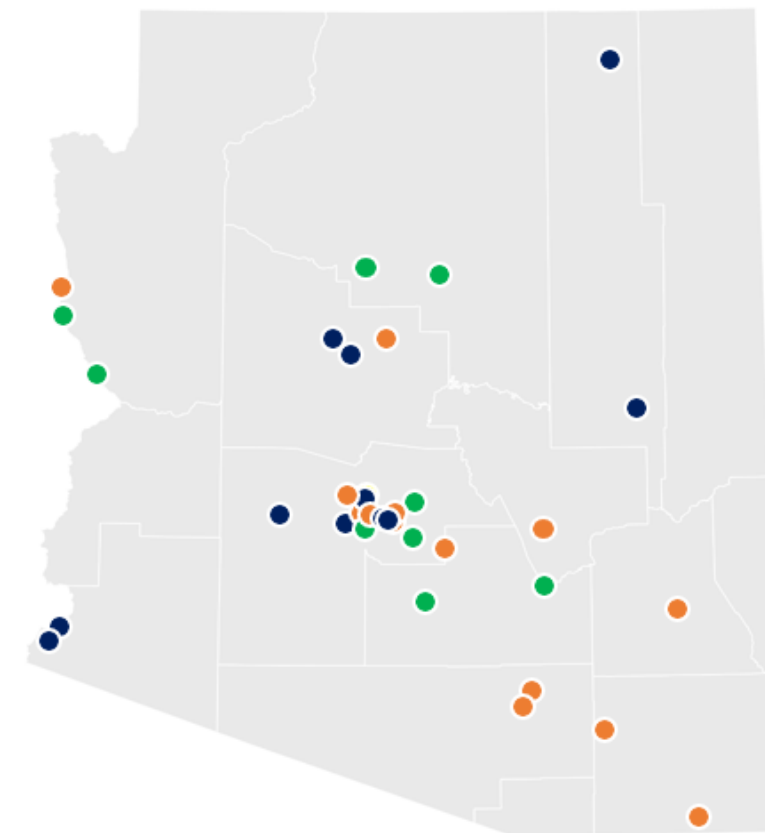
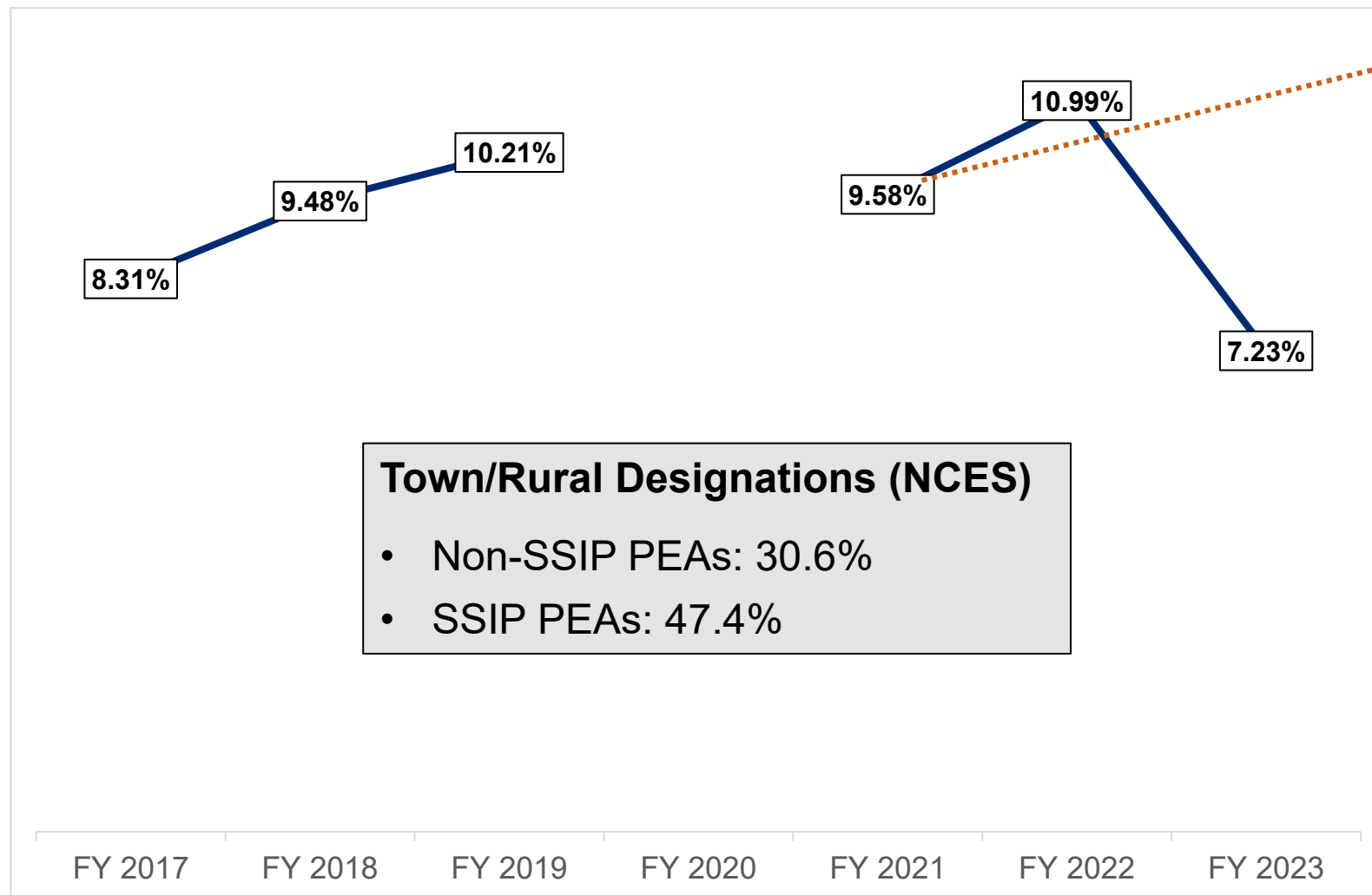
Student Grade Levels and COVID-19 in the SSIP Data



COVID-19

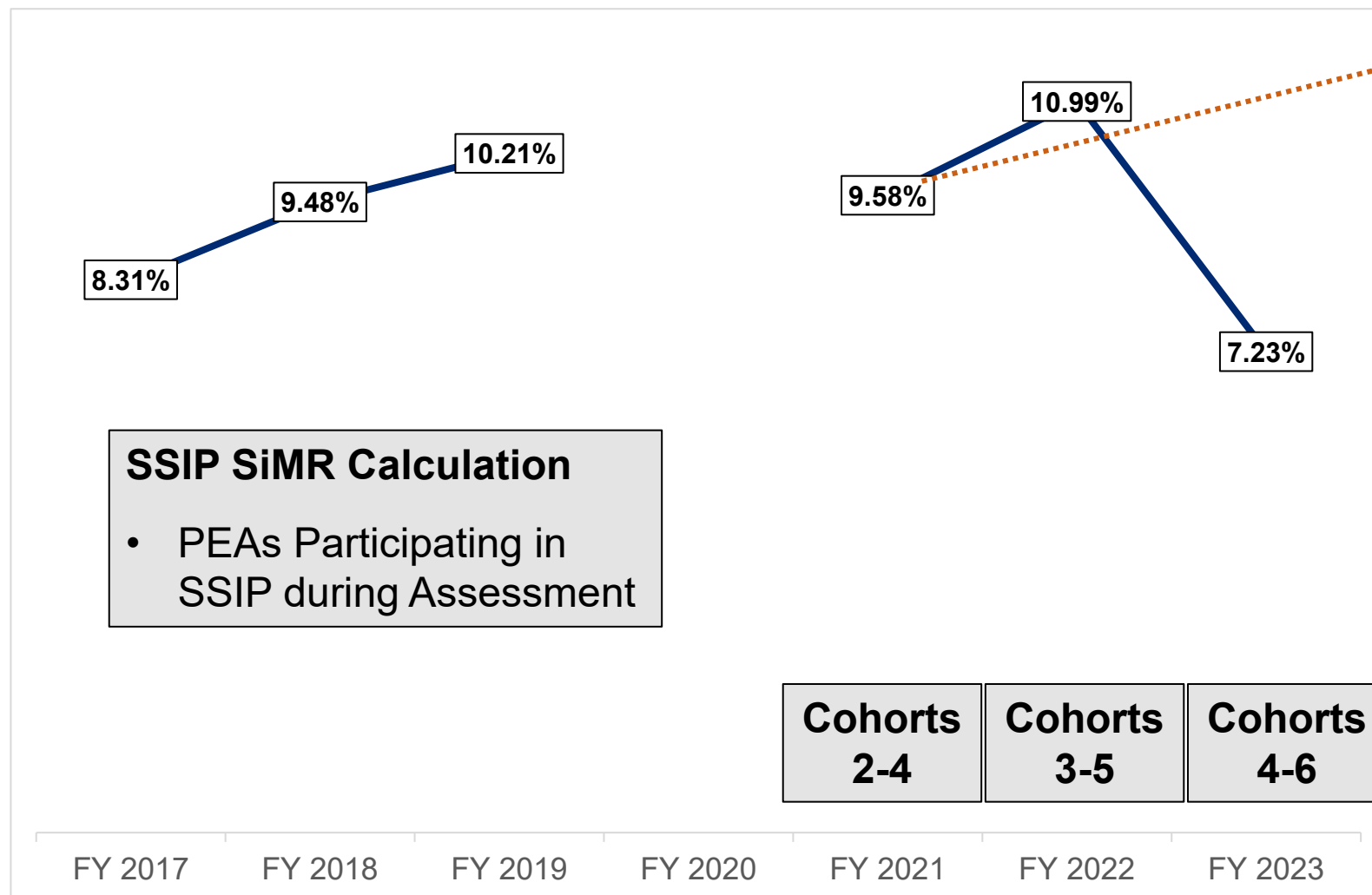
- Kindergarten for FY 2020 School Closures
- Grade 3 for FY 2023 Data

SSIP PEAs in Town/Rural Locales



- Cohort 4
- Cohort 5
- Cohort 6

SSIP Activities and System Development



SGR & AP (Years 1-3)

Average number of submissions for rise in systemic implementation: **2.5**

EBP Walkthroughs (Year 2)

Cohort 6 Walkthrough
Grade Levels

Grade 3: 40%
Grade 2: 27%
Grade 1: 23%
Kindergarten: 10%

SSIP SiMR and Calculation

SSIP SiMR for Students with Disabilities

Aligned with Move on When Reading

- AASA State Assessment - ELA
- Students with Disabilities in Grade 3

Current SSIP Calculation

All students in SSIP Cohorts during the most-recent AASA Assessment

SSIP Year-1 ● SSIP Year-2 ● SSIP Year-3

SEAP Stakeholder Feedback

Options for SiMR Calculation

1. Maintain the current calculation to include SSIP Year 1–3 Cohorts.
2. Adjust the calculation at the next reporting period to include SSIP Years 2–3 Cohorts.
3. Adjust the calculation at the next reporting period to include SSIP Years 2–3 Cohorts and the cohort one-year post-SSIP.

Thank You

Questions and Feedback

Shaun Stevenson
SSIP Coordinator

Phone Number: 602-542-7072

Email Address: shaun.stevenson@azed.gov

SSIP Webpage: <https://www.azed.gov/specialeducation/ssip>