



ARIZONA DEPARTMENT OF  
**EDUCATION**

# Annual Report

**Of the Arizona Superintendent of Public Instruction**

---

**Volume I**

Fiscal Year 2022-2023

- ◆ Annual Financial Reports by District
- ◆ Annual Financial Reports by Charter

Tom Horne, Superintendent  
January 2024

In compliance with ARS §15-255

---



# Table of Contents

<b>Volume I</b>	<b>Page</b>
Superintendent of Public Instruction Letter .....	1
<u>General Statistical Information</u>	
State of Arizona General Fund Expenditures .....	3
Percent of Revenue by Year by Source .....	4
Maintenance and Operation Fund Expenditures by Year .....	5
Resident ADM History and Distribution .....	6
Distribution of School Districts by ADM and Size .....	7
State Summary of Number and Type of Public Schools .....	8
Arizona Online Instruction (AOI) Average Daily Membership (ADM) .....	9
State Summary by Grade of Pupil Enrollment - Districts Only .....	14
State Summary by Grade of Pupil Enrollment - Charters Only .....	15
<u>Arizona Department of Education - Financial</u>	
Financial Services State Funds .....	16
Financial Services Federal – Grants In Aid .....	20
Annual Financial Report of the County School Superintendents .....	24
Institutional and Residential Voucher Payment Summary by Disability Category .....	28
Arizona State Schools for the Deaf and Blind (ASDB) - Summary of Financial Data .....	29
Food Service Program Information .....	30
Arizona School Districts State Summary of Financial Data .....	50
Arizona Charter Schools State Summary of Financial Data .....	51
Current Expenditures and Per Pupil Expenditure Amounts - Definitions .....	52
Current Expenditures by Type of District and Charter School .....	56
Current Expenditures for Districts .....	57
Current Expenditures for Charter Schools .....	79
Expenditures by Fund for Districts .....	108
Expenditures by Project for Charter Schools .....	128
 <b>Volume II</b>	
<b>Section I – District Financial Information</b>	
Arizona School District Financial and Statistical Data - Definitions .....	I-1
Arizona School District Summary of Financial Data by County <sup>1</sup> .....	I-6
Arizona School District State Totals .....	I-257
Index of School District, County, and State Summaries .....	I-258
 <b>Section II – Charter Financial Information</b>	
Arizona Charter Financial and Statistical Data – Definitions .....	II-1
Arizona Charter Summary of Financial Data .....	II-4
Arizona Charter State Totals .....	II-428
Index of Charter State Summaries .....	II-429

<sup>1</sup>Arizona School District Summary of County Totals is at the End of Each County Section.





## Arizona Department of Education

Office of Superintendent Tom Horne

January 12, 2024

The Honorable Katie Hobbs  
Governor of the State of Arizona  
1700 West Washington Street  
Phoenix, AZ 85007

Dear Governor Hobbs:

On behalf of the Arizona Department of Education, I am pleased to present to you, the Legislature, Arizona's public schools, and all Arizona citizens, the Superintendent's Annual Report for Fiscal Year 2022-2023, as required by 15-255, Arizona Revised Statutes.

On behalf of our team at the Arizona Department of Education, we look forward to partnering with you, the Legislature, the business community, and education leaders to ensure Arizona's education system achieves excellence.

Sincerely,

A handwritten signature in blue ink that reads "Tom Horne".

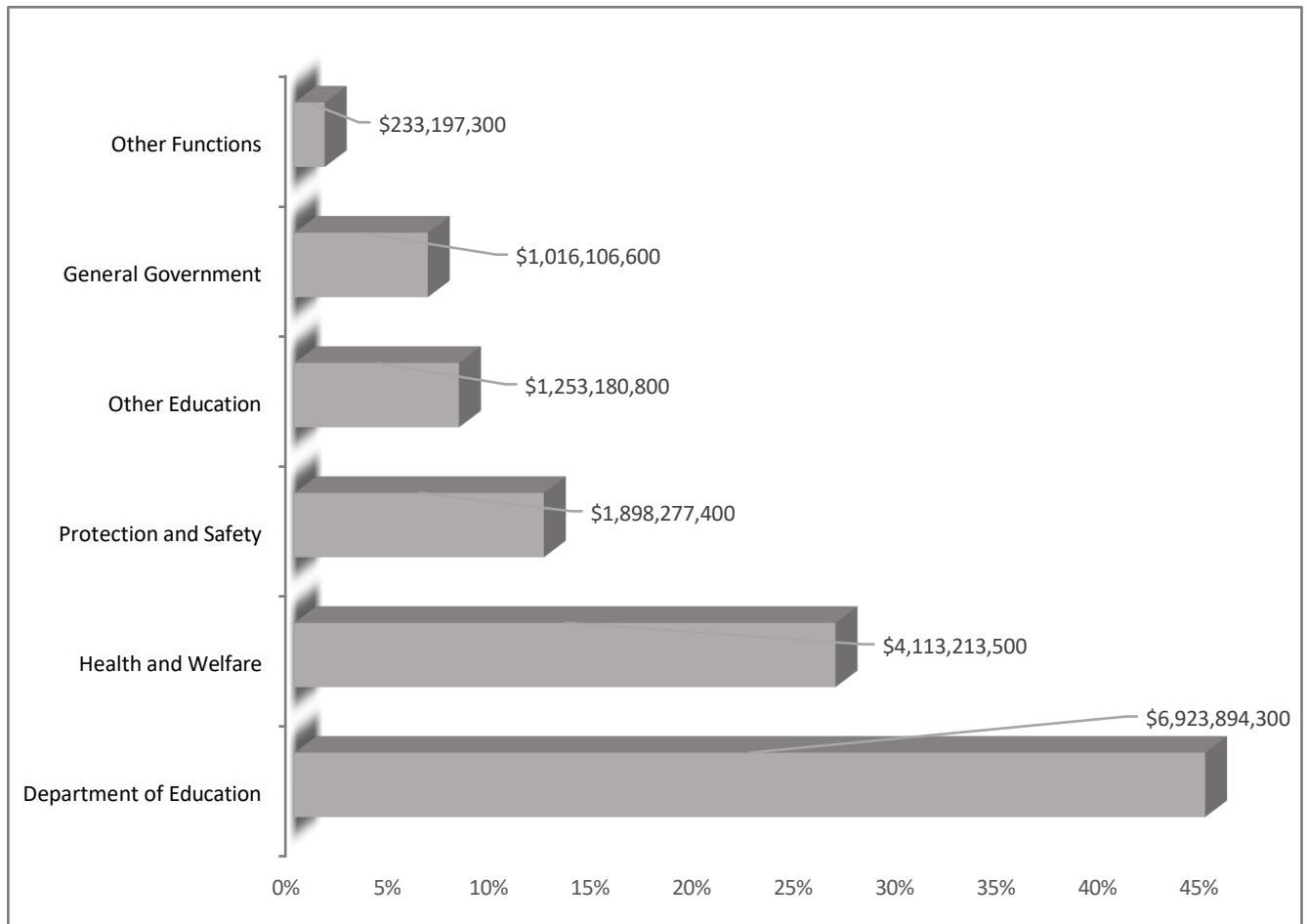
Tom Horne  
Superintendent of Public Instruction



## State of Arizona General Fund Expenditures

The general fund appropriation for the State of Arizona in 2022-23 was \$15,437,869,900.<sup>1</sup> The total for all education, which includes the Board of Regents, community colleges, and universities, was \$8,177,075,100 or 52.97 percent of the total appropriation. The Department of Education was appropriated \$6,923,894,300 or 44.85 percent of the total appropriation. The following chart represents a summary of the general fund appropriation by governmental function. The majority of the amount of the general fund appropriation to the Department of Education is distributed to local school districts and charter schools in state equalization assistance and additional state aid.

### 2022-23 STATE GENERAL FUND SUMMARY OF APPROPRIATED FUNDS BY FUNCTION



<sup>1</sup>Office of the Joint Legislative Budget Committee, State of Arizona. General Fund Annual Expenditures for Each Agency

Historical Spending, FY 1979-FY 2023 (8/5/2022). *General Fund Operating Budget Spending* annual report. Accessed 7/10/2023

at: <https://www.azjlbcc.gov/historical-comparisons/>

## Percent of Revenue by Year by Source

Fiscal Year	Total Revenues	Percent Federal	Percent State	Percent County	Percent Intermediate	Percent Local
2012-13 Districts	\$8,291,471,122	14.19%	36.89%	3.28%	0.00%	45.64%
2012-13 Charters	\$1,093,452,422	9.02%	83.32%	0.00%	0.07%	7.59%
2012-13 Total	\$9,384,923,544	13.59%	42.30%	2.89%	0.01%	41.21%
2013-14 Districts	\$8,414,128,757	13.14%	37.98%	3.25%	0.00%	45.63%
2013-14 Charters	\$1,207,165,199	7.63%	84.43%	0.00%	0.07%	7.87%
2013-14 Total	\$9,621,293,956	12.45%	43.81%	2.84%	0.01%	40.89%
2014-15 Districts	\$8,599,799,578	13.43%	37.92%	3.27%	0.00%	45.38%
2014-15 Charters	\$1,297,757,909	8.82%	83.41%	0.00%	0.08%	7.69%
2014-15 Total	\$9,897,557,487	12.83%	43.89%	2.84%	0.01%	40.44%
2015-16 Districts	\$8,831,579,351	13.55%	39.27%	3.24%	0.00%	43.94%
2015-16 Charters	\$1,445,941,003	7.28%	84.73%	0.00%	0.09%	7.90%
2015-16 Total	\$10,277,520,350	12.67%	45.67%	2.78%	0.01%	38.87%
2016-17 Districts	\$8,776,027,556	13.66%	39.28%	3.31%	0.00%	43.75%
2016-17 Charters	\$1,531,251,510	7.12%	84.66%	0.00%	0.15%	8.08%
2016-17 Total	\$10,307,279,060	12.69%	46.03%	2.82%	0.02%	38.45%
2017-18 Districts	\$9,087,662,180	13.15%	39.71%	3.18%	0.00%	43.95%
2017-18 Charters	\$1,650,130,918	7.14%	84.24%	0.00%	0.11%	8.51%
2017-18 Total	\$10,737,793,090	12.23%	46.56%	2.70%	0.02%	38.51%
2018-19 Districts	\$9,799,247,310	12.89%	42.15%	2.98%	0.00%	41.99%
2018-19 Charters	\$1,872,341,758	7.20%	84.28%	0.00%	0.04%	8.48%
2018-19 Total	\$11,671,589,060	11.97%	48.91%	2.50%	0.01%	36.62%
2019-20 Districts	\$10,245,693,550	12.19%	44.48%	3.03%	0.00%	40.30%
2019-20 Charters	\$1,994,852,340	7.29%	85.89%	0.00%	0.15%	6.67%
2019-20 Total	\$12,240,545,890	11.39%	51.23%	2.54%	0.02%	34.82%
2020-21 Districts	\$10,619,654,910	17.84%	40.27%	3.00%	0.00%	38.88%
2020-21 Charters	\$2,283,843,192	14.21%	80.42%	0.00%	0.02%	5.34%
2020-21 Total	\$12,903,498,100	17.20%	47.38%	2.47%	0.00%	32.95%
2021-22 Districts	\$12,024,584,800	19.63%	40.91%	2.72%	0.00%	36.75%
2021-22 Charters	\$2,537,186,502	15.14%	78.64%	0.00%	0.12%	6.10%
2021-22 Total	\$14,561,771,300	18.85%	47.48%	2.24%	0.02%	31.41%
2022-23 Districts	\$13,069,424,101	18.55%	45.37%	0.10%	0.00%	35.99%
2022-23 Charters	\$2,806,553,612	14.48%	78.35%	0.00%	0.05%	7.12%
2022-23 Total	\$15,875,977,713	17.83%	51.20%	0.08%	0.01%	30.88%



## Maintenance and Operation Fund Expenditures by Year

The \$8,997,707,093 total expenditures for Maintenance and Operation (M&O)\* for FY 2023 represents a 8.5% change over FY 2022 M&O expenditures.

Fiscal Year	M&O Expenditures*	Dollar Change	Percent Change
2013-14 Districts	\$5,262,939,817	\$41,477,341	0.8%
2013-14 Charters	\$1,008,468,261	\$82,554,544	8.9%
2013-14 Total	\$6,271,408,078	\$124,031,885	2.0%
2014-15 Districts	\$5,337,019,742	\$74,079,925	1.4%
2014-15 Charters	\$1,073,951,698	\$65,483,437	6.5%
2014-15 Total	\$6,410,971,440	\$139,563,362	2.2%
2015-16 Districts	\$5,374,427,598	\$37,407,856	0.7%
2015-16 Charters	\$1,172,760,103	\$98,808,405	9.2%
2015-16 Total	\$6,547,187,701	\$136,216,261	2.1%
2016-17 Districts	\$5,668,979,645	\$294,552,047	5.5%
2016-17 Charters	\$1,290,150,277	\$117,390,174	10.0%
2016-17 Total	\$6,959,129,922	\$411,942,221	6.3%
2017-18 Districts	\$5,733,676,610	\$64,696,966	1.1%
2017-18 Charters	\$1,400,432,565	\$110,282,288	8.5%
2017-18 Total	\$7,134,109,175	\$174,979,254	2.5%
2018-19 Districts	\$6,124,329,305	\$390,652,695	6.8%
2018-19 Charters	\$1,525,642,155	\$125,209,590	8.9%
2018-19 Total	\$7,649,971,460	\$515,862,285	7.2%
2019-20 Districts	\$6,256,540,818	\$132,211,512	2.2%
2019-20 Charters	\$1,609,095,898	\$83,453,743	5.5%
2019-20 Total	\$7,865,636,716	\$215,665,255	2.8%
2020-21 Districts	\$6,156,476,916	-\$100,063,902	-1.6%
2020-21 Charters	\$1,642,443,152	\$33,347,254	2.1%
2020-21 Total	\$7,798,920,068	-\$66,716,648	-0.8%
2021-22 Districts	\$6,513,430,301	\$356,953,385	5.8%
2021-22 Charters	\$1,775,771,590	\$133,328,438	8.1%
2021-22 Total	\$8,289,201,890	\$490,281,823	6.3%
2022-23 Districts	\$7,042,031,218	\$528,600,917	8.1%
2022-23 Charters	\$1,955,675,875	\$179,904,285	10.1%
2022-23 Total	\$8,997,707,093	\$708,505,203	8.5%

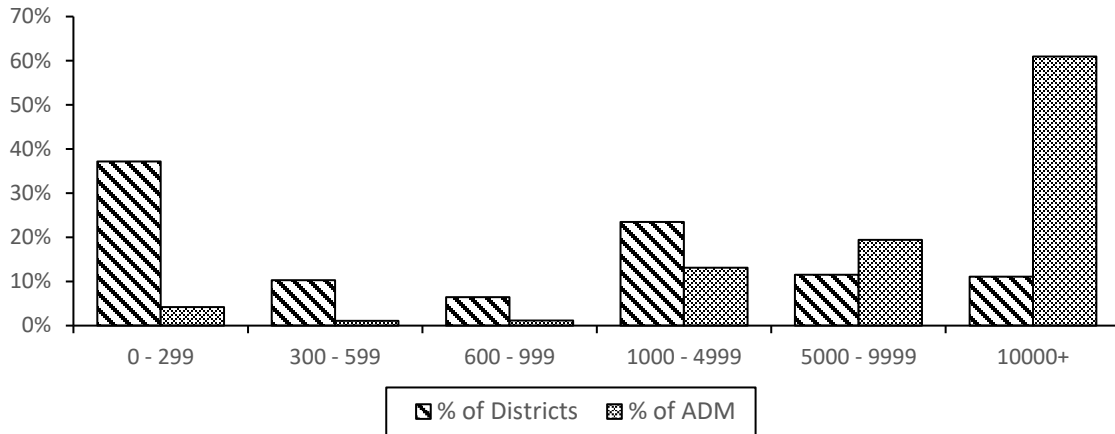
\* Charter Schools are not required to distinguish expenditures for capital from those expenditures made for M&O purposes. District Total M&O Expenditures do not include capital purchases.

## Resident ADM History and Distribution

Fiscal Year	Preschool Disabled ADM	Elementary ADM *	Secondary ADM	Total ADM *	Percent Change
2014-15 Districts	4,228	614,306	303,006	921,540	
2014-15 Charter Schools		116,688	44,448	161,136	
2014-15 Total	4,228	730,994	347,454	1,082,676	3.86%
2015-16 Districts	4,388	607,941	305,963	918,292	
2015-16 Charter Schools		118,323	46,028	164,351	
2015-16 Total	4,388	726,264	351,991	1,082,643	0.00%
2016-17 Districts	4,727	604,625	308,635	917,987	
2016-17 Charter Schools		128,618	51,051	179,669	
2016-17 Total	4,727	733,243	359,686	1,097,656	1.37%
2017-18 Districts	4,892	598,934	312,095	915,921	
2017-18 Charter Schools		133,147	53,556	186,703	
2017-18 Total	4,892	732,081	365,651	1,102,624	0.45%
2018-19 Districts	4,909	589,910	313,189	908,008	
2018-19 Charter Schools		142,421	56,616	199,037	
2018-19 Total	4,909	732,331	369,805	1,107,045	0.40%
2019-20 Districts	5,204	586,366	317,800	909,370	
2019-20 Charter Schools		144,729	57,904	202,633	
2019-20 Total	5,204	731,095	375,704	1,112,003	0.45%
2020-21 Districts	4,075	544,722	310,505	859,302	
2020-21 Charter Schools		160,716	60,045	220,761	
2020-21 Total	4,075	705,438	370,550	1,080,063	-2.96%
2021-22 Districts	4,189	550,072	323,455	877,716	
2021-22 Charter Schools		160,503	60,336	220,839	
2021-22 Total	4,189	710,575	383,791	1,098,555	1.68%
2022-23 Districts	4,434	545,100	325,430	874,965	
2022-23 Charter Schools		161,022	63,315	224,337	
2022-23 Total	4,434	706,122	388,746	1,099,302	0.07%

\* Elementary ADM spans grades K - 8.

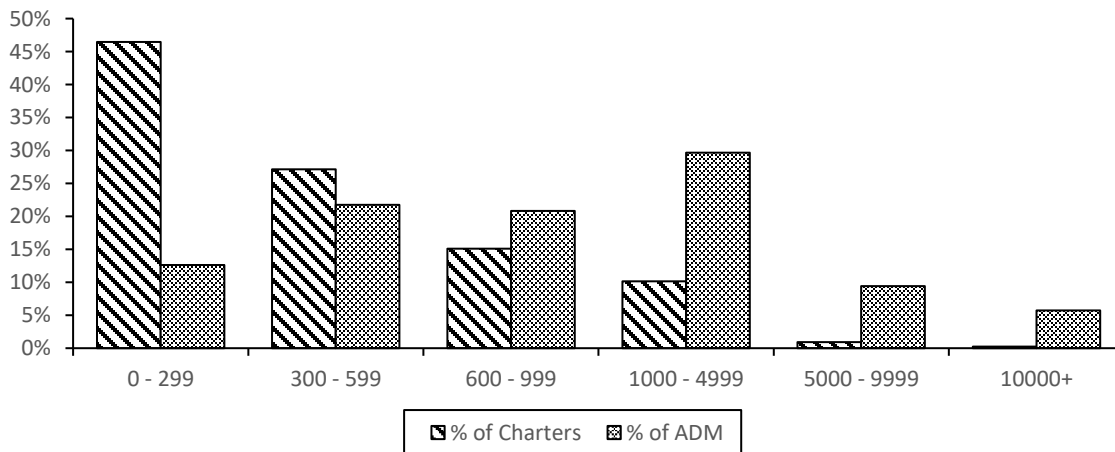
### Distribution of School Districts by ADM and Size



Group	ADM	% of ADM	No. of Districts	% of Districts
0 - 299	37,531	4.3%	87	37.2%
300 - 599	10,073	1.2%	24	10.3%
600 - 999	10,597	1.2%	15	6.4%
1000 - 4999	114,776	13.1%	55	23.5%
5000 - 9999	169,703	19.4%	27	11.5%
10000+	532,285	60.8%	26	11.1%
Total	874,965	100.0%	234	100.0%

The total district fall enrollment for FY22-23 was 896,071. A breakdown of school district enrollment by racial and ethnic background is included in page 14.

### Distribution of Charter Districts by ADM and Size



Group	ADM	% of ADM	No. of Districts	% of Districts
0 - 299	28,196	12.6%	197	46.5%
300 - 599	48,158	21.5%	115	27.1%
600 - 999	45,999	20.5%	64	15.1%
1000 - 4999	65,701	29.3%	43	10.1%
5000 - 9999	23,521	10.5%	4	0.9%
10000+	12,762	5.7%	1	0.2%
Total	224,337	100.0%	424	100.0%

The total charter fall enrollment for FY 2022-23 was 232,296. A breakdown of charter school enrollment by racial and ethnic background is included on page 15.

State Summary of Number and Type of Public Schools

County	TD*	Elementary		High School		Unified District Count			Charter Schools			Accommodation				
		Districts	Schools	Districts	Schools	Districts	Elementary Schools	High Schools	Combined Schools	Charter Districts	Elementary Schools	High Schools	Combined Schools	Elementary Schools	High Schools	Combined Schools
Apache	0	4	4	0	0	7	23	9	3	0	0	0	0	0	0	0
Cochise	0	10	12	1	1	9	24	9	4	3	3	2	2	3	1	0
Cocoonino	1	1	1	0	0	6	22	8	4	10	7	0	3	0	3	1
Gila	0	3	3	0	0	5	11	5	3	2	1	0	1	0	0	1
Greenham	1	2	2	0	0	4	11	7	2	2	2	0	1	0	0	1
Greenlee	1	1	0	0	0	2	3	2	0	0	0	0	0	0	0	0
La Paz	0	4	5	1	1	1	4	2	0	0	0	0	0	0	0	0
Maricopa	0	34	321	6	53	15	321	31	42	299	211	99	74	1	1	0
Mohave	0	7	15	1	3	5	22	5	3	8	8	3	2	0	0	0
Navajo	0	0	0	0	0	11	35	12	1	2	0	2	0	0	2	0
Pima	2	3	4	0	0	11	169	34	13	63	52	33	18	1	0	1
Pinal	0	8	25	2	5	8	35	8	9	14	10	3	3	1	1	0
Santa Cruz	0	3	3	1	1	2	12	3	1	5	5	1	0	0	0	0
Yavapai	2	10	14	1	2	9	26	8	6	19	15	3	4	0	2	0
Yuma	0	7	47	2	9	0	0	0	0	5	3	3	1	0	0	0
<b>Total</b>	<b>7</b>	<b>97</b>	<b>456</b>	<b>15</b>	<b>75</b>	<b>95</b>	<b>718</b>	<b>143</b>	<b>91</b>	<b>432</b>	<b>317</b>	<b>149</b>	<b>108</b>	<b>5</b>	<b>12</b>	<b>4</b>

Total Elementary schools = 1,496

Total High Schools = 379

Total Combined Schools = 203

Total Number of Schools/Sites = 2,078

The three combined schools columns represent schools that serve students in one or more grades in both elementary school grades (PS, KG, & 1-8) and high school grades (9-12).

The above table includes charter Arizona Online Instruction (AOI) schools and district AOI schools.

This list excludes 14 Career and Technical Education Districts (CTEDs). Additionally, 240 CTED sites are excluded. CTEDs operate satellite sites or programs on the campuses of their member districts as well as centralized campuses throughout the CTED district.

**Arizona Online Instruction Average Daily Membership (ADM)  
School Year 2022-2023  
A.R.S. §15-808 Arizona Online Instruction (AOI)**

District/Charter	AOI School	ADM by Grade										Total AOI Students
		K-8		9-12		K-12		Total K-12	Part-Time	Total K-12	Total AOI Students	
		Full-Time	Part-Time	Full-Time	Part-Time	Full-Time	Part-Time					
Alhambra Elementary District	Arizona K-8 Online Academy	52.0	30.3	0.0	0.0	0.0	0.0	52.0	30.3	82.3	177	
Amphitheater Unified District	Amphi Academy Online	42.2	11.7	74.3	40.8	116.6	52.5	169.1	52.5	169.1	423	
Antelope Union High School District	AUHS Online Academy	0.0	0.0	0.4	0.1	0.4	0.1	0.4	0.1	0.5	12	
Bagdad Unified District	Sultan Virtual Academy	5.1	0.0	10.5	0.0	15.6	0.0	15.6	0.0	15.6	44	
Balsz Elementary District	Balsz Online Academy (B.O.A.)	30.1	0.0	0.0	0.0	30.1	0.0	30.1	0.0	30.1	102	
Benson Unified School District	Benson Digital Learning Center Online	10.6	0.0	27.5	0.4	38.1	0.4	38.1	0.4	38.5	73	
Bisbee Unified District	Copper Credits	0.4	0.0	0.3	0.0	0.7	0.0	0.7	0.0	0.7	13	
Buckeye Union High School District	BUHSD Institute of Online Learning	0.0	0.0	76.5	6.5	76.5	6.5	76.5	6.5	82.9	338	
Camp Verde Unified District	Camp Verde Online	0.0	0.0	3.0	5.8	3.0	5.8	3.0	5.8	8.8	47	
Cartwright Elementary District	Cartwright Virtual Academy	109.9	0.0	0.0	0.0	109.9	0.0	109.9	0.0	109.9	217	
Casa Grande Elementary District	CGESD Online Learning Academy	128.6	6.2	0.0	0.0	128.6	6.2	134.7	6.2	134.7	246	
Casa Grande Union High School District	INOVA	0.0	0.0	45.1	0.0	45.1	0.0	45.1	0.0	45.1	113	
Cave Creek Unified District	Cave Creek Academy of Excellence	3.9	2.8	4.7	5.7	8.6	8.5	17.1	8.5	17.1	32	
Chandler Unified District #80	Chandler Online Academy	153.1	10.2	123.2	100.3	276.2	110.5	386.8	110.5	386.8	1,180	
Chinle Unified District	Hozho Online Academy	0.0	0.0	0.0	0.0	0.0	0.0	0.0	0.0	0.0	1	
Coconino County Accommodation School District	CCASD Online Instruction	0.0	0.0	13.4	4.5	13.4	4.5	17.8	4.5	17.8	77	
Colorado River Union High School District	CRUHSD Academy	0.0	0.0	100.4	0.0	100.4	0.0	100.4	0.0	100.4	299	
Coolidge Unified District	Coolidge Virtual Academy	12.5	0.0	41.3	0.0	53.9	0.0	53.9	0.0	53.9	307	
Crane Elementary District	Crane Learning Academy	12.7	0.0	0.0	0.0	12.7	0.0	12.7	0.0	12.7	31	
Creighton Elementary District	Creighton Virtual Academy	95.0	0.0	0.0	0.0	95.0	0.0	95.0	0.0	95.0	156	
Deer Valley Unified District	Aspire, Deer Valley's Online Academy	163.2	0.0	121.8	40.3	285.0	40.3	325.4	40.3	325.4	1,294	
Douglas Unified District	DUSD Online Academy	0.0	0.0	6.3	0.0	6.3	0.0	6.3	0.0	6.3	19	
Dysart Unified District	Dysart iSchool	0.0	0.0	39.2	87.2	39.2	87.2	126.4	87.2	126.4	1,955	
Flagstaff Unified District	Northern Arizona Distance Learning	10.2	0.2	19.0	4.9	29.1	5.2	34.3	5.2	34.3	110	
Florence Unified School District	Florence Virtual Academy	41.1	0.0	125.5	0.0	166.5	0.0	166.5	0.0	166.5	318	
Flowing Wells Unified District	Flowing Wells Digital Campus	0.1	0.0	28.8	1.0	28.8	1.0	29.8	1.0	29.8	210	
Fountain Hills Unified District	Fountain Hills Virtual Academy	12.5	0.1	19.8	0.1	32.3	0.2	32.5	0.2	32.5	77	
Fowler Elementary District	Fowler Elementary School District Virtual Academy	93.3	0.0	0.0	0.0	93.3	0.0	93.3	0.0	93.3	165	
Gilbert Unified District	GPS Global Academy	84.2	3.1	139.4	101.4	223.6	104.5	328.1	104.5	328.1	1,286	
Glendale Elementary District	Glendale Elementary Online (G.E.O.) Learning	133.8	0.0	0.0	0.0	133.8	0.0	133.8	0.0	133.8	209	
Glendale Union High School District	Glendale Union Online	0.0	0.0	253.2	0.0	253.2	0.0	253.2	0.0	253.2	971	
Globe Unified District	Tiger Knowledge Online (TKO)	7.3	0.0	9.4	0.2	16.7	0.2	16.9	0.2	16.9	80	
Higley Unified School District	Higley Virtual Academy	38.1	0.3	54.2	24.8	92.3	25.0	117.3	25.0	117.3	281	
Humboldt Unified District	Bradshaw Mountain Online Academy	4.3	0.0	19.0	0.5	23.3	0.5	23.8	0.5	23.8	133	
Isaac Elementary District	Isaac Online Prep Academy	98.2	0.0	0.0	0.0	98.2	0.0	98.2	0.0	98.2	159	

A.R.S. §15-808 allows for the State Board of Education to select traditional public schools and the State Board for Charter Schools to sponsor charter schools to be online course providers or online schools. Included here are the fundable ADM generated for each of the Arizona Online Instruction (AOI) schools as well as the total number of students enrolled throughout the year. ADM and enrollment counts reported here are also included in other district and charter reports.

**Arizona Online Instruction Average Daily Membership (ADM)  
School Year 2022-2023  
A.R.S. §15-808 Arizona Online Instruction (AOI)**

District/Charter	AOI School	ADM by Grade						Total K-12	Total AOI Students
		K-8		9-12		K-12			
		Full-Time	Part-Time	Full-Time	Part-Time	Full-Time	Part-Time		
J O Combs Unified School District	Combs Online School for Success	1.3	0.0	34.0	0.0	0.0	35.4	0.0	219
Kingman Unified School District	Kingman Online Learning Academy (KOLA) Elementary	13.1	0.0	0.0	0.0	0.0	13.1	0.0	37
Kingman Unified School District	Kingman Online Learning Academy (KOLA) Middle Scho	42.6	0.0	0.0	0.0	0.0	42.6	0.0	104
Kingman Unified School District	Kingman Online Learning Academy (KOLA) High School	0.0	0.0	173.8	0.9	173.8	174.7	0.9	498
Kyrene Elementary District	Kyrene Digital Academy	241.3	0.0	0.0	0.0	0.0	241.3	0.0	370
Lake Havasu Unified District	Havasonline	22.2	0.0	148.3	0.3	170.5	170.8	0.3	391
Laveen Elementary District	Laveen Online Academy	30.0	0.0	0.0	0.0	0.0	30.0	0.0	45
Littleton Elementary District	LESD Online Academy	81.0	0.0	0.0	0.0	0.0	81.0	0.0	109
Marana Unified District	Marana Distance Learning	2.1	6.4	6.1	25.9	8.2	32.3	32.3	197
Maricopa Unified School District	Maricopa Virtual Academy	100.6	0.0	121.9	0.0	222.4	222.4	0.0	319
Mesa Unified District	Mesa Distance Learning Program	19.9	2.0	45.5	59.5	65.4	126.8	61.5	549
Mingus Union High School District	Mingus Online Academy	0.0	0.0	4.3	0.3	4.3	4.6	0.3	27
Mohave Valley Elementary District	Mohave Valley Connections Academy	18.7	0.0	0.0	0.0	18.7	18.7	0.0	71
Nadaburg Unified School District	Nadaburg Online Virtual Academy	0.0	0.0	11.6	0.0	11.6	11.6	0.0	24
Nogales Unified District	NUSD Online	7.5	0.1	43.8	8.5	51.2	59.8	8.5	415
Page Unified School District #8	Sage & Sand Academy	9.0	0.0	8.3	0.0	17.3	17.3	0.0	78
Paradise Valley Unified District	pVONLINE	123.4	0.3	140.3	8.6	263.6	272.5	8.9	620
Peach Springs Unified District	Music Mountain Academy	0.0	0.0	14.3	0.0	14.3	14.3	0.0	57
Peoria Unified School District	Peoria eCampus	80.2	0.0	67.0	38.3	147.2	185.5	38.3	795
Phoenix Elementary District	Phoenix #1 iAcademy	38.8	3.2	0.0	0.0	38.8	42.0	3.2	91
Phoenix Union High School District	Phoenix Digital Academy	0.0	0.0	555.0	22.5	555.0	577.5	22.5	1,772
Queen Creek Unified District	Queen Creek Virtual Academy	46.5	0.0	221.0	0.0	267.5	267.5	0.0	428
Riverside Elementary District	Riverside Elementary School District (RESD) STEM2	5.5	0.0	0.0	0.0	5.5	5.5	0.0	28
Roosevelt Elementary District	iAmRSDOnline Academy	92.5	0.0	0.0	0.0	92.5	92.5	0.0	143
Round Valley Unified District	Round Valley AOI	4.0	0.0	10.1	0.0	14.1	14.1	0.0	110
Safford Unified District	Henry Dunkerson Pathways Academy	0.0	0.0	14.1	0.0	14.1	14.1	0.0	85
Sahuarita Unified District	Sahuarita Digital Pathways Academy	54.3	0.0	45.4	0.0	99.7	99.7	0.0	192
Scottsdale Unified District	Scottsdale Online Learning	49.5	0.6	80.4	11.9	129.9	142.4	12.5	370
Sedona-Oak Creek JUSD #9	Red Rock Academy	0.0	0.0	2.0	0.0	2.0	2.0	0.0	23
Show Low Unified District	WMI ON LINE	4.6	0.0	48.9	0.0	53.5	53.6	0.0	168
Sierra Vista Unified District	SVUSD AOI	0.0	0.0	11.7	0.2	11.7	11.9	0.2	94
Sunnyside Unified District	Sunnyside Online Success Academy	9.5	0.0	31.6	0.0	41.0	41.0	0.0	262
Tempe School District	Tempe Elementary Online Community	99.3	0.0	0.0	0.0	99.3	99.3	0.0	157
Tempe Union High School District	TAPBI	0.0	0.0	120.5	2.8	120.5	123.2	2.8	2,558
Thatcher Unified District	Eagle Online Academy	1.9	0.0	14.6	0.0	16.5	16.5	0.0	45
Tolleson Elementary District	Tolleson Virtual Academy	40.0	0.0	0.0	0.0	40.0	40.0	0.0	71

A.R.S. §15-808 allows for the State Board of Education to select traditional public schools and the State Board for Charter Schools to sponsor charter schools to be online course providers or online schools. Included here are the fundable ADM generated for each of the Arizona Online Instruction (AOI) schools as well as the total number of students enrolled throughout the year. ADM and enrollment counts reported here are also included in other district and charter reports.

**Arizona Online Instruction Average Daily Membership (ADM)  
 School Year 2022-2023  
 A.R.S. §15-808 Arizona Online Instruction (AOI)**

District/Charter	AOI School	ADM by Grade						Total AOI Students	
		K-8		9-12		K-12			
		Full-Time	Part-Time	Full-Time	Part-Time	Full-Time	Part-Time		
Tucson Unified District	Tucson Unified Virtual Academy	6.5	1.6	38.9	14.1	45.4	15.7	61.1	947
Vail Unified District	Vail Innovation Center	17.1	1.1	24.6	0.7	41.7	1.7	43.4	541
Washington Elementary School District	Washington Elementary School District Online Learn	139.8	0.0	0.0	0.0	139.8	0.0	139.8	183
Wickenburg Unified District	Wickenburg Virtual Academy	8.8	0.0	43.3	0.0	52.0	0.0	52.0	226
Yuma Elementary District	Yuma District One Digital Learning Academy	40.8	0.0	0.0	0.0	40.8	0.0	40.8	88
Yuma Union High School District	Yuma Online Distance Academy	0.0	0.0	23.1	9.0	23.1	9.0	32.1	112
<b>District School Totals</b>		<b>2,794.7</b>	<b>80.2</b>	<b>3,460.6</b>	<b>628.0</b>	<b>6,254.7</b>	<b>708.0</b>	<b>6,962.6</b>	<b>24,774</b>

A.R.S. §15-808 allows for the State Board of Education to select traditional public schools and the State Board for Charter Schools to sponsor charter schools to be online course providers or online schools. Included here are the fundable ADM generated for each of the Arizona Online Instruction (AOI) schools as well as the total number of students enrolled throughout the year. ADM and enrollment counts reported here are also included in other district and charter reports.

**Arizona Online Instruction Average Daily Membership (ADM)  
School Year 2022-2023  
A.R.S. §15-808 Arizona Online Instruction (AOI)**

District/Charter	AOI School	ADM by Grade										Total AOI Students	
		K-8					9-12						Total K-12
		Full-Time	Part-Time	Full-Time	Part-Time	Full-Time	Part-Time	Full-Time	Part-Time	Full-Time	Part-Time		
Academy of Mathematics and Science, Inc.	Academy of Math and Science Advanced Virtual Acad	210.6	9.1	0.0	0.0	210.6	9.1	219.7	311				
American Leadership Academy, Inc.	AMERICAN LEADERSHIP ACADEMY VIRTUAL	185.7	2.2	180.9	110.4	366.6	112.5	479.1	1,523				
American Virtual Academy	Primavera - Online	1,848.3	6.8	5,053.7	463.0	6,901.9	469.8	7,371.7	15,880				
Archway Classical Academy Trivium West	Great Hearts Online - Arizona	254.7	0.0	0.0	0.0	254.7	0.0	254.7	378				
Arizona Agribusiness & Equine Center INC.	AAEC Online	0.0	0.0	53.2	0.0	53.2	0.0	53.2	103				
Arizona Autism Charter Schools, Inc.	Arizona Autism Charter - Online High School	0.0	0.0	41.5	0.0	41.5	0.0	41.5	49				
Arizona Autism Charter Schools, Inc.	Arizona Autism Charter School-Online K-8	80.7	0.0	0.0	0.0	80.7	0.0	80.7	125				
Arizona Connections Academy Charter School, Inc.	Arizona Connections Academy	1,476.4	0.0	954.4	0.0	2,430.8	0.0	2,430.8	3,438				
Arizona Education Solutions	Astravo Online Academy	561.0	36.6	38.5	5.3	599.6	41.9	641.5	1,080				
Arizona Educator Solutions	Astravo Online Academy	35.0	4.4	711.3	47.5	746.3	51.9	798.2	1,350				
ASU Preparatory Academy Digital	ASU Preparatory Academy Digital	1,544.9	87.4	1,804.6	107.0	3,349.5	194.4	3,543.9	4,993				
Blueprint Education	Hope High School Online	0.0	0.0	338.8	38.1	338.8	38.1	376.9	933				
Carpe Diem Collegiate High School	Desert View Online School	0.0	0.0	7.5	0.0	7.5	0.0	7.5	11				
Coleam Academy Arizona	Coleam Academy Arizona	171.5	0.0	23.9	0.0	195.4	0.0	195.4	313				
Daisy Education Corporation dba Sonoran Science Ac	Sonoran Virtual Academy	71.8	0.0	0.0	0.0	71.8	0.0	71.8	130				
Edtkey, Inc. - Sequoia Choice Schools	Sequoia Choice School Arizona Distance Learning Sc	2,087.9	4.0	548.2	40.2	2,636.1	44.2	2,680.3	6,687				
Educational Options Foundation	EdOptions HS Learning Center	0.0	0.0	456.8	19.3	456.8	19.3	476.1	1,219				
Eduprize Schools, LLC	EDUPRIZE ONLINE INSTRUCTION	31.9	1.3	9.8	0.0	41.7	1.3	43.0	77				
Freedom Preparatory Academy	Freedom Prep Academy - Mesa	96.8	0.0	66.5	1.0	163.3	1.0	164.3	242				
Humanities and Sciences Academy of the United Stat	Humanities and Sciences Academy Arizona	0.0	0.0	1.0	1.5	1.0	1.5	2.5	3				
Intelli-School, Inc.	IntelliSchool Online	0.0	0.0	1.8	0.7	1.8	0.7	2.5	33				
Kaizen Education Foundation dba Mission Heights PT	Leona Connected High School	0.0	0.0	95.0	1.3	95.0	1.3	96.3	535				
LEAD Charter Schools	Leading Edge Academy Online	75.3	0.0	149.5	0.6	224.8	0.6	225.5	358				
Legacy Traditional School - Surprise	Legacy Online Academy	350.1	0.0	0.0	0.0	350.1	0.0	350.1	608				
Leman Academy of Excellence, Inc.	Leman Virtual Academy	133.7	10.3	0.0	0.0	133.7	10.3	144.0	225				
Liberty Traditional Charter School	Arizona Online Charter School	45.5	0.0	0.0	0.0	45.5	0.0	45.5	69				
Ombudsman Educational Services, Ltd., a subsidiary	Ombudsman Online Academy	0.0	0.0	178.4	0.5	178.4	0.5	178.9	549				
Online School of Arizona	Online School of Arizona	0.0	0.0	29.9	0.0	29.9	0.0	29.9	78				
PAS Charter, Inc., dba Intelli-School	PAS Charter Online	0.0	0.0	4.0	1.6	4.0	1.6	5.5	46				
Pathways In Education-Arizona, Inc.	Pathways in Education	0.0	0.0	174.1	0.0	174.1	0.0	174.1	251				
Pillar Charter School	Pillar Academy Online	0.0	0.0	5.1	0.0	5.1	0.0	5.1	24				
Pinnacle Education- Tempe, Inc.	Pinnacle Online High School	56.2	16.8	109.7	77.2	165.9	94.0	259.9	538				
Pinnacle Education-WMCB, Inc.	Pinnacle Online - WMCB	0.0	0.0	47.7	25.5	47.7	25.5	73.1	139				
Portable Practical Educational Preparation, Inc.	Arizona Virtual Academy	3,555.4	0.0	1,387.0	0.0	4,942.4	0.0	4,942.4	6,739				
Portable Practical Educational Preparation, Inc.	Arizona Insight Academy	171.8	0.0	905.0	0.0	1,076.8	0.0	1,076.8	1,606				
SC Jensen Corporation, Inc. dba Intelli-School	SC Jensen Online	0.0	0.0	0.7	0.2	0.7	0.2	0.9	11				

A.R.S. §15-808 allows for the State Board of Education to select traditional public schools and the State Board for Charter Schools to sponsor charter schools to be online course providers or online schools. Included here are the fundable ADM generated for each of the Arizona Online Instructions (AOI) schools as well as the total number of students enrolled throughout the year. ADM and enrollment counts reported here are also included in other district and charter reports.



**Arizona Online Instruction Average Daily Membership (ADM)  
School Year 2022-2023  
A.R.S. §15-808 Arizona Online Instruction (AOI)**

District/Charter	AOI School	ADM by Grade										Total AOI Students	
		K-8		9-12		K-12		Total K-12	Total K-12	Total K-12	Total K-12		
		Full-Time	Part-Time	Full-Time	Part-Time	Full-Time	Part-Time						
Self Development Charter School	Self Development Online Academy	28.1	0.0	0.0	0.0	0.0	0.0	28.1	0.0	0.0	0.0	28.1	42
The Charter Foundation, Inc.	AmeriSchools Academy Online Instruction	19.0	0.0	0.0	0.0	0.0	0.0	19.0	0.0	0.0	0.0	19.0	30
The Grande Innovation Academy	Path to Potential	0.0	0.0	0.0	0.0	0.0	0.0	0.0	0.0	0.0	0.0	0.0	2
ThrivePoint High School, Inc.	ThrivePoint Online High School	0.0	0.0	262.0	6.0	262.0	6.0	262.0	6.0	179.7	0.0	268.0	1,123
Valor Preparatory Academy, LLC	Valor Preparatory Academy	94.5	0.0	85.2	0.0	179.7	0.0	179.7	0.0	65.8	0.0	179.7	206
West Gilbert Charter Middle School, Inc.	Imagine Online Academy of Arizona	65.8	0.0	0.0	0.0	65.8	0.0	65.8	0.0	0.0	0.0	65.8	177
<b>Charter School Totals</b>		<b>13,252.6</b>	<b>178.9</b>	<b>13,725.8</b>	<b>947.1</b>	<b>26,978.4</b>	<b>1,125.9</b>	<b>28,104.2</b>	<b>1,125.9</b>	<b>1,125.9</b>	<b>1,125.9</b>	<b>28,104.2</b>	<b>52,234</b>
<b>Grand Totals</b>		<b>16,047.3</b>	<b>259.1</b>	<b>17,186.4</b>	<b>1,575.1</b>	<b>33,233.1</b>	<b>1,833.9</b>	<b>35,066.8</b>	<b>1,833.9</b>	<b>1,833.9</b>	<b>1,833.9</b>	<b>35,066.8</b>	<b>77,008</b>

A.R.S. §15-808 allows for the State Board of Education to select traditional public schools and the State Board for Charter Schools to sponsor charter schools to be online course providers or online schools. Included here are the fundable ADM generated for each of the Arizona Online Instructions (AOI) schools as well as the total number of students enrolled throughout the year. ADM and enrollment counts reported here are also included in other district and charter reports.

State Summary by Grade of Pupil Enrollment

Districts Only

FY 2022-2023 Race/Ethnicity<sup>1</sup>

	Asian	American Indian, Alaska Native	Black, African American	Hispanic, Latino <sup>2</sup>	White	Native Hawaiian, Other Pacific Islander	Multi-Race Non- Hispanic <sup>3</sup>	Total
PSD <sup>4</sup>	564	630	878	8,976	6,900	47	809	18,804
Kindergarten	1,289	2,586	3,135	28,559	18,521	221	2,812	57,123
Grade One	1,279	3,031	3,281	31,034	20,761	229	2,937	62,552
Grade Two	1,316	2,842	3,179	30,097	20,058	219	2,672	60,383
Grade Three	1,426	2,937	3,442	31,653	21,196	227	2,646	63,527
Grade Four	1,403	3,027	3,477	31,215	21,397	260	2,609	63,388
Grade Five	1,422	3,059	3,540	31,163	21,868	214	2,683	63,949
Grade Six	1,332	3,160	3,529	31,492	21,941	257	2,535	64,246
Grade Seven	1,371	3,296	3,718	32,813	22,500	238	2,645	66,581
Grade Eight	1,490	3,551	3,810	34,589	23,815	245	2,630	70,130
Ungraded Elementary	19	16	34	272	146	3	20	510
<b>Total Elementary</b>	<b>12,911</b>	<b>28,135</b>	<b>32,023</b>	<b>291,863</b>	<b>199,103</b>	<b>2,160</b>	<b>24,998</b>	<b>591,193</b>
Grade Nine	2,196	3,994	4,379	39,746	26,411	286	3,076	80,088
Grade Ten	2,106	3,742	4,239	38,322	26,950	267	2,943	78,569
Grade Eleven	2,045	3,432	4,056	34,677	25,954	307	2,521	72,992
Grade Twelve	2,112	3,636	4,026	34,673	26,198	278	2,273	73,196
<b>Total Secondary</b>	<b>8,459</b>	<b>14,804</b>	<b>16,700</b>	<b>147,418</b>	<b>105,513</b>	<b>1,138</b>	<b>10,813</b>	<b>304,845</b>
<b>Grand Total</b>	<b>21,370</b>	<b>42,939</b>	<b>48,723</b>	<b>439,281</b>	<b>304,616</b>	<b>3,298</b>	<b>35,811</b>	<b>896,071</b>

Prior Year State Fall Enrollment

FY 2021-2022

Elementary	598,001
Secondary	303,006
Total	901,007

<sup>1</sup>Fiscal Year 2022-2023 is using state fall enrollment data provided by ADE's Accountability & Research unit.

<sup>2</sup>Fiscal Year 2022-2023 enrollment data lists Hispanic, Latino as its own category and not as an ethnic subset of a specific race.

<sup>3</sup>Students reported with multiple races.

<sup>4</sup>Preschool children with disabilities.

State Summary by Grade of Pupil Enrollment

Charters Only

FY 2022-2023 Race/Ethnicity<sup>1</sup>

	Asian	American Indian, Alaska Native	Black, African American	Hispanic, Latino <sup>2</sup>	White	Native Hawaiian, Other Pacific Islander	Multi-Race Non- Hispanic <sup>3</sup>	Total
PSD <sup>4</sup>	-	-	-	-	-	-	-	-
Kindergarten	1,130	281	1,296	8,067	6,927	57	1,053	18,811
Grade One	1,155	285	1,280	8,421	7,395	72	1,080	19,688
Grade Two	1,209	279	1,412	7,999	7,310	67	1,002	19,278
Grade Three	1,185	264	1,300	8,097	7,350	58	1,013	19,267
Grade Four	1,285	270	1,287	7,820	7,157	63	979	18,861
Grade Five	1,267	263	1,231	7,659	7,210	60	966	18,656
Grade Six	1,354	363	1,301	7,855	7,335	75	964	19,247
Grade Seven	1,219	292	1,260	7,390	6,998	61	882	18,102
Grade Eight	1,187	313	1,210	7,339	6,972	66	845	17,932
Ungraded Elementary	-	-	-	3	3	-	-	6
<b>Total Elementary</b>	<b>10,991</b>	<b>2,610</b>	<b>11,577</b>	<b>70,650</b>	<b>64,657</b>	<b>579</b>	<b>8,784</b>	<b>169,848</b>
Grade Nine	618	323	746	5,315	5,192	49	539	12,782
Grade Ten	636	407	821	5,817	5,360	57	572	13,670
Grade Eleven	593	482	875	6,282	5,737	52	556	14,577
Grade Twelve	638	856	1,483	10,716	7,076	99	651	21,519
<b>Total Secondary</b>	<b>2,485</b>	<b>2,068</b>	<b>3,925</b>	<b>28,130</b>	<b>23,365</b>	<b>257</b>	<b>2,318</b>	<b>62,548</b>
<b>Grand Total</b>	<b>13,476</b>	<b>4,678</b>	<b>15,502</b>	<b>98,780</b>	<b>88,022</b>	<b>836</b>	<b>11,102</b>	<b>232,396</b>

Prior Year State Fall Enrollment

FY 2021-2022

Elementary	170,537
Secondary	60,817
Total	231,354

<sup>1</sup>Fiscal Year 2022-2023 is using state fall enrollment data provided by ADE's Accountability & Research unit.

<sup>2</sup>Fiscal Year 2022-2023 enrollment data lists Hispanic, Latino as its own category and not as an ethnic subset of a specific race.

<sup>3</sup>Students reported with multiple races.

<sup>4</sup>Preschool children with disabilities.

**FINANCIAL SERVICES**  
**STATE FUNDS**  
**STATEMENT OF REVENUES AND EXPENDITURES**  
**JULY 1, 2022 - JUNE 30, 2023**

	State Appropriations and Proposition 301 Funds	Carryover Amount	Current Year's Appropriation & Refunds	Total Available	Personal Services	Employee Related
	<b>OFFICE OF THE SUPERINTENDENT</b>					
1	Operating Lum Sum		9,228,621	9,228,621	4,734,105	1,737,814
2	Empowerment Scholarship		4,551,555	4,551,555	1,713,807	584,826
3	<b>TOTAL OFFICE OF THE SUPERINTENDENT</b>	<b>0</b>	<b>13,780,177</b>	<b>13,780,177</b>	<b>6,447,912</b>	<b>2,322,640</b>
	<b>Formula Programs</b>					
4	Additional State Aid to Schools		510,093,700	510,093,700		
5	Basic State Aid		5,353,403,200	5,353,403,200		
6	Basic State Aid Deferred Payment		865,727,700	865,727,700		
7	Classroom Site Fund	141,568,635	935,763,335	1,077,331,970		
8	Instructional Improvement Fund		77,672,667	77,672,667		
9	Other State Aid to Districts		983,900	983,900		
10	Permanent State Common School Fund		328,895,600	328,895,600		
11	Results-Based Funding	3,593,568	68,600,000	72,193,568		
12	Special Education Fund	10,968,104	36,029,200	46,997,304	135,809	76,968
13	State Aid Supplement		75,000,000	75,000,000		
14	<b>TOTAL STATUTORY FORMULA PROGRAMS</b>	<b>156,130,307</b>	<b>8,252,169,302</b>	<b>8,408,299,609</b>	<b>135,809</b>	<b>76,968</b>
	<b>Non-Formula Programs</b>					
15	Accountability and Achievement Testing		10,942,358	10,942,358	172,013	65,285
16	Adult Education		21,519,103	21,519,103	269,880	112,813
17	Adult Workforce Diploma Program		6,000,000	6,000,000		
18	Community College Adult Education Workforce Development		6,000,000	6,000,000		
19	Adult Education and Workforce Development Administrator		250,000	250,000	145,351	62,812
20	Alternative Teacher Development Program		500,000	500,000		
21	Arizona Teacher Evaluation Program		152,900	152,900	50,994	16,106
22	American Civics Education Pilot Program	276,419		276,419		
23	Arizona Structured English Immersion	1,831,620	4,960,400	6,792,020		
24	Arizona Industry Credentials Incentive Program	1,634,434	5,000,000	6,634,434		
25	Broadband Expansion	1,228,598		1,228,598		
26	College Credit by Examination Incentive Program		7,472,100	7,472,100		
27	College Credit by Examination Development	1,560,626		1,560,626		
28	College Placement Exam Fee Wavier		1,265,800	1,265,800		
29	Computer Science Pilot Program	3,224,510	1,138,121	4,362,631		
30	Code Writer Initiative Proram		1,000,000	1,000,000		
31	CTED Completion Grants		1,000,000	1,000,000		
32	CTED Soft Capital and Equipment		1,000,000	1,000,000		
33	Early Literacy		12,000,000	12,000,000		
34	Education Learning and Accountability Fund		5,447,061	5,447,061	1,465,863	513,855
36	English Learner Administration		9,097,111	9,097,111	737,379	273,115
37	Extraordinary Special Education Needs	3,400,828		3,400,828		
38	Foster home Youth Transitional Housing		10,000,000	10,000,000		
39	Geographic Literacy		100,000	100,000		
40	Gifted Assessment		850,000	850,000		
41	Invest in Postsecondary Success Program		1,000,000	1,000,000		
42	Jobs for Arizona Graduates		100,000	100,000		
43	Onetime Electronic Incident Prevention Programs		150,000	150,000		
44	Office of Indian Education		5,000,000	5,000,000	1,824	559
45	School Safety Program	17,999,254	74,192,543	92,191,796	683,340	274,851
46	Student Level Data Access		357,900	357,900	30,314	10,025
47	State Block Grant for Vocational Education		11,774,733	11,774,733	1,567,523	659,876
48	Teacher Certification Fund		2,162,925	2,162,925	934,790	386,233
49	Teacher Professional Development Program	1,236,844		1,236,844		
50	Tribal College Dual Enrollment Program Fund		350,917	350,917		
51	<b>TOTAL NON FORMULA PROGRAMS</b>	<b>32,393,133</b>	<b>200,783,972</b>	<b>233,177,105</b>	<b>6,059,272</b>	<b>2,375,530</b>

**FINANCIAL SERVICES**  
**STATE FUNDS**  
**STATEMENT OF REVENUES AND EXPENDITURES**  
**JULY 1, 2022 - JUNE 30, 2023**

Professional and Outside Services	Travel In State	Travel Out State	Other Operating Expenses	Non Capital Equip	Cost Allocation & Indirect Costs	Capital Equip. & Software	Assistance to Educational Institutions	Total Expenditures	Year-End Balance	Account Balance
259,951	8,734	11,718	1,013,287	43,166	1,419,847			9,228,621	0	0
1,121,269	250		815,719	154,875	667			4,391,414	160,142	160,142
<b>1,381,220</b>	<b>8,984</b>	<b>11,718</b>	<b>1,829,006</b>	<b>198,041</b>	<b>1,420,514</b>	<b>0</b>	<b>0</b>	<b>13,620,035</b>	<b>160,142</b>	<b>160,142</b>
							478,210,640	478,210,640	31,883,060	31,883,060
					1,253,751		5,346,158,403	5,347,412,154	5,991,046	5,991,046
							865,727,700	865,727,700	0	0
					3,385,137		944,550,912	947,936,048	129,395,922	129,395,922
							41,482,678	41,482,678	36,189,989	36,189,989
							65,535	65,535	918,365	918,365
							328,895,600	328,895,600	0	0
							66,285,759	66,285,759	5,907,809	5,907,809
			52,630		27,897,302		6,335,805	34,498,514	12,498,789	12,498,789
							75,000,000	75,000,000	0	0
<b>0</b>	<b>0</b>	<b>0</b>	<b>52,630</b>	<b>0</b>	<b>32,536,190</b>	<b>0</b>	<b>8,152,713,032</b>	<b>8,185,514,629</b>	<b>222,784,980</b>	<b>222,784,980</b>
10,659,370	503	215	17,484		27,489			10,942,358	0	0
621,395	663	830	41,845		12,069,331		4,378,282	17,495,039	4,024,063	4,024,063
							1,329,250	1,329,250	4,670,750	4,670,750
							768,750	768,750	5,231,250	5,231,250
			20,474		21,362			250,000	0	0
500,000								500,000	0	0
44,400			4,083					115,583	37,317	37,317
								0	276,419	276,419
							4,609,568	4,609,568	2,182,452	2,182,452
							3,239,569	3,239,569	3,394,866	3,394,866
			173,499				190,383	363,882	864,716	864,716
					318,900		7,153,200	7,472,100	0	0
								0	1,560,626	1,560,626
875,559								875,559	390,241	390,241
			8,590		1,185		379,374	389,149	3,973,482	3,973,482
1,000,000								1,000,000	0	0
							1,000,000	1,000,000	0	0
							1,000,000	1,000,000	0	0
							12,000,000	12,000,000	0	0
32,660	82		2,693,679	86,674	654,248			5,447,061	0	0
7,887,663	4,993	154	67,513	972	125,322			9,097,111	0	0
							808,027	808,027	2,592,801	2,592,801
							10,000,000	10,000,000	0	0
100,000								100,000	0	0
404,002								404,002	445,998	445,998
							1,000,000	1,000,000	0	0
100,000								100,000	0	0
							43,232	43,232	106,768	106,768
			19,403	20,207	14,083			56,075	4,943,925	4,943,925
376,494	2,110		132,540	6,867	223,762		16,730,176	18,430,140	73,761,656	73,761,656
			268,926	5,234	43,401			357,900	0	0
400	13,137	4,654	143,021	15,526	367,402		8,977,334	11,748,873	25,860	25,860
	1,648		421,338	12,307				1,756,317	406,609	406,609
							37,334	37,334	1,199,510	1,199,510
			110,504					110,504	240,413	240,413
<b>22,601,943</b>	<b>23,136</b>	<b>5,853</b>	<b>4,122,898</b>	<b>147,787</b>	<b>13,866,486</b>	<b>0</b>	<b>73,644,477</b>	<b>122,847,382</b>	<b>110,329,723</b>	<b>110,329,723</b>

**FINANCIAL SERVICES**  
**STATE FUNDS**  
**STATEMENT OF REVENUES AND EXPENDITURES**  
**JULY 1, 2022 - JUNE 30, 2023**

	<b>State Appropriations and Proposition 301 Funds Other Funds</b>	<b>Carryover Amount</b>	<b>Current Year's Appropriation &amp; Refunds</b>	<b>Total Available</b>	<b>Personal Services</b>	<b>Employee Related</b>
52	AELAS School Finance Payment Systems	111,689	2,379,688	2,491,377	249,977	69,989
53	AZ Agricultural Youth Org Special Plate Fund	175,233		175,233		
54	Assistance for Education Donations	42,272		42,272	32,866	
55	Education Donations	341,613	32,319	373,933	390	210
56	Character Education Special Plate Fund	20,262		20,262		
57	Golden Rule Special Plate Fund	242,414		242,414		
58	<b>TOTAL OTHER FUNDS</b>	<b>933,483</b>	<b>2,412,007</b>	<b>3,345,490</b>	<b>283,233</b>	<b>70,199</b>

<b>Proposition 301</b>						
59	Achievement Testing	11,467,713	7,000,000	18,467,713	913,050	311,936
60	Additional School Days	14,956,667	150,380,500	165,337,167		
61	Character Education	235,627	200,000	435,627	5,538	2,798
62	Failing School Tutoring Fund	4,237,147	1,500,000	5,737,147	92,727	39,647
63	School Safety	15,600,000	7,800,000	23,400,000		
64	<b>TOTAL PROPOSITION 301</b>	<b>46,497,154</b>	<b>166,880,500</b>	<b>213,377,654</b>	<b>1,011,315</b>	<b>354,381</b>
	<b>TOTAL STATE FUNDS</b>	<b>235,954,077</b>	<b>8,636,025,958</b>	<b>8,871,980,035</b>	<b>13,937,542</b>	<b>5,199,717</b>

**FINANCIAL SERVICES  
STATE FUNDS  
STATEMENT OF REVENUES AND EXPENDITURES  
JULY 1, 2022 - JUNE 30, 2023**

Professional and Outside Services	Travel In State	Travel Out State	Other Operating Expenses	Non Capital Equip	Cost Allocation & Indirect Costs	Capital Equip. & Software	Assistance to Educational Institutions	Total Expenditures	Year-End Balance	Account Balance
120,000			1,719,885					2,159,851	331,526	331,526
175,233								175,233	0	0
	9,306	100						42,272	0	0
31,400								32,000	341,933	341,933
20,262								20,262	0	0
242,414								242,414	0	0
<b>589,309</b>	<b>9,306</b>	<b>100</b>	<b>1,719,885</b>	<b>0</b>	<b>0</b>	<b>0</b>	<b>0</b>	<b>2,672,032</b>	<b>673,458</b>	<b>673,458</b>

11,678,008	7,558	16,869	149,927	52,038				13,129,386	5,338,327	5,338,327
							165,337,167	165,337,167	0	0
	579						158,871	167,786	267,841	267,841
96,825		3,846	17,003				52,256	302,304	5,434,843	5,434,843
							15,600,000	15,600,000	7,800,000	7,800,000
<b>11,774,833</b>	<b>8,137</b>	<b>20,715</b>	<b>166,931</b>		<b>0</b>	<b>0</b>	<b>181,148,293</b>	<b>194,536,643</b>	<b>18,841,011</b>	<b>18,841,011</b>
<b>36,347,304</b>	<b>49,563</b>	<b>38,386</b>	<b>7,891,350</b>	<b>345,829</b>	<b>47,823,190</b>	<b>0</b>	<b>8,407,505,802</b>	<b>8,519,190,721</b>	<b>352,789,314</b>	<b>352,789,314</b>

**FINANCIAL SERVICES  
FEDERAL - GRANTS IN AID  
STATEMENT OF GRANTS AND EXPENDITURES  
JULY 1, 2022 - JUNE 30, 2023**

	<b>FEDERAL FUNDS</b>	<b>CFDA #</b>	<b>Beginning Balance</b>	<b>Grants &amp; Projects Awarded</b>	<b>Refunds &amp; Misc. Revenue</b>	<b>Total Available</b>	<b>Personal Services</b>	<b>Employee Related</b>
<b>TITLE 1 - IMPROVING THE ACADEMIC ACHIEVEMENT OF THE DISADVANTAGED</b>								
1	Improving Basic Programs (I-A)	84.010	238,215,814	370,384,923		608,600,737	2,360,666	927,863
2	Education of Migratory Children (I-C)	84.011	13,257,302	10,244,523		23,501,825	405,014	129,707
3	Prev & Intrvn for Neg/Delinq/At-Risk Youth (I-D)	84.013	974,615	879,946		1,854,561	3,344	1,253
4	Migrant Education Coordination Program (I-C)	84.144	39,903	59,645		99,548		
5	School Improvement Grants (I-A)	84.377	8,594,078			8,594,078		
6	<b>TOTAL FOR TITLE I</b>		<b>261,081,713</b>	<b>381,569,037</b>	<b>0</b>	<b>642,650,750</b>	<b>2,769,025</b>	<b>1,058,823</b>
<b>TITLE II - PREPARING &amp; TRAINING HIGH QUALITY TEACHERS &amp; PRINCIPALS</b>								
7	Improving Teacher Quality (II-A)	84.367	46,037,872	47,295,028		93,332,900	1,181,125	464,493
8	Comprehensive Literacy State Development Pr	84.371	9,987,661			9,987,661	64,073	24,851
9	<b>TOTAL TITLE II</b>		<b>56,025,533</b>	<b>47,295,028</b>	<b>0</b>	<b>103,320,561</b>	<b>1,245,199</b>	<b>489,344</b>
<b>TITLE III - LANGUAGE INSTRUCTION FOR LIMITED ENGLISH PROFICIENT &amp; IMMIGRANT STUDENTS</b>								
10	English Language Acquisition (III-A)	84.365	14,112,768	14,766,928		28,879,696	288,487	100,016
11	<b>TOTAL TITLE III</b>		<b>14,112,768</b>	<b>14,766,928</b>	<b>0</b>	<b>28,879,696</b>	<b>288,487</b>	<b>100,016</b>
<b>TITLE IV - 21st CENTURY SCHOOLS</b>								
12	21st Century Community Learning Ctrs (IV-B)	84.287	29,263,276	27,669,596		56,932,872	869,391	326,133
13	Student Support and Academic Enrichment Pro	84.424	23,806,392	26,618,338		50,424,730	691,531.40	288,127
14	<b>TOTAL TITLE IV</b>		<b>53,069,667</b>	<b>54,287,934</b>	<b>0</b>	<b>107,357,601</b>	<b>1,560,923</b>	<b>614,260</b>
<b>TITLE V - PROMOTING INFORMED PARENTAL CHOICE &amp; INNOVATIVE PROGRAMS</b>								
15	Charter Schools Incentive Grant (V-B)	84.282	39,940,277			39,940,277	373,417	139,828
16	<b>TOTAL TITLE V</b>		<b>39,940,277</b>	<b>0</b>	<b>0</b>	<b>39,940,277</b>	<b>373,417</b>	<b>139,828</b>
<b>TITLE VI- FLEXIBILITY &amp; ACCOUNTABILITY</b>								
17	Rural Educ Initv: Rural & Low-Incme Schls (VI-	84.358	3,580,273	3,884,038		7,464,311	85,481	32,117
18	Grants for State Assessments (VI-A-1)	84.369	646,441	7,600,060		8,246,501	1,140,309	448,783
19	<b>TOTAL TITLE VI</b>		<b>4,226,714</b>	<b>11,484,098</b>	<b>0</b>	<b>15,710,812</b>	<b>1,225,790</b>	<b>480,900</b>
<b>TITLE X - PART C- MCKINNEY HOMELESS EDUCATION</b>								
20	Homeless Children & Youth	84.196	2,828,502	2,352,383		5,180,885	277,881	104,841
21	<b>TOTAL TITLE III</b>		<b>2,828,502</b>	<b>2,352,383</b>	<b>0</b>	<b>5,180,885</b>	<b>277,881</b>	<b>104,841</b>
<b>VOCATIONAL &amp; ADULT EDUCATION</b>								
22	Adult Education	84.002	17,057,369	15,918,012		32,975,381	867,899	371,063
23	Vocational Education Basic Grant	84.048	25,604,464	33,327,643		58,932,107	1,220,196	560,771
24	<b>TOTAL VOCATIONAL &amp; ADULT EDUCATION</b>		<b>42,661,833</b>	<b>49,245,655</b>	<b>0</b>	<b>91,907,488</b>	<b>2,088,095</b>	<b>931,834</b>
<b>SPECIAL EDUCATION AND REHABILITATION SERVICES</b>								
25	IDEA-Children With Disabilities	84.027	149,085,241	236,823,175		385,908,416	5,706,482	2,416,297
26	Navajo Preschool Special Education	84.027	43,338			43,338		
27	COVID-19 Special Education Preschool Grants	84.027	37,497,994			37,497,994		
28	Preschool Grant	84.173	7,308,104	5,776,827		13,084,931	409,964	175,236
29	COVID-19 Special Education Preschool Grants	84.173	2,601,095			2,601,095		
30	Special Education-Program Improvement	84.323	999,687			999,687		
31	<b>TOTAL SPECIAL EDUCATION</b>		<b>197,535,459</b>	<b>242,600,002</b>	<b>0</b>	<b>440,135,461</b>	<b>6,116,446</b>	<b>2,591,534</b>



**FINANCIAL SERVICES  
FEDERAL - GRANTS IN AID  
STATEMENT OF GRANTS AND EXPENDITURES  
JULY 1, 2022 - JUNE 30, 2023**

Professional & Outside Services	Travel In State	Travel Out of State	Food	Other Operating Expenses	Non Capital Equip	Cost Allocation & Indirect Costs	Capital Equip. & Software	Assistance Ed. Insts. & Individuals	Total Expenditures	Reverted Funds	Account Balance
267,156	46,019	5,462		718,172	41,116	929,871		354,608,033	359,904,357	3,451,359	245,245,022
141,109	13,715	178		133,196	3,070	95,825		11,264,664	12,186,479		11,315,346
144	39	12		892	26	938,699			944,408		910,153
64,500						3,634			68,134		31,414
				115,788				41,549	157,337	8,436,741	0
472,909	59,773	5,651	0	968,048	44,213	1,968,029	0	365,914,246	373,260,715	11,888,100	257,501,935
68,238	8,629	2,928		415,691	3,301	270,122		43,615,188	46,029,714		47,303,186
170,000	605	5,999		-6,830		20,401		4,131,593	4,410,692		5,576,970
238,238	9,234	8,926	0	408,861	3,301	290,523	0	47,746,781	50,440,406	0	52,880,155
7,933	2,165	656		49,800	1,465	93,872		13,784,600	14,328,994		14,550,702
7,933	2,165	656	0	49,800	1,465	93,872	0	13,784,600	14,328,994	0	14,550,702
131,733	24,852	7,775		554,851	8,068	227,506		22,415,647	24,565,956		32,366,915
148,686	4,969	7,660		103,325	3,027	156,647		24,791,300	26,195,273		24,229,457
280,419	29,821	15,435	0	658,176	11,095	384,153	0	47,206,946	50,761,229	0	56,596,372
35,000	12,750	14,070		71,749	4,865	64,674		7,048,383	7,764,737		32,175,540
35,000	12,750	14,070	0	71,749	4,865	64,674	0	7,048,383	7,764,737	0	32,175,540
3,788	988	305		22,333	651	33,345		3,254,003	3,433,010		4,031,301
2,454,495	3,160	5,438		978,783	12,274	1,256,510			6,299,752		1,946,749
2,458,283	4,148	5,742	0	1,001,116	12,925	1,289,855	0	3,254,003	9,732,762	0	5,978,050
12,428	3,343	1,001		72,604	1,861	100,466		1,859,009	2,433,433		2,747,452
12,428	3,343	1,001	0	72,604	1,861	100,466	0	1,859,009	2,433,433	0	2,747,452
731,675	14,313	18,810		214,312	17,712	255,706		13,209,239	15,700,729		17,274,652
285,507	79,774	36,398		955,963	7,775	515,858		27,795,197	31,457,439		27,474,669
1,017,182	94,087	55,209	0	1,170,275	25,487	771,563	0	41,004,436	47,158,168	0	44,749,320
4,254,949	179,800	51,158		3,400,806	73,437	2,660,646		207,953,726	226,697,300	0	159,211,116
								43,338	43,338		0
						19,803		21,966,938	21,986,741		15,511,253
139,126	8,163	8,314		496,645	1,490	146,793		3,871,348	5,257,081		7,827,850
								1,258,455	1,258,455		1,342,641
69,445				694		951		1,194	72,284	927,403	0
<b>4,463,520</b>	<b>187,963</b>	<b>59,472</b>	<b>0</b>	<b>3,898,144</b>	<b>74,928</b>	<b>2,828,193</b>	<b>0</b>	<b>235,094,999</b>	<b>255,315,198</b>	<b>927,403</b>	<b>183,892,860</b>

**FINANCIAL SERVICES**  
**FEDERAL - GRANTS IN AID**  
**STATEMENT OF GRANTS AND EXPENDITURES**  
**JULY 1, 2022 - JUNE 30, 2023**

			Grants &	Refunds				
	FEDERAL FUNDS	CFDA #	Beginning Balance	Projects Awarded	& Misc. Revenue	Total Available	Personal Services	Employee Related
<b>EDUCATION STABILIZATION FUND</b>								
32	GEER (ACCEL_ACAD, DYSLEXIA, KINDER_E	84.424C	13,542,687			13,542,687	210,183	65,200
33	ESSER Funds	84.425D	10,239,628			10,239,628	256,842	36,914
34	ESSER II Funds	84.425D	479,291,497			479,291,497	1,883,016	620,325
35	EANS CRRSA	84.425R	39,989,074			39,989,074	73,075	29,960
36	ESSER III FUNDS	84.425U	2,329,366,486			2,329,366,486	442,003	217,437
37	EANS2 ARP	84.425V	54,433,875			54,433,875		
38	ARP ESSER HCY	84.425W	16,547,758			16,547,758	22,367	3,157
39	<b>TOTAL EDUCATION STABLIZATION FUND</b>		<b>2,943,411,006</b>	<b>0</b>	<b>0</b>	<b>2,943,411,006</b>	<b>2,887,487</b>	<b>972,993</b>
<b>CHILD AND ADULT NUTRITION</b>								
40	School Breakfast	10.553	25,317,166	70,699,982		96,017,147		
41	School Lunch Program	10.555	79,144,164	290,691,652		369,835,816		
42	Special Milk	10.556	4,428	16,786		21,214		
43	Child and Adult Care Food Program	10.558	18,565,097	56,654,028		75,219,125		
44	CCFP-Agency Audits	10.558	283,606	1,088,880		1,372,486	212,244	83,450
45	Summer Food Program	10.559	2,499,483	5,391,952		7,891,435	97,584	46,894
46	State Administration	10.560	4,007,465	4,977,246		8,984,711	3,047,186	1,173,859
47	Team Nutrition Programs	10.574	117,533			117,533	9,375	3,350
48	Farm to School Grant Program	10.575	52,436			52,436	3,269	1,200
49	Child Nutrition School Food Equipment Grant	10.579	1,287,938			1,287,938		
50	Fresh Fruits & Vegetables	10.582	569,120	4,916,302		5,485,422		
51	Direct Certification Performance Award	10.589	55,996			55,996		
52	<b>TOTAL CHILD NUTRITION</b>		<b>131,904,433</b>	<b>434,436,827</b>	<b>0</b>	<b>566,341,260</b>	<b>3,369,658</b>	<b>1,308,753</b>
<b>OTHER FEDERAL FUNDS</b>								
53	Indian Education-Johnson - O'Malley Program	15.130	687,021	756,804		1,443,825	55,313	17,311
54	National Center for Family Learning	84.310	15,640			15,640	6,243	4,468
55	Substance Abuse and Mental Health Services	93.243	4,962,661			4,962,661	260,598	90,633
56	Head Start Program	93.600	341,843			341,843	29,024	6,281
57	DHHS Centers for Disease Control	93.981	992,297			992,297	133,948	43,617
58	Every Student Succeeds Act (ESSA)	93.434	14,000,000			14,000,000	12,375	3,842
59	CEEDAR	84.325	15,000			15,000		
60	Troops To Teachers USDOD	12.620	17,621			17,621	8,498	2,974
61	<b>TOTAL OTHER FEDERAL FUNDS</b>		<b>21,032,083</b>	<b>756,804</b>	<b>0</b>	<b>21,788,887</b>	<b>506,001</b>	<b>169,127</b>
<b>GRAND TOTAL FEDERAL FUNDS</b>								
			<b>3,767,829,990</b>	<b>1,238,794,696</b>	<b>0</b>	<b>5,006,624,686</b>	<b>22,708,408</b>	<b>8,962,253</b>
1	Interagency Service Agreements	2500	9,479,311			9,479,311	380,960	135,996
2	Internal Services (EDI K12 Account)	4209	13,769,741			13,769,741	1,423,996	500,172
3	Food Distribution Operations	4210	1,381,581			1,381,581	231,678	65,838
4	Production Revolving Fund	4211	1,633,894			1,633,894	273,344	147,090
5	Indirect Cost Allocation	9000	12,789,543			12,789,543	5,106,501	1,990,269
6	<b>TOTAL OTHER FUNDS</b>		<b>39,054,071</b>	<b>0</b>	<b>0</b>	<b>39,054,071</b>	<b>7,416,479</b>	<b>2,839,365</b>

**FINANCIAL SERVICES  
FEDERAL - GRANTS IN AID  
STATEMENT OF GRANTS AND EXPENDITURES  
JULY 1, 2022 - JUNE 30, 2023**

Professional & Outside Services	Travel In State	Travel Out of State	Food	Other Operating Expenses	Non Capital Equip	Cost Allocation & Indirect Costs	Capital Equip. & Software	Assistance Ed. Insts. & Individuals	Total Expenditures	Reverted Funds	Account Balance
6,269,118	951			1,342,268	9,562			5,571,329	13,468,612		74,075
3,498,623	171	506		39,795	166,786	278,298		5,961,693	10,239,628		0
11,441,935	9,384	9,929		708,452	109,492	-1,863,039		295,004,494	307,923,988		171,367,509
	65			6,810	1,532	15,754		18,658,064	18,785,260		21,203,814
55,931,650	3,252	2,857		54,618	4,586	590,522		666,289,183	723,536,107		1,605,830,379
								22,760,390	22,760,390		31,673,485
				723	519			2,561,688	2,588,453		13,959,305
<b>77,141,325</b>	<b>13,823</b>	<b>13,292</b>	<b>0</b>	<b>2,152,666</b>	<b>292,477</b>	<b>-978,465</b>	<b>0</b>	<b>1,016,806,841</b>	<b>1,099,302,439</b>	<b>0</b>	<b>1,844,108,566</b>
						240,632		93,538,120	93,778,752		2,238,395
						456,569		338,645,019	339,101,587		30,734,229
								19,615	19,615		1,599
								58,154,277	58,154,277		17,064,848
129,085	605	1,171		65,181		65,547			557,283		815,203
	329			24,917		16,115		2,397,088	2,582,926		5,308,509
57,885	61,390	17,380		1,805,932	22,743	974,712			7,161,087		1,823,624
1,000	400			10,315		3,131			27,571		89,962
21,069				759		3,840			30,137		22,299
								698,055	698,055		589,883
						0		2,906,209	2,906,209		2,579,213
				46,275		5,496			51,771		4,225
<b>209,038</b>	<b>62,725</b>	<b>18,551</b>	<b>0</b>	<b>1,953,380</b>	<b>22,743</b>	<b>1,766,039</b>	<b>0</b>	<b>496,358,382</b>	<b>505,069,270</b>	<b>0</b>	<b>61,271,990</b>
	29	1,819		4,131		9,263		599,156	687,021		756,804
				2,936		1,993			15,640		0
307,945	3,377	8,375		127,604	205	91,780		2,603,892	3,494,410		1,468,252
	203	5,931		18,395		7,982		87,117	154,933		186,910
158,598	776	3,482		37,689	5,908	120,954	1,501		506,474		485,823
	178	228		810	2,649				20,081		13,979,919
11,193				3,808					15,000		0
	1,838			2,746		1,565			17,621		0
477,735	6,401	19,835		198,119	8,762	233,536	1,501	3,290,165	4,911,181	0	16,877,706
<b>86,814,011</b>	<b>486,233</b>	<b>217,839</b>	<b>0</b>	<b>12,602,940</b>	<b>504,122</b>	<b>8,812,437</b>	<b>1,501</b>	<b>2,279,368,791</b>	<b>2,420,478,534</b>	<b>12,815,503</b>	<b>2,573,330,650</b>
2,722,247	564	3,449		179,148	2,882	183,138		1,362,388	4,970,772		4,508,539
7,041,844	7,702	14,788		2,753,731	18,059	178,582			11,938,873		1,830,868
	41	3,421	657	38,366					340,002		1,041,579
143				534,892	2,650				958,119		675,775
327,631	12,723	1,273		1,473,303	12,358	717,220			9,641,277		3,148,266
<b>10,091,864</b>	<b>21,031</b>	<b>22,932</b>	<b>657</b>	<b>4,979,439</b>	<b>35,948</b>	<b>1,078,940</b>	<b>0</b>	<b>1,362,388</b>	<b>27,849,043</b>	<b>0</b>	<b>11,205,028</b>

# Annual Financial Report of the County School Superintendents

	APACHE	COCHISE
<b>I. COUNTY SCHOOL OFFICE ADMINISTRATION</b>		
<b>A. County Funds Appropriated</b>	\$ 418,764	\$ 397,355
Expenditures:		
Salaries and Benefits	\$ 232,218	\$ 445,020
Supplies and Expenses	\$ 178,684	\$ 48,200
Capital Outlay	\$ 5,160	
Total Expenditures from County Funds for Administration	\$ 416,062	\$ 493,220
<b>Balance of County Funds Reverted June 30, 2023</b>	<b>\$ 2,702</b>	<b>\$ (95,865)</b>
<b>B. Indirect Cost</b>		
County School Office Admin Bal Fwd July 1, 2022	\$ 308,265	\$ 107,456
Federal Receipts for County Office Administration	\$ 20,864	
Total Funds Available for Indirect Cost	\$ 329,129	\$ 107,456
Expenditures:		
Salaries and Benefits	\$ 149,353	\$ 107,456
Supplies and Expenses		
Capital Outlay		
Total Expenditures from Indirect Cost	\$ 149,353	\$ 107,456
<b>Balance at June 30, 2023</b>	<b>\$ 179,775</b>	<b>\$ -</b>
<b>II. COUNTY SCHOOL FUND</b>		
Balance Forward July 1, 2022		\$ 12,319
Receipts (Pursuant to A.R.S. §15-1000)		\$ 4,856
Forest Reserve Funds		\$ 179,578
Other (Specify)		\$ 427
Transfers from Special County Reserve Fund		
Total Available		\$ 197,180
Total Expenditures		
Transfers Out		\$ 184,433
Total Expenditures and Transfers Out		\$ 184,433
<b>Balance at June 30, 2023</b>		<b>\$ 12,747</b>
<b>III. SPECIAL COUNTY SCHOOL RESERVE FUND OPERATIONS</b>		
Balance Forward July 1, 2022	\$ 957,338	\$ 270,400
Appropriation by Board of Supervisors (Pursuant to A.R.S. §15-1001)		\$ -
State Aid for Transportation		\$ -
District Service Program Fund (Pursuant to A.R.S. §15-365.A)	\$ 202,564	\$ 3,090
Small District Service Program Fund (Pursuant to A.R.S. §15-365)	\$ 69,065	\$ 142,370
County Jails Program		\$ 27,647
County Juvenile Detention Program		
Transfers In		\$ 2,203
Other (Specify)		
Total Available	\$ 1,228,968	\$ 445,710
Expenditures:		
Pupil Transportation (Pursuant to A.R.S. §15-1002)		
\$10 / Month per Pupil Payments (Pursuant to A.R.S. §15-826)		
Supp Paymnt: Maint 1 & 2 Room School Dist		
Small School Service Pgm (Pursuant to A.R.S. §15-1002.A.7)	\$ 23,053	\$ 42,744
County Jails Program	\$ 7,000	\$ 48,417
County Juvenile Detention Program		
Other (Specify)	\$ 202,564	
Total Expenditures	\$ 232,617	\$ 91,161
Transfers to Accomm Schools from Spec. Receipts		
Transfers to County School Fund		
Total Expenditures and Transfers	\$ 232,617	\$ 91,161
<b>Balance at June 30, 2023</b>	<b>\$ 996,350</b>	<b>\$ 354,549</b>

COCONINO	GILA	GRAHAM	GREENLEE	LA PAZ	MARICOPA
\$ 634,000	\$ 3,565,222	\$ 306,758	\$ 290,151	\$ 264,528	\$ 3,565,222
\$ 521,445	\$ 2,327,329	\$ 265,371	\$ 278,522	\$ 257,288	\$ 2,327,329
\$ 83,877	\$ 1,184,244	\$ 21,478	\$ 5,230	\$ 7,240	\$ 1,184,244
\$ -	\$ -	\$ -	\$ -	\$ -	\$ -
\$ 605,322	\$ 3,511,574	\$ 286,849	\$ 283,751	\$ 264,528	\$ 3,511,574
\$ 28,678	\$ 53,648	\$ 19,909	\$ 6,400	\$ -	\$ 53,648
\$ 406,924	\$ 1,780,883	\$ 51,434	\$ 40,466	\$ 254,328	\$ 1,780,883
\$ 56,169	\$ 1,862,315	\$ 22,763	\$ 27,708	\$ 23,166	\$ 1,862,315
\$ 463,093	\$ 3,643,198	\$ 74,197	\$ 68,174	\$ 277,494	\$ 3,643,198
\$ 61,211	\$ 754,488	\$ -	\$ -	\$ -	\$ 754,488
\$ 7,451	\$ 12,588	\$ 7,466	\$ 18,988	\$ 4,876	\$ 12,588
\$ -	\$ -	\$ -	\$ -	\$ -	\$ -
\$ 68,662	\$ 767,076	\$ 7,466	\$ 18,988	\$ 4,876	\$ 767,076
\$ 394,432	\$ 2,876,122	\$ 66,730	\$ 49,186	\$ 272,618	\$ 2,876,122
\$ 59,246	\$ -	\$ 15,483	\$ -	\$ -	\$ -
\$ -	\$ -	\$ 5,959	\$ -	\$ -	\$ -
\$ 45,000	\$ -	\$ -	\$ -	\$ -	\$ -
\$ -	\$ -	\$ -	\$ -	\$ -	\$ -
\$ -	\$ -	\$ -	\$ -	\$ -	\$ -
\$ 104,246	\$ -	\$ 21,442	\$ -	\$ -	\$ -
\$ 67,566	\$ -	\$ -	\$ -	\$ -	\$ -
\$ 67,566	\$ -	\$ -	\$ -	\$ -	\$ -
\$ 36,680	\$ -	\$ 21,442	\$ -	\$ -	\$ -
\$ 83,830	\$ 1,645,672	\$ 1,032,789	\$ -	\$ 336,251	\$ 1,645,672
\$ -	\$ -	\$ -	\$ 1,000	\$ -	\$ -
\$ 8,440	\$ -	\$ -	\$ -	\$ -	\$ 8,440
\$ 146,921	\$ -	\$ 86,874	\$ -	\$ -	\$ -
\$ 65,083	\$ 113,691	\$ 86,113	\$ 303,524	\$ 61,848	\$ 113,691
\$ -	\$ -	\$ 15,589	\$ 14,400	\$ 704	\$ -
\$ 278,825	\$ -	\$ -	\$ -	\$ 14,400	\$ 278,825
\$ -	\$ -	\$ -	\$ -	\$ -	\$ -
\$ 34,200	\$ -	\$ -	\$ -	\$ -	\$ -
\$ 330,034	\$ 2,046,629	\$ 1,221,366	\$ 318,924	\$ 413,203	\$ 2,046,629
\$ -	\$ 19,108	\$ -	\$ -	\$ -	\$ 19,108
\$ -	\$ -	\$ -	\$ -	\$ -	\$ -
\$ -	\$ -	\$ -	\$ -	\$ -	\$ -
\$ 234,966	\$ 115,795	\$ 15,086	\$ -	\$ 30,492	\$ 115,795
\$ -	\$ -	\$ 18,337	\$ -	\$ -	\$ -
\$ 34,246	\$ -	\$ 163,871	\$ -	\$ -	\$ -
\$ 269,213	\$ 134,903	\$ 197,294	\$ -	\$ 30,492	\$ 134,903
\$ -	\$ -	\$ -	\$ -	\$ -	\$ -
\$ -	\$ -	\$ -	\$ -	\$ -	\$ -
\$ 269,213	\$ 134,903	\$ 197,294	\$ -	\$ 30,492	\$ 134,903
\$ 60,822	\$ 1,911,726	\$ 1,024,071	\$ -	\$ 382,711	\$ 1,911,726

Annual Financial Report of the County School Superintendents

	MOHAVE	NAVAJO
<b>I. COUNTY SCHOOL OFFICE ADMINISTRATION</b>		
<b>A. County Funds Appropriated</b>	\$ 436,704	\$ 395,433
Expenditures:		
Salaries and Benefits	\$ 304,116	\$ 379,820
Supplies and Expenses	\$ 132,588	\$ 1,355
Capital Outlay		
Total Expenditures from County Funds for Administration	\$ 436,704	\$ 381,175
<b>Balance of County Funds Reverted June 30, 2023</b>		\$ 14,258
<b>B. Indirect Cost</b>		
County School Office Admin Bal Fwd July 1, 2022	\$ 98,626.00	\$ 156,622
Federal Receipts for County Office Administration		\$ 145,324
Total Funds Available for Indirect Cost	\$ 98,626	\$ 301,945
Expenditures:		
Salaries and Benefits	\$ 98,626	\$ 5,871
Supplies and Expenses		\$ 20,322
Capital Outlay		
Total Expenditures from Indirect Cost	\$ 98,626	\$ 26,194
<b>Balance at June 30, 2023</b>		\$ 275,752
<b>II. COUNTY SCHOOL FUND</b>		
Balance Forward July 1, 2022	\$ 374,819	\$ 115,478
Receipts (Pursuant to A.R.S. §15-1000)	\$ 126,387	\$ 45,462
Forest Reserve Funds	\$ 6,477	\$ -
Other (Specify)		\$ 1,152
Transfers from Special County Reserve Fund		\$ -
Total Available	\$ 507,683	\$ 162,092
Total Expenditures	\$ 92,830	\$ 77,365
Transfers Out	\$ 50,095	
Total Expenditures and Transfers Out	\$ 142,925	\$ 77,365
<b>Balance at June 30, 2023</b>	\$ 364,758	\$ 84,727
<b>III. SPECIAL COUNTY SCHOOL RESERVE FUND OPERATIONS</b>		
Balance Forward July 1, 2022		\$ 547,792
Appropriation by Board of Supervisors (Pursuant to A.R.S. §15-1001)		\$ -
State Aid for Transportation		\$ -
District Service Program Fund (Pursuant to A.R.S. §15-365.A)	\$ 60,586	\$ -
Small District Service Program Fund (Pursuant to A.R.S. §15-365)	\$ 43,618	\$ 46,044
County Jails Program	\$ 14,000	\$ 34,414
County Juvenile Detention Program	\$ 20,000	\$ -
Transfers In		\$ -
Other (Specify)		\$ 4,007
Total Available	\$ 138,204	\$ 632,257
Expenditures:		
Pupil Transportation (Pursuant to A.R.S. §15-1002)		\$ 212,342
\$10 / Month per Pupil Payments (Pursuant to A.R.S. §15-826)		\$ -
Supp Paymnt: Maint 1 & 2 Room School Dist		\$ -
Small School Service Pgm (Pursuant to A.R.S. §15-1002.A.7)		\$ 32,355
County Jails Program	\$ 14,000	\$ 23,189
County Juvenile Detention Program	\$ 20,000	\$ 3,286
Other (Specify)		\$ -
Total Expenditures	\$ 34,000	\$ 271,172
Transfers to Accom Schools from Spec. Receipts		\$ -
Transfers to County School Fund	\$ 104,204	\$ -
Total Expenditures and Transfers	\$ 138,204	\$ 271,172
<b>Balance at June 30, 2023</b>		\$ 361,084

	PIMA	PINAL	SANTA CRUZ	YAVAPAI	YUMA	STATEWIDE TOTAL
\$	2,676,468	\$ 1,046,900	\$ 483,288	\$ 988,160	\$ 404,174	\$ 15,873,127
\$	1,815,990	\$ 959,164	\$ 426,241	\$ 922,855	\$ 353,916	\$ 11,816,624
\$	695,594	\$ 1,787	\$ 57,049	\$ 45,527	\$ 33,371	\$ 3,680,468
	\$ -	\$ -	\$ -	\$ -	\$ -	\$ 5,160
\$	2,511,584	\$ 960,951	\$ 483,290	\$ 968,382	\$ 387,287	\$ 15,502,253
\$	164,884	\$ 85,949	\$ -	\$ 19,778	\$ 16,887	\$ 370,876
\$	81,102	\$ 482,345	\$ 4,896	\$ 347,309	\$ 615,751	\$ 6,517,289
\$	97,868	\$ 266,619	\$ 25,251	\$ 243,922	\$ 47,348	\$ 4,701,631
\$	178,970	\$ 748,963	\$ 30,147	\$ 591,231	\$ 663,099	\$ 11,218,920
\$	9,236	\$ -	\$ -	\$ -	\$ -	\$ 1,940,729
\$	66,483	\$ 201,378	\$ 27,017	\$ 456,842	\$ 42,978	\$ 878,977
	\$ -	\$ -	\$ -	\$ 3,944	\$ 4,747	\$ 8,691
\$	75,718	\$ 201,378	\$ 27,017	\$ 460,786	\$ 47,724	\$ 2,828,396
\$	103,252	\$ 547,585	\$ 3,130	\$ 130,445	\$ 615,375	\$ 8,390,523
\$	131	\$ 279,222	\$ 348,088	\$ -	\$ -	\$ 1,204,786
\$	4,435	\$ 860	\$ 337,119	\$ -	\$ -	\$ 525,078
\$	53,143	\$ 95,384	\$ -	\$ -	\$ -	\$ 379,582
	\$ 16,355	\$ -	\$ -	\$ -	\$ -	\$ 17,934
	\$ 112,886	\$ -	\$ -	\$ -	\$ -	\$ 112,886
\$	57,709	\$ 504,707	\$ 685,207	\$ -	\$ -	\$ 2,240,266
	\$ 97,888	\$ 347,038	\$ -	\$ -	\$ -	\$ 682,687
\$	57,578	\$ 95,384	\$ 7,500	\$ -	\$ -	\$ 394,990
\$	57,578	\$ 193,273	\$ 354,538	\$ -	\$ -	\$ 1,077,678
\$	131	\$ 311,434	\$ 330,669	\$ -	\$ -	\$ 1,162,588
\$	139,864	\$ 1,850,444	\$ 618,399	\$ 469,035	\$ 379,524	\$ 9,977,011
	\$ 3,733,949	\$ -	\$ -	\$ -	\$ -	\$ 3,734,949
\$	164,341	\$ -	\$ -	\$ -	\$ -	\$ 181,221
\$	417,293	\$ -	\$ -	\$ -	\$ -	\$ 917,328
\$	101,561	\$ 115,109	\$ 48,736	\$ 1,051,776	\$ 48,736	\$ 2,410,965
	\$ 130,800	\$ 23,332	\$ 21,141	\$ 33,450	\$ -	\$ 315,476
	\$ 415,903	\$ 107,177	\$ 313,443	\$ 284,642	\$ -	\$ 1,713,215
	\$ -	\$ -	\$ 32,928	\$ -	\$ -	\$ 35,131
	\$ 2,112,315	\$ -	\$ -	\$ -	\$ -	\$ 2,150,523
\$	823,059	\$ 8,358,520	\$ 797,644	\$ 1,888,323	\$ 746,352	\$ 21,435,822
\$	182,248	\$ -	\$ -	\$ -	\$ -	\$ 432,806
	\$ -	\$ -	\$ -	\$ -	\$ -	\$ -
	\$ -	\$ -	\$ -	\$ -	\$ -	\$ -
\$	219,692	\$ 259,968	\$ 27,345	\$ 1,109,573	\$ 48,736	\$ 2,275,601
	\$ 82,235	\$ 2,913	\$ 40,741	\$ 33,450	\$ -	\$ 270,281
	\$ 180,219	\$ 56,796	\$ 302,365	\$ 284,642	\$ -	\$ 847,308
	\$ 1,964,779	\$ -	\$ -	\$ -	\$ -	\$ 2,365,460
\$	401,939	\$ 2,487,200	\$ 87,054	\$ 1,452,679	\$ 366,828	\$ 6,191,455
	\$ 3,622,264	\$ -	\$ -	\$ -	\$ -	\$ 3,622,264
	\$ 112,885	\$ -	\$ -	\$ -	\$ -	\$ 217,089
\$	401,939	\$ 6,222,349	\$ 87,054	\$ 1,452,679	\$ 366,828	\$ 10,030,809
\$	421,120	\$ 2,136,171	\$ 710,590	\$ 435,644	\$ 379,525	\$ 11,086,089

## Institutional Voucher Payment Summary by Disability Category

Arizona State School for the Deaf and Blind (ASDB)

Special Educational Category	Daily Rate	Instructional Days	Calculated ADM	Total Paid
Autism	\$ 186.22	469	2.606	\$ 87,337.18
Hearing Impairment	\$ 153.93	112,993	627.739	\$ 17,393,464.46
Multiple Disabilities	\$ 186.22	12,164	67.578	\$ 2,265,180.08
Multiple Disabilities w/Severe Sensory Impairment	\$ 238.19	13,733	76.294	\$ 3,271,077.00
Orthopedic Impairment	\$ 207.05	1,468	8.156	\$ 303,942.06
Visual Impairment	\$ 154.86	30,688	170.489	\$ 4,752,405.06
<b>Grand Total</b>		<b>171,515</b>	<b>950.256</b>	<b>\$ 28,073,405.84</b>

## Residential Vouchers Payment Summary by Disability Category

Special Educational Category	Daily Rate	Instructional Days	Calculated ADM	Total Paid
Autism	\$ 194.16	891	4.950	\$ 173,000.57
Autism	\$ 191.25	454	2.522	\$ 86,825.82
Developmental Delay	\$ 54.73	31	0.172	\$ 1,696.52
Emotional Disabled	\$ 54.73	21,869	121.494	\$ 1,196,816.02
Emotional Disabled-Private	\$ 163.23	4,357	24.206	\$ 711,199.21
Emotional Disabled-Private	\$ 160.31	2,023	11.239	\$ 324,313.40
Mild Intellectual Disability	\$ 54.73	1,294	7.189	\$ 70,816.22
Non Special Education	\$ 54.73	50,296	279.422	\$ 2,752,529.07
Other Health Impairments	\$ 54.73	9,572	53.178	\$ 523,843.02
Specific Learning Disability	\$ 54.73	7,577	42.094	\$ 414,663.45
Speech/Language Impairment	\$ 54.73	390	2.167	\$ 21,343.37
<b>Grand Total</b>		<b>98,754</b>	<b>548.633</b>	<b>\$ 6,277,046.67</b>



ASDB Summary of Financial Data - FY2023  
Arizona School for the Deaf and Blind (ASDB)

Fund/Program	Beginning Fund Balance	Adjs to Beginning Fund Balance	Revenues	Expenditures	Ending Fund Balance
Special Education				\$ 36,360,321	
Pupil Transportation				\$ 5,431,960	
Maintenance and Operation Total	\$ 3,964,856	\$ -	\$ 41,750,030	\$ 41,792,282	\$ 3,922,605
Telecommunication Fund	\$ 561,041	\$ -	\$ -	\$ -	\$ 561,041
Federal Projects	\$ 1,386,913	\$ -	\$ 2,945,977	\$ 2,965,652	\$ 1,367,238
Non Federal Grants Funds	\$ 809,757	\$ -	\$ 463,351	\$ 727,463	\$ 545,645
Classroom Site Funds	\$ 4,871,553	\$ -	\$ 3,235,709	\$ 1,478,052	\$ 6,629,210
Instructional Improvement	\$ 1,825	\$ -	\$ -	\$ -	\$ 1,825
Interagency Service Agreement	\$ -	\$ -	\$ -	\$ -	\$ -
Governor's Emergency Education Relief Fund	\$ -	\$ -	\$ -	\$ -	\$ -
Trust Fund	\$ 224,312	\$ -	\$ -	\$ 84,956	\$ 139,356
Regional Cooperative Fund	\$ 8,705,555	\$ -	\$ 17,391,692	\$ 15,403,406	\$ 10,693,841
Enterprise Fund	\$ 315,167	\$ -	\$ 162,636	\$ 95,712	\$ 382,091

**Food Service Program Information**

**MEALS SERVED**

		Breakfasts	Lunches	A LA Carte and Snacks	Totals	Value of Donated Commodities	Food Services Expenditures Funds 001 and 610
<b>Apache</b>							
<b>Districts</b>							
010224000	Chinle Unified District	316,028	383,904	61,857	761,789	\$255,898	\$81,709
010306000	Concho Elementary District	13,413	22,703	1,005	37,121	\$0	\$3,829
010220000	Ganado Unified School District	83,320	166,392	2,427	252,139	\$0	\$24,844
010323000	Mcrary Elementary District	10,383	11,056	7,383	28,822	\$0	\$130,269
010210000	Round Valley Unified District	16,338	51,614	84,210	152,162	\$169,450	\$15,543
010218000	Sanders Unified District	53,368	84,829	3,292	141,489	\$0	\$20,000
010201000	St Johns Unified District	21,573	52,175	1,174	74,922	\$26,269	\$9,662
010309000	Vernon Elementary District	2	4	0	6	\$0	\$818
010208000	Window Rock Unified District	138,994	251,622	1,854	392,470	\$886	\$0
	<b>District Totals</b>	<b>653,419</b>	<b>1,024,299</b>	<b>163,202</b>	<b>1,840,920</b>	<b>\$452,502</b>	<b>\$286,673</b>
<b>Apache County Totals</b>		<b>653,419</b>	<b>1,024,299</b>	<b>163,202</b>	<b>1,840,920</b>	<b>\$452,502</b>	<b>\$286,673</b>

Food Service Program Information

MEALS SERVED

		Breakfasts	Lunches	A LA Carte and Snacks	Totals	Value of Donated Commodities	Food Services Expenditures Funds 001 and 610
<b>Cochise</b>							
<b>Districts</b>							
020453000	Ash Creek Elementary District	3,184	3,434	0	6,618	\$1,629	\$21,008
020209000	Benson Unified School District	34,337	100,575	6,726	141,638	\$220,256	\$21,239
020202000	Bisbee Unified District	20,363	39,527	0	59,890	\$9,467	\$30,990
020214000	Bowie Unified District	3,329	5,367	0	8,696	\$0	\$0
020326000	Cochise Elementary District	0	10,724	0	10,724	\$0	\$34,023
020227000	Douglas Unified District	128,145	401,306	40,083	569,534	\$198,233	\$90,966
020412000	Elfrida Elementary District	8,401	8,756	0	17,157	\$0	\$33,445
020100000	Fort Huachuca Accommodation District	0	67,574	14,881	82,455	\$0	\$75,964
020355000	McNeal Elementary District	6,397	6,727	0	13,124	\$2,737	\$16,061
020323000	Naco Elementary District	10,205	30,784	0	40,989	\$800	\$10,829
020349000	Palominas Elementary School District 49	29,086	74,598	1,006	104,690	\$8,893	\$17,047
020422000	Pearce Elementary District	15,738	14,531	0	30,269	\$0	\$1,455
020364000	Pomerene Elementary District	4,375	12,229	0	16,604	\$5,987	\$23,553
020218000	San Simon Unified District	9,218	10,495	0	19,713	\$224	\$71,959
020268000	Sierra Vista Unified District	102,922	342,764	180,267	625,953	\$87,372	\$41,522
020221000	St David Unified District	0	31,608	32,355	63,963	\$1,200	\$10,796
020201000	Tombstone Unified District	80,001	81,680	0	161,681	\$45,502	\$20,041
020522000	Valley Union High School District	1,540	2,757	0	4,297	\$0	\$17,149
020213000	Willcox Unified District	13,425	61,634	6,197	81,256	\$22,639	\$21,502
	<b>District Totals</b>	<b>470,666</b>	<b>1,307,070</b>	<b>281,515</b>	<b>2,059,251</b>	<b>\$604,939</b>	<b>\$559,548</b>
<b>Charter</b>							
028750000	Center for Academic Success, Inc.	121,999	182,016	63,850	367,865	\$57,663	\$29,439
028751000	Omega Alpha Academy	0	0	0	0	\$0	\$221,729
	<b>Charter Totals</b>	<b>121,999</b>	<b>182,016</b>	<b>63,850</b>	<b>367,865</b>	<b>\$57,663</b>	<b>\$251,168</b>
	<b>Cochise County Totals</b>	<b>592,665</b>	<b>1,489,086</b>	<b>345,365</b>	<b>2,427,116</b>	<b>\$662,602</b>	<b>\$810,716</b>

Food Service Program Information

MEALS SERVED

		Breakfasts	Lunches	A LA Carte and Snacks	Totals	Value of Donated Commodities	Food Services Expenditures Funds 001 and 610
<b>Coconino</b>							
<b>Districts</b>							
030201000	Flagstaff Unified District	229,135	567,389	89,131	885,655	\$0	\$106,670
030206000	Fredonia-Mocasin Unified District	6,595	9,438	0	16,033	\$0	\$67,549
030204000	Grand Canyon Unified District	12,426	21,469	0	33,895	\$1,277	\$72,718
030310000	Maine Consolidated School District	5,062	8,244	562	13,868	\$0	\$36,075
030208000	Page Unified School District #8	202,651	224,194	4,854	431,699	\$141,200	\$0
030215000	Tuba City Unified School District #15	93,257	215,169	20,587	329,013	\$108,464	\$52,206
030202000	Williams Unified District	18,604	36,704	0	55,308	\$0	\$26,577
	<b>District Totals</b>	<b>567,730</b>	<b>1,082,607</b>	<b>115,134</b>	<b>1,765,471</b>	<b>\$250,942</b>	<b>\$361,796</b>
<b>Charter</b>							
038753000	Painted Desert Demonstration Projects, Inc.	0	0	0	0	\$0	\$90,037
	<b>Charter Totals</b>	<b>0</b>	<b>0</b>	<b>0</b>	<b>0</b>	<b>\$0</b>	<b>\$90,037</b>
	<b>Coconino County Totals</b>	<b>567,730</b>	<b>1,082,607</b>	<b>115,134</b>	<b>1,765,471</b>	<b>\$250,942</b>	<b>\$451,833</b>

Food Service Program Information

MEALS SERVED

		Breakfasts	Lunches	A LA Carte and Snacks	Totals	Value of Donated Commodities	Food Services Expenditures Funds 001 and 610
<b>Gila</b>							
<b>Districts</b>							
040201000	Globe Unified District	69,291	119,051	13,193	201,535	\$62,167	\$44,437
040241000	Hayden-Winkelman Unified District	39,541	28,822	473	68,836	\$10,829	\$8,506
040240000	Miami Unified District	48,365	49,755	5,857	103,977	\$37,305	\$17,868
040210000	Payson Unified District	111,121	103,809	56,275	271,205	\$108,239	\$14,423
040312000	Pine Strawberry Elementary District	4,200	10,693	0	14,893	\$0	\$71,108
040220000	San Carlos Unified District	80,777	159,902	3,745	244,424	\$147,277	\$103,876
040333000	Tonto Basin Elementary District	7,516	10,793	0	18,309	\$8,973	\$102,712
040305000	Young Elementary District	3,654	3,686	0	7,340	\$4,155	\$32,702
	<b>District Totals</b>	<b>364,465</b>	<b>486,511</b>	<b>79,543</b>	<b>930,519</b>	<b>\$378,947</b>	<b>\$395,632</b>
<b>Charter</b>							
048701000	Destiny School, Inc.	11,162	23,345	3,459	37,966	\$7,295	\$51,995
	<b>Charter Totals</b>	<b>11,162</b>	<b>23,345</b>	<b>3,459</b>	<b>37,966</b>	<b>\$7,295</b>	<b>\$51,995</b>
<b>Gila County Totals</b>		<b>375,627</b>	<b>509,856</b>	<b>83,002</b>	<b>968,485</b>	<b>\$386,242</b>	<b>\$447,627</b>

Food Service Program Information

MEALS SERVED

		Breakfasts	Lunches	A LA Carte and Snacks	Totals	Value of Donated Commodities	Food Services Expenditures Funds 001 and 610
<b>Graham</b>							
<b>Districts</b>							
050316000	Bonita Elementary District	5,426	7,264	0	12,690	\$1,238	\$21,868
050207000	Fort Thomas Unified District	45,218	55,806	17,681	118,705	\$15,816	\$79,069
050206000	Pima Unified District	26,195	51,476	0	77,671	\$0	\$29,618
050201000	Safford Unified District	72,050	244,043	22,717	338,810	\$0	\$2,572
050305000	Solomon Elementary District	14,326	26,542	0	40,868	\$2,967	\$47,872
050204000	Thatcher Unified District	15,928	107,765	0	123,693	\$64,265	\$0
	<b>District Totals</b>	<b>179,143</b>	<b>492,896</b>	<b>40,398</b>	<b>712,437</b>	<b>\$84,286</b>	<b>\$180,998</b>
<b>Charter</b>							
058703000	Discovery Plus Academy	1,301	2,588	0	3,889	\$3,690	\$1,507
	<b>Charter Totals</b>	<b>1,301</b>	<b>2,588</b>	<b>0</b>	<b>3,889</b>	<b>\$3,690</b>	<b>\$1,507</b>
	<b>Graham County Totals</b>	<b>180,444</b>	<b>495,484</b>	<b>40,398</b>	<b>716,326</b>	<b>\$87,976</b>	<b>\$182,505</b>

Food Service Program Information

MEALS SERVED

		Breakfasts	Lunches	A LA Carte and Snacks	Totals	Value of Donated Commodities	Food Services Expenditures Funds 001 and 610
<b>Greenlee</b>							
<b>Districts</b>							
060202000	Duncan Unified District	22,796	36,301	0	59,097	\$14,327	\$12,053
060218000	Morenci Unified District	0	109,020	18,399	127,419	\$42,138	\$12,415
	<b>District Totals</b>	<b>22,796</b>	<b>145,321</b>	<b>18,399</b>	<b>186,516</b>	<b>\$56,465</b>	<b>\$24,468</b>
	<b>Greenlee County Totals</b>	<b>22,796</b>	<b>145,321</b>	<b>18,399</b>	<b>186,516</b>	<b>\$56,465</b>	<b>\$24,468</b>

Food Service Program Information

MEALS SERVED

		Breakfasts	Lunches	A LA Carte and Snacks	Totals	Value of Donated Commodities	Food Services Expenditures Funds 001 and 610
<b>La Paz</b>							
<b>Districts</b>							
150576000	Bicentennial Union High School District	7,416	13,153	1,732	22,301	\$0	\$50,819
150426000	Bouse Elementary District	6,554	6,597	0	13,151	\$0	\$29,771
150227000	Parker Unified School District	55,967	156,594	0	212,561	\$2,756	\$38,775
150404000	Quartzsite Elementary District	0	0	0	0	\$0	\$7,022
150430000	Salome Consolidated Elementary District	9,018	15,605	9,318	33,941	\$4,109	\$121,163
150419000	Wenden Elementary District	7,303	10,739	5,440	23,482	\$0	\$63,047
	<b>District Totals</b>	<b>86,258</b>	<b>202,688</b>	<b>16,490</b>	<b>305,436</b>	<b>\$6,865</b>	<b>\$310,597</b>
<b>La Paz County Totals</b>		<b>86,258</b>	<b>202,688</b>	<b>16,490</b>	<b>305,436</b>	<b>\$6,865</b>	<b>\$310,597</b>



Food Service Program Information

MEALS SERVED

	Breakfasts	Lunches	A LA Carte and Snacks	Totals	Value of Donated Commodities	Food Services Expenditures Funds 001 and 610
<b>Maricopa</b>						
<b>Districts</b>						
070516000	Agua Fria Union High School District	299,378	573,651	1,459,354	2,332,383	\$1,011 \$549,811
070363000	Aguila Elementary District	6,517	20,026	0	26,543	\$5,351 \$8,152
070468000	Alhambra Elementary District	849,757	1,517,722	65,935	2,433,414	\$622,485 \$355,060
070447000	Arlington Elementary District	29,287	31,499	0	60,786	\$198,233 \$21,461
070444000	Avondale Elementary District	397,557	774,435	77,332	1,249,324	\$341,373 \$204,544
070431000	Balsz Elementary District	338,548	337,426	27,382	703,356	\$171,797 \$58,770
070433000	Buckeye Elementary District	180,876	652,606	124,417	957,899	\$566,662 \$458,473
070501000	Buckeye Union High School District	150,279	338,516	152,422	641,217	\$140,362 \$132,704
070483000	Cartwright Elementary District	1,194,373	1,880,266	167,771	3,242,410	\$737,712 \$483,496
070293000	Cave Creek Unified District	57,841	284,749	72,447	415,037	\$198,233 \$111,792
070280000	Chandler Unified District #80	782,529	3,219,497	3,788,016	7,790,042	\$0 \$645,565
070414000	Creighton Elementary District	538,437	754,961	26,832	1,320,230	\$52,040 \$121,818
070297000	Deer Valley Unified District	761,416	2,506,714	358,045	3,626,175	\$0 \$646,903
070289000	Dysart Unified District	761,796	1,813,630	235,129	2,810,555	\$951,354 \$250,029
070298000	Fountain Hills Unified District	10,250	57,413	0	67,663	\$0 \$0
070445000	Fowler Elementary District	448,758	462,741	49,073	960,572	\$0 \$78,392
070224000	Gila Bend Unified District	59,265	60,030	0	119,295	\$1,216 \$6,200
070241000	Gilbert Unified District	498,875	2,260,863	316,596	3,076,334	\$973,234 \$317,546
070440000	Glendale Elementary District	716,265	1,274,944	13,030	2,004,239	\$686,568 \$277,710
070505000	Glendale Union High School District	255,161	993,561	107,480	1,356,202	\$390,278 \$272,798
070260000	Higley Unified School District	103,466	751,613	321,052	1,176,131	\$0 \$111,279
070405000	Isaac Elementary District	647,996	737,789	348	1,386,133	\$6,542 \$545
070428000	Kyrene Elementary District	227,614	1,055,211	107,852	1,390,677	\$169,825 \$244,057
070459000	Laveen Elementary District	407,762	1,040,848	10,974	1,459,584	\$230,512 \$140,495
070425000	Liberty Elementary District	104,191	413,554	142,037	659,782	\$168,376 \$72,808
070479000	Litchfield Elementary District	241,076	914,627	42,308	1,198,011	\$492,014 \$130,384
070465000	Littleton Elementary District	755,185	788,943	53,072	1,597,200	\$52,884 \$211,830
070438000	Madison Elementary District	164,653	601,199	21,891	787,743	\$263,419 \$356,707
070199000	Maricopa County Regional School District	1,812	2,350	0	4,162	\$0 \$7,068
070204000	Mesa Unified District	2,385,364	5,353,755	412,539	8,151,658	\$2,984,905 \$847,638
070386000	Mobile Elementary District	5,128	5,002	0	10,130	\$0 \$19,413
070375000	Morristown Elementary District	11,411	25,101	2,920	39,432	\$9,058 \$3,440
070421000	Murphy Elementary District	179,581	230,390	0	409,971	\$0 \$38,111
070381000	Nadaburg Unified School District	71,079	100,458	40,913	212,450	\$8,976 \$12,784
070408000	Osborn Elementary District	206,647	348,295	36,451	591,393	\$175,378 \$93,184
070449000	Palo Verde Elementary District	26,164	51,057	501	77,722	\$22,128 \$16,224
070394000	Paloma School District	12,975	17,472	0	30,447	\$4,232 \$29,150
070269000	Paradise Valley Unified District	452,593	1,616,298	83,848	2,152,739	\$273,727 \$272,873
070492000	Pendergast Elementary District	927,224	1,066,225	135,957	2,129,406	\$0 \$0
070211000	Peoria Unified School District	791,085	3,098,995	168,349	4,058,429	\$1,736,290 \$547,112
070401000	Phoenix Elementary District	579,200	861,145	63	1,440,408	\$289,366 \$155,000
070510000	Phoenix Union High School District	556,837	2,103,267	75,644	2,735,748	\$1,329,250 \$836,713
070295000	Queen Creek Unified District	142,948	1,022,398	209,218	1,374,564	\$411,090 \$1,125,170
070402000	Riverside Elementary District	123,092	125,713	31,295	280,100	\$73,450 \$21,016
070466000	Roosevelt Elementary District	627,845	1,110,963	8,324	1,747,132	\$134,751 \$143,791
070290000	Saddle Mountain Unified School District	290,910	328,454	42,158	661,522	\$72,133 \$62,824
070248000	Scottsdale Unified District	447,465	1,580,466	471,419	2,499,350	\$545,740 \$248,371
070371000	Sentinel Elementary District	6,236	6,126	0	12,362	\$4,853 \$82,329
070403000	Tempe School District	517,968	1,232,367	121,252	1,871,587	\$0 \$105,588

**Food Service Program Information**

**MEALS SERVED**

		Breakfasts	Lunches	A LA Carte and Snacks	Totals	Value of Donated Commodities	Food Services Expenditures Funds 001 and 610
<b>Maricopa</b>							
<b>Districts</b>							
070513000	Tempe Union High School District	83,555	288,214	361,427	733,196	\$114,202	\$260,430
070417000	Tolleson Elementary District	483,728	529,286	67,488	1,080,502	\$0	\$106,450
070514000	Tolleson Union High School District	223,283	852,674	293,091	1,369,048	\$343,955	\$150,000
070462000	Union Elementary District	170,479	267,708	0	438,187	\$0	\$34,471
070406000	Washington Elementary School District	2,267,948	2,871,599	251,325	5,390,872	\$1,441,523	\$729,302
070209000	Wickenburg Unified District	27,709	80,115	20,144	127,968	\$0	\$14,459
070407000	Wilson Elementary District	54,692	164,536	5,463	224,691	\$79,166	\$23,000
	<b>District Totals</b>	<b>22,664,066</b>	<b>51,459,463</b>	<b>10,580,582</b>	<b>84,704,111</b>	<b>\$17,475,654</b>	<b>\$12,255,236</b>

<b>Charter</b>							
078270000	Academy of Mathematics and Science, Inc.	34,680	133,973	22,995	191,648	\$0	\$0
078701000	Acclaim Charter School	8,990	89,472	0	98,462	\$0	(\$46)
078950000	American Charter Schools Foundation d.b.a. Crestvi	9,046	14,416	0	23,462	\$0	\$3,147
078947000	American Charter Schools Foundation d.b.a. Desert	4,901	7,774	0	12,675	\$2,058	\$0
078948000	American Charter Schools Foundation d.b.a. Estrell	1,877	5,987	0	7,864	\$0	\$1,163
078951000	American Charter Schools Foundation d.b.a. Peoria	11,013	17,078	0	28,091	\$4,107	\$0
078983000	American Charter Schools Foundation d.b.a. South P	20,633	27,491	0	48,124	\$0	\$46,752
078517000	American Charter Schools Foundation d.b.a. South R	5,144	22,300	0	27,444	\$0	\$0
078953000	American Charter Schools Foundation d.b.a. Sun Val	7,155	20,300	0	27,455	\$0	\$0
078956000	American Charter Schools Foundation d.b.a. West Ph	3,781	26,024	0	29,805	\$6,631	\$31,426
118722000	American Charter Schools Foundation dba Ridgeview	753	8,080	0	8,833	\$0	\$0
078725000	American Leadership Academy, Inc.	49,167	868,320	450,832	1,368,319	\$0	\$538,505
078226000	Arizona Autism Charter Schools, Inc.	37,924	48,476	21,806	108,206	\$0	\$155,877
078546000	ASU Preparatory Academy	19,681	49,691	280	69,652	\$34,643	\$69
078559000	ASU Preparatory Academy	4,154	10,430	8	14,592	\$0	\$0
078207000	ASU Preparatory Academy	2,205	15,250	17	17,472	\$9,206	\$0
078250000	ASU Preparatory Academy	6,899	26,557	157	33,613	\$16,398	(\$36)
078267000	ASU Preparatory Academy	3,474	5,599	0	9,073	\$0	\$0
078277000	ASU Preparatory Academy	2,957	13,656	57	16,670	\$7,942	\$0
078988000	Ball Charter Schools (Dobson)	9,426	48,312	9,334	67,072	\$0	\$0
078987000	Ball Charter Schools (Hearn)	7,154	26,655	0	33,809	\$173	\$0
078586000	Ball Charter Schools (Val Vista)	0	19,561	1,732	21,293	\$0	\$8,889
078282000	BASIS Charter Schools, Inc.	12,343	51,046	12,145	75,534	\$227,716	\$3,877
078564000	CAFA, Inc. dba Learning Foundation and Performing	12,350	31,125	0	43,475	\$0	\$118,840
098749000	CAFA, Inc. dba Learning Foundation Performing Arts	25,923	30,406	0	56,329	\$0	\$0
078909000	Calibre Academy	0	44,480	0	44,480	\$0	\$85,035
078524000	Career Success Schools	7,095	17,571	0	24,666	\$0	\$75,651
078218000	CASA Academy	10,481	11,218	0	21,699	\$0	\$0
078772000	Challenge School, Inc.	10,562	59,262	0	69,824	\$0	\$32,947
078549000	Choice Academies, Inc.	0	42,958	1,109	44,067	\$0	\$174,538
078995000	Cholla Academy	17,523	65,063	21,850	104,436	\$0	\$95,468
078530000	Concordia Charter School, Inc.	7,943	13,022	0	20,965	\$8,728	\$56,899
078994000	Cornerstone Charter School, Inc	8,037	13,980	0	22,017	\$2,353	\$41,573
078975000	Cortez Park Charter Middle School, Inc.	16,459	33,310	0	49,769	\$10,815	\$0
078544000	Daisy Education Corporation dba Paragon Science Ac	0	24,010	0	24,010	\$0	\$0
078577000	Daisy Education Corporation dba. Sonoran Science A	0	14,525	0	14,525	\$0	\$0
078621000	Desert Heights Charter Schools	9,623	35,243	0	44,866	\$0	\$162,560
078202000	EAGLE College Prep Harmony, LLC	9,934	19,143	0	29,077	\$0	\$2,178
078222000	EAGLE College Prep Maryvale, LLC	13,781	51,336	0	65,117	\$0	\$0

**Food Service Program Information**

**MEALS SERVED**

		Breakfasts	Lunches	A LA Carte and Snacks	Totals	Value of Donated Commodities	Food Services Expenditures Funds 001 and 610
<b>Maricopa</b>							
<b>Districts</b>							
078223000	EAGLE College Prep Mesa, LLC.	12,242	25,585	0	37,827	\$0	\$0
078541000	EAGLE South Mountain Charter, Inc.	20,688	50,046	0	70,734	\$0	\$0
078509000	East Mesa Charter Elementary School, Inc.	28,413	60,035	19,328	107,776	\$20,002	\$0
078573000	Edison Project	0	22,761	0	22,761	\$0	\$4,185
078991000	Edkey, Inc.	66	13,608	0	13,674	\$0	\$52,014
078742000	Edkey, Inc. - Pathfinder Academy	4,871	47,186	0	52,057	\$0	\$40,342
078740000	Edkey, Inc. - Redwood Academy	5,724	15,521	0	21,245	\$0	\$20,569
078705000	Edkey, Inc. - Sequoia Choice Schools	6,713	35,430	0	42,143	\$0	\$28,930
078246000	Edkey, Inc. - Sequoia Pathway Academy	21,634	59,330	0	80,964	\$0	\$18,899
078744000	Edkey, Inc. - Sequoia School for the Deaf and Hard	5,449	8,093	0	13,542	\$0	(\$4,830)
078917000	Edkey, Inc. - Sequoia Village School	13,907	41,640	0	55,547	\$0	\$112,296
078971000	Edkey, Inc. dba Arizona Conservatory for Arts and	2,045	12,144	0	14,189	\$0	\$6,680
078915000	Edkey, Inc. dba Sequoia Charter School	19,676	73,143	0	92,819	\$0	\$16,475
078401000	Empower College Prep	66,067	132,149	0	198,216	\$0	\$0
078711000	Espiritu Community Development Corp.	63,582	53,274	5,026	121,882	\$33,659	\$13,646
078103000	Espiritu Community Development Corp.	69,174	65,710	3,508	138,392	\$52,058	\$16,863
078275000	Espiritu Schools	10,837	10,926	0	21,763	\$5,257	\$2,754
078254000	Ethos Academy - A Challenge Foundation Academy	26,321	52,874	0	79,195	\$0	\$10,303
078901000	Excalibur Charter Schools, Inc.	45,500	41,500	0	87,000	\$1,023	\$0
078785000	Fit Kids, Inc. dba Champion Schools	137,383	172,329	0	309,712	\$0	\$30,000
078263000	Franklin Phonetic Primary School, Inc.	13,023	12,795	4,290	30,108	\$0	\$55,939
078611000	Friendly House, Inc.	41,208	51,520	11,676	104,404	\$0	\$100,402
078585000	George Gervin Youth Center, Inc.	33,046	28,833	0	61,879	\$0	\$0
078594000	Happy Valley East	0	37,037	0	37,037	\$0	\$0
078998000	Happy Valley School, Inc.	0	73,316	0	73,316	\$0	\$0
078244000	Highland Prep	6,394	45,017	0	51,411	\$0	\$15,900
078204000	Hirsch Academy A Challenge Foundation	11,660	26,105	0	37,765	\$0	\$14,925
078535000	Imagine Avondale Elementary, Inc.	27,208	62,424	2,299	91,931	\$0	\$827
078553000	Imagine Avondale Middle, Inc.	4,528	26,534	0	31,062	\$0	\$29,278
078520000	Imagine Charter Elementary at Desert West, Inc.	48,252	144,461	371	193,084	\$31,856	\$4,691
078536000	Imagine Coolidge Elementary, Inc.	88,347	103,326	3,169	194,842	\$0	\$16,130
078532000	Imagine Desert West Middle, Inc.	21,403	74,326	0	95,729	\$16,604	\$0
078521000	Imagine Middle at East Mesa, Inc.	2,440	9,631	30	12,101	\$4,439	\$5,333
078522000	Imagine Middle at Surprise, Inc.	4,335	12,502	2,988	19,825	\$0	\$4,316
078547000	Imagine Prep Coolidge, Inc.	20,251	69,459	1,014	90,724	\$0	\$6,440
078537000	Imagine Prep Superstition, Inc.	2,921	14,070	0	16,991	\$0	\$0
078538000	Imagine Prep Surprise, Inc.	2,366	10,996	1,217	14,579	\$0	\$3,469
078552000	Imagine Superstition Middle, Inc.	558	3,397	0	3,955	\$0	\$0
078210000	Incito Schools	3,147	11,321	34	14,502	\$0	\$0
078240000	Kaizen Education Foundation dba Advance U	9,077	13,936	0	23,013	\$0	\$0
078230000	Kaizen Education Foundation dba Discover U Element	12,561	14,621	0	27,182	\$2,253	\$2,538
078718000	Kaizen Education Foundation dba El Dorado High Sch	6,539	55,801	0	62,340	\$0	\$0
078570000	Kaizen Education Foundation dba Gilbert Arts Acade	6,539	55,801	0	62,340	\$0	\$21,426
078580000	Kaizen Education Foundation dba Havasu Preparatory	7,064	16,810	0	23,874	\$0	\$9,660
078571000	Kaizen Education Foundation dba Liberty Arts Acade	15,550	22,708	0	38,258	\$3,846	\$151
078949000	Kaizen Education Foundation dba Maya High School	29,126	32,694	0	61,820	\$6,506	\$38,632
078576000	Kaizen Education Foundation dba Mission Heights Pr	8,532	21,641	0	30,173	\$3,228	\$0
078999000	Kaizen Education Foundation dba South Pointe Eleme	42,928	44,894	0	87,822	\$0	\$0
078765000	Kaizen Education Foundation dba South Pointe Junio	17,716	20,144	0	37,860	\$0	\$35,026

**Food Service Program Information**

**MEALS SERVED**

		Breakfasts	Lunches	A LA Carte and Snacks	Totals	Value of Donated Commodities	Food Services Expenditures Funds 001 and 610
<b>Maricopa</b>							
<b>Districts</b>							
078952000	Kaizen Education Foundation dba Summit High School	2,620	11,315	0	13,935	\$0	\$0
078954000	Kaizen Education Foundation dba Tempe Accelerated	2,580	4,218	0	6,798	\$0	\$0
078567000	Kaizen Education Foundation dba Vista Grove Prepar	2,691	7,847	0	10,538	\$4,920	\$7,496
078946000	Kaizen Education Foundation dba Vista Grove Prepar	753	2,077	0	2,830	\$0	\$0
078968000	LEAD Charter Schools	6,813	33,922	0	40,735	\$0	\$6,913
078416000	Legacy Traditional School - Avondale	14,473	100,981	0	115,454	\$0	\$0
078417000	Legacy Traditional School - Chandler	7,066	58,506	0	65,572	\$0	\$0
078642000	Legacy Traditional School - Deer Valley	10,781	36,536	0	47,317	\$0	\$0
078413000	Legacy Traditional School - East Mesa	17,049	86,154	0	103,203	\$0	\$0
108603000	Legacy Traditional School - East Tucson	9,831	29,034	0	38,865	\$0	\$0
078229000	Legacy Traditional School - Gilbert	6,962	62,582	0	69,544	\$0	\$0
078408000	Legacy Traditional School - Glendale	16,745	97,266	0	114,011	\$0	\$0
078635000	Legacy Traditional School - Goodyear	12,347	49,973	0	62,320	\$0	\$0
078215000	Legacy Traditional School - Laveen Village	11,457	99,004	0	110,461	\$0	\$0
078636000	Legacy Traditional School - West Surprise	20,511	78,056	0	98,567	\$0	\$0
078647000	Maricopa County Community College District dba Gat	0	17,424	0	17,424	\$0	\$0
078592000	Maryvale Preparatory Academy	20,958	116,227	0	137,185	\$624	\$0
078743000	MCCCD on behalf of Phoenix College Preparatory Aca	3,254	11,588	0	14,842	\$0	\$23,087
078976000	Midtown Primary School	6,550	14,012	11,721	32,283	\$5,043	\$3,666
078556000	Morrison Education Group, Inc.	0	0	0	0	\$0	\$15,000
078640000	Morrison Education Group, Inc.	0	0	0	0	\$0	\$15,000
078771000	New Horizon School for the Performing Arts	11,945	22,980	0	34,925	\$0	\$0
078760000	New World Educational Center	11,137	21,651	0	32,788	\$4,109	\$87,488
078930000	Noah Webster Schools - Mesa	26,657	51,769	0	78,426	\$6,081	\$70,635
078261000	Noah Webster Schools-Pima	19,785	33,190	0	52,975	\$7,296	\$44,074
078907000	P.L.C. Charter Schools	70,121	111,860	6,410	188,391	\$28,206	\$70,950
078940000	Pan-American Elementary Charter	31,518	128,047	0	159,565	\$0	\$0
078912000	Paragon Management, Inc.	0	329,354	70,288	399,642	\$0	\$34,451
078792000	Pathfinder Charter School Foundation	56,256	68,252	16,848	141,356	\$0	\$0
078693000	Phoenix International Academy	23,173	26,104	0	49,277	\$0	\$0
078939000	Premier Charter High School	2,178	16,576	0	18,754	\$422	\$8,505
078560000	Research Based Education Corporation	12,825	14,125	0	26,950	\$600	\$49,492
078609000	Ridgeline Academy, Inc.	8,193	40,171	0	48,364	\$0	\$0
078508000	Rosefield Charter Elementary School, Inc.	15,610	36,737	272	52,619	\$8,113	\$2,156
078656000	Salt River Pima-Maricopa Community Schools	63,614	70,251	25,395	159,260	\$31,046	\$0
078624000	Scholars Academy Sunnyslope	17,405	27,216	0	44,621	\$0	\$8,617
078256000	Self Development Academy-Phoenix	14,853	44,868	0	59,721	\$0	\$0
078914000	Skyline Schools, Inc.	144,614	179,177	21,533	345,324	\$0	\$0
078228000	Southwest Leadership Academy	4,913	16,882	15,198	36,993	\$0	\$0
078634000	STEP UP Schools, Inc.	7,194	10,459	0	17,653	\$0	\$1,909
078924000	Success School	11,225	99,222	24,634	135,081	\$0	\$0
078237000	Synergy Public School, Inc.	22,961	86,381	16,115	125,457	\$0	\$0
078613000	The Boys & Girls Clubs of the Valley	4,551	18,142	0	22,693	\$246	\$55,748
078206000	The Paideia Academies, Inc	23,102	97,631	0	120,733	\$0	\$14,978
078411000	Think Through Academy	2,478	3,301	0	5,779	\$0	\$5,000
078410000	Victory Collegiate Academy Corporation	44,983	54,741	40,105	139,829	\$0	\$0
078224000	Vista College Preparatory, Inc.	62,018	159,658	0	221,676	\$0	\$0
078935000	West Gilbert Charter Elementary School, Inc.	0	0	0	0	\$0	\$209,097
078548000	West Valley Arts and Technology Academy, Inc.	8,390	23,262	1,750	33,402	\$0	\$85,112

**Food Service Program Information**

**MEALS SERVED**

		Breakfasts	Lunches	A LA Carte and Snacks	Totals	Value of Donated Commodities	Food Services Expenditures Funds 001 and 610
<b>Maricopa</b>							
<b>Districts</b>							
078221000	Western School of Science and Technology, Inc.	4,428	43,994	0	48,422	\$0	\$16,465
<b>Charter Totals</b>		<b>2,359,647</b>	<b>6,925,227</b>	<b>847,540</b>	<b>10,132,414</b>	<b>\$608,206</b>	<b>\$3,205,362</b>
<b>Maricopa County Totals</b>		<b>25,023,713</b>	<b>58,384,690</b>	<b>11,428,122</b>	<b>94,836,525</b>	<b>\$18,083,860</b>	<b>\$15,460,599</b>

Food Service Program Information

MEALS SERVED

		Breakfasts	Lunches	A LA Carte and Snacks	Totals	Value of Donated Commodities	Food Services Expenditures Funds 001 and 610
<b>Mohave</b>							
<b>Districts</b>							
080415000	Bullhead City School District	193,203	206,365	34,377	433,945	\$122,580	\$74,657
080214000	Colorado City Unified District	41,655	47,331	1,153	90,139	\$0	\$49,784
080502000	Colorado River Union High School District	20,793	85,425	1,568	107,786	\$11,223	\$643
080303000	Hackberry School District	3,410	6,379	0	9,789	\$1,638	\$54,295
080220000	Kingman Unified School District	171,208	199,875	13,168	384,251	\$6,043	\$0
080201000	Lake Havasu Unified District	83,878	324,650	48,203	456,731	\$286,339	\$60,600
080209000	Littlefield Unified District	18,597	39,527	0	58,124	\$0	\$5,125
080416000	Mohave Valley Elementary District	40,397	117,675	69	158,141	\$198,233	\$32,569
080306000	Owens School District No.6	2,326	2,249	0	4,575	\$0	\$43,508
080208000	Peach Springs Unified District	7,227	11,889	252	19,368	\$0	\$72,545
080412000	Topock Elementary District	15,566	15,189	330	31,085	\$0	\$0
080313000	Yucca Elementary District	3,286	4,313	0	7,599	\$6,253	\$32,414
	<b>District Totals</b>	<b>601,546</b>	<b>1,060,867</b>	<b>99,120</b>	<b>1,761,533</b>	<b>\$632,309</b>	<b>\$426,140</b>
<b>Charter</b>							
088758000	Mohave Accelerated Learning Center	8,931	70,308	54,056	133,295	\$0	\$324,803
088702000	Telesis Center for Learning, Inc.	6,117	23,934	4,876	34,927	\$0	\$27,052
	<b>Charter Totals</b>	<b>15,048</b>	<b>94,242</b>	<b>58,932</b>	<b>168,222</b>	<b>\$0</b>	<b>\$351,855</b>
	<b>Mohave County Totals</b>	<b>616,594</b>	<b>1,155,109</b>	<b>158,052</b>	<b>1,929,755</b>	<b>\$632,309</b>	<b>\$777,995</b>

Food Service Program Information

MEALS SERVED

		Breakfasts	Lunches	A LA Carte and Snacks	Totals	Value of Donated Commodities	Food Services Expenditures Funds 001 and 610
<b>Navajo</b>							
<b>Districts</b>							
090232000	Blue Ridge Unified School District No. 32	59,857	146,433	8,752	215,042	\$0	\$42,135
090225000	Cedar Unified District	9,284	14,191	4,504	27,979	\$0	\$0
090206000	Heber-Overgaard Unified District	10,956	28,070	246	39,272	\$0	\$10,502
090203000	Holbrook Unified District	111,296	183,974	23,806	319,076	\$198,233	\$44,597
090202000	Joseph City Unified District	42,645	26,347	705	69,697	\$45,417	\$23,597
090227000	Kayenta Unified School District #27	115,439	244,543	0	359,982	\$0	\$155,710
090204000	Pinon Unified District	81,525	132,991	4,372	218,888	\$93,783	\$150,628
090210000	Show Low Unified District	36,302	128,048	7,832	172,182	\$0	\$41,696
090205000	Snowflake Unified District	32,074	128,310	15,556	175,940	\$65,664	\$18,856
090220000	Whiteriver Unified District	144,118	280,845	15,495	440,458	\$116,254	\$10,477
090201000	Winslow Unified District	94,359	221,863	0	316,222	\$0	\$37,527
	<b>District Totals</b>	<b>737,855</b>	<b>1,535,615</b>	<b>81,268</b>	<b>2,354,738</b>	<b>\$519,350</b>	<b>\$535,726</b>
<b>Charter</b>							
098745000	Career Development, Inc.	8,357	8,979	0	17,336	\$0	\$28,351
098746000	Shonto Governing Board of Education, Inc.	23,644	34,153	0	57,797	\$25,866	\$2,225
	<b>Charter Totals</b>	<b>32,001</b>	<b>43,132</b>	<b>0</b>	<b>75,133</b>	<b>\$25,866</b>	<b>\$30,576</b>
	<b>Navajo County Totals</b>	<b>769,856</b>	<b>1,578,747</b>	<b>81,268</b>	<b>2,429,871</b>	<b>\$545,216</b>	<b>\$566,302</b>

Food Service Program Information

MEALS SERVED

	Breakfasts	Lunches	A LA Carte and Snacks	Totals	Value of Donated Commodities	Food Services Expenditures Funds 001 and 610
<b>Pima</b>						
<b>Districts</b>						
100215000	Ajo Unified District	18,777	48,032	0	66,809	\$0 \$8,763
100351000	Altar Valley Elementary District	94,232	89,195	14,135	197,562	\$18,130 \$14,173
100210000	Amphitheater Unified District	468,423	905,045	561,666	1,935,134	\$704,323 \$181,584
100240000	Baboquivari Unified School District #40	71,607	146,285	4,685	222,577	\$78,794 \$58,060
100216000	Catalina Foothills Unified District	29,922	254,549	124,707	409,178	\$187,086 \$34,424
100339000	Continental Elementary District	29,753	68,156	1,128	99,037	\$0 \$18,706
100208000	Flowing Wells Unified District	195,200	528,229	193,249	916,678	\$448,880 \$81,282
100206000	Marana Unified District	375,031	852,676	104,345	1,332,052	\$302,152 \$167,211
100811000	Pima County JTED	0	0	52,961	52,961	\$0 \$0
100230000	Sahuarita Unified District	137,451	552,476	59,472	749,399	\$240,488 \$90,918
100212000	Sunnyside Unified District	1,996,370	1,224,711	203,978	3,425,059	\$0 \$286,937
100213000	Tanque Verde Unified District	24,991	126,620	44,731	196,342	\$0 \$139,095
100201000	Tucson Unified District	932,617	3,702,685	82,672	4,717,974	\$1,387,122 \$596,816
100220000	Vail Unified District	196,619	845,838	87,222	1,129,679	\$254,241 \$242,155
	<b>District Totals</b>	<b>4,570,993</b>	<b>9,344,497</b>	<b>1,534,952</b>	<b>15,450,442</b>	<b>\$3,621,216 \$1,920,124</b>

<b>Charter</b>						
078242000	Academy of Mathematics and Science South, Inc.	214,274	806,610	136,999	1,157,883	\$0 \$0
108713000	Academy of Mathematics and Science, Inc.	16,588	82,382	925	99,895	\$0 \$0
108665000	Academy of Tucson, Inc.	1,365	30,902	0	32,267	\$0 \$0
108794000	American Charter Schools Foundation d.b.a. Alta Vi	4,111	29,232	0	33,343	\$11,576 \$23,641
108785000	Aprender Tucson	7,779	35,248	8,508	51,535	\$0 \$3,000
108720000	CITY Center for Collaborative Learning	5,219	17,769	0	22,988	\$0 \$54,534
108505000	CPLC Community Schools dba Hiaki High School	6,142	7,106	0	13,248	\$0 \$0
108793000	CPLC Community Schools dba Toltecalli High School	7,760	9,091	0	16,851	\$0 \$0
108666000	Daisy Education Corporation dba Sonoran Science Ac	0	55,549	0	55,549	\$0 \$0
108502000	Daisy Education Corporation dba Sonoran Science Ac	31,275	39,606	0	70,881	\$0 \$0
108503000	Daisy Education Corporation dba Sonoran Science Ac	0	24,671	0	24,671	\$0 \$0
108504000	Daisy Education Corporation dba. Sonoran Science A	0	10,821	0	10,821	\$0 \$0
108668000	Desert Sage School	1,800	3,600	0	5,400	\$0 \$47,179
108732000	Desert Sky Community School, Inc.	817	2,836	0	3,653	\$0 \$0
108506000	Ed Ahead	2,052	2,562	0	4,614	\$0 \$665
108717000	Educational Impact, Inc.	5,145	16,622	0	21,767	\$0 \$0
108789000	Griffin Foundation, Inc. The	7,974	17,031	0	25,005	\$179 \$14
108726000	Ha:san Educational Services	699	940	0	1,639	\$0 \$46,136
108706000	Kaizen Education Foundation dba Skyview High Schoo	7,135	7,046	0	14,181	\$0 \$0
108798000	Math and Science Success Academy, Inc.	10,815	78,497	10,595	99,907	\$0 \$0
108707000	Nosotros, Inc	20,285	34,732	0	55,017	\$0 \$59,552
108507000	Pima Prevention Partnership	7,695	16,415	0	24,110	\$0 \$10,857
108799000	Pima Prevention Partnership dba Pima Partnership A	4,835	7,692	0	12,527	\$0 \$0
108711000	Pima Prevention Partnership dba Pima Partnership S	5,605	8,869	0	14,474	\$0 \$0
108744000	Portable Practical Educational Preparation, Inc. (	34,925	67,817	0	102,742	\$0 \$0
108778000	Presidio School	9,031	31,723	0	40,754	\$2,876 \$9,135
108719000	Satori, Inc.	0	0	0	0	\$0 \$13,164
108514000	Science Technology Engineering and Math Arizona	0	14,508	0	14,508	\$0 \$56,773
108779000	Southgate Academy, Inc.	46,679	53,395	10,092	110,166	\$0 \$0
108227000	StrengthBuilding Partners	1,980	3,712	0	5,692	\$0 \$0
108722000	The Charter Foundation, Inc.	18,809	39,876	0	58,685	\$0 \$26,209
108773000	Tucson Country Day School, Inc.	0	0	0	0	\$0 \$12,651



**Food Service Program Information**

**MEALS SERVED**

		Breakfasts	Lunches	A LA Carte and Snacks	Totals	Value of Donated Commodities	Food Services Expenditures Funds 001 and 610
<b>Pima</b>							
<b>Districts</b>							
108714000	Tucson International Academy, Inc.	24,645	60,642	0	85,287	\$0	\$140,074
<b>Charter Totals</b>		<b>505,439</b>	<b>1,617,502</b>	<b>167,119</b>	<b>2,290,060</b>	<b>\$14,631</b>	<b>\$503,584</b>
<b>Pima County Totals</b>		<b>5,076,432</b>	<b>10,961,999</b>	<b>1,702,071</b>	<b>17,740,502</b>	<b>\$3,635,848</b>	<b>\$2,423,708</b>

Food Service Program Information

MEALS SERVED

		Breakfasts	Lunches	A LA Carte and Snacks	Totals	Value of Donated Commodities	Food Services Expenditures Funds 001 and 610
<b>Pinal</b>							
<b>Districts</b>							
110243000	Apache Junction Unified District	206,835	278,198	30,916	515,949	\$6,165	\$35,000
110404000	Casa Grande Elementary District	247,457	670,163	49,885	967,505	\$48,744	\$6,617
110502000	Casa Grande Union High School District	42,080	89,934	81,276	213,290	\$0	\$57,810
110221000	Coolidge Unified District	192,456	268,987	3,669	465,112	\$0	\$73,064
110411000	Eloy Elementary District	50,508	97,182	46,336	194,026	\$0	\$84,579
110201000	Florence Unified School District	252,701	401,232	96,229	750,162	\$0	\$118,000
110244000	J O Combs Unified School District	77,186	344,035	30,597	451,818	\$198,233	\$12,469
110208000	Mammoth-San Manuel Unified District	0	633	0	633	\$39,738	\$20,643
110220000	Maricopa Unified School District	351,699	647,938	50,647	1,050,284	\$92,211	\$90,583
110100000	Mary C O'Brien Accommodation District	10,445	15,899	0	26,344	\$0	\$74,539
110302000	Oracle Elementary District	8,840	37,018	98	45,956	\$0	\$73,904
110433000	Picacho Elementary District	21,264	23,554	0	44,818	\$11,993	\$37,167
110203000	Ray Unified District	16,924	25,508	4,566	46,998	\$0	\$8,085
110405000	Red Rock Elementary District	32,897	41,720	0	74,617	\$8,344	\$25,935
110418000	Sacaton Elementary District	42,000	50,217	0	92,217	\$0	\$43,421
110540000	Santa Cruz Valley Union High School District	9,116	29,580	0	38,696	\$0	\$299,146
110424000	Stanfield Elementary District	43,058	62,909	4,954	110,921	\$34,381	\$2,008
110215000	Superior Unified School District	13,624	34,722	0	48,346	\$0	\$40,820
110422000	Toltec School District	137,284	137,933	0	275,217	\$39,907	\$11,694
	<b>District Totals</b>	<b>1,756,374</b>	<b>3,257,362</b>	<b>399,173</b>	<b>5,412,909</b>	<b>\$479,716</b>	<b>\$1,115,484</b>
<b>Charter</b>							
118720000	A+ Charter Schools	0	7,550	0	7,550	\$0	\$0
118703000	American Charter Schools Foundation d.b.a. Apache	8,738	6,716	0	15,454	\$0	\$5,962
118708000	Leading Edge Academy Maricopa	1,189	1,596	0	2,785	\$0	\$6,535
078101000	Leading Edge Academy Queen Creek	0	13,628	0	13,628	\$0	\$10,646
118718000	Legacy Traditional School - Casa Grande	23,280	106,816	0	130,096	\$0	\$0
118717000	The Grande Innovation Academy	0	38,405	0	38,405	\$0	\$55,102
	<b>Charter Totals</b>	<b>33,207</b>	<b>174,711</b>	<b>0</b>	<b>207,918</b>	<b>\$0</b>	<b>\$78,246</b>
	<b>Pinal County Totals</b>	<b>1,789,581</b>	<b>3,432,073</b>	<b>399,173</b>	<b>5,620,827</b>	<b>\$479,716</b>	<b>\$1,193,730</b>

Food Service Program Information

MEALS SERVED

		Breakfasts	Lunches	A LA Carte and Snacks	Totals	Value of Donated Commodities	Food Services Expenditures Funds 001 and 610
<b>Santa Cruz</b>							
<b>Districts</b>							
120201000	Nogales Unified District	462,090	631,475	67,599	1,161,164	\$202,275	\$190,177
120520000	Patagonia Union High School District	15,966	19,556	1,422	36,944	\$18,486	\$13,074
120328000	Santa Cruz Elementary District	14,097	19,247	0	33,344	\$4,795	\$12,159
120235000	Santa Cruz Valley Unified District	148,769	427,246	61,163	637,178	\$0	\$61,295
120425000	Sonoita Elementary District	7,059	15,641	0	22,700	\$4,593	\$63,912
	<b>District Totals</b>	<b>647,981</b>	<b>1,113,165</b>	<b>130,184</b>	<b>1,891,330</b>	<b>\$230,149</b>	<b>\$340,618</b>
<b>Charter</b>							
128704000	Kaizen Education Foundation dba Colegio Petite Pho	16,100	38,059	0	54,159	\$0	\$35,683
128703000	Mexicayotl Academy, Inc.	7,758	26,622	2,820	37,200	\$0	\$1,647
	<b>Charter Totals</b>	<b>23,858</b>	<b>64,681</b>	<b>2,820</b>	<b>91,359</b>	<b>\$0</b>	<b>\$37,330</b>
<b>Santa Cruz County Totals</b>		<b>671,839</b>	<b>1,177,846</b>	<b>133,004</b>	<b>1,982,689</b>	<b>\$230,149</b>	<b>\$377,948</b>

Food Service Program Information

MEALS SERVED

	Breakfasts	Lunches	A LA Carte and Snacks	Totals	Value of Donated Commodities	Food Services Expenditures Funds 001 and 610
<b>Yavapai</b>						
<b>Districts</b>						
130231000	Ash Fork Joint Unified District	13,516	31,569	0	45,085	\$0 \$53,364
130220000	Bagdad Unified District	7,338	17,136	10,142	34,616	\$0 \$225
130326000	Beaver Creek Elementary District	11,939	28,213	0	40,152	\$0 \$30,589
130228000	Camp Verde Unified District	24,135	80,502	55,060	159,697	\$198,233 \$875
130350000	Canon Elementary District	8,787	15,389	0	24,176	\$0 \$35,127
130251000	Chino Valley Unified District	217,571	235,593	128,783	581,947	\$0 \$137,782
130403000	Clarkdale-Jerome Elementary District	16,356	40,845	1,605	58,806	\$7,437 \$10,193
130317000	Congress Elementary District	7,774	8,567	3,055	19,396	\$11,487 \$21,367
130406000	Cottonwood-Oak Creek Elementary District	69,235	214,663	9,920	293,818	\$0 \$63,769
130222000	Humboldt Unified District	187,700	496,077	43,063	726,840	\$0 \$8,956
130323000	Kirkland Elementary District	8,765	8,924	3,967	21,656	\$2,618 \$29,288
130243000	Mayer Unified School District	31,270	61,249	10,512	103,031	\$10,735 \$11,187
130504000	Mingus Union High School District	8,932	32,192	0	41,124	\$198,233 \$91,337
130201000	Prescott Unified District	59,840	206,775	21,206	287,821	\$96,064 \$72,740
130209000	Sedona-Oak Creek JUSD #9	25,132	56,496	17,062	98,690	\$0 \$2,561
130240000	Seligman Unified District	12,660	19,542	9,031	41,233	\$6,162 \$29,989
130315000	Skull Valley Elementary District	0	4,947	0	4,947	\$3,349 \$47,259
130352000	Yarnell Elementary District	4,044	4,124	0	8,168	\$2,324 \$22,061
	<b>District Totals</b>	<b>714,994</b>	<b>1,562,803</b>	<b>313,406</b>	<b>2,591,203</b>	<b>\$536,642 \$668,669</b>
<b>Charter</b>						
138760000	Acorn Montessori Charter School	33,474	48,265	0	81,739	\$26,668 \$221,514
138754000	Edkey Inc. dba American Heritage Academy	9,096	27,157	0	36,253	\$0 \$85,586
138705000	Edkey, Inc. - Sequoia Ranch School	7,016	13,561	0	20,577	\$0 \$48,671
138751000	Franklin Phonetic Primary School, Inc.	38,309	32,517	8,430	79,256	\$0 \$140,629
078516000	Prescott Valley Charter School	27,503	44,587	0	72,090	\$0 \$55,481
	<b>Charter Totals</b>	<b>115,398</b>	<b>166,087</b>	<b>8,430</b>	<b>289,915</b>	<b>\$26,668 \$551,881</b>
	<b>Yavapai County Totals</b>	<b>830,392</b>	<b>1,728,890</b>	<b>321,836</b>	<b>2,881,118</b>	<b>\$563,310 \$1,220,551</b>

Food Service Program Information

MEALS SERVED

		Breakfasts	Lunches	A LA Carte and Snacks	Totals	Value of Donated Commodities	Food Services Expenditures Funds 001 and 610
<b>Yuma</b>							
<b>Districts</b>							
140550000	Antelope Union High School District	13,890	15,664	0	29,554	\$0	\$131,639
140413000	Crane Elementary District	502,995	1,121,974	22,178	1,647,147	\$348,929	\$579,490
140432000	Gadsden Elementary District	378,624	754,930	85,173	1,218,727	\$451,531	\$42,193
140416000	Hyder Elementary District	15,724	16,056	0	31,780	\$0	\$59,375
140417000	Mohawk Valley Elementary District	21,075	21,476	497	43,048	\$331	\$12,032
140411000	Somerton Elementary District	231,779	503,514	26	735,319	\$156,049	\$72,320
140424000	Wellton Elementary District	20,097	21,660	0	41,757	\$999	\$1,827
140401000	Yuma Elementary District	741,359	1,293,588	153,060	2,188,007	\$0	\$279,846
140570000	Yuma Union High School District	504,591	856,998	97,069	1,458,658	\$96,845	\$326,855
	<b>District Totals</b>	<b>2,430,134</b>	<b>4,605,860</b>	<b>358,003</b>	<b>7,393,997</b>	<b>\$1,054,683</b>	<b>\$1,505,577</b>
<b>Charter</b>							
148758000	Yuma Private Industry Council, Inc.	3,306	13,676	0	16,982	\$0	\$46,622
	<b>Charter Totals</b>	<b>3,306</b>	<b>13,676</b>	<b>0</b>	<b>16,982</b>	<b>\$0</b>	<b>\$46,622</b>
	<b>Yuma County Totals</b>	<b>2,433,440</b>	<b>4,619,536</b>	<b>358,003</b>	<b>7,410,979</b>	<b>\$1,054,683</b>	<b>\$1,552,199</b>
	<b>State Totals</b>	<b>39,690,786</b>	<b>87,988,231</b>	<b>15,363,519</b>	<b>143,042,536</b>	<b>\$ 27,128,684</b>	<b>\$ 26,087,449</b>

Finances by Fund	July 1, 2022 Balance	Revenues	Transfers	Expenditures		June 30, 2023 Balance
				Budget	Actual	
Maintenance & Operations (M&O)	\$1,125,494,865	\$7,307,314,998	(\$9,418,555)	\$8,085,474,146	\$7,042,031,218	\$1,381,360,090
Clstrm St-CSF & Ins Imp Funds- IIF	\$525,813,534	\$833,624,247	\$0	\$1,269,933,267	\$674,228,782	\$685,208,999
Unrestricted Capital Outlay	\$655,148,632	\$613,553,961	\$8,116,098	\$1,265,535,349	\$558,646,711	\$718,171,980
Emergency Deficiencies Correction	(\$124,200)	\$174,034	\$0	\$837,185	\$522,123	(\$472,289)
Building Renewal	(\$37,120,941)	\$166,671,428	\$16,101	\$359,976,510	\$196,660,234	(\$67,093,646)
New School Facilities	(\$9,586,482)	\$72,823,775	\$0	\$168,846,960	\$68,864,379	(\$5,627,086)
Adjacent Ways	\$80,652,912	\$46,780,909	(\$2)	\$98,867,783	\$32,378,592	\$95,055,226
Debt Service	\$256,550,416	\$873,855,729	(\$10,727,217)	\$813,633,860	\$796,498,252	\$323,180,677
School Plant	\$119,490,385	\$14,177,909	\$14,249,365	\$111,884,495	\$36,839,651	\$111,078,008
Federal Projects	\$276,851,079	\$2,005,236,232	(\$94,269,815)	\$3,273,409,568	\$1,933,352,251	\$254,465,245
State Projects	\$94,286,866	\$134,001,808	(\$110,850)	\$168,226,373	\$114,040,192	\$114,137,631
Food Service	\$272,522,798	\$479,693,602	(\$29,071,072)	\$567,684,336	\$469,652,874	\$253,492,454
Other	\$813,707,102	\$607,237,233	\$131,631,490	\$965,414,976	\$631,950,591	\$920,621,423
Bond Building	\$1,103,909,065	\$313,613	\$699,976,759	\$1,262,623,480	\$735,066,031	\$1,069,133,406
Deduction for Bond Principal	\$0	\$0	\$0	\$0	(\$586,653,593)	\$586,653,593
<b>Total</b>	<b>\$5,277,596,029</b>	<b>\$13,155,459,478</b>	<b>\$710,392,302</b>	<b>\$18,412,348,288</b>	<b>\$12,704,078,289</b>	<b>\$6,439,365,709</b>
Fiduciary & Internal Service Funds	\$349,698,460	\$397,410,067	(\$5,648,257)	\$490,305,950	\$349,964,170	\$391,496,101

Revenues Received by Source	Local	County	State	Federal	Total Revenue
Maintenance & Operations (M&O)	\$2,906,337,103	\$11,806,172	\$4,389,186,889	\$4,929	\$7,307,335,094
Unrestricted Capital Outlay	\$271,296,147	\$955,099	\$341,302,714	\$0	\$613,553,960
Classroom Site & Ins Improv Funds-CSF & IIF	\$9,955,255	\$0	\$822,253,952	\$0	\$833,624,247
School Facilities	\$0	\$0	\$239,669,237	\$0	\$239,669,237
Adjacent Ways	\$46,780,908	\$0	\$0	\$0	\$46,780,908
Debt Service	\$871,470,241	\$0	\$0	\$2,386,438	\$873,856,679
Other: See Definitions for Description	\$597,447,652	\$0	\$137,112,421	\$2,421,458,943	\$3,156,019,016
<b>Total By Source</b>	<b>\$4,703,287,306</b>	<b>\$12,761,271</b>	<b>\$5,929,525,213</b>	<b>\$2,423,850,310</b>	<b>\$13,069,424,101</b>
<b>Percentage of Total Revenues</b>	<b>35.99 %</b>	<b>0.10 %</b>	<b>45.37 %</b>	<b>18.55 %</b>	<b>100%</b>

Special Education Expenditures	Budget	Actual
Total All Disability Classifications	\$1,212,943,455	\$1,109,783,670
Gifted Education	\$57,095,286	\$54,718,096
ELL Program (Incr. & Comp. Instr)	\$0	\$0
Remedial Education	\$872,030	\$1,068,042
VoTech Education (Non-CTED)	\$21,951,349	\$20,043,731
Career Education	\$534,054	\$963,522
Career Technical Education (CTED)	\$222,297,442	\$167,445,534
<b>Total</b>	<b>\$1,558,266,505</b>	<b>\$1,392,380,218</b>

Capital Assets as of 6/30/2023	
Bonds Outstanding	\$5,547,149,025
Land & Improvements	\$3,069,804,422
Building & Improvements	\$20,455,805,018
Furniture, Equip, Vehicles	\$2,136,010,558
Construction in Progress	\$908,799,665

Gifted Program Duplicated Counts															
KG	1	2	3	4	5	6	7	8	K-8	9	10	11	12	9-12	K-12
1,180	2,369	3,873	5,332	5,395	6,002	6,449	6,522	6,042	0	6,316	7,161	8,086	7,369	0	72,096

Avg Daily Membership	Total Resident	Attending Resident	Other Attending	Total Attending
20-21 Elem	548,671.2850	547,399.3340	3,067.3380	550,466.6720
20-21 HS	310,406.3060	307,457.1830	8,538.1990	315,995.3820
<b>20-21 Total</b>	<b>859,077.5910</b>	<b>854,856.5170</b>	<b>11,605.5370</b>	<b>866,462.0540</b>
21-22 Elem	554,261.0410	552,977.2860	4,362.3600	557,339.6460
21-22 HS	323,454.7190	320,578.5370	10,111.1090	330,689.6460
<b>21-22 Total</b>	<b>877,715.7600</b>	<b>873,555.8230</b>	<b>14,473.4690</b>	<b>888,029.2920</b>
22-23 Elem	549,534.3961	548,172.6997	4,722.2001	552,894.8998
22-23 HS	325,430.2923	322,862.3267	9,743.2011	332,605.5278
<b>22-23 Total</b>	<b>874,964.6884</b>	<b>871,035.0264</b>	<b>14,465.4012</b>	<b>885,500.4276</b>

Gifted Program Actual Expenditures		Tax Rates	Valuation
Primary	\$38,180,277	513.9761	\$167,656,008,904
K-8	\$14,176,182	176.8815	\$218,883,603,113
9-12		S.R.P and/or GPLET	\$3,078,786,084

Certified Staff	Certified FTE	Students Per Staff	Classified Staff	Classified FTE	Students Per Staff
Admin	3,495.90	256.32	Managers	3,454.10	259.42
Teachers	48,339.84	18.54	Teacher Aides	14,390.99	62.27
Others	6,315.10	141.89	Others	30,150.03	29.72
Subtotal	58,150.84	15.41	Subtotal	47,995.12	18.67
<b>Total FTE</b>	<b>106,145.96</b>	<b>106,145.96</b>	<b>Total Students Per Staff</b>	<b>8.44</b>	<b>8.44</b>

Teacher Salary	Prior FY	Current FY	Change	Change %
Year End FTE	51,496.49	51,676.98	180.49	0.35 %
Year End Salary	\$3,088,364,697	\$3,249,686,969	\$161,322,272	5.22 %
Average Salary	\$59,972	\$62,885	\$2,912	4.86 %

Superintendent's Salary		\$26,115,653	
Fall 2022 Enrollment	896,071	Number of Schools	1,610

Finances by Project	Revenue	Expenditures	
		Budget	Actual
General Projects	\$2,195,165,986	\$1,971,073,345	\$1,955,675,875
Federal Projects	\$354,137,750	\$271,305,583	\$305,632,427
State Projects	\$44,680,741	\$22,840,363	\$38,514,214
Classroom Site & Instruction Improvement Projects	\$212,567,666	\$175,234,489	\$204,282,123
<b>Schoolwide Project Total</b>	<b>\$2,806,553,612</b>	<b>\$2,500,399,836</b>	<b>\$2,504,096,392</b>

Revenues Received by Source	Local	Intermediate	State	Federal	Total Revenue
Schoolwide Project	\$199,912,831	\$1,346,561	\$2,198,967,409	\$406,326,813	\$2,806,553,612
Percentage of Total Revenues	7.12 %	0.05 %	78.35 %	14.48 %	100.00 %

Capital Acquisitions	
Land & Land Improvements	\$23,684,979
Site Improvements	\$3,856,268
Buildings and Building Improvement	\$142,241,567
Equipment	\$44,359,423
Construction in Progress	\$25,601,225

Special Education Expenditures	Budget	Actual
Total All Disability Classifications	\$141,604,863	\$146,864,501
Gifted Education	\$1,300,438	\$1,268,339
ELL Program (Incr. Costs & Comp)	\$102,637	\$56,211
Remedial Education	\$75,400	\$47,737
VoTech Education	\$11,134	\$5,934,537
Career Education	\$592	\$708
<b>Total</b>	<b>\$143,095,064</b>	<b>\$154,172,033</b>

Capital Assets as of 6/30/2023	
Land & Land Improvements	\$442,047,959
Site Improvements	\$25,829,205
Buildings & Building Improvement	\$2,372,441,172
Equipment	\$329,212,617
Construction in Progress	\$50,568,083

Gifted Program Actual Expenditures	
K-8	\$1,165,423
9-12	\$91,906

Gifted Program Duplicated Counts															
KG	1	2	3	4	5	6	7	8	K-8	9	10	11	12	9-12	K-12
65	262	322	407	356	421	380	302	254	2,769	125	69	57	34	285	3,054

Teacher Salary	Prior FY	Current FY	Change	Change %
Year End FTE	12,446.00	12,879.00	433.00	3.48 %
Year End Salary	\$588,576,174	\$654,333,137	\$65,756,963	11.17 %
Average Salary	\$47,290	\$50,806	\$3,516	7.43 %

Average Daily Membership	Total Attending
2020-2021 Elementary	147,830.0650
2020-2021 High School	59,138.2990
<b>2020-2021 Total</b>	<b>206,968.3640</b>
2021-2022 Elementary	159,443.0510
2021-2022 High School	60,064.1630
<b>2021-2022 Total</b>	<b>219,507.2140</b>
2022-2023 Elementary	161,021.8099
2022-2023 High School	63,315.4197
<b>2022-2023 Total</b>	<b>224,337.2296</b>

<b>Fall 2022 Enrollment</b>	232,396	<b>Number of Schools</b>	566
-----------------------------	---------	--------------------------	-----

## Current Expenditures and Per Pupil Expenditure Amounts - Definitions

Current expenditures by type of expenditure and total expenditures by fund for each school district and charter school were reported to the Arizona Department of Education on each district's or charter school's Annual Financial Report (AFR).

Please note that information on the Annual Financial Report (AFR) is not audited. The current expenditure figures and the expenditures by fund or project are reported separately on the AFR. Differences between current expenditures and total expenditures are due to differences in definition or differences in how various districts and charters account for expenditures.

The following pages present data on total and per pupil expenditures for school districts and for charters at the charter holder level. Two types of expenditures are listed: current expenditures by type of expenditure and total expenditures by fund or project.

### Summary of Current Expenditures by Type of District

This summary page lists the types of districts and charter schools. The table provides the attending Average Daily Membership (ADM)<sup>1</sup> for each, and lists the total dollars expended by type of expenditure. The per student amounts were calculated by dividing the reported expenditure figures by the resident attending ADM, plus other attending ADM for the district or charter school as reported to the Arizona Department of Education.

### Current Expenditures for District and Charter Schools (Sections I & II)

Expenditures by type are summarized for each district and charter from all funds or projects for elementary and secondary education to include, for example, Maintenance & Operations (M&O), Classroom Site Fund (CSF), Instructional Improvement Fund (IIF), and most federal and state projects. Excluded are expenditures for land and land improvements, buildings and building improvements, furniture, equipment, and vehicles. Also excluded are Internal Service Fund operations, Community School Fund operations, debt retirement, student activities, and nonpublic school programs (e.g., adult/continuing education, community college education, community services, and day care centers). Total reported expenditures, by category, are divided by total attending ADM. Current expenditures are reported under the following categories:

A. Classroom Instruction:

Regular and special education expenditures related to activities associated directly with the interaction between teachers and students, excluding classroom supplies.

B. Classroom Supplies:

All supply and textbook expenditures related to regular and special education classroom instruction, excluding library books.

C. Administration:

All expenditures pertaining to administering policy for the operation of the district or charter, the business operations of the district or charter, school level administration, and all other central support services.

---

<sup>1</sup> Resident ADM plus Other Attending ADM (all students residing in the district regardless of the student's district of attendance).



## Current Expenditures and Per Pupil Expenditure Amounts - Definitions

### D. Student Support Services:

Expenditures for services such as social work, guidance, health, psychological, speech pathology and audiology services designed to assess and improve the students' well-being and to supplement the teaching process.

### E. Other Support Services and Operations:

Expenditures for instructional staff support, media services, and non-instructional services, such as food services, plant and maintenance support, transportation, and community services operations.

## Expenditures by Fund for School Districts (Section III)

### A. Maintenance & Operation, CSF & IIF Expenditures

#### 1. Fund 001 – Maintenance & Operation (M&O)

Fund designated for administration, instruction, instruction support, and operations expenditures for regular education programs, special education programs, pupil transportation, desegregation, overrides, K3 reading program, and dropout prevention programs.

#### 2. Funds 010 - Classroom Site Fund Total (CSF)

Expenditures of Classroom Site Funds, which districts receive as approved by the voters in 2000 as part of Proposition 301. Expenditures are recorded directly in one base fund, for teacher base salary increases, performance-based teacher compensation increases, and other maintenance and operation purposes as detailed in A.R.S. §15-977.

#### 3. Fund 020 - Instructional Improvement Fund (IIF)

Expenditures of revenues generated by the Arizona Tribal-State Gaming Compacts, which districts receive as approved by the voters in 2002 with passage of Proposition 202. Pursuant to A.R.S. §15-979, these funds may be expended for teacher compensation increases and class size reduction; and, must be used for M&O purposes like dropout prevention programs and instructional improvement programs.

### B. Capital Expenditures

#### Fund 610 - Unrestricted Capital Outlay

Capital expenditures for transactions relating to the acquisition by purchase, lease-purchase, or lease as prescribed by A.R.S. §15-903(C). Expenditures include land, buildings, improvements to land and buildings, furniture and equipment, pupil and non-pupil transportation vehicles, and instructional aids, which would include library books.

## Current Expenditures and Per Pupil Expenditure Amounts - Definitions

### C. Facilities Expenditures

1. Fund 686 – Emergency Deficiencies Correction  
Capital expenditures from monies received from the School Facilities Board to correct emergency deficiencies, such as square footage and quality deficiencies. A.R.S. §15-2022
2. Fund 691 - Building Renewal Grant  
Accounts for building renewal grant monies that districts may request from the School Facilities Board. These monies may be used for major renovations and repairs to buildings, upgrading systems and areas that will maintain or extend buildings' useful lives, and infrastructure costs. These monies may not be used for new construction, remodeling interior space for aesthetic or preferential reasons, exterior beautification, demolition, routine preventative maintenance, or any project in a building, or part of a building, that is being leased to another entity. A.R.S. §15-2032
3. Fund 695 - New School Facilities  
Accounts for monies received from the School Facilities Board to be used for constructing new school facilities and purchasing land for new school sites as prescribed by A.R.S. §15-2041. Any surplus monies received from the School Facilities Board may be used only for capital purposes for the project up to 1 year after completion of the project. Any surplus monies remaining after 1 year must be returned to the School Facilities Board.
4. Fund 620 – Adjacent Ways  
Expenditures related to special assessments to finance the improvement of public ways adjacent to school property, in accordance with A.R.S. §15-995.
5. Funds 700 & 720 - Debt Service  
Payment of interest and principal on bonds (700) A.R.S. §15-1022, payment of impact aid revenue bond principal and interest payments (720) A.R.S. §15-2107.

### D. State & Federal Project Expenditures

1. Funds 100 through 399 – Federal Projects  
Expenditures from federally funded projects, such as Title I, Title IV, IDEA, E-Rate (A.R.S. §15-1261), and Impact Aid [(A.R.S. §15-905(R))].
2. Funds 400 through 499-State Projects  
Expenditures from state funded projects, such as Early Childhood Block Grant, Gifted (A.R.S. §15-779.03), and Results-Based Funding (A.R.S. §15-249.08).

### E. Other Expenditures

1. Fund 510 - Food Service  
Expenditures for purpose of preparing and serving of meals and snacks related with school functions. A.R.S. §15-1154

## Current Expenditures and Per Pupil Expenditure Amounts - Definitions

2. Fund 500 - School Plant  
Expenditures made for maintenance and operation purposes, or certain capital items, with proceeds from the sale, lease, or condemnation of school property and used as specified in A.R.S. §15-1102.
3. Other Funds  
May include expenditures from miscellaneous funds, such as Auxiliary Operations, Gifts and Donations, Extracurricular Activities Fees Tax Credit, Permanent Funds, and Enterprise Funds.

### Expenditures by Project for Charter Schools (Section IV)

Charter schools are not required to distinguish expenditures for capital from those expenditures made for maintenance and operation purposes. The Charter School Annual Financial Report (AFR) presents condensed financial activity of the charter school for comparison purposes and must agree with the charter school's accounting records.

#### A. General Projects (Schoolwide Project)

Project 1000 - Includes all regular education and special education expenditures for salaries, employee benefits, purchased professional and technical services, property services, student transportation, supplies, and other miscellaneous.

#### B. Classroom Site Project (CSP) & Instructional Improvement Project (IIP)

##### 1. Project 1010 – CSP

Expenditures of Classroom Site Project monies, which charters receive as approved by the voters in 2000 as part of Proposition 301. Expenditures are recorded directly in one base fund, for teacher base salary increases, performance-based teacher compensation increases, and other maintenance and operation purposes as detailed in A.R.S. §15-977.

##### 2. Project 1020 – IIP

Expenditures of revenues generated by the Arizona Tribal-State Gaming Compacts, which charters receive as approved by the voters in 2002 with passage of Proposition 202. Pursuant to A.R.S. §15-979, these funds may be expended for teacher compensation increases and class size reduction, and must be used for M&O purposes, such as dropout prevention programs and instructional improvement programs.

#### C. State & Federal Projects

##### 1. Projects 1100 through 1399 – Federal Projects

Expenditures from federally funded projects, such as Title I, Title IV, and IDEA.

##### 2. Projects 1400 through 1499 – State Projects

Expenditures from state funded projects, such as Vocational Education, Early Childhood Block Grant, Gifted Education (A.R.S. §15-779.03), and Charter School Stimulus Fund (A.R.S. §15-188).

**Summary of Current Expenditures by Type of District**

District Type	Classroom Instruction	Classroom Supplies	Administration	Student Support Services	Other Support Services and Operations	Total Current Expenditures
Accommodation District (Based on attending ADM of 1,867.7238)	\$17,840,443	\$537,809	\$6,522,546	\$3,464,820	\$6,359,720	\$34,725,338
Per Student Amounts:	\$9,552	\$288	\$3,492	\$1,855	\$3,405	\$18,592
Common District Not Within H.S. District (Based on attending ADM of 6,519.3522)	\$50,300,055	\$2,812,783	\$16,665,528	\$5,899,331	\$29,064,881	\$104,742,577
Per Student Amounts:	\$7,715	\$431	\$2,556	\$905	\$4,458	\$16,066
Common District Within H.S. District (Based on attending ADM of 198,774.1603)	\$1,168,507,821	\$65,506,421	\$288,015,334	\$220,214,694	\$679,768,357	\$2,422,012,628
Per Student Amounts:	\$5,879	\$330	\$1,449	\$1,108	\$3,420	\$12,185
High School District (Based on attending ADM of 103,259.8721)	\$587,211,140	\$30,828,887	\$136,434,647	\$115,918,139	\$345,341,406	\$1,215,734,219
Per Student Amounts:	\$5,687	\$299	\$1,321	\$1,123	\$3,344	\$11,774
Joint Technological Education District (Based on attending ADM of 33,778.3502)	\$75,258,460	\$3,128,057	\$16,910,058	\$4,741,791	\$13,142,222	\$113,180,588
Per Student Amounts:	\$2,228	\$93	\$501	\$140	\$389	\$3,351
Unified District (Based on attending ADM of 541,300.9690)	\$3,373,139,712	\$167,261,121	\$664,082,206	\$604,767,471	\$1,703,043,487	\$6,509,923,083
Per Student Amounts:	\$6,232	\$309	\$1,227	\$1,117	\$3,146	\$12,026
Charter School (Based on attending ADM of 224,337.2296)	\$1,128,506,992	\$83,675,777	\$508,221,517	\$150,418,199	\$421,180,783	\$2,292,168,316
Per Student Amounts:	\$5,030	\$373	\$2,265	\$671	\$1,877	\$10,218

56 For each type of district or charter school, the table provides the attending average daily membership (ADM), the total of the current expenditure figures reported, and the calculated per student amounts. The total current expenditure amounts are from the 2023 Annual Financial Report (AFR) of the school district or charter school. The per student amounts were calculated by dividing the reported current expenditure figures of the district or charter by the total resident ADM, plus other attending ADM for the district or charter type, as reported to the Arizona Department of Education (ADE).

Current Expenditures for Districts		Classroom Instruction	Classroom Supplies	Administration	Student Support Services	Other Support Services	Total Current Expenditures
<b>Apache</b>							
Alpine Elementary District	010307000	\$735,735	\$43,247	\$223,273	\$39,456	\$234,985	\$1,276,696
Total ADM:	54,5222	\$13,494	\$793	\$4,095	\$724	\$4,310	\$23,416
Chinle Unified District	010224000	\$28,242,102	\$1,550,677	\$6,526,028	\$4,707,138	\$19,825,418	\$60,851,363
Total ADM:	3,051,0132	\$9,257	\$508	\$2,139	\$1,543	\$6,498	\$19,945
Concho Elementary District	010306000	\$1,655,129	\$44,805	\$469,473	\$200,024	\$545,121	\$2,914,552
Total ADM:	166,4322	\$9,945	\$269	\$2,821	\$1,202	\$3,275	\$17,512
Ganado Unified School District	010220000	\$7,449,392	\$264,572	\$2,519,430	\$1,276,330	\$6,409,250	\$17,918,974
Total ADM:	1,124,7940	\$6,623	\$235	\$2,240	\$1,135	\$5,698	\$15,931
Mcnary Elementary District	010323000	\$1,778,166	\$88,680	\$524,072	\$90,572	\$1,174,072	\$3,655,562
Total ADM:	121,6843	\$14,613	\$729	\$4,307	\$744	\$9,649	\$30,041
Red Mesa Unified District	010227000	\$4,240,414	\$220,348	\$2,666,767	\$1,184,420	\$4,782,585	\$13,094,534
Total ADM:	461,2865	\$9,193	\$478	\$5,781	\$2,568	\$10,368	\$28,387
Round Valley Unified District	010210000	\$7,805,204	\$1,062,986	\$1,652,896	\$1,235,752	\$4,026,516	\$15,783,354
Total ADM:	1,264,1796	\$6,174	\$841	\$1,307	\$978	\$3,185	\$12,485
Sanders Unified District	010218000	\$4,911,151	\$264,796	\$1,712,324	\$903,608	\$5,699,345	\$13,491,224
Total ADM:	594,4301	\$8,262	\$445	\$2,881	\$1,520	\$9,588	\$22,696
St Johns Unified District	010201000	\$5,141,260	\$238,005	\$1,402,713	\$822,036	\$3,125,541	\$10,729,555
Total ADM:	912,4639	\$5,634	\$261	\$1,537	\$901	\$3,425	\$11,759
Vernon Elementary District	010309000	\$1,155,781	\$219,715	\$434,670	\$94,899	\$733,767	\$2,638,832
Total ADM:	108,9369	\$10,610	\$2,017	\$3,990	\$871	\$6,736	\$24,223
Window Rock Unified District	010208000	\$11,685,280	\$1,306,813	\$4,996,933	\$2,386,795	\$11,855,230	\$32,231,051
Total ADM:	1,632,4899	\$7,158	\$801	\$3,061	\$1,462	\$7,262	\$19,743
<b>Apache</b>	Totals	\$74,799,614	\$5,304,644	\$23,128,579	\$12,941,030	\$58,411,830	\$174,585,697
Total ADM:	9,492,2328	\$7,880	\$559	\$2,437	\$1,363	\$6,154	\$18,392

Current Expenditures for Districts		Classroom Instruction	Classroom Supplies	Administration	Student Support Services	Other Support Services	Total Current Expenditures
<b>Cochise</b>							
Apache Elementary District	020342000	\$114,556	\$4,758	\$90,356	\$2,236	\$103,277	\$315,183
Total ADM:	11,4900	\$9,970	\$414	\$7,864	\$195	\$8,988	\$27,431
Ash Creek Elementary District	020453000	\$213,853	\$41,765	\$186,359	\$97,156	\$267,361	\$806,494
Total ADM:	27,9452	\$7,653	\$1,495	\$6,669	\$3,477	\$9,567	\$28,860
Benson Unified School District	020209000	\$7,324,128	\$248,618	\$1,604,138	\$1,400,680	\$4,097,629	\$14,675,193
Total ADM:	1,322,0433	\$5,540	\$188	\$1,213	\$1,059	\$3,099	\$11,100
Bisbee Unified District	020202000	\$3,914,836	\$251,296	\$1,276,242	\$346,606	\$2,375,199	\$8,164,179
Total ADM:	656,6176	\$5,962	\$383	\$1,944	\$528	\$3,617	\$12,434
Bowie Unified District	020214000	\$592,367	\$43,959	\$566,124	\$137,387	\$843,973	\$2,183,810
Total ADM:	62,2200	\$9,521	\$707	\$9,099	\$2,208	\$13,564	\$35,098
Cochise County Accommodation School District	020101000	\$63,420	\$1,079	\$2,159,852	\$711,942	\$110,774	\$3,047,067
Total ADM:	308,0806	\$206	\$4	\$7,011	\$2,311	\$360	\$9,890
Cochise Elementary District	020326000	\$1,006,211	\$15,769	\$260,060	\$1,530	\$489,811	\$1,773,381
Total ADM:	81,1772	\$12,395	\$194	\$3,204	\$19	\$6,034	\$21,846
Cochise Technology District	020801000	\$4,669,169	\$10,053	\$509,184	\$152,282	\$26,001	\$5,366,689
Total ADM:	1,063,2945	\$4,391	\$9	\$479	\$143	\$24	\$5,047
Double Adobe Elementary District	020345000	\$410,240	\$14,151	\$103,463	\$40,436	\$99,311	\$667,601
Total ADM:	30,0735	\$13,641	\$471	\$3,440	\$1,345	\$3,302	\$22,199
Douglas Unified District	020227000	\$23,186,206	\$1,605,459	\$5,547,512	\$3,440,231	\$10,865,045	\$44,644,453
Total ADM:	3,641,7708	\$6,367	\$441	\$1,523	\$945	\$2,983	\$12,259
Elfrida Elementary District	020412000	\$650,530	\$20,817	\$138,112	\$50,009	\$319,713	\$1,179,181
Total ADM:	98,5988	\$6,598	\$211	\$1,401	\$507	\$3,243	\$11,960
Fort Huachuca Accommodation District	020100000	\$6,881,025	\$281,370	\$1,679,250	\$1,194,320	\$2,912,331	\$12,948,296
Total ADM:	719,8792	\$9,559	\$391	\$2,333	\$1,659	\$4,046	\$17,987
McNeal Elementary District	020355000	\$503,787	\$45,051	\$144,363	\$65,169	\$302,984	\$1,061,354
Total ADM:	42,4517	\$11,867	\$1,061	\$3,401	\$1,535	\$7,137	\$25,001
Naco Elementary District	020323000	\$72,162	\$22,747	\$525,689	\$69,341	\$834,039	\$1,523,978
Total ADM:	260,1487	\$277	\$87	\$2,021	\$267	\$3,206	\$5,858
Palomares Elementary School District 49	020349000	\$4,709,361	\$246,061	\$1,337,657	\$537,496	\$3,391,307	\$10,221,882
Total ADM:	840,0372	\$5,606	\$293	\$1,592	\$640	\$4,037	\$12,168
Pearce Elementary District	020422000	\$853,071	\$27,182	\$290,189	\$47,215	\$496,319	\$1,713,976
Total ADM:	125,7881	\$6,782	\$216	\$2,307	\$375	\$3,946	\$13,626
Pomerene Elementary District	020364000	\$944,220	\$28,159	\$282,317	\$99,590	\$335,480	\$1,689,766
Total ADM:	98,7324	\$9,563	\$285	\$2,859	\$1,009	\$3,398	\$17,115
San Simon Unified District	020218000	\$955,216	\$47,379	\$358,369	\$230,908	\$698,924	\$2,290,796
Total ADM:	98,6913	\$9,679	\$480	\$3,631	\$2,340	\$7,082	\$23,212

Current Expenditures for Districts		Classroom Instruction	Classroom Supplies	Administration	Student Support Services	Other Support Services	Total Current Expenditures
<b>Cochise</b>							
Sierra Vista Unified District	020268000	\$21,881,029	\$2,836,618	\$6,640,687	\$4,564,333	\$14,679,190	\$50,601,857
Total ADM:	4,487,4924	\$4,876	\$632	\$1,480	\$1,017	\$3,271	\$11,276
St David Unified District	020221000	\$2,107,651	\$73,870	\$633,389	\$1,241,781	\$1,147,710	\$5,204,401
Total ADM:	401.8788	\$5,244	\$184	\$1,576	\$3,090	\$2,856	\$12,950
Tombstone Unified District	020201000	\$5,236,441	\$233,074	\$1,300,134	\$1,004,670	\$4,603,522	\$12,377,841
Total ADM:	844.1860	\$6,203	\$276	\$1,540	\$1,190	\$5,453	\$14,662
Valley Union High School District	020522000	\$1,014,233	\$73,246	\$477,824	\$87,844	\$612,264	\$2,265,411
Total ADM:	96.7215	\$10,486	\$757	\$4,940	\$908	\$6,330	\$23,422
Willcox Unified District	020213000	\$6,700,873	\$698,233	\$1,734,679	\$930,149	\$3,379,230	\$13,443,164
Total ADM:	1,038.8588	\$6,450	\$672	\$1,670	\$895	\$3,253	\$12,940
<b>Cochise</b>	Totals	\$94,004,585	\$6,870,714	\$27,845,949	\$16,453,311	\$52,991,394	\$198,165,953
Total ADM:	16,358.1756	\$5,747	\$420	\$1,702	\$1,006	\$3,239	\$12,114

Current Expenditures for Districts		Classroom Instruction	Classroom Supplies	Administration	Student Support Services	Other Support Services	Total Current Expenditures
<b>Coconino</b>							
Chevelon Butte School District	030305000	\$0	\$0	\$0	\$0	\$0	\$0
Total ADM:	0.0000	\$0	\$0	\$0	\$0	\$0	\$0
Coconino Association for Vocation Industry and Tec	030801000	\$2,262,949	\$15,753	\$340,005	\$128,806	\$20,253	\$2,767,766
Total ADM:	570.6380	\$3,966	\$28	\$596	\$226	\$35	\$4,850
Coconino County Accommodation School District	030199000	\$1,054,026	\$51,869	\$619,173	\$344,696	\$513,379	\$2,583,143
Total ADM:	123.4599	\$5,537	\$420	\$5,015	\$2,792	\$4,158	\$20,923
Flagstaff Unified District	030201000	\$48,951,106	\$1,580,637	\$11,299,765	\$10,123,464	\$33,865,196	\$105,820,168
Total ADM:	8,637.2949	\$5,667	\$183	\$1,308	\$1,172	\$3,921	\$12,252
Fredonia-Mocassin Unified District	030206000	\$1,462,165	\$71,255	\$485,284	\$172,822	\$601,770	\$2,793,296
Total ADM:	158.6948	\$9,214	\$449	\$3,058	\$1,089	\$3,792	\$17,602
Grand Canyon Unified District	030204000	\$2,432,436	\$296,852	\$1,079,547	\$362,630	\$1,875,486	\$6,046,951
Total ADM:	239.0710	\$10,175	\$1,242	\$4,516	\$1,517	\$7,845	\$25,294
Maine Consolidated School District	030310000	\$24,028	\$44,772	\$316,279	\$167,759	\$792,622	\$1,345,460
Total ADM:	123.7829	\$194	\$362	\$2,555	\$1,355	\$6,403	\$10,870
Page Unified School District #8	030208000	\$13,083,588	\$1,001,018	\$3,169,021	\$3,591,431	\$11,970,804	\$32,805,862
Total ADM:	2,321.2920	\$5,636	\$431	\$1,365	\$1,543	\$5,157	\$14,133
Tuba City Unified School District #15	030215000	\$9,871,515	\$829,856	\$3,226,633	\$2,091,328	\$9,185,509	\$25,204,841
Total ADM:	1,411.6888	\$6,993	\$588	\$2,286	\$1,481	\$6,507	\$17,854
Williams Unified District	030202000	\$5,006,883	\$453,152	\$1,908,773	\$537,427	\$3,723,661	\$9,258,982
Total ADM:	630.2423	\$7,944	\$719	\$3,029	\$853	\$5,908	\$14,691
<b>Coconino Totals</b>		\$84,148,696	\$4,345,164	\$22,444,480	\$17,510,363	\$62,548,680	\$188,626,469
Total ADM:	14,216.1646	\$5,919	\$306	\$1,579	\$1,232	\$4,400	\$13,268



Current Expenditures for Districts		Classroom Instruction	Classroom Supplies	Administration	Student Support Services	Other Support Services	Total Current Expenditures
<b>Gila</b>							
Gila County Regional School District	040149000	\$200,139	\$0	\$103,798	\$11,693	\$26,576	\$342,206
Total ADM:	11,9791	Per ADM Amounts: \$16,707	\$0	\$8,665	\$976	\$2,219	\$28,567
Globe Unified District	040201000	\$7,965,856	\$738,811	\$2,344,944	\$949,094	\$5,306,702	\$17,305,407
Total ADM:	1,586,5787	Per ADM Amounts: \$5,021	\$466	\$1,478	\$598	\$3,345	\$10,907
Hayden-Winkelman Unified District	040241000	\$2,256,581	\$62,593	\$520,230	\$284,867	\$1,353,908	\$4,478,180
Total ADM:	300,5489	Per ADM Amounts: \$7,508	\$208	\$1,731	\$948	\$4,505	\$14,900
Miami Unified District	040240000	\$4,407,375	\$439,918	\$1,707,432	\$716,966	\$2,796,677	\$10,068,368
Total ADM:	864,9544	Per ADM Amounts: \$5,095	\$509	\$1,974	\$829	\$3,233	\$11,640
Payson Unified District	040210000	\$12,033,279	\$1,173,105	\$2,806,017	\$2,564,299	\$7,443,994	\$26,020,694
Total ADM:	2,181,9682	Per ADM Amounts: \$5,515	\$538	\$1,286	\$1,175	\$3,412	\$11,925
Pine Strawberry Elementary District	040312000	\$1,791,819	\$78,311	\$618,348	\$120,417	\$822,824	\$3,431,719
Total ADM:	90,1226	Per ADM Amounts: \$19,882	\$869	\$6,861	\$1,336	\$9,130	\$38,078
San Carlos Unified District	040220000	\$9,324,672	\$1,140,102	\$4,392,919	\$2,423,232	\$8,121,465	\$25,402,390
Total ADM:	1,339,3433	Per ADM Amounts: \$6,962	\$851	\$3,280	\$1,809	\$6,064	\$18,966
Tonto Basin Elementary District	040333000	\$701,555	\$50,268	\$533,421	\$93,654	\$419,039	\$1,787,937
Total ADM:	77,6293	Per ADM Amounts: \$9,037	\$648	\$6,871	\$1,078	\$5,398	\$23,032
Young Elementary District	040305000	\$776,532	\$30,177	\$436,170	\$113,115	\$287,464	\$1,643,458
Total ADM:	39,7067	Per ADM Amounts: \$19,557	\$760	\$10,985	\$2,849	\$7,240	\$41,390
<b>Gila</b>	Totals	\$39,457,808	\$3,713,285	\$13,463,279	\$7,267,337	\$26,578,649	\$90,480,359
Total ADM:	6,492,8312	Per ADM Amounts: \$6,077	\$572	\$2,074	\$1,119	\$4,094	\$13,935

Current Expenditures for Districts		Classroom Instruction	Classroom Supplies	Administration	Student Support Services	Other Support Services	Total Current Expenditures
<b>Graham</b>							
Bonita Elementary District	050316000	\$1,242,485	\$22,944	\$393,549	\$48,450	\$424,699	\$2,132,127
Total ADM:	95.6158	Per ADM Amounts: \$12,995	\$240	\$4,116	\$507	\$4,442	\$22,299
Fort Thomas Unified District	050207000	\$6,292,289	\$419,674	\$3,209,443	\$760,079	\$4,110,911	\$14,792,396
Total ADM:	583.8579	Per ADM Amounts: \$10,777	\$719	\$5,497	\$1,302	\$7,041	\$25,336
Gila Institute for Technology	050802000	\$465,527	\$72,471	\$392,713	\$94,829	\$94,876	\$1,120,416
Total ADM:	499.8988	Per ADM Amounts: \$931	\$145	\$786	\$190	\$190	\$2,241
Klondyke Elementary District	050309000	\$0	\$0	\$0	\$0	\$0	\$0
Total ADM:	0.0000	Per ADM Amounts: \$0	\$0	\$0	\$0	\$0	\$0
Pima Unified District	050206000	\$7,504,962	\$380,142	\$1,102,633	\$612,615	\$1,339,992	\$11,540,344
Total ADM:	1,055.8883	Per ADM Amounts: \$7,108	\$360	\$1,044	\$580	\$1,837	\$10,930
Safford Unified District	050201000	\$15,912,649	\$1,335,037	\$3,583,930	\$1,655,707	\$7,374,023	\$29,861,346
Total ADM:	2,803.3674	Per ADM Amounts: \$5,676	\$476	\$1,278	\$591	\$2,630	\$10,652
Solomon Elementary District	050305000	\$1,769,552	\$100,889	\$510,152	\$55,819	\$760,602	\$3,197,014
Total ADM:	171.0082	Per ADM Amounts: \$10,348	\$590	\$2,983	\$326	\$4,448	\$18,695
Thatcher Unified District	050204000	\$7,586,184	\$724,921	\$1,856,019	\$638,364	\$3,256,761	\$14,062,249
Total ADM:	1,760.2072	Per ADM Amounts: \$4,310	\$412	\$1,054	\$363	\$1,850	\$7,989
<b>Graham</b>	Totals	\$40,773,648	\$3,056,078	\$11,048,439	\$3,865,863	\$17,961,864	\$76,705,892
Total ADM:	6,969.8436	Per ADM Amounts: \$5,850	\$438	\$1,585	\$555	\$2,577	\$11,005

Current Expenditures for Districts		Classroom Instruction	Classroom Supplies	Administration	Student Support Services	Other Support Services	Total Current Expenditures
<b>Greenlee</b>							
Blue Elementary District	060322000	\$102,567	\$1,657	\$28,421	\$0	\$4,104	\$136,749
Total ADM:	11.2800	\$9,093	\$147	\$2,520	\$0	\$364	\$12,123
Duncan Unified District	060202000	\$1,943,199	\$56,069	\$911,370	\$174,805	\$1,628,870	\$4,714,313
Total ADM:	371.3553	\$5,233	\$151	\$2,454	\$471	\$4,386	\$12,695
Eagle Elementary District	060345000	\$0	\$0	\$8,731	\$0	\$0	\$8,731
Total ADM:	0.0000	\$0	\$0	\$0	\$0	\$0	\$0
Morenci Unified District	060218000	\$8,965,059	\$468,658	\$1,837,922	\$718,845	\$3,510,978	\$15,501,462
Total ADM:	1,329.9399	\$6,741	\$352	\$1,382	\$541	\$2,640	\$11,656
<b>Greenlee</b>	Totals	\$11,010,825	\$526,384	\$2,786,444	\$893,650	\$5,143,952	\$20,361,255
Total ADM:	1,712.5752	\$6,429	\$307	\$1,627	\$522	\$3,004	\$11,889

Current Expenditures for Districts		Classroom Instruction	Classroom Supplies	Administration	Student Support Services	Other Support Services	Total Current Expenditures
<b>La Paz</b>							
Bicentennial Union High School District	150576000	\$1,020,757	\$36,671	\$353,369	\$84,977	\$830,277	\$2,326,051
Total ADM:	122.7054	\$8,319	\$299	\$2,880	\$693	\$6,766	\$18,956
Bouse Elementary District	150426000	\$417,458	\$11,888	\$233,747	\$80,095	\$354,473	\$1,097,661
Total ADM:	45.0376	\$9,269	\$264	\$5,190	\$1,778	\$7,871	\$24,372
Parker Unified School District	150227000	\$11,819,966	\$334,903	\$2,459,334	\$2,156,516	\$5,811,042	\$22,581,761
Total ADM:	1,647.6276	\$7,174	\$203	\$1,493	\$1,309	\$3,527	\$13,706
Quartzsite Elementary District	150404000	\$879,411	\$54,668	\$477,153	\$98,699	\$592,047	\$2,101,978
Total ADM:	130.0849	\$6,760	\$420	\$3,668	\$759	\$4,551	\$16,159
Salome Consolidated Elementary District	150430000	\$811,753	\$7,886	\$308,480	\$141,541	\$712,382	\$1,982,042
Total ADM:	114.3416	\$7,099	\$69	\$2,698	\$1,238	\$6,230	\$17,334
Wenden Elementary District	150419000	\$375	\$30,336	\$7,658	\$0	\$93,325	\$131,694
Total ADM:	65.7077	\$6	\$462	\$117	\$0	\$1,420	\$2,004
<b>La Paz</b>	Totals	\$14,949,720	\$476,352	\$3,839,741	\$2,561,828	\$8,393,546	\$30,221,187
Total ADM:	2,125.5048	\$7,033	\$224	\$1,807	\$1,205	\$3,949	\$14,218

Current Expenditures for Districts		Classroom Instruction	Classroom Supplies	Administration	Student Support Services	Other Support Services	Total Current Expenditures
<b>Maricopa</b>							
Agua Fria Union High School District	070516000	\$48,538,522	\$2,314,916	\$11,107,521	\$9,827,027	\$28,983,207	\$100,771,193
Total ADM:	9,519,5168	\$5,099	\$243	\$1,167	\$1,032	\$3,045	\$10,586
Agua Fria Elementary District	070363000	\$1,032,028	\$91,259	\$295,284	\$115,989	\$464,891	\$1,999,451
Total ADM:	124,0388	\$8,320	\$736	\$2,381	\$935	\$3,748	\$16,120
Alhambra Elementary District	070468000	\$62,823,822	\$4,044,894	\$11,563,473	\$14,446,139	\$36,003,045	\$128,881,373
Total ADM:	9,541,4108	\$6,584	\$424	\$1,212	\$1,514	\$3,773	\$13,508
Arlington Elementary District	070447000	\$2,136,767	\$27,653	\$413,705	\$152,325	\$1,177,047	\$3,907,497
Total ADM:	268,6563	\$7,954	\$103	\$1,540	\$567	\$4,381	\$14,545
Avondale Elementary District	070444000	\$27,620,749	\$1,273,976	\$7,280,466	\$5,399,789	\$17,113,473	\$58,688,454
Total ADM:	5,525,4444	\$4,999	\$231	\$1,318	\$977	\$3,097	\$10,621
Balsz Elementary District	070431000	\$14,138,807	\$1,128,346	\$5,038,176	\$2,514,851	\$16,697,034	\$39,517,214
Total ADM:	2,036,1109	\$6,944	\$554	\$2,474	\$1,235	\$8,200	\$19,408
Buckeye Elementary District	070433000	\$19,449,099	\$1,491,975	\$6,880,995	\$4,871,072	\$14,502,251	\$47,195,392
Total ADM:	5,349,4584	\$3,636	\$279	\$1,286	\$911	\$2,711	\$8,822
Buckeye Union High School District	070501000	\$25,877,215	\$701,984	\$5,548,815	\$4,929,367	\$16,218,771	\$53,276,152
Total ADM:	5,310,2385	\$4,873	\$132	\$1,045	\$928	\$3,054	\$10,033
Cartwright Elementary District	070483000	\$82,839,277	\$2,325,914	\$18,912,353	\$13,598,212	\$47,081,219	\$164,756,975
Total ADM:	13,395,3673	\$6,184	\$174	\$1,412	\$1,015	\$3,515	\$12,300
Cave Creek Unified District	070293000	\$23,170,041	\$1,075,909	\$5,676,830	\$4,225,270	\$13,626,170	\$47,774,220
Total ADM:	4,362,5365	\$5,311	\$247	\$1,301	\$969	\$3,123	\$10,951
Chandler Unified District #80	070280000	\$356,810,945	\$10,688,482	\$45,828,943	\$42,070,512	\$136,736,130	\$592,135,013
Total ADM:	42,294,0956	\$8,436	\$253	\$1,084	\$995	\$3,233	\$14,000
Creighton Elementary District	070414000	\$29,533,243	\$499,644	\$6,619,449	\$8,537,939	\$19,587,261	\$64,777,536
Total ADM:	4,784,4149	\$6,173	\$104	\$1,384	\$1,785	\$4,094	\$13,539
Deer Valley Unified District	070297000	\$183,721,870	\$10,891,885	\$31,885,509	\$24,465,497	\$79,386,816	\$330,351,577
Total ADM:	31,671,5172	\$5,801	\$344	\$1,007	\$772	\$2,507	\$10,431
Dysart Unified District	070289000	\$127,754,621	\$6,696,754	\$21,928,340	\$25,710,589	\$58,789,373	\$240,879,677
Total ADM:	21,871,0014	\$5,841	\$306	\$1,003	\$1,176	\$2,688	\$11,014
East Valley Institute of Technology	070801000	\$0	\$0	\$0	\$0	\$0	\$0
Total ADM:	10,361,2099	\$0	\$0	\$0	\$0	\$0	\$0
Fountain Hills Unified District	070298000	\$6,297,465	\$258,268	\$2,237,294	\$1,350,679	\$4,298,293	\$14,441,998
Total ADM:	1,127,8715	\$5,583	\$229	\$1,984	\$1,198	\$3,811	\$12,805
Fowler Elementary District	070445000	\$21,150,671	\$781,644	\$5,424,856	\$3,795,449	\$10,237,956	\$41,390,576
Total ADM:	3,561,0229	\$5,939	\$219	\$1,523	\$1,066	\$2,875	\$11,623
Gila Bend Unified District	070224000	\$2,379,748	\$105,069	\$1,473,750	\$461,571	\$1,820,015	\$6,240,153
Total ADM:	440,7670	\$5,399	\$238	\$3,344	\$1,047	\$4,129	\$14,157

Current Expenditures for Districts		Classroom Instruction	Classroom Supplies	Administration	Student Support Services	Other Support Services	Total Current Expenditures
<b>Maricopa</b>							
Gilbert Unified District	070241000	\$198,479,507	\$4,375,390	\$30,413,620	\$34,422,533	\$64,190,332	\$331,881,382
Total ADM:	31,801,4390	\$6,241	\$138	\$956	\$1,082	\$2,018	\$10,436
Glendale Elementary District	070440000	\$43,204,485	\$8,695,904	\$11,238,662	\$9,375,661	\$27,210,441	\$99,725,152
Total ADM:	8,782,8786	\$4,919	\$990	\$1,280	\$1,067	\$3,098	\$11,354
Glendale Union High School District	070505000	\$101,260,576	\$5,064,471	\$17,445,937	\$17,099,069	\$47,813,516	\$188,683,569
Total ADM:	16,136,6997	\$6,275	\$314	\$1,081	\$1,060	\$2,963	\$11,693
Higley Unified School District	070260000	\$70,554,338	\$4,437,417	\$12,185,582	\$8,750,370	\$28,926,488	\$124,854,195
Total ADM:	12,656,5660	\$5,575	\$351	\$963	\$691	\$2,285	\$9,865
Isaac Elementary District	070405000	\$38,616,737	\$2,737,638	\$12,297,802	\$7,407,278	\$19,203,208	\$80,262,663
Total ADM:	4,665,9957	\$8,276	\$587	\$2,636	\$1,588	\$4,116	\$17,202
Kyrene Elementary District	070428000	\$85,877,518	\$4,099,406	\$28,429,270	\$14,446,051	\$33,222,104	\$166,074,349
Total ADM:	13,563,6942	\$6,331	\$302	\$2,096	\$1,065	\$2,449	\$12,244
Laveen Elementary District	070459000	\$39,565,709	\$2,500,741	\$7,506,930	\$5,367,529	\$22,580,265	\$77,521,175
Total ADM:	7,223,9269	\$5,477	\$346	\$1,039	\$743	\$3,126	\$10,731
Liberty Elementary District	070425000	\$22,349,921	\$779,477	\$4,936,414	\$2,718,294	\$11,804,542	\$42,588,648
Total ADM:	4,184,8626	\$5,341	\$186	\$1,180	\$650	\$2,821	\$10,177
Litchfield Elementary District	070479000	\$59,281,958	\$1,511,144	\$8,932,657	\$9,417,246	\$24,319,494	\$103,462,499
Total ADM:	10,020,7113	\$5,916	\$151	\$891	\$940	\$2,427	\$10,325
Littleton Elementary District	070465000	\$30,874,441	\$1,400,286	\$5,852,020	\$5,495,413	\$15,303,110	\$58,925,270
Total ADM:	5,518,0490	\$5,595	\$254	\$1,061	\$996	\$2,773	\$10,679
Madison Elementary District	070438000	\$25,780,341	\$1,474,422	\$7,099,512	\$5,764,634	\$15,027,605	\$55,146,513
Total ADM:	5,253,0006	\$4,908	\$281	\$1,352	\$1,097	\$2,861	\$10,498
Maricopa County Regional School District	070199000	\$544,630	\$30,980	\$334,082	\$219,776	\$665,521	\$1,794,989
Total ADM:	77,1177	\$7,062	\$402	\$4,332	\$2,850	\$8,630	\$23,276
Mesa Unified District	070204000	\$355,246,878	\$15,358,891	\$56,200,942	\$71,808,771	\$190,214,094	\$688,829,577
Total ADM:	54,815,2208	\$6,481	\$280	\$1,025	\$1,310	\$3,470	\$12,566
Mobile Elementary District	070386000	\$374,407	\$18,601	\$164,939	\$19,498	\$276,547	\$853,992
Total ADM:	28,1709	\$13,291	\$660	\$5,855	\$692	\$9,817	\$30,315
Morristown Elementary District	070375000	\$1,123,036	\$56,252	\$313,597	\$143,615	\$506,512	\$2,143,012
Total ADM:	121,7260	\$9,226	\$462	\$2,576	\$1,180	\$4,161	\$17,605
Murphy Elementary District	070421000	\$6,669,208	\$202,510	\$2,872,226	\$1,341,314	\$4,587,830	\$15,673,088
Total ADM:	1,122,0606	\$5,944	\$180	\$2,560	\$1,195	\$4,089	\$13,968
Nadaburg Unified School District	070381000	\$6,470,485	\$467,697	\$1,956,915	\$1,019,403	\$3,560,438	\$13,474,938
Total ADM:	1,163,2558	\$5,562	\$402	\$1,682	\$876	\$3,061	\$11,584
Osborn Elementary District	070408000	\$15,191,661	\$738,089	\$3,271,828	\$3,052,018	\$10,612,200	\$32,865,796
Total ADM:	2,301,8334	\$6,600	\$321	\$1,421	\$1,326	\$4,610	\$14,278
Palo Verde Elementary District	070449000	\$3,076,504	\$110,559	\$723,777	\$452,746	\$1,346,359	\$5,709,945
Total ADM:	415,5672	\$7,403	\$266	\$1,742	\$1,089	\$3,240	\$13,740

Current Expenditures for Districts		Classroom Instruction	Classroom Supplies	Administration	Student Support Services	Other Support Services	Total Current Expenditures
<b>Maricopa</b>							
Paloma School District	070394000	\$956,624	\$80,826	\$324,386	\$121,026	\$895,659	\$2,378,521
Total ADM:	90,3023	Per ADM Amounts: \$10,594	\$895	\$3,592	\$1,340	\$9,918	\$26,340
Paradise Valley Unified District	070269000	\$173,697,963	\$9,974,231	\$25,559,569	\$38,739,202	\$77,640,211	\$325,611,178
Total ADM:	26,728,0663	Per ADM Amounts: \$6,499	\$373	\$956	\$1,449	\$2,905	\$12,182
Pendegast Elementary District	070492000	\$41,256,194	\$2,194,306	\$8,883,989	\$8,450,819	\$30,485,626	\$91,270,934
Total ADM:	7,709,4099	Per ADM Amounts: \$5,351	\$285	\$1,152	\$1,096	\$3,954	\$11,839
Peoria Unified School District	070211000	\$196,970,193	\$4,706,703	\$36,717,851	\$40,770,637	\$80,346,094	\$359,511,478
Total ADM:	34,707,0501	Per ADM Amounts: \$5,675	\$136	\$1,058	\$1,175	\$2,315	\$10,358
Phoenix Elementary District	070401000	\$37,869,720	\$1,382,973	\$7,981,675	\$10,373,034	\$24,841,464	\$82,448,866
Total ADM:	4,810,4953	Per ADM Amounts: \$7,872	\$287	\$1,659	\$2,156	\$5,164	\$17,139
Phoenix Union High School District	070510000	\$174,136,926	\$11,394,803	\$39,697,770	\$40,178,025	\$102,848,230	\$368,255,754
Total ADM:	27,301,4002	Per ADM Amounts: \$6,378	\$417	\$1,454	\$1,472	\$3,767	\$13,489
Queen Creek Unified District	070295000	\$67,090,317	\$2,485,734	\$17,396,572	\$10,346,964	\$32,451,216	\$129,770,803
Total ADM:	12,992,7316	Per ADM Amounts: \$5,164	\$191	\$1,339	\$796	\$2,498	\$9,988
Riverside Elementary District	070402000	\$3,835,322	\$198,571	\$2,198,492	\$593,435	\$3,196,196	\$10,022,016
Total ADM:	776,6030	Per ADM Amounts: \$4,939	\$256	\$2,831	\$764	\$4,116	\$12,905
Roosevelt Elementary District	070466000	\$45,990,608	\$4,154,384	\$12,061,730	\$13,399,733	\$31,091,745	\$106,698,200
Total ADM:	6,781,3727	Per ADM Amounts: \$6,782	\$613	\$1,779	\$1,976	\$4,585	\$15,734
Saddle Mountain Unified School District	070290000	\$16,207,387	\$994,562	\$3,124,403	\$2,715,177	\$9,598,882	\$32,640,411
Total ADM:	3,001,1052	Per ADM Amounts: \$5,400	\$331	\$1,041	\$905	\$3,198	\$10,876
Scottsdale Unified District	070248000	\$119,898,749	\$7,010,134	\$22,996,049	\$26,152,697	\$61,028,720	\$237,086,349
Total ADM:	20,137,4344	Per ADM Amounts: \$5,954	\$348	\$1,142	\$1,299	\$3,031	\$11,773
Sentinel Elementary District	070371000	\$695,006	\$30,992	\$201,676	\$29,290	\$832,653	\$1,789,617
Total ADM:	34,7500	Per ADM Amounts: \$20,000	\$892	\$5,804	\$843	\$23,961	\$51,500
Tempe School District	070403000	\$66,877,965	\$970,995	\$11,816,598	\$12,238,555	\$37,401,827	\$129,305,940
Total ADM:	9,961,1309	Per ADM Amounts: \$6,714	\$97	\$1,186	\$1,229	\$3,755	\$12,981
Tempe Union High School District	070513000	\$67,684,194	\$3,584,702	\$17,711,137	\$13,279,057	\$42,140,562	\$144,399,652
Total ADM:	12,368,7509	Per ADM Amounts: \$5,472	\$290	\$1,432	\$1,074	\$3,407	\$11,675
Tolleson Elementary District	070417000	\$15,923,866	\$464,725	\$3,782,949	\$2,693,891	\$9,446,213	\$32,311,644
Total ADM:	2,646,5919	Per ADM Amounts: \$6,017	\$176	\$1,429	\$1,018	\$3,569	\$12,209
Tolleson Union High School District	070514000	\$71,475,955	\$1,834,820	\$17,961,960	\$13,104,151	\$42,044,119	\$146,421,005
Total ADM:	13,612,1837	Per ADM Amounts: \$5,251	\$135	\$1,320	\$963	\$3,089	\$10,757
Union Elementary District	070462000	\$8,194,302	\$381,678	\$2,267,899	\$1,601,376	\$3,711,876	\$16,157,131
Total ADM:	1,581,7166	Per ADM Amounts: \$5,181	\$241	\$1,434	\$1,012	\$2,347	\$10,215
Washington Elementary School District	070406000	\$117,650,121	\$8,449,051	\$19,370,899	\$20,542,273	\$62,398,029	\$228,410,373
Total ADM:	18,199,0184	Per ADM Amounts: \$6,465	\$464	\$1,064	\$1,129	\$3,429	\$12,551
West-MEC - Western Maricopa Education Center	070802000	\$20,787,473	\$1,746,518	\$6,711,656	\$2,091,450	\$7,383,045	\$38,720,142
Total ADM:	8,670,5076	Per ADM Amounts: \$2,397	\$201	\$774	\$241	\$852	\$4,466

Current Expenditures for Districts		Classroom Instruction	Classroom Supplies	Administration	Student Support Services	Other Support Services	Total Current Expenditures
<b>Maricopa</b>							
Wickenburg Unified District	070209000	\$6,655,340	\$565,308	\$2,824,388	\$927,609	\$5,156,915	\$16,129,560
Total ADM:	1,255,2715	\$5,302	\$450	\$2,250	\$739	\$4,108	\$12,849
Wilson Elementary District	070407000	\$5,949,958	\$305,974	\$1,823,010	\$1,048,845	\$4,293,844	\$13,421,531
Total ADM:	984.6762	\$6,042	\$311	\$1,851	\$1,065	\$4,361	\$13,630
<b>Maricopa</b>	Totals	\$3,399,621,313	\$161,370,437	\$661,707,127	\$624,190,744	\$1,693,326,686	\$6,540,216,308
Total ADM:	565,748.0238	\$6,009	\$285	\$1,170	\$1,103	\$2,993	\$11,560



Current Expenditures for Districts		Classroom Instruction	Classroom Supplies	Administration	Student Support Services	Other Support Services	Total Current Expenditures
<b>Mohave</b>							
Bullhead City School District	080415000	\$11,687,701	\$545,978	\$3,385,843	\$1,307,809	\$7,409,390	\$24,336,721
Total ADM:	2,224,3928	Per ADM Amounts: \$5,254	\$245	\$1,522	\$588	\$3,331	\$10,941
Colorado City Unified District	080214000	\$5,472,490	\$281,757	\$636,031	\$475,118	\$44,897	\$6,910,293
Total ADM:	511,9553	Per ADM Amounts: \$10,689	\$550	\$1,242	\$928	\$88	\$13,498
Colorado River Union High School District	080502000	\$9,407,184	\$302,464	\$2,557,374	\$1,749,528	\$6,840,171	\$20,856,721
Total ADM:	1,794,8743	Per ADM Amounts: \$5,241	\$169	\$1,425	\$975	\$3,811	\$11,620
Hackberry School District	080303000	\$356,669	\$14,832	\$247,292	\$37,129	\$439,407	\$1,095,329
Total ADM:	54,7437	Per ADM Amounts: \$6,515	\$271	\$4,517	\$678	\$8,027	\$20,008
Kingman Unified School District	080220000	\$31,447,065	\$2,090,918	\$7,114,819	\$7,641,030	\$19,187,877	\$67,481,708
Total ADM:	6,719,5572	Per ADM Amounts: \$4,680	\$311	\$1,059	\$1,137	\$2,856	\$10,043
Lake Havasu Unified District	080201000	\$26,340,565	\$1,349,519	\$5,604,591	\$3,578,056	\$12,330,047	\$49,202,778
Total ADM:	5,167,1023	Per ADM Amounts: \$5,098	\$261	\$1,085	\$692	\$2,386	\$9,522
Littlefield Unified District	080209000	\$2,281,116	\$139,688	\$637,870	\$329,373	\$1,416,650	\$4,804,697
Total ADM:	338,9386	Per ADM Amounts: \$6,730	\$412	\$1,882	\$972	\$4,180	\$14,176
Mohave Valley Elementary District	080416000	\$5,895,464	\$114,346	\$1,527,217	\$659,668	\$4,022,999	\$12,219,694
Total ADM:	1,126,1090	Per ADM Amounts: \$5,235	\$102	\$1,356	\$566	\$3,572	\$10,851
Owens School District No.6	080306000	\$215,917	\$12,747	\$87,319	\$18,900	\$185,533	\$520,415
Total ADM:	11,6700	Per ADM Amounts: \$18,502	\$1,092	\$7,482	\$1,620	\$15,898	\$44,594
Peach Springs Unified District	080208000	\$2,107,033	\$64,508	\$2,116,343	\$508,105	\$2,596,714	\$7,392,703
Total ADM:	139,6531	Per ADM Amounts: \$15,088	\$462	\$15,154	\$3,638	\$18,594	\$52,936
Topock Elementary District	080412000	\$832,145	\$42,438	\$535,679	\$98,432	\$464,577	\$1,973,271
Total ADM:	99,2847	Per ADM Amounts: \$8,381	\$427	\$5,395	\$991	\$4,679	\$19,875
Valentine Elementary District	080322000	\$530,373	\$59,346	\$278,612	\$18,784	\$242,331	\$1,129,446
Total ADM:	83,6054	Per ADM Amounts: \$6,344	\$710	\$3,332	\$225	\$2,899	\$13,509
Western Arizona Vocational District #50	080850000	\$2,981,762	\$81,503	\$418,656	\$275,903	\$361,582	\$4,119,406
Total ADM:	1,081,8553	Per ADM Amounts: \$2,756	\$75	\$387	\$255	\$334	\$3,808
Yucca Elementary District	080313000	\$240,270	\$28,390	\$114,907	\$18,926	\$127,952	\$530,445
Total ADM:	32,3788	Per ADM Amounts: \$7,421	\$877	\$3,549	\$585	\$3,952	\$16,382
<b>Mohave Totals</b>	19,386,1205	\$99,795,754	\$5,128,434	\$25,262,553	\$16,716,761	\$55,670,126	\$202,573,627
Total ADM:		Per ADM Amounts \$5,148	\$265	\$1,303	\$862	\$2,872	\$10,449

Current Expenditures for Districts		Classroom Instruction	Classroom Supplies	Administration	Student Support Services	Other Support Services	Total Current Expenditures
<b>Navajo</b>							
Blue Ridge Unified School District No. 32	090232000	\$10,038,064	\$814,009	\$2,197,540	\$1,638,757	\$6,446,498	\$21,134,867
Total ADM:	1,664.1762	\$6,032	\$489	\$1,320	\$985	\$3,874	\$12,700
Cedar Unified District	090225000	\$1,721,843	\$42,945	\$1,196,038	\$195,657	\$2,480,839	\$5,637,322
Total ADM:	103.3218	\$16,665	\$416	\$11,576	\$1,894	\$24,011	\$54,561
Heber-Overgaard Unified District	090206000	\$3,038,937	\$135,025	\$818,318	\$323,202	\$1,635,400	\$5,950,882
Total ADM:	470.6838	\$6,456	\$287	\$1,739	\$687	\$3,475	\$12,643
Holbrook Unified District	090203000	\$12,804,000	\$580,256	\$2,518,981	\$1,983,155	\$7,513,696	\$25,400,088
Total ADM:	1,726.1614	\$7,418	\$336	\$1,459	\$1,149	\$4,353	\$14,715
Joseph City Unified District	090202000	\$2,839,521	\$240,063	\$1,007,965	\$661,946	\$2,520,272	\$7,269,767
Total ADM:	433.1798	\$6,555	\$554	\$2,327	\$1,528	\$5,818	\$16,782
Kayenta Unified School District #27	090227000	\$14,378,950	\$1,099,451	\$3,683,125	\$3,361,349	\$12,965,019	\$35,487,894
Total ADM:	1,570.8183	\$9,154	\$700	\$2,345	\$2,140	\$8,254	\$22,592
Navajo County Accommodation District #99	090199000	\$158,656	\$7,118	\$97,443	\$52,787	\$87,879	\$403,883
Total ADM:	19.6849	\$8,060	\$362	\$4,950	\$2,682	\$4,464	\$20,517
Northeast Arizona Technological Institute of Vocat	090336000	\$1,895,416	\$65,944	\$697,289	\$125,435	\$343,008	\$3,127,092
Total ADM:	525.3165	\$3,608	\$126	\$1,327	\$239	\$653	\$5,953
Northern Arizona Vocational Institute of Technolog	090835000	\$4,063,522	\$25,926	\$413,557	\$107,395	\$201,389	\$4,811,789
Total ADM:	1,007.0826	\$4,035	\$26	\$411	\$107	\$200	\$4,778
Pinon Unified District	090204000	\$8,049,631	\$608,237	\$3,429,671	\$1,519,481	\$9,356,170	\$22,963,190
Total ADM:	1,003.4359	\$8,022	\$606	\$3,418	\$1,514	\$9,324	\$22,885
Show Low Unified District	090210000	\$11,556,446	\$508,998	\$3,000,332	\$1,569,671	\$6,348,241	\$23,003,688
Total ADM:	2,468.2678	\$4,682	\$206	\$1,216	\$644	\$2,572	\$9,320
Snowflake Unified District	090205000	\$12,242,792	\$926,585	\$2,181,095	\$1,809,402	\$5,126,150	\$22,288,025
Total ADM:	2,678.6041	\$4,571	\$347	\$814	\$676	\$1,914	\$8,321
Whitener Unified District	090220000	\$15,419,991	\$672,739	\$2,954,620	\$2,447,339	\$9,800,738	\$31,295,428
Total ADM:	2,246.8477	\$6,863	\$299	\$1,315	\$1,089	\$4,362	\$13,929
Winslow Unified District	090201000	\$10,969,815	\$915,650	\$2,525,061	\$1,146,764	\$6,315,031	\$21,872,322
Total ADM:	1,816.9731	\$6,037	\$504	\$1,390	\$631	\$3,476	\$12,038
<b>Navajo Totals</b>		\$109,177,584	\$6,644,946	\$26,721,035	\$16,962,341	\$71,140,331	\$230,646,237
Total ADM:	17,734.5539	\$6,156	\$375	\$1,507	\$956	\$4,011	\$13,005

Current Expenditures for Districts		Classroom Instruction	Classroom Supplies	Administration	Student Support Services	Other Support Services	Total Current Expenditures
<b>Pima</b>							
Ajo Unified District	100215000	\$2,042,552	\$126,188	\$938,250	\$291,696	\$1,172,823	\$4,571,509
Total ADM:	383,7219	Per ADM Amounts: \$5,323	\$329	\$2,445	\$760	\$3,056	\$11,914
Altar Valley Elementary District	100351000	\$2,656,402	\$50,052	\$864,865	\$522,532	\$2,498,829	\$6,592,680
Total ADM:	537,1926	Per ADM Amounts: \$4,945	\$93	\$1,610	\$973	\$4,652	\$12,272
Amphitheater Unified District	100210000	\$89,607,889	\$5,491,044	\$25,543,900	\$13,957,156	\$48,302,929	\$182,902,918
Total ADM:	11,515,9984	Per ADM Amounts: \$7,781	\$477	\$2,218	\$1,212	\$4,194	\$15,883
Babouquari Unified School District #40	100240000	\$7,034,936	\$318,621	\$3,955,692	\$1,948,643	\$8,728,456	\$21,986,348
Total ADM:	1,023,1472	Per ADM Amounts: \$6,876	\$311	\$3,866	\$1,905	\$8,531	\$21,489
Catalina Foothills Unified District	100216000	\$25,969,705	\$2,722,937	\$5,251,207	\$3,582,585	\$12,962,961	\$50,489,395
Total ADM:	4,990,5521	Per ADM Amounts: \$5,204	\$546	\$1,052	\$718	\$2,598	\$10,117
Continental Elementary District	100339000	\$5,620,683	\$326,643	\$1,247,028	\$700,023	\$1,797,193	\$9,691,570
Total ADM:	574,1256	Per ADM Amounts: \$9,790	\$569	\$2,172	\$1,219	\$3,130	\$16,881
Empire Elementary District	100337000	\$262,802	\$0	\$0	\$0	\$5,544	\$268,346
Total ADM:	0,0000	Per ADM Amounts: \$0	\$0	\$0	\$0	\$0	\$0
Flowing Wells Unified District	100208000	\$29,400,649	\$996,025	\$5,709,859	\$5,592,546	\$14,264,401	\$55,963,480
Total ADM:	5,099,0190	Per ADM Amounts: \$5,766	\$195	\$1,120	\$1,097	\$2,797	\$10,975
Marana Unified District	100206000	\$69,077,737	\$5,274,140	\$12,151,680	\$12,470,913	\$34,303,340	\$133,277,811
Total ADM:	12,212,9812	Per ADM Amounts: \$5,656	\$432	\$995	\$1,021	\$2,809	\$10,913
Pima County Accommodation School District	100100000	\$5,716,310	\$11,324	\$302,964	\$247,014	\$51,416	\$6,329,028
Total ADM:	344,3536	Per ADM Amounts: \$16,600	\$33	\$880	\$717	\$149	\$18,379
Pima County JTED	100811000	\$24,004,491	\$610,975	\$4,146,689	\$1,232,981	\$2,411,805	\$32,406,941
Total ADM:	5,851,3688	Per ADM Amounts: \$4,102	\$104	\$709	\$211	\$412	\$5,538
Redington Elementary District	100344000	\$85,434	\$0	\$0	\$0	\$31,784	\$117,218
Total ADM:	0,0000	Per ADM Amounts: \$0	\$0	\$0	\$0	\$0	\$0
Sahuaria Unified District	100230000	\$29,297,015	\$1,357,730	\$6,103,393	\$5,219,735	\$13,766,694	\$55,744,567
Total ADM:	6,177,7668	Per ADM Amounts: \$4,742	\$220	\$988	\$845	\$2,228	\$9,023
San Fernando Elementary District	100335000	\$178,055	\$7,186	\$119,195	\$2,524	\$140,652	\$447,612
Total ADM:	19,5998	Per ADM Amounts: \$9,085	\$367	\$6,081	\$129	\$7,176	\$22,838
Sunnyside Unified District	100212000	\$75,039,313	\$1,764,126	\$17,240,255	\$17,114,967	\$42,948,795	\$154,107,456
Total ADM:	13,757,3871	Per ADM Amounts: \$5,454	\$128	\$1,253	\$1,244	\$3,122	\$11,202
Tanque Verde Unified District	100213000	\$11,897,489	\$641,067	\$2,738,194	\$2,157,498	\$4,769,874	\$22,204,123
Total ADM:	2,129,7442	Per ADM Amounts: \$5,586	\$301	\$1,286	\$1,013	\$2,240	\$10,426
Tucson Unified District	100201000	\$288,646,828	\$18,776,785	\$58,918,826	\$59,333,005	\$168,530,930	\$594,206,374
Total ADM:	38,840,5472	Per ADM Amounts: \$7,432	\$483	\$1,517	\$1,528	\$4,339	\$15,299
Vail Unified District	100220000	\$74,225,361	\$1,918,057	\$16,630,321	\$12,619,725	\$38,435,424	\$143,828,888
Total ADM:	13,896,8973	Per ADM Amounts: \$5,341	\$138	\$1,197	\$908	\$2,766	\$10,350

Current Expenditures for Districts		Classroom Instruction	Classroom Supplies	Administration	Student Support Services	Other Support Services	Total Current Expenditures
<b>Pima</b>							
	Totals	\$740,763,651	\$40,392,900	\$161,862,319	\$136,993,543	\$395,123,850	\$1,475,136,264
Total ADM:	117,354,4028	\$6,312	\$344	\$1,379	\$1,167	\$3,367	\$12,570
	Per ADM Amounts						

Current Expenditures for Districts		Classroom Instruction	Classroom Supplies	Administration	Student Support Services	Other Support Services	Total Current Expenditures
<b>Pinal</b>							
Apache Junction Unified District	110243000	\$16,233,397	\$740,998	\$4,739,232	\$2,974,123	\$8,483,591	\$33,171,341
Total ADM:	2,868.6757	\$5,659	\$258	\$1,652	\$1,037	\$2,957	\$11,563
Casa Grande Elementary District	110404000	\$25,815,420	\$1,214,515	\$14,509,013	\$5,723,013	\$21,814,070	\$69,076,031
Total ADM:	6,118.3634	\$4,219	\$199	\$2,371	\$935	\$3,565	\$11,290
Casa Grande Union High School District	110502000	\$22,355,425	\$941,392	\$6,629,999	\$3,927,039	\$13,053,763	\$46,807,618
Total ADM:	3,949.2862	\$5,661	\$238	\$1,653	\$994	\$3,305	\$11,852
Central Arizona Valley Institute of Technology	110801000	\$1,472,009	\$326,391	\$697,815	\$20,788	\$1,149,535	\$3,666,537
Total ADM:	1,336.5079	\$1,101	\$244	\$522	\$16	\$860	\$2,743
Cobre Valley Institute of Technology District	110802000	\$1,068,417	\$46,109	\$474,393	\$147,073	\$117,372	\$1,853,364
Total ADM:	277.0765	\$3,856	\$166	\$1,712	\$531	\$424	\$6,689
Coolidge Unified District	110221000	\$12,768,035	\$932,299	\$2,929,527	\$2,096,124	\$9,022,416	\$27,748,401
Total ADM:	2,427.0451	\$5,261	\$384	\$1,207	\$864	\$3,717	\$11,433
Eloy Elementary District	110411000	\$4,341,193	\$341,753	\$1,511,360	\$559,064	\$3,085,862	\$9,839,231
Total ADM:	748.3460	\$5,801	\$457	\$2,020	\$747	\$4,124	\$13,148
Florence Unified School District	110201000	\$50,246,442	\$2,318,645	\$10,464,279	\$9,177,152	\$27,751,947	\$99,958,465
Total ADM:	8,782.9437	\$5,721	\$264	\$1,191	\$1,045	\$3,160	\$11,381
J O Combs Unified School District	110244000	\$22,802,628	\$1,555,119	\$4,777,502	\$4,990,119	\$11,458,652	\$45,584,020
Total ADM:	4,104.8033	\$5,555	\$379	\$1,164	\$1,216	\$2,792	\$11,105
Mammoth-San Manuel Unified District	110208000	\$3,381,102	\$202,714	\$805,784	\$464,852	\$1,752,397	\$6,606,849
Total ADM:	479.6350	\$7,049	\$423	\$1,680	\$969	\$3,654	\$13,775
Marcopa Unified School District	110220000	\$40,758,258	\$2,173,328	\$8,387,099	\$8,997,202	\$22,607,469	\$82,923,356
Total ADM:	8,369.6609	\$4,870	\$260	\$1,002	\$1,075	\$2,701	\$9,908
Mary C O'Brien Accommodation District	110100000	\$2,381,994	\$111,082	\$937,153	\$522,469	\$1,801,302	\$5,754,000
Total ADM:	195.7294	\$12,170	\$568	\$4,788	\$2,669	\$9,203	\$29,398
Oracle Elementary District	110302000	\$2,499,001	\$162,813	\$629,647	\$223,547	\$1,454,394	\$4,969,402
Total ADM:	364.8717	\$6,849	\$446	\$1,726	\$613	\$3,986	\$13,620
Picacho Elementary District	110433000	\$790,733	\$67,908	\$336,863	\$60,603	\$725,203	\$1,981,310
Total ADM:	155.1791	\$5,096	\$438	\$2,171	\$391	\$4,673	\$12,768
Ray Unified District	110203000	\$2,069,501	\$72,110	\$705,139	\$265,532	\$1,028,673	\$4,140,955
Total ADM:	339.7498	\$6,091	\$212	\$2,075	\$782	\$3,028	\$12,188
Red Rock Elementary District	110405000	\$2,766,418	\$236,401	\$757,119	\$576,595	\$809,914	\$5,146,447
Total ADM:	427.4144	\$6,472	\$553	\$1,771	\$1,349	\$1,895	\$12,041
Sacaton Elementary District	110418000	\$5,068,383	\$461,795	\$2,136,880	\$3,770,245	\$12,657,695	\$30,589
Total ADM:	413.8029	\$12,248	\$1,116	\$5,164	\$2,949	\$9,111	\$4,717,428
Santa Cruz Valley Union High School District	110540000	\$1,795,940	\$133,069	\$605,241	\$419,719	\$1,763,459	\$4,772
Total ADM:	369.5275	\$4,860	\$360	\$1,638	\$1,136	\$4,772	\$12,766

Current Expenditures for Districts			Classroom Instruction	Classroom Supplies	Administration	Student Support Services	Other Support Services	Total Current Expenditures
<b>Pinal</b>								
Stanfield Elementary District		110424000	\$1,893,705	\$66,525	\$1,102,599	\$227,512	\$1,833,484	\$5,123,825
Total ADM:	356.3940	Per ADM Amounts:	\$5,314	\$187	\$3,094	\$638	\$5,145	\$14,377
Superior Unified School District		110215000	\$2,323,821	\$60,992	\$758,104	\$130,745	\$1,232,914	\$4,506,576
Total ADM:	326.0094	Per ADM Amounts:	\$7,128	\$187	\$2,325	\$401	\$3,782	\$13,823
Toltec School District		110422000	\$5,768,989	\$128,529	\$1,093,168	\$894,299	\$2,700,540	\$10,585,524
Total ADM:	1,068.3744	Per ADM Amounts:	\$5,400	\$120	\$1,023	\$837	\$2,528	\$9,908
<b>Pinal</b>			\$228,600,810	\$12,294,487	\$64,887,915	\$43,617,961	\$137,417,202	\$486,818,375
Total ADM:	43,479.3963	Per ADM Amounts	\$5,258	\$283	\$1,492	\$1,003	\$3,161	\$11,197

Current Expenditures for Districts		Classroom Instruction	Classroom Supplies	Administration	Student Support Services	Other Support Services	Total Current Expenditures
<b>Santa Cruz</b>							
Nogales Unified District	120201000	\$25,030,694	\$2,073,581	\$5,628,402	\$4,328,216	\$14,873,663	\$51,934,556
Total ADM:	5,386,2100	\$4,647	\$385	\$1,045	\$804	\$2,761	\$9,642
Patagonia Elementary District	120406000	\$820,306	\$62,297	\$213,855	\$91,737	\$364,034	\$1,552,229
Total ADM:	94,6871	\$8,663	\$658	\$2,259	\$969	\$3,845	\$16,393
Patagonia Union High School District	120520000	\$694,236	\$82,250	\$339,493	\$133,720	\$873,313	\$2,123,012
Total ADM:	78,0213	\$8,898	\$1,054	\$4,351	\$1,714	\$11,193	\$27,211
Santa Cruz Elementary District	120328000	\$1,245,980	\$36,947	\$536,060	\$103,124	\$754,400	\$2,678,511
Total ADM:	174,7957	\$7,128	\$223	\$3,067	\$590	\$4,316	\$15,324
Santa Cruz Valley Unified District	120235000	\$16,685,322	\$1,011,374	\$3,676,651	\$2,802,611	\$10,353,612	\$34,529,570
Total ADM:	3,545,0693	\$4,707	\$285	\$1,037	\$791	\$2,921	\$9,740
Sonoita Elementary District	120425000	\$1,218,627	\$46,431	\$476,330	\$127,899	\$620,983	\$2,490,270
Total ADM:	122,8119	\$9,923	\$378	\$3,879	\$1,041	\$5,056	\$20,277
<b>Santa Cruz</b>	Totals	\$45,695,165	\$3,314,880	\$10,870,791	\$7,567,307	\$27,840,005	\$95,308,148
Total ADM:	9,401,5953	\$4,860	\$353	\$1,156	\$807	\$2,961	\$10,137

Current Expenditures for Districts		Classroom Instruction	Classroom Supplies	Administration	Student Support Services	Other Support Services	Total Current Expenditures
<b>Yavapai</b>							
Ash Fork Joint Unified District	130231000	\$1,250,124	\$105,483	\$1,011,353	\$277,108	\$1,370,980	\$4,015,048
Total ADM:	273.6116	\$4,569	\$386	\$3,696	\$1,013	\$5,011	\$14,674
Bagdad Unified District	130220000	\$3,886,806	\$221,819	\$1,234,008	\$563,811	\$1,417,730	\$7,324,173
Total ADM:	472.4330	\$8,227	\$470	\$2,612	\$1,193	\$3,001	\$15,503
Beaver Creek Elementary District	130326000	\$1,819,614	\$72,913	\$331,501	\$233,683	\$1,083,719	\$3,541,429
Total ADM:	310.8892	\$5,853	\$235	\$1,066	\$752	\$3,486	\$11,391
Camp Verde Unified District	130228000	\$10,100,392	\$536,832	\$1,530,649	\$1,636,148	\$4,619,128	\$18,423,149
Total ADM:	1,510.6845	\$6,686	\$355	\$1,013	\$1,083	\$3,058	\$12,195
Canon Elementary District	130350000	\$1,098,025	\$33,442	\$370,315	\$312,760	\$462,774	\$2,277,315
Total ADM:	122.3020	\$8,978	\$273	\$3,028	\$2,557	\$3,784	\$18,620
Chino Valley Unified District	130251000	\$12,027,035	\$1,092,048	\$3,393,084	\$2,981,138	\$7,448,860	\$26,942,165
Total ADM:	2,278.9901	\$5,277	\$479	\$1,489	\$1,308	\$3,268	\$11,822
Clarkdale-Jerome Elementary District	130403000	\$2,652,077	\$176,273	\$603,820	\$460,199	\$1,140,958	\$5,033,327
Total ADM:	451.8822	\$5,869	\$390	\$1,336	\$1,018	\$2,525	\$11,139
Congress Elementary District	130317000	\$1,421,075	\$35,764	\$416,865	\$74,062	\$598,568	\$2,546,334
Total ADM:	96.7983	\$14,681	\$369	\$4,307	\$765	\$6,184	\$26,306
Cottonwood-Oak Creek Elementary District	130406000	\$8,535,522	\$265,436	\$2,670,601	\$819,375	\$4,813,739	\$17,104,673
Total ADM:	1,694.0069	\$5,039	\$157	\$1,576	\$484	\$2,842	\$10,097
Crown King Elementary District	130341000	\$128,035	\$31,070	\$62,967	\$0	\$45,826	\$267,898
Total ADM:	9.6100	\$13,323	\$3,233	\$6,552	\$0	\$4,769	\$27,877
Hillside Elementary District	130335000	\$99,961	\$11,293	\$54,381	\$986	\$35,174	\$201,795
Total ADM:	6.1379	\$16,286	\$1,840	\$8,860	\$161	\$5,731	\$32,877
Humboldt Unified District	130222000	\$28,051,264	\$905,892	\$5,302,743	\$4,099,385	\$13,246,709	\$51,605,993
Total ADM:	5,290.5241	\$5,302	\$171	\$1,002	\$775	\$2,504	\$9,754
Kirkland Elementary District	130323000	\$764,322	\$54,116	\$246,327	\$84,010	\$382,462	\$1,531,237
Total ADM:	70.7371	\$10,805	\$765	\$3,482	\$1,188	\$5,407	\$21,647
Mayer Unified School District	130243000	\$3,516,655	\$118,922	\$1,030,921	\$583,337	\$2,230,869	\$7,480,704
Total ADM:	540.1595	\$6,510	\$220	\$1,909	\$1,080	\$4,130	\$13,849
Mingus Union High School District	130504000	\$6,754,769	\$491,394	\$1,534,033	\$1,243,364	\$4,454,893	\$14,478,453
Total ADM:	1,219.6802	\$5,538	\$403	\$1,258	\$1,019	\$3,653	\$11,871
Mountain Institute CTED #2	130802000	\$2,336,427	\$36,788	\$855,678	\$15,969	\$65,286	\$3,310,148
Total ADM:	599.0916	\$3,900	\$61	\$1,428	\$27	\$109	\$5,525
Prescott Unified District	130201000	\$19,913,341	\$844,770	\$3,700,998	\$4,588,699	\$9,162,096	\$38,209,904
Total ADM:	3,658.1978	\$5,443	\$231	\$1,012	\$1,254	\$2,505	\$10,445
Sedona-Oak Creek JUSD #9	130209000	\$4,454,532	\$298,788	\$1,260,567	\$787,835	\$2,880,956	\$9,682,678
Total ADM:	698.2548	\$6,380	\$428	\$1,805	\$1,128	\$4,126	\$13,867



Current Expenditures for Districts		Classroom Instruction	Classroom Supplies	Administration	Student Support Services	Other Support Services	Total Current Expenditures
<b>Yavapai</b>							
Seligman Unified District	130240000	\$1,563,954	\$58,196	\$452,963	\$271,066	\$1,328,151	\$3,674,330
Total ADM:	179,8614	\$8,695	\$324	\$2,518	\$1,507	\$7,384	\$20,429
Skull Valley Elementary District	130315000	\$432,080	\$20,500	\$192,748	\$60,087	\$206,464	\$911,879
Total ADM:	30,3920	\$14,217	\$675	\$6,342	\$1,977	\$6,793	\$30,004
Valley Academy for Career and Technology Education	130801000	\$1,424,204	\$70,153	\$691,082	\$80,608	\$265,167	\$2,531,214
Total ADM:	357,6869	\$3,982	\$196	\$1,932	\$225	\$741	\$7,077
Williamson Valley Elementary School District	130302000	\$0	\$0	\$47,440	\$0	\$49,750	\$97,190
Total ADM:	0,0000	\$0	\$0	\$0	\$0	\$0	\$0
Yarnell Elementary District	130352000	\$499,885	\$4,942	\$320,798	\$209,471	\$229,917	\$1,265,013
Total ADM:	32,4288	\$15,416	\$152	\$9,893	\$6,460	\$7,090	\$39,011
Yavapai Accommodation School District	130199000	\$840,243	\$42,987	\$288,831	\$160,123	\$190,542	\$1,522,726
Total ADM:	67,4394	\$12,459	\$637	\$4,283	\$2,374	\$2,825	\$22,579
<b>Yavapai</b>	Totals	\$113,570,341	\$5,529,820	\$27,604,673	\$19,543,223	\$57,730,718	\$223,978,775
Total ADM:	19,971,7973	\$5,687	\$277	\$1,382	\$979	\$2,891	\$11,215

Current Expenditures for Districts		Classroom Instruction	Classroom Supplies	Administration	Student Support Services	Other Support Services	Total Current Expenditures
<b>Yuma</b>							
Antelope Union High School District	140550000	\$1,134,053	\$41,927	\$745,480	\$78,811	\$842,679	\$2,842,950
Total ADM:	Per ADM Amounts:	\$5,741	\$212	\$3,774	\$399	\$4,266	\$14,393
Crane Elementary District	140413000	\$27,494,533	\$2,221,666	\$6,563,760	\$4,071,398	\$18,915,497	\$59,266,854
Total ADM:	Per ADM Amounts:	\$4,833	\$391	\$1,154	\$716	\$3,325	\$10,418
Gadsden Elementary District	140432000	\$23,206,911	\$894,792	\$6,448,511	\$3,278,162	\$10,450,357	\$44,278,733
Total ADM:	Per ADM Amounts:	\$4,840	\$187	\$1,345	\$684	\$2,179	\$9,234
Hyder Elementary District	140416000	\$1,306,230	\$44,760	\$468,776	\$111,753	\$801,795	\$2,733,314
Total ADM:	Per ADM Amounts:	\$14,549	\$499	\$5,221	\$1,245	\$8,930	\$30,444
Mohawk Valley Elementary District	140417000	\$1,041,079	\$80,787	\$481,755	\$164,633	\$1,271,901	\$3,040,155
Total ADM:	Per ADM Amounts:	\$6,859	\$532	\$3,174	\$1,085	\$8,380	\$20,030
Somerton Elementary District	140411000	\$15,379,017	\$1,793,676	\$4,481,392	\$2,580,743	\$8,963,758	\$33,198,586
Total ADM:	Per ADM Amounts:	\$5,668	\$661	\$1,652	\$951	\$3,304	\$12,235
Southwest Technical Education District of Yuma (ST)	140801000	\$7,827,095	\$19,473	\$561,341	\$268,272	\$702,903	\$9,379,084
Total ADM:	Per ADM Amounts:	\$4,964	\$12	\$356	\$170	\$446	\$5,948
Wellton Elementary District	140424000	\$1,108,774	\$62,793	\$392,638	\$125,491	\$793,782	\$2,483,478
Total ADM:	Per ADM Amounts:	\$7,733	\$438	\$2,738	\$875	\$5,536	\$17,321
Yuma Elementary District	140401000	\$43,329,270	\$2,115,901	\$11,194,648	\$7,445,280	\$27,676,385	\$91,761,484
Total ADM:	Per ADM Amounts:	\$5,087	\$248	\$1,314	\$874	\$3,249	\$10,773
Yuma Union High School District	140570000	\$54,061,156	\$3,830,778	\$13,818,695	\$9,776,440	\$36,022,182	\$117,509,250
Total ADM:	Per ADM Amounts:	\$4,834	\$343	\$1,236	\$874	\$3,221	\$10,508
<b>Yuma</b>	Totals	\$175,888,117	\$11,106,553	\$45,156,995	\$27,900,984	\$106,441,239	\$366,493,888
Total ADM:	Per ADM Amounts	\$5,017	\$317	\$1,288	\$796	\$3,036	\$10,454

Current Expenditures for Districts		Classroom Instruction	Classroom Supplies	Administration	Student Support Services	Other Support Services	Total Current Expenditures
State	Totals	\$5,272,257,631	\$270,075,078	\$1,128,630,319	\$955,006,246	\$2,776,720,072	\$10,400,318,434
Total ADM:	885,500,4276	\$5,954	\$305	\$1,275	\$1,078	\$3,136	\$11,745
	Per ADM Amounts						

**Current Expenditures for Charter Schools**

**Cochise**

		Classroom Instruction	Classroom Supplies	Administration	Student Support Services	Other Support Services	Total Current Expenditures
Center for Academic Success, Inc.	028750000	\$6,524,210	\$373,701	\$1,461,744	\$818,964	\$2,882,236	\$12,060,855
Total Attending ADM:	1,088,1115	\$5,996	\$343	\$1,343	\$753	\$2,649	\$11,084
Cochise Community Development Corporation	028701000	\$1,622,218	\$168,619	\$603,660	\$886,641	\$757,771	\$4,038,909
Total Attending ADM:	348,0950	\$4,660	\$484	\$1,734	\$2,547	\$2,177	\$11,603
Omega Alpha Academy	028751000	\$1,093,289	\$116,758	\$673,009	\$427,125	\$1,101,284	\$3,411,465
Total Attending ADM:	243,9746	\$4,481	\$479	\$2,759	\$1,751	\$4,514	\$13,983
<b>Cochise</b>	Totals	\$9,239,717	\$659,078	\$2,738,413	\$2,132,730	\$4,741,291	\$19,511,229
Total Attending ADM:	1,680,1811	\$5,499	\$392	\$1,630	\$1,269	\$2,822	\$11,613

Current Expenditures for Charter Schools		Classroom Instruction	Classroom Supplies	Administration	Student Support Services	Other Support Services	Total Current Expenditures
<b>Cocoonino</b>							
BASIS Charter Schools, Inc.		\$4,368,914	\$139,079	\$1,222,948	\$34,520	\$1,402,740	\$7,475,201
Total Attending ADM:	702.3205	\$6,221	\$198	\$1,741	\$486	\$1,997	\$10,644
Flagstaff Arts And Leadership Academy		\$1,378,142	\$27,284	\$621,262	\$259,675	\$377,964	\$2,664,327
Total Attending ADM:	254.3285	\$5,419	\$107	\$2,443	\$1,021	\$1,486	\$10,476
Flagstaff Junior Academy		\$1,842,397	\$35,418	\$571,055	\$47,310	\$372,838	\$2,869,018
Total Attending ADM:	304.5926	\$6,049	\$116	\$1,875	\$155	\$1,224	\$9,419
Flagstaff Montessori		\$14,046	\$855,008	\$312,706	\$131,185	\$472,796	\$1,785,741
Total Attending ADM:	154.1531	\$91	\$5,546	\$2,029	\$851	\$3,067	\$11,584
Glen Canyon Outdoor Academy		\$236,799	\$138,198	\$342,621	\$15,157	\$235,308	\$968,083
Total Attending ADM:	90.2917	\$2,623	\$1,531	\$3,795	\$168	\$2,606	\$10,722
Haven Montessori Children's House, Inc.		\$577,716	\$13,530	\$222,691	\$67,237	\$34,442	\$915,616
Total Attending ADM:	75.8333	\$7,618	\$178	\$2,937	\$887	\$454	\$12,074
Mountain School, Inc.		\$829,746	\$23,640	\$449,865	\$109,184	\$585,678	\$1,998,113
Total Attending ADM:	170.1436	\$4,877	\$139	\$2,644	\$642	\$3,442	\$11,744
Northland Preparatory Academy		\$2,909,287	\$135,008	\$1,140,494	\$286,303	\$611,304	\$5,082,396
Total Attending ADM:	639.0846	\$4,552	\$211	\$1,785	\$448	\$957	\$7,953
Painted Desert Demonstration Projects, Inc.		\$1,211,282	\$99,149	\$580,516	\$276,213	\$1,229,145	\$3,396,305
Total Attending ADM:	71.5867	\$16,920	\$1,385	\$8,109	\$3,858	\$17,170	\$47,443
Pine Forest Education Association, Inc.		\$1,344,604	\$46,559	\$397,313	\$218,970	\$144,037	\$2,151,483
Total Attending ADM:	180.7001	\$7,441	\$258	\$2,199	\$1,212	\$797	\$11,906
<b>Cocoonino</b>		\$14,712,933	\$1,512,873	\$5,861,471	\$1,752,754	\$5,466,252	\$29,306,283
Total Attending ADM:	2,643.0347	\$5,567	\$572	\$2,218	\$663	\$2,068	\$11,088

Current Expenditures for Charter Schools		Classroom Instruction	Classroom Supplies	Administration	Student Support Services	Other Support Services	Total Current Expenditures
<b>Gila</b>							
Destiny School, Inc.	048701000	\$2,453,323	\$134,940	\$687,651	\$2,778	\$1,317,014	\$4,585,706
Total Attending ADM:	312.4919	Per ADM Amounts: \$7,851	\$432	\$2,201	\$9	\$4,215	\$14,707
<b>Liberty High School</b>							
Total Attending ADM:	62.7100	048750000 \$394,966	\$29,673	\$356,022	\$6,819	\$101,590	\$889,070
		Per ADM Amounts: \$6,298	\$473	\$5,677	\$109	\$1,620	\$14,177
<b>Gila</b>							
Total Attending ADM:	375.2019	Totals \$2,848,289	\$164,613	\$1,043,673	\$9,597	\$1,418,604	\$5,484,776
		Per ADM Amounts: \$7,591	\$439	\$2,782	\$26	\$3,781	\$14,618

Current Expenditures for Charter Schools		Classroom Instruction	Classroom Supplies	Administration	Student Support Services	Other Support Services	Total Current Expenditures
<b>Graham</b>							
Discovery Plus Academy	058703000	\$677,972	\$86,051	\$165,248	\$49,638	\$183,396	\$1,162,305
Total Attending ADM:	97.5000	\$6,954	\$883	\$1,695	\$509	\$1,881	\$11,921
Triumphant Learning Center							
Total Attending ADM:	94.3936	\$603,505	\$93,027	\$157,744	\$94,228	\$263,610	\$1,212,114
<b>Graham</b>	Totals	\$1,281,477	\$179,078	\$322,992	\$143,866	\$447,006	\$2,374,419
Total Attending ADM:	191.8936	\$6,678	\$933	\$1,683	\$750	\$2,329	\$12,374

Current Expenditures for Charter Schools		Classroom Instruction	Classroom Supplies	Administration	Student Support Services	Other Support Services	Total Current Expenditures
<b>Maricopa</b>							
Academy of Mathematics and Sciences, Inc.	078270000	\$2,003,236	\$202,921	\$3,219,279	\$509,705	\$717,414	\$6,652,555
Total Attending ADM:	Per ADM Amounts:	\$2,071	\$210	\$3,328	\$527	\$742	\$6,878
Academy with Community Partners-Arizona, Inc	078794000	\$1,032,608	\$75,693	\$935,303	\$56,613	\$322,063	\$2,422,280
Total Attending ADM:	Per ADM Amounts:	\$5,597	\$410	\$5,070	\$307	\$1,746	\$13,129
Accelerated Learning Center, Inc.	078979000	\$844,808	\$15,897	\$537,898	\$3,000	\$268,930	\$1,670,533
Total Attending ADM:	Per ADM Amounts:	\$5,388	\$101	\$3,431	\$19	\$1,715	\$10,655
Acclaim Charter School	078701000	\$1,334,770	\$45,455	\$424,396	\$420,369	\$617,633	\$2,842,623
Total Attending ADM:	Per ADM Amounts:	\$5,291	\$180	\$1,682	\$1,666	\$2,448	\$11,268
AIBT Non-Profit Charter High School - Phoenix	078793000	\$254,089	\$932	\$169,017	\$42,243	\$105,180	\$571,461
Total Attending ADM:	Per ADM Amounts:	\$2,873	\$11	\$1,911	\$478	\$1,189	\$6,461
AIBT Non-Profit Charter High School, Inc.	078286000	\$43,971	\$50	\$1,546	\$6,355	\$85,261	\$117,183
Total Attending ADM:	Per ADM Amounts:	\$3,270	\$4	\$115	\$473	\$4,863	\$8,713
Allen-Cochran Enterprises, Inc.	078724000	\$1,390,446	\$194,715	\$262,911	\$415,686	\$845,744	\$3,109,502
Total Attending ADM:	Per ADM Amounts:	\$4,618	\$647	\$873	\$1,381	\$2,809	\$10,327
American Basic Schools LLC	078989000	\$2,929,696	\$147,686	\$601,399	\$232,495	\$1,441,234	\$5,352,510
Total Attending ADM:	Per ADM Amounts:	\$4,497	\$227	\$923	\$357	\$2,212	\$8,217
American Charter Schools Foundation d.b.a. Crestvi	078950000	\$943,095	\$15,351	\$624,898	\$186,376	\$1,185,204	\$2,954,924
Total Attending ADM:	Per ADM Amounts:	\$3,809	\$62	\$2,524	\$753	\$4,787	\$11,934
American Charter Schools Foundation d.b.a. Desert	078947000	\$1,078,587	\$27,854	\$608,033	\$262,449	\$1,278,525	\$3,255,448
Total Attending ADM:	Per ADM Amounts:	\$4,057	\$105	\$2,287	\$987	\$4,809	\$12,244
American Charter Schools Foundation d.b.a. Estrell	078948000	\$697,680	\$34,160	\$500,537	\$248,000	\$956,774	\$2,437,151
Total Attending ADM:	Per ADM Amounts:	\$5,610	\$275	\$4,025	\$1,994	\$7,693	\$19,597
American Charter Schools Foundation d.b.a. Peoria	078951000	\$1,829,603	\$47,761	\$1,069,531	\$522,162	\$1,834,281	\$5,303,338
Total Attending ADM:	Per ADM Amounts:	\$3,319	\$87	\$1,940	\$947	\$3,327	\$9,619
American Charter Schools Foundation d.b.a. South P	078930000	\$2,216,094	\$90,750	\$1,178,935	\$504,993	\$2,077,463	\$6,068,235
Total Attending ADM:	Per ADM Amounts:	\$3,983	\$163	\$2,119	\$908	\$3,734	\$10,907
American Charter Schools Foundation d.b.a. South R	078517000	\$1,747,399	\$32,380	\$904,121	\$284,154	\$1,720,196	\$4,688,250
Total Attending ADM:	Per ADM Amounts:	\$4,332	\$80	\$2,241	\$704	\$4,264	\$11,622
American Charter Schools Foundation d.b.a. Sun Val	078953000	\$1,507,239	\$6,439	\$839,422	\$379,765	\$1,519,219	\$4,252,084
Total Attending ADM:	Per ADM Amounts:	\$3,912	\$17	\$2,179	\$986	\$3,943	\$11,035
American Charter Schools Foundation d.b.a. West Ph	078956000	\$1,690,666	\$55,904	\$1,051,549	\$316,183	\$1,805,886	\$4,920,188
Total Attending ADM:	Per ADM Amounts:	\$4,136	\$137	\$2,572	\$773	\$4,418	\$12,036
American Charter Schools Foundation dba Ridgeview	118722000	\$944,003	\$89,464	\$496,869	\$253,932	\$678,695	\$2,462,963
Total Attending ADM:	Per ADM Amounts:	\$4,790	\$454	\$2,521	\$1,288	\$3,444	\$12,498
American Leadership Academy, Inc.	078725000	\$54,546,915	\$4,165,132	\$30,989,208	\$6,670,193	\$19,253,347	\$115,624,795
Total Attending ADM:	Per ADM Amounts:	\$4,274	\$326	\$2,428	\$523	\$1,509	\$9,060
American Virtual Academy	078926000	\$57,425,893	\$0	\$7,409,424	\$3,654,730	\$2,882,701	\$71,372,748
Total Attending ADM:	Per ADM Amounts:	\$7,778	\$0	\$1,004	\$495	\$390	\$9,667



Current Expenditures for Charter Schools		Classroom Instruction	Classroom Supplies	Administration	Student Support Services	Other Support Services	Total Current Expenditures
<b>Maricopa</b>							
Anthem Preparatory Academy	078525000	\$5,408,465	\$504,675	\$1,973,605	\$518,727	\$2,965,995	\$11,371,467
Total Attending ADM:	985.3789	\$5,489	\$512	\$2,003	\$526	\$3,010	\$11,540
Archway Classical Academy Arete	078247000	\$2,939,045	\$176,032	\$1,069,526	\$352,520	\$1,199,531	\$5,736,654
Total Attending ADM:	491.3380	\$5,982	\$358	\$2,177	\$717	\$2,441	\$11,676
Archway Classical Academy Chandler	078597000	\$2,907,011	\$247,408	\$1,075,204	\$237,733	\$1,170,249	\$5,637,605
Total Attending ADM:	489.3246	\$5,941	\$506	\$2,197	\$486	\$2,392	\$11,521
Archway Classical Academy Cicero	078248000	\$2,666,842	\$147,137	\$1,010,584	\$438,395	\$1,173,265	\$5,436,223
Total Attending ADM:	458.8215	\$5,812	\$321	\$2,203	\$955	\$2,557	\$11,848
Archway Classical Academy Glendale	078406000	\$3,015,594	\$171,500	\$1,097,197	\$221,224	\$1,251,922	\$5,757,437
Total Attending ADM:	515.4325	\$5,851	\$333	\$2,129	\$429	\$2,429	\$11,170
Archway Classical Academy Lincoln	078234000	\$3,976,645	\$212,838	\$1,337,038	\$359,247	\$1,500,687	\$7,386,455
Total Attending ADM:	666.7993	\$5,964	\$319	\$2,005	\$539	\$2,251	\$11,077
Archway Classical Academy North Phoenix	078214000	\$4,401,382	\$268,234	\$1,482,341	\$486,267	\$1,543,597	\$8,181,821
Total Attending ADM:	766.2786	\$5,744	\$350	\$1,934	\$635	\$2,014	\$10,677
Archway Classical Academy Scottsdale	078590000	\$6,153,112	\$447,616	\$1,902,536	\$972,133	\$2,338,183	\$11,813,580
Total Attending ADM:	973.3816	\$6,321	\$480	\$1,955	\$999	\$2,402	\$12,137
Archway Classical Academy Trivium West	078595000	\$4,196,889	\$282,588	\$1,642,607	\$411,360	\$1,736,858	\$8,270,302
Total Attending ADM:	817.8427	\$5,132	\$346	\$2,008	\$503	\$2,124	\$10,112
Archway Classical Academy Trivium West	078470000	\$1,676,831	\$43,870	\$722,509	\$88,892	\$786,511	\$3,318,613
Total Attending ADM:	254.7251	\$6,583	\$172	\$2,836	\$349	\$3,088	\$13,028
Archway Classical Academy Veritas	078596000	\$3,865,720	\$322,012	\$1,298,697	\$285,822	\$1,677,652	\$7,449,903
Total Attending ADM:	657.5124	\$5,879	\$490	\$1,975	\$435	\$2,552	\$11,330
Arete Preparatory Academy	078527000	\$3,405,279	\$257,273	\$1,054,477	\$432,022	\$1,289,099	\$6,438,150
Total Attending ADM:	559.8567	\$6,082	\$460	\$1,863	\$772	\$2,303	\$11,500
Arizona Agribusiness & Equine Center INC.	078412000	\$805,565	\$70,779	\$215,801	\$146,246	\$154,657	\$1,393,048
Total Attending ADM:	155.5629	\$5,178	\$455	\$1,387	\$940	\$994	\$8,955
Arizona Agribusiness & Equine Center, Inc.	078707000	\$1,545,823	\$56,723	\$406,791	\$318,911	\$265,492	\$2,593,740
Total Attending ADM:	312.3929	\$4,948	\$182	\$1,302	\$1,021	\$850	\$8,303
Arizona Agribusiness & Equine Center, Inc.	078587000	\$1,883,825	\$60,506	\$511,505	\$438,874	\$465,476	\$3,360,186
Total Attending ADM:	408.5253	\$4,611	\$148	\$1,252	\$1,074	\$1,139	\$8,225
Arizona Agribusiness & Equine Center, Inc.	078993000	\$2,167,438	\$149,693	\$602,533	\$658,213	\$347,303	\$3,925,180
Total Attending ADM:	479.4771	\$4,520	\$312	\$1,257	\$1,373	\$724	\$8,186
Arizona Aulism Charter Schools, Inc.	078226000	\$9,852,284	\$569,582	\$5,463,753	\$4,307,865	\$3,502,008	\$23,685,492
Total Attending ADM:	678.4650	\$14,521	\$840	\$8,053	\$6,349	\$5,162	\$34,925
Arizona Center for Youth Resources	078723000	\$0	\$0	\$0	\$0	\$0	\$0
Total Attending ADM:	83.1578	\$0	\$0	\$0	\$0	\$0	\$0
Arizona Connections Academy Charter School, Inc.	078511000	\$19,381,416	\$14,838	\$5,192,655	\$101,313	\$451,723	\$25,141,945
Total Attending ADM:	2,430.7627	\$7,973	\$6	\$2,136	\$42	\$186	\$10,343
Arizona Education Solutions	078582000	\$5,372,811	\$3,641,612	\$2,206,658	\$3,045,983	\$589,014	\$14,856,078
Total Attending ADM:	1,439.7274	\$3,732	\$2,529	\$1,533	\$2,116	\$409	\$10,319

Current Expenditures for Charter Schools		Classroom Instruction	Classroom Supplies	Administration	Student Support Services	Other Support Services	Total Current Expenditures
<b>Maricopa</b>							
Arizona Goodwill Education Services	078111000	\$1,347,725	\$258,501	\$327,280	\$323,621	\$543,032	\$2,800,159
Total Attending ADM:	46.7525	\$28,827	\$5,529	\$7,000	\$6,922	\$11,615	\$59,893
Arizona Language Preparatory	078260000	\$253,930	\$8,080	\$187,706	\$900	\$143,861	\$594,477
Total Attending ADM:	77.2608	\$3,287	\$105	\$2,430	\$12	\$1,862	\$7,694
Arizona Language Schools	078696000	\$305,020	\$11,672	\$229,459	\$43,472	\$411,620	\$1,001,243
Total Attending ADM:	40.7200	\$7,491	\$287	\$5,635	\$1,068	\$10,109	\$24,588
Arizona School For The Arts	078722000	\$5,230,385	\$231,062	\$1,393,934	\$444,745	\$851,579	\$8,151,705
Total Attending ADM:	797.6471	\$6,557	\$290	\$1,748	\$558	\$1,068	\$10,220
ASU Preparatory Academy	078208000	\$1,804,258	\$158,955	\$1,424,836	\$267,377	\$2,694,771	\$6,350,197
Total Attending ADM:	450.2138	\$4,008	\$353	\$3,165	\$594	\$5,986	\$14,105
ASU Preparatory Academy	078267000	\$506,044	\$135,630	\$301,088	\$160,004	\$375,176	\$1,477,942
Total Attending ADM:	47.5929	\$10,633	\$2,850	\$6,326	\$3,362	\$7,883	\$31,054
ASU Preparatory Academy	078559000	\$644,596	\$87,316	\$493,304	\$298,566	\$381,005	\$1,904,787
Total Attending ADM:	104.0038	\$6,198	\$840	\$4,743	\$2,871	\$3,663	\$18,315
ASU Preparatory Academy	078277000	\$1,293,203	\$91,749	\$968,050	\$352,270	\$518,649	\$3,223,921
Total Attending ADM:	201.7323	\$6,410	\$455	\$4,799	\$1,746	\$2,571	\$15,981
ASU Preparatory Academy	078205000	\$2,210,569	\$233,762	\$1,416,965	\$394,215	\$1,269,973	\$5,525,484
Total Attending ADM:	448.2080	\$4,932	\$522	\$3,161	\$880	\$2,833	\$12,328
ASU Preparatory Academy	078207000	\$2,084,518	\$136,840	\$1,351,270	\$516,579	\$827,222	\$4,916,429
Total Attending ADM:	360.4981	\$5,782	\$380	\$3,748	\$1,433	\$2,295	\$13,638
ASU Preparatory Academy	078251000	\$1,668,280	\$124,219	\$1,180,413	\$302,696	\$1,407,541	\$4,683,129
Total Attending ADM:	323.7396	\$5,153	\$384	\$3,646	\$935	\$4,348	\$14,466
ASU Preparatory Academy	078546000	\$2,717,977	\$322,255	\$1,786,565	\$522,285	\$1,724,513	\$7,073,595
Total Attending ADM:	460.1514	\$5,907	\$700	\$3,863	\$1,135	\$3,748	\$15,372
ASU Preparatory Academy	078250000	\$1,860,095	\$119,462	\$1,012,969	\$410,909	\$877,821	\$4,281,256
Total Attending ADM:	405.3659	\$4,589	\$295	\$2,499	\$1,014	\$2,166	\$10,561
ASU Preparatory Academy Digital	078284000	\$15,189,470	\$837,075	\$14,761,562	\$5,001,289	\$2,020,808	\$37,810,214
Total Attending ADM:	3,543.9209	\$4,286	\$236	\$4,165	\$1,411	\$570	\$10,669
Avondale Learning dba Precision Academy	078614000	\$403,695	\$3,988	\$163,188	\$50,123	\$217,575	\$838,569
Total Attending ADM:	67.9814	\$5,938	\$59	\$2,400	\$737	\$3,201	\$12,335
AZ Compass Schools, Inc.	078542000	\$1,689,525	\$45,698	\$376,754	\$109,800	\$1,093,446	\$3,315,223
Total Attending ADM:	253.9786	\$6,652	\$180	\$1,483	\$432	\$4,305	\$13,053
Ball Charter Schools (Dobson)	078988000	\$1,862,701	\$201,141	\$827,069	\$41,934	\$1,043,866	\$3,976,711
Total Attending ADM:	398.3431	\$4,676	\$505	\$2,076	\$105	\$2,621	\$9,983
Ball Charter Schools (Hearn)	078987000	\$2,839,626	\$91,656	\$718,636	\$91,582	\$928,571	\$4,670,071
Total Attending ADM:	629.0869	\$4,514	\$146	\$1,142	\$146	\$1,476	\$7,424
Ball Charter Schools (Val Vista)	078586000	\$1,889,790	\$158,672	\$606,634	\$45,849	\$679,092	\$3,380,037
Total Attending ADM:	377.6760	\$5,004	\$420	\$1,606	\$121	\$1,798	\$8,950
BASIS Charter Schools, Inc.	078736000	\$5,640,016	\$178,288	\$1,377,400	\$393,073	\$1,932,934	\$9,521,711
Total Attending ADM:	994.5703	\$5,671	\$179	\$1,385	\$395	\$1,943	\$9,574

Current Expenditures for Charter Schools		Classroom Instruction	Classroom Supplies	Administration	Student Support Services	Other Support Services	Total Current Expenditures
<b>Maricopa</b>							
BASIS Charter Schools, Inc.		078283000	\$3,360,013	\$1,039,788	\$166,925	\$1,000,663	\$5,734,385
Total Attending ADM:	608.4713	Per ADM Amounts:	\$5,522	\$1,709	\$274	\$1,645	\$9,424
BASIS Charter Schools, Inc.		078589000	\$5,548,991	\$1,472,581	\$394,418	\$2,033,460	\$9,720,740
Total Attending ADM:	1,141.3572	Per ADM Amounts:	\$4,862	\$1,290	\$346	\$1,782	\$8,517
BASIS Charter Schools, Inc.		078418000	\$3,443,116	\$920,254	\$207,657	\$1,278,392	\$5,967,406
Total Attending ADM:	572.4069	Per ADM Amounts:	\$6,015	\$1,608	\$363	\$2,233	\$10,425
BASIS Charter Schools, Inc.		078282000	\$2,532,195	\$871,746	\$283,361	\$1,048,033	\$4,830,161
Total Attending ADM:	448.0800	Per ADM Amounts:	\$5,651	\$1,946	\$632	\$2,339	\$10,780
BASIS Charter Schools, Inc.		078236000	\$3,172,181	\$1,035,253	\$234,867	\$1,134,795	\$5,696,714
Total Attending ADM:	576.9835	Per ADM Amounts:	\$5,498	\$1,794	\$407	\$1,967	\$9,873
BASIS Charter Schools, Inc.		078575000	\$3,174,059	\$820,153	\$243,599	\$1,081,268	\$5,420,895
Total Attending ADM:	560.1684	Per ADM Amounts:	\$5,666	\$1,464	\$435	\$1,930	\$9,677
BASIS Charter Schools, Inc.		078212000	\$4,020,966	\$1,018,240	\$290,513	\$1,195,197	\$6,640,798
Total Attending ADM:	689.4361	Per ADM Amounts:	\$5,832	\$1,477	\$421	\$1,734	\$9,632
BASIS Charter Schools, Inc.		078288000	\$2,342,324	\$804,371	\$102,865	\$1,138,243	\$4,458,540
Total Attending ADM:	390.0240	Per ADM Amounts:	\$6,006	\$2,062	\$264	\$2,918	\$11,431
BASIS Charter Schools, Inc.		078273000	\$2,557,488	\$854,092	\$221,553	\$838,134	\$4,551,863
Total Attending ADM:	448.2490	Per ADM Amounts:	\$5,706	\$1,905	\$494	\$1,870	\$10,155
BASIS Charter Schools, Inc.		078272000	\$3,162,579	\$960,153	\$269,050	\$1,014,990	\$5,537,710
Total Attending ADM:	491.4959	Per ADM Amounts:	\$6,435	\$1,954	\$547	\$2,065	\$11,267
BASIS Charter Schools, Inc.		078403000	\$3,703,019	\$1,116,443	\$305,910	\$1,918,373	\$7,193,425
Total Attending ADM:	743.9054	Per ADM Amounts:	\$4,978	\$1,501	\$411	\$2,579	\$9,670
BASIS Charter Schools, Inc.		078268000	\$2,982,446	\$745,033	\$158,779	\$1,265,376	\$5,303,416
Total Attending ADM:	631.9511	Per ADM Amounts:	\$4,719	\$1,179	\$251	\$2,002	\$8,392
BASIS Charter Schools, Inc.		078269000	\$1,959,775	\$544,499	\$222,819	\$737,790	\$3,546,722
Total Attending ADM:	286.1876	Per ADM Amounts:	\$6,848	\$1,903	\$779	\$2,578	\$12,393
BASIS Charter Schools, Inc.		078588000	\$4,166,955	\$1,122,015	\$278,886	\$1,614,076	\$7,337,307
Total Attending ADM:	973.9851	Per ADM Amounts:	\$4,278	\$1,152	\$286	\$1,657	\$7,533
BASIS Charter Schools, Inc.		078231000	\$2,465,786	\$848,272	\$287,833	\$993,587	\$4,678,470
Total Attending ADM:	398.1277	Per ADM Amounts:	\$6,193	\$2,131	\$723	\$2,496	\$11,751
BASIS Charter Schools, Inc.		078225000	\$4,233,450	\$1,135,199	\$244,308	\$1,468,357	\$7,203,539
Total Attending ADM:	803.5754	Per ADM Amounts:	\$5,268	\$1,413	\$304	\$1,827	\$8,964
Bell Canyon Charter School, Inc		078972000	\$1,803,175	\$1,040,831	\$49,921	\$637,685	\$3,631,013
Total Attending ADM:	272.6560	Per ADM Amounts:	\$6,613	\$3,817	\$183	\$2,339	\$13,317
Benchmark School, Inc.		078766000	\$2,519,319	\$530,022	\$162,187	\$792,673	\$4,104,276
Total Attending ADM:	381.2800	Per ADM Amounts:	\$6,608	\$1,390	\$425	\$2,079	\$10,764
Benjamin Franklin Charter School - Queen Creek		078754000	\$11,711,672	\$5,408,411	\$923,870	\$4,029,709	\$22,691,769
Total Attending ADM:	2,999.1648	Per ADM Amounts:	\$3,905	\$1,803	\$308	\$1,344	\$7,566
Blueprint Education		078745000	\$1,067,574	\$1,912,836	\$831,763	\$318,480	\$4,155,898
Total Attending ADM:	521.4203	Per ADM Amounts:	\$2,047	\$3,669	\$1,595	\$611	\$7,970

Current Expenditures for Charter Schools		Classroom Instruction	Classroom Supplies	Administration	Student Support Services	Other Support Services	Total Current Expenditures
<b>Maricopa</b>							
Bright Beginnings School, Inc.		\$1,181,906	\$21,628	\$470,818	\$75,524	\$789,743	\$2,539,619
Total Attending ADM:	217.1011	\$5,444	\$100	\$2,169	\$348	\$3,638	\$11,698
CAFA, Inc. dba Learning Foundation and Performing Arts		\$2,031,101	\$344,731	\$2,544,443	\$699,908	\$1,277,726	\$6,896,909
Total Attending ADM:	709.6884	\$2,862	\$486	\$3,585	\$985	\$1,800	\$9,718
CAFA, Inc. dba Learning Foundation Performing Arts		\$557,007	\$59,655	\$72,247	\$207,495	\$687,661	\$1,584,065
Total Attending ADM:	176.0146	\$3,165	\$339	\$410	\$1,179	\$3,907	\$9,000
Calibre Academy		\$1,628,918	\$87,504	\$771,368	\$310,288	\$521,967	\$3,320,045
Total Attending ADM:	502.5164	\$3,242	\$174	\$1,535	\$617	\$1,039	\$6,607
Cambridge Academy East, Inc		\$1,053,424	\$39,443	\$765,467	\$128,069	\$655,219	\$2,641,622
Total Attending ADM:	207.9156	\$5,067	\$190	\$3,682	\$616	\$3,151	\$12,705
Camelback Education, Inc		\$3,153,098	\$846,083	\$746,637	\$681,893	\$1,588,718	\$7,016,429
Total Attending ADM:	581.3768	\$5,424	\$1,455	\$1,284	\$1,173	\$2,733	\$12,069
Candeo Schools, Inc.		\$2,086,396	\$169,159	\$707,027	\$31,358	\$493,060	\$3,487,000
Total Attending ADM:	547.3228	\$3,812	\$309	\$1,292	\$57	\$901	\$6,371
Candeo Schools, Inc.		\$1,307,491	\$86,110	\$454,637	\$23,936	\$303,791	\$2,175,965
Total Attending ADM:	303.3590	\$4,310	\$284	\$1,499	\$79	\$1,001	\$7,173
Career Success Schools		\$2,171,210	\$409,950	\$2,299,043	\$2,945,400	\$2,335,238	\$10,160,841
Total Attending ADM:	1,080.3938	\$2,010	\$379	\$2,128	\$2,726	\$2,161	\$9,405
CASA Academy		\$907,967	\$247,049	\$525,569	\$35,017	\$865,147	\$2,580,749
Total Attending ADM:	250.3760	\$3,626	\$987	\$2,099	\$140	\$3,455	\$10,307
Challenge School, Inc.		\$2,115,981	\$38,854	\$884,428	\$370,847	\$922,537	\$4,332,647
Total Attending ADM:	361.7301	\$5,850	\$107	\$2,445	\$1,025	\$2,550	\$11,978
Challenger Basic School, Inc.		\$1,218,400	\$102,308	\$704,755	\$22,455	\$218,879	\$2,266,797
Total Attending ADM:	302.8773	\$4,023	\$338	\$2,327	\$74	\$723	\$7,484
Chandler Preparatory Academy		\$4,163,791	\$262,112	\$1,333,211	\$387,680	\$1,746,552	\$7,893,346
Total Attending ADM:	707.3152	\$5,887	\$371	\$1,885	\$548	\$2,469	\$11,160
Choice Academies, Inc.		\$3,001,068	\$190,220	\$961,657	\$259,398	\$1,520,794	\$5,933,137
Total Attending ADM:	606.5628	\$4,948	\$314	\$1,585	\$428	\$2,507	\$9,782
Cholla Academy		\$3,336,903	\$308,198	\$1,185,363	\$159,879	\$1,482,894	\$6,473,237
Total Attending ADM:	518.7558	\$6,433	\$594	\$2,285	\$308	\$2,859	\$12,478
Cicero Preparatory Academy		\$3,214,722	\$215,306	\$1,210,589	\$313,646	\$1,222,262	\$6,176,525
Total Attending ADM:	500.7894	\$6,419	\$430	\$2,417	\$626	\$2,441	\$12,334
Concordia Charter School, Inc.		\$548,303	\$49,945	\$352,611	\$65,717	\$405,605	\$1,422,181
Total Attending ADM:	84.7853	\$6,467	\$589	\$4,159	\$775	\$4,784	\$16,774
Copper State Academy		\$0	\$0	\$0	\$0	\$0	\$0
Total Attending ADM:	17.4292	\$0	\$0	\$0	\$0	\$0	\$0
Cornerstone Charter School, Inc		\$563,742	\$31,006	\$697,262	\$192,604	\$464,949	\$1,949,563
Total Attending ADM:	148.8684	\$3,787	\$208	\$4,684	\$1,294	\$3,123	\$13,096
Cortez Park Charter Middle School, Inc.		\$1,173,070	\$58,163	\$658,110	\$111,370	\$667,482	\$2,668,195
Total Attending ADM:	266.9936	\$4,394	\$218	\$2,465	\$417	\$2,500	\$9,993

Current Expenditures for Charter Schools		Classroom Instruction	Classroom Supplies	Administration	Student Support Services	Other Support Services	Total Current Expenditures
<b>Maricopa</b>							
Country Gardens Charter Schools	078513000	\$1,361,532	\$123,536	\$429,986	\$211,933	\$1,691,222	\$3,818,209
Total Attending ADM:	309.6185	\$4,397	\$399	\$1,389	\$684	\$5,462	\$12,332
CPLC Community Schools	078608000	\$411,635	\$6,747	\$219,231	\$90,274	\$46,645	\$774,532
Total Attending ADM:	70.2859	\$5,857	\$96	\$3,119	\$1,284	\$664	\$11,020
Crown Charter School, Inc	078921000	\$1,499,358	\$4,735	\$1,066,462	\$172,621	\$313,282	\$3,056,458
Total Attending ADM:	318.2350	\$4,711	\$15	\$3,351	\$542	\$984	\$9,604
Daisy Education Corporation dba Paragon Science Ac	078544000	\$2,650,253	\$166,563	\$1,264,854	\$69,528	\$678,041	\$4,829,239
Total Attending ADM:	518.6578	\$5,110	\$321	\$2,439	\$134	\$1,307	\$9,311
Daisy Education Corporation dba. Sonoran Science A	078577000	\$1,204,646	\$65,116	\$584,819	\$146,757	\$1,163,427	\$3,164,765
Total Attending ADM:	219.1987	\$5,496	\$297	\$2,668	\$670	\$5,308	\$14,438
Deer Valley Charter Schools, Inc.	078934000	\$20,757	\$21	\$98,488	\$6,868	\$67,885	\$194,019
Total Attending ADM:	29.4573	\$705	\$1	\$3,343	\$233	\$2,305	\$6,586
Desert Heights Charter Schools	078621000	\$5,029,087	\$372,637	\$1,728,657	\$256,783	\$1,468,716	\$8,855,880
Total Attending ADM:	870.0031	\$5,781	\$428	\$1,987	\$295	\$1,688	\$10,179
EAGLE College Prep Harmony, LLC	078202000	\$869,859	\$105,844	\$430,468	\$329,342	\$500,060	\$2,235,573
Total Attending ADM:	151.8942	\$5,727	\$697	\$2,834	\$2,168	\$3,292	\$14,718
EAGLE College Prep Maryvale, LLC	078222000	\$1,477,200	\$165,150	\$866,488	\$330,585	\$1,024,818	\$3,864,241
Total Attending ADM:	365.2442	\$4,044	\$452	\$2,372	\$905	\$2,806	\$10,580
EAGLE College Prep Mesa, LLC.	078233000	\$641,555	\$72,066	\$494,840	\$147,387	\$522,039	\$1,877,887
Total Attending ADM:	155.8123	\$4,117	\$463	\$3,176	\$946	\$3,350	\$12,052
EAGLE South Mountain Charter, Inc.	078541000	\$1,929,891	\$215,166	\$1,005,747	\$378,907	\$583,188	\$4,112,899
Total Attending ADM:	455.4711	\$4,237	\$472	\$2,208	\$832	\$1,280	\$9,030
East Mesa Charter Elementary School, Inc.	078509000	\$2,101,317	\$65,290	\$1,550,874	\$131,843	\$1,674,290	\$5,523,614
Total Attending ADM:	583.0050	\$3,604	\$112	\$2,660	\$226	\$2,872	\$9,474
Edison Project	078573000	\$1,443,189	\$37,782	\$660,213	\$174,998	\$402,594	\$2,718,776
Total Attending ADM:	232.2662	\$6,214	\$163	\$2,842	\$753	\$1,733	\$11,705
Edkey, Inc.	078991000	\$2,428,162	\$145,520	\$739,752	\$12,457	\$101,949	\$3,427,840
Total Attending ADM:	264.9833	\$9,163	\$549	\$2,792	\$47	\$385	\$12,936
Edkey, Inc. - Pathfinder Academy	07842000	\$5,297,102	\$207,379	\$1,103,849	\$30,677	\$1,770,262	\$8,409,269
Total Attending ADM:	982.7922	\$5,390	\$211	\$1,123	\$31	\$1,801	\$8,557
Edkey, Inc. - Redwood Academy	078740000	\$1,147,213	\$5,796	\$296,231	\$41,838	\$414,555	\$1,905,633
Total Attending ADM:	171.3142	\$6,697	\$94	\$1,729	\$244	\$2,420	\$11,124
Edkey, Inc. - Sequoia Choice Schools	078705000	\$26,073,296	\$299,368	\$3,639,107	\$976,350	\$1,072,364	\$32,060,475
Total Attending ADM:	3,198.5107	\$8,152	\$94	\$1,138	\$305	\$335	\$10,024
Edkey, Inc. - Sequoia Pathway Academy	078246000	\$7,510,987	\$373,079	\$1,563,099	\$49,441	\$509,913	\$10,006,519
Total Attending ADM:	812.5079	\$9,244	\$459	\$1,924	\$61	\$628	\$12,316
Edkey, Inc. - Sequoia School for the Deaf and Hard	078744000	\$1,618,489	\$17,205	\$735,189	\$100,881	\$965,979	\$3,437,743
Total Attending ADM:	68.6500	\$23,576	\$251	\$10,709	\$1,469	\$14,071	\$50,076
Edkey, Inc. - Sequoia Village School	078917000	\$2,324,844	\$143,367	\$733,110	\$49,709	\$1,411,142	\$4,662,172
Total Attending ADM:	393.6922	\$5,905	\$364	\$1,862	\$126	\$3,584	\$11,842

Current Expenditures for Charter Schools		Classroom Instruction	Classroom Supplies	Administration	Student Support Services	Other Support Services	Total Current Expenditures
<b>Maricopa</b>							
Edkey, Inc. dba Arizona Conservatory for Arts and Total Attending ADM:	078971000 Per ADM Amounts:	\$2,183,090 \$7,012	\$83,364 \$268	\$476,359 \$1,530	\$73,995 \$238	\$507,977 \$1,632	\$3,324,785 \$10,679
Edkey, Inc. dba Sequoia Charter School Total Attending ADM:	078915000 Per ADM Amounts:	\$5,589,466 \$7,797	\$109,195 \$152	\$1,073,333 \$1,497	\$169,973 \$237	\$1,051,991 \$1,468	\$7,993,958 \$11,152
Educational Options Foundation Total Attending ADM:	078558000 Per ADM Amounts:	\$955,532 \$1,707	\$64,348 \$115	\$622,031 \$1,111	\$56,857 \$102	\$601,394 \$1,074	\$2,300,162 \$4,109
Empower College Prep Total Attending ADM:	078401000 Per ADM Amounts:	\$6,133,994 \$6,091	\$691,651 \$687	\$2,609,412 \$2,591	\$981,076 \$974	\$1,692,240 \$1,680	\$12,108,373 \$12,024
Espiritu Community Development Corp. Total Attending ADM:	078103000 Per ADM Amounts:	\$787,003 \$2,007	\$79,995 \$204	\$1,195,095 \$3,048	\$68,182 \$174	\$1,078,732 \$2,751	\$3,209,007 \$8,183
Espiritu Community Development Corp. Total Attending ADM:	078711000 Per ADM Amounts:	\$1,441,263 \$4,620	\$102,519 \$329	\$1,102,737 \$3,535	\$153,632 \$492	\$387,316 \$1,242	\$3,187,467 \$10,217
Espiritu Schools Total Attending ADM:	078275000 Per ADM Amounts:	\$85,514 \$1,252	\$29,238 \$428	\$562,429 \$8,237	\$214,869 \$3,147	\$580,326 \$8,500	\$1,472,376 \$21,565
Estrella Educational Foundation Total Attending ADM:	078239000 Per ADM Amounts:	\$308,459 \$831	\$1,473,119 \$3,967	\$827,586 \$2,229	\$247,619 \$667	\$1,313,363 \$3,537	\$4,170,146 \$11,230
Ethos Academy - A Challenge Foundation Academy Total Attending ADM:	078254000 Per ADM Amounts:	\$2,248,144 \$6,648	\$79,980 \$236	\$785,034 \$2,321	\$71,621 \$212	\$609,099 \$1,801	\$3,793,878 \$11,218
Excalibur Charter Schools, Inc. Total Attending ADM:	078901000 Per ADM Amounts:	\$1,839,506 \$6,535	\$30,531 \$108	\$560,754 \$1,992	\$318,740 \$1,132	\$853,233 \$3,031	\$3,602,764 \$12,799
Fit Kids, Inc. dba Champion Schools Total Attending ADM:	078785000 Per ADM Amounts:	\$4,376,002 \$3,620	\$198,783 \$164	\$2,342,559 \$1,938	\$369,059 \$305	\$1,820,957 \$1,506	\$9,107,360 \$7,533
Franklin Phonetic Primary School, Inc. Total Attending ADM:	078263000 Per ADM Amounts:	\$377,259 \$4,943	\$7,111 \$93	\$39,812 \$522	\$72,000 \$943	\$548,334 \$7,185	\$1,044,516 \$13,687
Freedom Academy, Inc. Total Attending ADM:	078528000 Per ADM Amounts:	\$1,719,431 \$5,484	\$122,920 \$392	\$816,883 \$2,606	\$210,160 \$670	\$411,307 \$1,312	\$3,280,701 \$10,464
Freedom Preparatory Academy Total Attending ADM:	078638000 Per ADM Amounts:	\$998,935 \$6,081	\$38,591 \$235	\$284,069 \$1,729	\$225,339 \$1,372	\$120,953 \$736	\$1,667,887 \$10,154
Friendly House, Inc. Total Attending ADM:	078611000 Per ADM Amounts:	\$2,075,168 \$7,255	\$181,500 \$635	\$968,417 \$3,385	\$219,768 \$768	\$1,247,829 \$4,362	\$4,692,682 \$16,405
GAR, LLC dba Student Choice High School Total Attending ADM:	078679000 Per ADM Amounts:	\$11,138,194 \$5,353	\$151,312 \$73	\$4,056,624 \$1,949	\$3,353,774 \$1,612	\$1,045,527 \$502	\$19,745,431 \$9,489
Gem Charter School, Inc. Total Attending ADM:	078774000 Per ADM Amounts:	\$0 \$0	\$0 \$0	\$0 \$0	\$0 \$0	\$0 \$0	\$0 \$0
Genesis Program, Inc. Total Attending ADM:	078708000 Per ADM Amounts:	\$234,248 \$4,567	\$1,160 \$23	\$500,153 \$9,752	\$42,906 \$837	\$229,702 \$4,479	\$1,008,169 \$19,657
George Gervin Youth Center, Inc. Total Attending ADM:	078585000 Per ADM Amounts:	\$740,666 \$4,833	\$70,130 \$458	\$361,579 \$2,359	\$203,834 \$1,330	\$799,114 \$5,215	\$2,175,323 \$14,195
Glendale Preparatory Academy Total Attending ADM:	078540000 Per ADM Amounts:	\$3,704,509 \$6,110	\$481,682 \$794	\$1,605,299 \$2,648	\$413,941 \$683	\$1,234,455 \$2,036	\$7,439,866 \$12,271

Current Expenditures for Charter Schools		Classroom Instruction	Classroom Supplies	Administration	Student Support Services	Other Support Services	Total Current Expenditures
<b>Maricopa</b>							
Happy Valley East	078594000	\$2,598,107	\$134,626	\$654,221	\$94,372	\$972,610	\$4,453,936
Total Attending ADM:	412.8216	\$6,294	\$326	\$1,585	\$229	\$2,356	\$10,789
Happy Valley School, Inc.	078988000	\$3,113,160	\$160,532	\$908,314	\$505,953	\$423,549	\$5,111,508
Total Attending ADM:	515.2321	\$6,042	\$312	\$1,763	\$982	\$822	\$9,921
Heritage Academy Gateway, Inc.	078258000	\$7,323,779	\$688,334	\$1,473,609	\$110,859	\$48,376	\$9,644,957
Total Attending ADM:	1,303.9582	\$5,617	\$528	\$1,130	\$85	\$37	\$7,397
Heritage Academy Laveen, Inc.	078259000	\$3,130,442	\$275,865	\$599,988	\$143,808	\$67,389	\$4,361,300
Total Attending ADM:	641.5354	\$4,880	\$430	\$935	\$224	\$105	\$6,798
Heritage Academy, Inc.	078712000	\$7,576,525	\$583,827	\$1,458,752	\$141,780	\$786,551	\$10,547,435
Total Attending ADM:	1,624.0276	\$4,665	\$359	\$898	\$87	\$484	\$6,495
Heritage Elementary School	078985000	\$5,742,013	\$327,855	\$1,165,378	\$1,395,865	\$2,233,489	\$10,864,600
Total Attending ADM:	839.7019	\$6,838	\$390	\$1,388	\$1,662	\$2,660	\$12,939
Highland Prep	078244000	\$2,141,055	\$173,427	\$1,076,762	\$1	\$806,829	\$4,198,074
Total Attending ADM:	507.2037	\$4,221	\$342	\$2,123	\$0	\$1,591	\$8,277
Hirsch Academy A Challenge Foundation	078204000	\$1,419,131	\$73,054	\$456,918	\$73,362	\$311,450	\$2,333,915
Total Attending ADM:	152.6422	\$9,297	\$479	\$2,993	\$481	\$2,040	\$15,290
Horizon Community Learning Center, Inc.	078752000	\$2,500,248	\$247,091	\$1,218,099	\$443,641	\$740,195	\$5,149,274
Total Attending ADM:	695.6414	\$3,594	\$355	\$1,751	\$638	\$1,064	\$7,402
Horizon Community Learning Center, Inc.	078233000	\$3,250,113	\$167,462	\$788,882	\$358,537	\$694,986	\$5,259,980
Total Attending ADM:	763.5012	\$4,257	\$219	\$1,033	\$470	\$910	\$6,889
Humanities and Sciences Academy of the United Stat	078713000	\$2,053,118	\$35,405	\$713,239	\$0	\$55,085	\$2,856,847
Total Attending ADM:	305.1736	\$6,728	\$116	\$2,337	\$0	\$181	\$9,361
Imagine Avondale Elementary, Inc.	078535000	\$2,311,313	\$142,324	\$1,026,447	\$192,738	\$1,849,860	\$5,522,681
Total Attending ADM:	396.3911	\$5,831	\$359	\$2,589	\$486	\$4,667	\$13,932
Imagine Avondale Middle, Inc.	078533000	\$1,193,760	\$68,340	\$573,241	\$602	\$595,020	\$2,430,965
Total Attending ADM:	220.3718	\$5,417	\$310	\$2,601	\$3	\$2,700	\$11,031
Imagine Camelback Middle, Inc.	078531000	\$931,453	\$100,545	\$396,469	\$37,076	\$650,101	\$2,115,644
Total Attending ADM:	160.0883	\$5,818	\$628	\$2,477	\$232	\$4,061	\$13,215
Imagine Charter Elementary at Camelback, Inc.	078519000	\$2,055,676	\$365,765	\$859,191	\$35,618	\$1,701,398	\$5,017,648
Total Attending ADM:	325.1388	\$6,322	\$1,125	\$2,643	\$110	\$5,233	\$15,432
Imagine Charter Elementary at Desert West, Inc.	078520000	\$3,431,974	\$199,565	\$1,948,996	\$248,381	\$2,159,211	\$7,988,127
Total Attending ADM:	638.7487	\$5,373	\$312	\$3,051	\$389	\$3,380	\$12,506
Imagine Coolidge Elementary, Inc.	078536000	\$3,682,103	\$283,100	\$1,751,424	\$181,032	\$2,425,443	\$8,323,102
Total Attending ADM:	614.2301	\$5,995	\$461	\$2,851	\$295	\$3,949	\$13,550
Imagine Desert West Middle, Inc.	078532000	\$2,298,141	\$145,246	\$1,275,490	\$77,280	\$1,092,165	\$4,868,322
Total Attending ADM:	436.8632	\$5,261	\$332	\$2,920	\$177	\$2,500	\$11,190
Imagine Middle at East Mesa, Inc.	078521000	\$478,592	\$42,095	\$311,643	\$23,240	\$172,596	\$1,028,166
Total Attending ADM:	119.9159	\$3,991	\$351	\$2,599	\$194	\$1,439	\$8,574
Imagine Middle at Surprise, Inc.	078522000	\$1,583,073	\$75,648	\$760,868	\$0	\$1,195,511	\$3,615,100
Total Attending ADM:	253.5250	\$6,244	\$298	\$3,001	\$0	\$4,716	\$14,259

Current Expenditures for Charter Schools		Classroom Instruction	Classroom Supplies	Administration	Student Support Services	Other Support Services	Total Current Expenditures
<b>Maricopa</b>							
Imagine Prep Coolidge, Inc.	078547000	\$2,487,963	\$133,918	\$1,822,081	\$20,393	\$1,952,142	\$6,416,497
Total Attending ADM:	509.3101	\$4,885	\$263	\$3,578	\$40	\$3,833	\$12,598
Imagine Prep Superstition, Inc.	078537000	\$1,461,695	\$91,249	\$1,051,601	\$14,688	\$1,601,657	\$4,220,890
Total Attending ADM:	285.4519	\$5,121	\$320	\$3,684	\$51	\$5,611	\$14,787
Imagine Prep Surprise, Inc.	078538000	\$1,858,039	\$106,063	\$1,224,723	\$73,673	\$1,074,920	\$4,337,418
Total Attending ADM:	285.0934	\$6,517	\$372	\$4,296	\$258	\$3,770	\$15,214
Imagine Superstition Middle, Inc.	078552000	\$316,917	\$3,965	\$429,964	\$8,242	\$905,819	\$1,664,907
Total Attending ADM:	150.9594	\$2,099	\$26	\$2,848	\$55	\$6,000	\$11,029
Incito Schools	078210000	\$1,821,143	\$52,053	\$857,880	\$65,524	\$947,723	\$3,744,323
Total Attending ADM:	228.4755	\$7,971	\$228	\$3,755	\$287	\$4,148	\$16,388
Intelli-School, Inc.	078741000	\$286,992	\$27,736	\$141,116	\$193,304	\$270,814	\$919,962
Total Attending ADM:	60.3220	\$4,758	\$460	\$2,339	\$3,205	\$4,489	\$15,251
International Commerce Secondary Schools, Inc.	078710000	\$2,170,278	\$32,455	\$792,493	\$0	\$42,172	\$3,037,398
Total Attending ADM:	214.4989	\$10,118	\$151	\$3,695	\$0	\$197	\$14,160
James Madison Preparatory School	078795000	\$1,165,050	\$55,262	\$439,210	\$82,980	\$212,476	\$1,964,978
Total Attending ADM:	149.3177	\$7,802	\$370	\$2,941	\$556	\$1,423	\$13,093
James Sandoval Preparatory High School	078928000	\$55,095	\$6,304	\$92,761	\$17,439	\$138,695	\$310,294
Total Attending ADM:	34.1265	\$1,614	\$185	\$2,718	\$511	\$4,064	\$9,092
Kaizen Education Foundation dba Advance U	078240000	\$359,786	\$29,008	\$307,727	\$83,062	\$377,510	\$1,157,093
Total Attending ADM:	57.1700	\$6,293	\$507	\$5,383	\$1,453	\$6,603	\$20,240
Kaizen Education Foundation dba Discover U Element	078230000	\$776,824	\$10,712	\$341,633	\$187,986	\$594,327	\$1,911,482
Total Attending ADM:	133.3382	\$5,826	\$80	\$2,562	\$1,410	\$4,457	\$14,336
Kaizen Education Foundation dba El Dorado High Sch	078718000	\$2,655,332	\$103,575	\$1,606,562	\$577,070	\$2,641,519	\$7,584,058
Total Attending ADM:	723.5667	\$3,670	\$143	\$2,220	\$798	\$3,651	\$10,481
Kaizen Education Foundation dba Gilbert Arts Acade	078570000	\$930,586	\$14,313	\$470,396	\$172,422	\$603,931	\$2,191,648
Total Attending ADM:	165.7759	\$5,614	\$86	\$2,838	\$1,040	\$3,643	\$13,221
Kaizen Education Foundation dba Havasu Preparatory	078580000	\$901,000	\$12,544	\$503,938	\$165,022	\$755,289	\$2,337,793
Total Attending ADM:	194.8882	\$4,623	\$64	\$2,586	\$847	\$3,875	\$11,996
Kaizen Education Foundation dba Liberty Arts Acade	078571000	\$2,015,797	\$53,571	\$734,745	\$378,471	\$1,196,390	\$4,378,974
Total Attending ADM:	329.0672	\$6,126	\$163	\$2,233	\$1,150	\$3,636	\$13,307
Kaizen Education Foundation dba Maya High School	078949000	\$1,514,906	\$103,249	\$1,102,825	\$426,098	\$1,520,978	\$4,668,056
Total Attending ADM:	390.2202	\$3,882	\$265	\$2,826	\$1,092	\$3,898	\$11,963
Kaizen Education Foundation dba Mission Heights Pr	078576000	\$2,320,554	\$60,986	\$1,423,235	\$353,350	\$1,840,262	\$5,998,387
Total Attending ADM:	555.0125	\$4,181	\$110	\$2,564	\$637	\$3,316	\$10,808
Kaizen Education Foundation dba South Pointe Eleme	078990000	\$1,470,119	\$26,884	\$618,928	\$252,217	\$1,342,600	\$3,710,748
Total Attending ADM:	279.9377	\$5,252	\$96	\$2,211	\$901	\$4,796	\$13,256
Kaizen Education Foundation dba South Pointe Junio	078765000	\$621,449	\$16,548	\$473,759	\$269,587	\$684,051	\$2,065,394
Total Attending ADM:	133.4138	\$4,658	\$124	\$3,551	\$2,021	\$5,127	\$15,481
Kaizen Education Foundation dba Summit High School	078952000	\$617,979	\$25,407	\$671,849	\$140,100	\$867,487	\$2,322,822
Total Attending ADM:	188.9545	\$3,271	\$134	\$3,556	\$741	\$4,591	\$12,293



Current Expenditures for Charter Schools		Classroom Instruction	Classroom Supplies	Administration	Student Support Services	Other Support Services	Total Current Expenditures
<b>Maricopa</b>							
Kaizen Education Foundation dba Tempe Accelerated	078954000	\$390,354	\$5,650	\$337,142	\$200,032	\$288,997	\$1,222,175
Total Attending ADM:	Per ADM Amounts:	\$4,835	\$70	\$4,176	\$2,478	\$3,580	\$15,138
Kaizen Education Foundation dba Vista Grove Prepar	078567000	\$706,550	\$19,497	\$385,294	\$145,135	\$611,711	\$1,848,187
Total Attending ADM:	Per ADM Amounts:	\$8,969	\$247	\$4,637	\$1,842	\$7,765	\$23,461
Kaizen Education Foundation dba Vista Grove Prepar	078946000	\$233,153	\$3,715	\$76,543	\$92,457	\$193,644	\$599,512
Total Attending ADM:	Per ADM Amounts:	\$7,678	\$122	\$2,521	\$3,045	\$6,377	\$19,744
Kaleidoscope School	078616000	\$1,479,856	\$110,731	\$611,336	\$247,211	\$824,957	\$3,274,091
Total Attending ADM:	Per ADM Amounts:	\$5,818	\$435	\$2,404	\$972	\$3,243	\$12,873
Kestrel Schools, Inc.	138759000	\$10,969	\$22	\$68,801	\$14,391	\$52,840	\$147,023
Total Attending ADM:	Per ADM Amounts:	\$374	\$1	\$2,343	\$490	\$1,799	\$5,006
Keystone Montessori Charter School, Inc.	078779000	\$2,776,619	\$36,017	\$955,745	\$8,791	\$401,554	\$4,178,726
Total Attending ADM:	Per ADM Amounts:	\$15,408	\$200	\$5,304	\$49	\$2,228	\$23,189
Khalsa Montessori Elementary Schools	078759000	\$714,562	\$25,745	\$396,499	\$39,060	\$185,486	\$1,361,352
Total Attending ADM:	Per ADM Amounts:	\$7,089	\$255	\$3,934	\$388	\$1,840	\$13,505
LEAD Charter Schools	078968000	\$5,264,711	\$188,352	\$3,100,081	\$318,612	\$1,727,173	\$10,598,929
Total Attending ADM:	Per ADM Amounts:	\$5,040	\$180	\$2,968	\$305	\$1,653	\$10,146
Legacy Education Group	078507000	\$805,628	\$16,175	\$321,432	\$138,774	\$789,606	\$2,071,615
Total Attending ADM:	Per ADM Amounts:	\$5,033	\$101	\$2,008	\$867	\$4,933	\$12,943
Legacy Traditional School - Avondale	078416000	\$4,777,256	\$482,997	\$3,224,994	\$1,047,001	\$1,747,577	\$11,279,825
Total Attending ADM:	Per ADM Amounts:	\$3,851	\$389	\$2,599	\$844	\$1,409	\$9,092
Legacy Traditional School - Chandler	078417000	\$4,810,764	\$558,417	\$2,431,298	\$657,943	\$1,328,475	\$9,786,897
Total Attending ADM:	Per ADM Amounts:	\$4,587	\$532	\$2,318	\$627	\$1,267	\$9,332
Legacy Traditional School - Deer Valley	078642000	\$1,832,175	\$308,968	\$1,032,522	\$435,865	\$776,951	\$4,386,481
Total Attending ADM:	Per ADM Amounts:	\$4,591	\$774	\$2,587	\$1,092	\$1,947	\$10,992
Legacy Traditional School - East Mesa	078413000	\$4,067,093	\$432,478	\$2,097,222	\$1,530,752	\$1,249,136	\$9,376,681
Total Attending ADM:	Per ADM Amounts:	\$4,167	\$443	\$2,149	\$1,568	\$1,280	\$9,607
Legacy Traditional School - East Tucson	108603000	\$1,561,444	\$160,298	\$1,107,798	\$224,917	\$682,673	\$3,737,130
Total Attending ADM:	Per ADM Amounts:	\$4,748	\$487	\$3,369	\$684	\$2,076	\$11,365
Legacy Traditional School - Gilbert	078229000	\$4,453,756	\$677,847	\$2,357,978	\$935,203	\$1,424,173	\$9,848,957
Total Attending ADM:	Per ADM Amounts:	\$4,361	\$664	\$2,309	\$916	\$1,394	\$9,643
Legacy Traditional School - Glendale	078408000	\$5,374,068	\$475,343	\$3,018,202	\$592,450	\$1,319,327	\$10,779,390
Total Attending ADM:	Per ADM Amounts:	\$4,475	\$396	\$2,513	\$493	\$1,099	\$8,976
Legacy Traditional School - Goodyear	078635000	\$2,603,448	\$312,874	\$1,525,322	\$387,536	\$1,072,983	\$5,902,173
Total Attending ADM:	Per ADM Amounts:	\$4,827	\$580	\$2,828	\$718	\$1,989	\$10,942
Legacy Traditional School - Laveen Village	078215000	\$3,857,427	\$583,311	\$2,174,565	\$871,759	\$1,565,474	\$8,852,536
Total Attending ADM:	Per ADM Amounts:	\$3,795	\$574	\$2,140	\$661	\$1,540	\$8,710
Legacy Traditional School - Mesa	078641000	\$2,394,356	\$286,282	\$1,238,854	\$283,999	\$644,423	\$4,847,914
Total Attending ADM:	Per ADM Amounts:	\$5,261	\$629	\$2,722	\$624	\$1,416	\$10,652
Legacy Traditional School - North Chandler	078409000	\$3,944,279	\$226,965	\$1,873,282	\$492,012	\$1,193,114	\$7,729,652
Total Attending ADM:	Per ADM Amounts:	\$4,572	\$263	\$2,171	\$570	\$1,383	\$8,960

Current Expenditures for Charter Schools		Classroom Instruction	Classroom Supplies	Administration	Student Support Services	Other Support Services	Total Current Expenditures
<b>Maricopa</b>							
Legacy Traditional School - North Phoenix	078637000	\$1,886,531	\$244,256	\$1,483,527	\$267,588	\$1,245,200	\$5,127,102
Total Attending ADM:	539.7770	\$3,495	\$453	\$2,748	\$496	\$2,307	\$9,499
Legacy Traditional School - Peoria	078407000	\$3,229,710	\$298,459	\$1,609,073	\$504,635	\$977,573	\$6,619,450
Total Attending ADM:	611.8425	\$5,279	\$488	\$2,630	\$825	\$1,598	\$10,819
Legacy Traditional School - Phoenix	078415000	\$4,868,623	\$500,136	\$4,335,449	\$665,746	\$1,394,463	\$11,764,417
Total Attending ADM:	1,212.3820	\$4,016	\$413	\$3,576	\$549	\$1,150	\$9,704
Legacy Traditional School - Surprise	078274000	\$9,099,613	\$740,750	\$6,248,655	\$1,220,449	\$2,024,357	\$19,333,824
Total Attending ADM:	2,140.9433	\$4,250	\$346	\$2,919	\$570	\$946	\$9,031
Legacy Traditional School - West Surprise	078636000	\$4,637,006	\$436,529	\$2,354,691	\$700,479	\$1,146,549	\$9,275,254
Total Attending ADM:	1,090.7145	\$4,251	\$400	\$2,159	\$642	\$1,051	\$8,504
Liberty Traditional Charter School	078784000	\$5,742,013	\$327,855	\$1,165,378	\$1,395,865	\$2,233,489	\$10,864,600
Total Attending ADM:	564.2615	\$10,176	\$581	\$2,065	\$2,474	\$3,958	\$19,255
Lincoln Preparatory Academy	078235000	\$3,267,796	\$217,846	\$1,126,472	\$336,908	\$1,248,200	\$6,197,222
Total Attending ADM:	533.6666	\$6,123	\$408	\$2,111	\$631	\$2,339	\$11,613
Little Lamb Community School	078997000	\$835,472	\$71,897	\$323,062	\$13,984	\$392,779	\$1,637,194
Total Attending ADM:	122.2752	\$6,833	\$588	\$2,642	\$114	\$3,212	\$13,389
Madison Highland Prep	078219000	\$2,528,348	\$434,289	\$1,369,228	\$49,349	\$449,874	\$4,831,088
Total Attending ADM:	457.3004	\$5,529	\$950	\$2,994	\$108	\$984	\$10,564
Madison Highland Prep Phoenix	078419000	\$451,627	\$352,880	\$570,489	\$42,103	\$634,772	\$2,051,871
Total Attending ADM:	182.4430	\$2,475	\$1,934	\$3,127	\$231	\$3,479	\$11,247
Maricopa County Community College District dba Gat	078647000	\$2,537,202	\$92,404	\$557,071	\$158,711	\$33,528	\$3,378,916
Total Attending ADM:	332.1734	\$7,638	\$278	\$1,677	\$478	\$101	\$10,172
Manyvale Preparatory Academy	078592000	\$5,932,250	\$394,712	\$2,412,832	\$975,391	\$2,695,426	\$12,410,611
Total Attending ADM:	975.4370	\$6,082	\$405	\$2,474	\$1,000	\$2,763	\$12,723
MCCCD on behalf of Phoenix College Preparatory Aca	078743000	\$1,285,529	\$225,261	\$278,030	\$513,104	\$27,166	\$2,329,090
Total Attending ADM:	246.6204	\$5,213	\$913	\$1,127	\$2,081	\$110	\$9,444
Metropolitan Arts Institute, Inc.	078906000	\$1,352,666	\$102,690	\$389,206	\$339,723	\$294,967	\$2,479,252
Total Attending ADM:	251.6935	\$5,374	\$408	\$1,546	\$1,350	\$1,172	\$9,850
Midtown Primary School	078976000	\$716,416	\$58,194	\$255,095	\$53,938	\$400,322	\$1,483,965
Total Attending ADM:	94.6798	\$7,567	\$615	\$2,694	\$570	\$4,228	\$15,674
Milestones Charter School	078791000	\$1,105,089	\$16,037	\$654,990	\$449,576	\$1,064,382	\$3,290,074
Total Attending ADM:	173.8695	\$6,356	\$92	\$3,767	\$2,586	\$6,122	\$18,923
Montessori Academy, Inc.	078977000	\$1,156,099	\$66,200	\$349,657	\$551,960	\$448,397	\$2,572,313
Total Attending ADM:	133.4182	\$8,665	\$496	\$2,621	\$4,137	\$3,361	\$19,280
Montessori Day Public Schools Chartered, Inc.	078758000	\$795,896	\$37,535	\$80,033	\$145,472	\$645,674	\$1,704,610
Total Attending ADM:	173.8575	\$4,578	\$216	\$460	\$837	\$3,714	\$9,805
Montessori Education Centre Charter School	078763000	\$2,751,640	\$190,089	\$281,677	\$154,299	\$1,093,689	\$4,471,394
Total Attending ADM:	416.5475	\$6,606	\$456	\$676	\$370	\$2,626	\$10,734
Morrison Education Group, Inc.	078556000	\$2,316,916	\$306,526	\$1,264,965	\$242,480	\$719,600	\$4,850,487
Total Attending ADM:	538.8188	\$4,300	\$569	\$2,348	\$450	\$1,336	\$9,002

Current Expenditures for Charter Schools		Classroom Instruction	Classroom Supplies	Administration	Student Support Services	Other Support Services	Total Current Expenditures
<b>Maricopa</b>							
Morrison Education Group, Inc.		\$1,257,900	\$118,574	\$704,690	\$115,339	\$507,280	\$2,703,783
Total Attending ADM:	356.4068	\$3,529	\$333	\$1,977	\$324	\$1,423	\$7,586
New Horizon School for the Performing Arts		\$655,142	\$81,911	\$544,647	\$139,934	\$340,243	\$1,760,877
Total Attending ADM:	134.0300	\$4,888	\$611	\$4,064	\$1,037	\$2,539	\$13,138
New Learning Ventures, Inc.		\$464,972	\$35,781	\$674,867	\$97,201	\$105,210	\$1,378,031
Total Attending ADM:	111.4703	\$4,171	\$321	\$6,054	\$872	\$944	\$12,362
New School For The Arts		\$808,196	\$181,663	\$458,778	\$55,506	\$292,202	\$1,796,345
Total Attending ADM:	202.8959	\$3,983	\$895	\$2,261	\$274	\$1,440	\$8,854
New School for the Arts Middle School		\$314,887	\$52,921	\$124,181	\$48,408	\$17,862	\$568,259
Total Attending ADM:	87.9143	\$3,582	\$602	\$1,413	\$551	\$203	\$6,350
New World Educational Center		\$972,541	\$46,093	\$352,230	\$159,904	\$637,990	\$2,168,758
Total Attending ADM:	168.6914	\$5,765	\$273	\$2,088	\$948	\$3,782	\$12,856
Noah Webster Schools - Mesa		\$2,686,525	\$68,973	\$1,191,489	\$191,584	\$2,548,766	\$6,687,337
Total Attending ADM:	530.9940	\$5,059	\$130	\$2,244	\$361	\$4,800	\$12,594
Noah Webster Schools-Pima		\$1,671,471	\$40,825	\$264,809	\$135,972	\$1,869,643	\$3,982,720
Total Attending ADM:	271.4315	\$6,158	\$150	\$976	\$501	\$6,888	\$14,673
North Phoenix Preparatory Academy		\$3,050,722	\$284,721	\$1,148,586	\$334,189	\$1,150,039	\$5,968,257
Total Attending ADM:	517.7261	\$5,893	\$550	\$2,219	\$645	\$2,221	\$11,528
North Star Charter School, Inc.		\$7,779,937	\$57,444	\$1,706,757	\$2,803	\$245,226	\$9,792,167
Total Attending ADM:	1,311.9616	\$5,930	\$44	\$1,301	\$2	\$187	\$7,464
Ombudsman Educational Services, Ltd., a subsidiary		\$4,691,924	\$530,500	\$4,180,847	\$0	\$1,843,791	\$11,247,062
Total Attending ADM:	1,384.6287	\$3,389	\$383	\$3,019	\$0	\$1,332	\$8,123
P.L.C. Charter Schools		\$4,071,359	\$464,725	\$1,449,152	\$907,692	\$2,711,808	\$9,604,736
Total Attending ADM:	835.3233	\$4,874	\$556	\$1,735	\$1,087	\$3,246	\$11,498
Pan-American Elementary Charter		\$5,195,100	\$334,264	\$1,558,460	\$178,429	\$4,228,129	\$11,494,382
Total Attending ADM:	1,073.0981	\$4,841	\$311	\$1,452	\$166	\$3,940	\$10,711
Paragon Management, Inc.		\$14,582,110	\$1,235,087	\$3,551,733	\$2,213,892	\$3,706,915	\$25,289,737
Total Attending ADM:	2,703.9490	\$5,393	\$457	\$1,314	\$819	\$1,371	\$9,353
PAS Charter, Inc., dba Intelli-School		\$522,994	\$53,628	\$247,749	\$470,494	\$501,468	\$1,796,333
Total Attending ADM:	111.8041	\$4,678	\$480	\$2,216	\$4,208	\$4,485	\$16,067
Pathfinder Charter School Foundation		\$2,066,292	\$115,561	\$1,210,173	\$211,711	\$1,359,009	\$4,962,746
Total Attending ADM:	432.0312	\$4,783	\$267	\$2,801	\$490	\$3,146	\$11,487
Pathways In Education-Arizona, Inc.		\$749,079	\$22,830	\$253,207	\$380,387	\$436,318	\$1,841,821
Total Attending ADM:	174.2189	\$4,300	\$131	\$1,453	\$2,183	\$2,504	\$10,572
Pensar Academy		\$577,613	\$152,733	\$636,156	\$41,290	\$170,245	\$1,578,037
Total Attending ADM:	202.2804	\$2,856	\$755	\$3,145	\$204	\$842	\$7,801
Phoenix Education Management, LLC,		\$1,423,751	\$149,566	\$2,330,400	\$378,226	\$711,644	\$4,993,587
Total Attending ADM:	384.4950	\$3,703	\$389	\$6,061	\$984	\$1,851	\$12,987
Phoenix International Academy		\$685,466	\$125,738	\$451,042	\$208,246	\$905,491	\$2,375,983
Total Attending ADM:	138.6475	\$4,944	\$907	\$3,253	\$1,502	\$6,531	\$17,137

Current Expenditures for Charter Schools		Classroom Instruction	Classroom Supplies	Administration	Student Support Services	Other Support Services	Total Current Expenditures
<b>Maricopa</b>							
Phoenix School of Academic Excellence The	078776000	\$476,379	\$58,145	\$320,196	\$98,979	\$527,538	\$1,481,237
Total Attending ADM:	106.6261	\$4,468	\$545	\$3,003	\$928	\$4,948	\$13,892
Pillar Charter School	078504000	\$183,908	\$12,474	\$73,210	\$8,033	\$18,675	\$296,300
Total Attending ADM:	13.9973	\$13,139	\$891	\$5,230	\$574	\$1,334	\$21,168
Pinnacle Education-Tempe, Inc.	078726000	\$537,626	\$1,575	\$186,478	\$81,299	\$317,948	\$1,124,926
Total Attending ADM:	281.9173	\$1,907	\$6	\$661	\$288	\$1,128	\$3,990
Pinnacle Education-WM/CB, Inc.	078920000	\$174,058	\$1	\$70,487	\$24,045	\$21,140	\$289,731
Total Attending ADM:	73.7285	\$2,361	\$0	\$956	\$326	\$287	\$3,930
Pioneer Preparatory School	078550000	\$2,437,665	\$126,717	\$800,472	\$135,652	\$1,539,724	\$5,040,230
Total Attending ADM:	372.6354	\$6,542	\$340	\$2,148	\$364	\$4,132	\$13,526
Pointe Schools	078925000	\$0	\$0	\$0	\$0	\$0	\$0
Total Attending ADM:	627.2197	\$0	\$0	\$0	\$0	\$0	\$0
Premier Charter High School	078939000	\$734,506	\$63,276	\$249,398	\$333,390	\$515,671	\$1,896,241
Total Attending ADM:	151.6949	\$4,842	\$417	\$1,644	\$2,198	\$3,399	\$12,500
Reid Traditional Schools' Painted Rock Academy Inc	078209000	\$1,789,187	\$28,578	\$601,548	\$5,819	\$446,459	\$2,871,581
Total Attending ADM:	447.1593	\$4,001	\$64	\$1,345	\$13	\$998	\$6,422
Reid Traditional Schools' Valley Academy, Inc.	078749000	\$2,568,887	\$88,887	\$685,496	\$13,997	\$463,812	\$3,841,079
Total Attending ADM:	661.4499	\$3,884	\$134	\$1,036	\$21	\$731	\$5,807
Research Based Education Corporation	078560000	\$377,434	\$17,276	\$197,001	\$60,096	\$410,640	\$1,062,447
Total Attending ADM:	89.1495	\$4,234	\$194	\$2,210	\$674	\$4,606	\$11,918
Ridgeline Academy, Inc.	078609000	\$4,907,697	\$424,940	\$1,177,767	\$539,431	\$1,249,868	\$8,299,693
Total Attending ADM:	978.3813	\$5,016	\$434	\$1,204	\$551	\$1,277	\$8,483
Roosevelt Preparatory Academy	078266000	\$3,531,848	\$222,829	\$1,518,925	\$265,330	\$2,127,322	\$7,666,254
Total Attending ADM:	588.3067	\$6,003	\$379	\$2,582	\$451	\$3,616	\$13,031
Rosefield Charter Elementary School, Inc.	078508000	\$2,599,222	\$161,535	\$1,640,947	\$256,363	\$1,624,853	\$6,282,920
Total Attending ADM:	464.8415	\$5,592	\$348	\$3,530	\$552	\$3,495	\$13,516
Sage Academy, Inc.	078688000	\$581,620	\$36,274	\$212,557	\$100,018	\$919,252	\$1,849,721
Total Attending ADM:	104.9566	\$5,542	\$346	\$2,025	\$953	\$8,758	\$17,624
Salt River Pima-Maricopa Community Schools	078656000	\$818,745	\$45,881	\$621,908	\$232,293	\$126,439	\$1,845,266
Total Attending ADM:	50.3625	\$16,257	\$911	\$12,349	\$4,612	\$2,511	\$36,640
San Tan Montessori School, Inc.	078539000	\$4,203,847	\$395,613	\$1,657,451	\$194,410	\$3,006,670	\$9,457,991
Total Attending ADM:	837.7399	\$5,018	\$472	\$1,978	\$232	\$3,589	\$11,290
SC Jensen Corporation, Inc. dba Intelli-School	078962000	\$229,766	\$27,725	\$142,283	\$217,766	\$225,096	\$842,636
Total Attending ADM:	52.8966	\$4,344	\$524	\$2,690	\$4,117	\$4,255	\$15,930
Scholars Academy Sunnyslope	078624000	\$969,165	\$77,185	\$451,822	\$367,934	\$821,671	\$2,687,677
Total Attending ADM:	182.3904	\$5,314	\$423	\$2,477	\$2,017	\$4,505	\$14,736
Scottsdale Country Day School	078243000	\$585,194	\$38,876	\$334,531	\$140,018	\$309,804	\$1,408,423
Total Attending ADM:	101.1506	\$5,785	\$384	\$3,307	\$1,384	\$3,063	\$13,924
Scottsdale Preparatory Academy	078533000	\$4,941,637	\$356,875	\$1,710,896	\$719,840	\$2,018,337	\$9,747,585
Total Attending ADM:	867.6558	\$5,695	\$411	\$1,972	\$830	\$2,326	\$11,234

Current Expenditures for Charter Schools		Classroom Instruction	Classroom Supplies	Administration	Student Support Services	Other Support Services	Total Current Expenditures
<b>Maricopa</b>							
Self Development Academy-Phoenix		\$1,325,908	\$84,115	\$610,617	\$103,974	\$759,127	\$2,883,741
Total Attending ADM:	282.1168	\$4,700	\$298	\$2,164	\$369	\$2,691	\$10,222
Self Development Charter School		\$2,211,885	\$210,029	\$535,179	\$6,915	\$1,227,675	\$4,191,683
Total Attending ADM:	406.6188	\$5,440	\$517	\$1,316	\$17	\$3,019	\$10,309
Skyline Gila River Schools, LLC		\$1,675,003	\$53,454	\$1,029,357	\$243,782	\$1,771,275	\$4,772,871
Total Attending ADM:	233.1496	\$7,184	\$229	\$4,415	\$1,046	\$7,597	\$20,471
Skyline Schools, Inc.		\$1,149,864	\$35,284	\$308,659	\$300,304	\$1,876,001	\$3,670,112
Total Attending ADM:	195.1739	\$5,891	\$181	\$1,581	\$1,539	\$9,612	\$18,804
SLAM Arizona, Inc.		\$17,614	\$40,765	\$140,647	\$0	\$1	\$199,027
Total Attending ADM:	48.3009	\$365	\$844	\$2,912	\$0	\$0	\$4,121
Somerseset Academy Arizona, Inc.		\$556,740	\$78,625	\$164,577	\$8,983	\$472,587	\$1,281,512
Total Attending ADM:	146.4744	\$3,801	\$537	\$1,124	\$61	\$3,226	\$8,749
South Phoenix Academy Inc.		\$1,425,603	\$179,149	\$330,957	\$135,884	\$955,231	\$3,026,824
Total Attending ADM:	283.8466	\$5,022	\$631	\$1,166	\$479	\$3,365	\$10,664
South Valley Academy, Inc.		\$1,275,717	\$29,871	\$267,420	\$141,889	\$732,249	\$2,447,146
Total Attending ADM:	210.4372	\$6,062	\$142	\$1,271	\$674	\$3,480	\$11,629
Southwest Leadership Academy		\$629,176	\$2,650	\$699,567	\$99,056	\$617,420	\$2,047,869
Total Attending ADM:	195.1741	\$3,224	\$14	\$3,584	\$508	\$3,163	\$10,493
STEP UP Schools, Inc.		\$418,954	\$37,762	\$203,430	\$165,875	\$246,207	\$1,072,228
Total Attending ADM:	60.5692	\$6,917	\$623	\$3,359	\$2,739	\$4,065	\$17,703
Stepping Stones Academy		\$454,552	\$168,110	\$580,183	\$1,960	\$340,300	\$1,545,105
Total Attending ADM:	202.2836	\$2,247	\$831	\$2,868	\$10	\$1,682	\$7,638
Success School		\$5,742,013	\$327,855	\$1,165,378	\$1,395,865	\$2,233,489	\$10,864,600
Total Attending ADM:	922.9059	\$6,222	\$355	\$1,263	\$1,512	\$2,420	\$11,772
Synergy Public School, Inc.		\$2,380,738	\$263,553	\$1,081,631	\$223,969	\$2,031,945	\$5,981,836
Total Attending ADM:	547.6600	\$4,347	\$481	\$1,975	\$409	\$3,710	\$10,923
Tempe Preparatory Academy		\$3,184,016	\$124,383	\$647,670	\$483,411	\$663,549	\$5,103,029
Total Attending ADM:	442.8923	\$7,189	\$281	\$1,462	\$1,091	\$1,498	\$11,522
The Boys & Girls Clubs of the Valley		\$1,143,725	\$58,959	\$366,942	\$69,492	\$604,022	\$2,243,140
Total Attending ADM:	206.9359	\$5,527	\$285	\$1,773	\$336	\$2,919	\$10,840
The Farm at Mission Montessori Academy		\$174,387	\$60,010	\$162,954	\$24,580	\$125,477	\$547,408
Total Attending ADM:	51.2600	\$3,402	\$1,171	\$3,179	\$480	\$2,448	\$10,679
The Odyssey Preparatory Academy, Inc.		\$14,869,322	\$2,258,809	\$4,391,259	\$15,415	\$9,063,155	\$30,597,960
Total Attending ADM:	3,254.8987	\$4,568	\$694	\$1,349	\$5	\$2,784	\$9,401
The Paideia Academies, Inc		\$4,280,788	\$302,522	\$1,355,806	\$634,714	\$2,343,744	\$8,917,574
Total Attending ADM:	769.1865	\$5,565	\$393	\$1,763	\$825	\$3,047	\$11,594
Think Through Academy		\$25,820	\$25,820	\$80,436	\$9,441	\$267,354	\$430,110
Total Attending ADM:	46.0300	\$561	\$561	\$1,747	\$205	\$5,808	\$9,344
ThrivePoint High School, Inc.		\$1,957,980	\$112,623	\$2,701,734	\$312,586	\$1,317,632	\$6,402,555
Total Attending ADM:	991.1800	\$1,975	\$114	\$2,726	\$315	\$1,329	\$6,460

Current Expenditures for Charter Schools		Classroom Instruction	Classroom Supplies	Administration	Student Support Services	Other Support Services	Total Current Expenditures
<b>Maricopa</b>							
Trivium Preparatory Academy	078591000	\$5,341,856	\$520,430	\$1,748,134	\$490,188	\$1,825,893	\$9,926,501
Total Attending ADM:	892.5409	\$5,985	\$583	\$1,959	\$549	\$2,046	\$11,122
Twenty First Century Charter School, Inc. Bennett	078630000	\$101,648	\$1,944	\$145,226	\$47,002	\$384,881	\$680,701
Total Attending ADM:	197.8972	\$514	\$10	\$734	\$238	\$1,945	\$3,440
Valley of the Sun Waldorf Education Association, d	078964000	\$1,955,167	\$105,809	\$460,406	\$317,862	\$445,663	\$3,284,907
Total Attending ADM:	288.2505	\$6,783	\$367	\$1,597	\$1,103	\$1,546	\$11,396
Valor Preparatory Academy, LLC	078104000	\$1,161,164	\$0	\$368,834	\$186,674	\$493,480	\$2,210,152
Total Attending ADM:	179.7005	\$6,462	\$0	\$2,052	\$1,039	\$2,746	\$12,299
Vector School District, Inc.	078562000	\$1,163,303	\$32,936	\$260,378	\$170,610	\$866,250	\$2,493,477
Total Attending ADM:	204.0586	\$5,701	\$161	\$1,276	\$836	\$4,245	\$12,219
Veritas Preparatory Academy	078984000	\$4,526,127	\$450,666	\$1,568,265	\$765,044	\$1,997,439	\$9,307,541
Total Attending ADM:	804.4578	\$5,626	\$560	\$1,949	\$951	\$2,483	\$11,570
Victory Collegiate Academy Corporation	078410000	\$1,408,791	\$436,717	\$1,249,581	\$120,840	\$1,064,182	\$4,280,111
Total Attending ADM:	313.0126	\$4,501	\$1,395	\$3,992	\$386	\$3,400	\$13,674
Villa Montessori Charter School	078715000	\$3,269,389	\$315,944	\$1,507,902	\$102,289	\$725,144	\$5,920,688
Total Attending ADM:	462.1782	\$7,074	\$684	\$3,263	\$221	\$1,569	\$12,810
Vista Charter School	078960000	\$32,413	\$58	\$30,526	\$17,535	\$171,384	\$251,916
Total Attending ADM:	5.9025	\$5,491	\$10	\$5,172	\$2,971	\$29,036	\$42,680
Vista College Preparatory, Inc.	078224000	\$7,279,665	\$419,527	\$8,333,827	\$947,968	\$3,438,073	\$20,419,060
Total Attending ADM:	1,237.2165	\$5,884	\$339	\$6,736	\$766	\$2,779	\$16,504
West Gilbert Charter Elementary School, Inc.	078935000	\$1,779,276	\$77,897	\$989,546	\$63,909	\$1,200,106	\$4,110,734
Total Attending ADM:	271.5624	\$6,552	\$287	\$3,644	\$235	\$4,419	\$15,137
West Gilbert Charter Middle School, Inc.	078974000	\$323,794	\$65,020	\$601,818	(\$25,732)	\$179,053	\$1,143,953
Total Attending ADM:	65.7879	\$4,922	\$988	\$9,148	(\$391)	\$2,722	\$17,389
West Valley Arts and Technology Academy, Inc.	078548000	\$943,822	\$42,262	\$743,647	\$276,729	\$842,282	\$2,848,742
Total Attending ADM:	231.2561	\$4,081	\$183	\$3,216	\$1,197	\$3,642	\$12,319
Western School of Science and Technology, Inc.	078221000	\$3,495,984	\$76,018	\$1,491,283	\$622,911	\$392,560	\$6,078,756
Total Attending ADM:	515.1392	\$6,786	\$148	\$2,895	\$1,209	\$762	\$11,800
<b>Maricopa</b>	Totals	\$848,577,280	\$57,963,701	\$356,509,387	\$105,979,718	\$318,632,027	\$1,687,827,161
Total Attending ADM:	162,316.0687	\$5,228	\$357	\$2,196	\$653	\$1,963	\$10,398

Current Expenditures for Charter Schools		Classroom Instruction	Classroom Supplies	Administration	Student Support Services	Other Support Services	Total Current Expenditures
<b>Mohave</b>							
Academy of Building Industries, Inc.		\$558,175	\$52,793	\$343,813	\$65,961	\$555,646	\$1,576,388
Total Attending ADM:	101.9224	\$5,476	\$518	\$3,373	\$647	\$5,452	\$15,467
Desert Star Academy		\$2,707,411	\$204,548	\$1,118,773	\$239,334	\$1,479,501	\$5,749,567
Total Attending ADM:	457.9256	\$5,912	\$447	\$2,443	\$523	\$3,231	\$12,556
Kingman Academy Of Learning		\$7,446,813	\$456,710	\$1,857,942	\$479,617	\$2,460,841	\$12,701,923
Total Attending ADM:	1,293.1945	\$5,758	\$353	\$1,437	\$371	\$1,903	\$9,822
Masada Charter School, Inc.		\$2,875,082	\$167,814	\$1,029,339	\$366,020	\$715,977	\$5,154,232
Total Attending ADM:	485.4811	\$5,922	\$346	\$2,120	\$754	\$1,475	\$10,617
Mohave Accelerated Elementary School, Inc.		\$1,822,972	\$59,187	\$1,816,199	\$15,456	\$70,921	\$3,784,735
Total Attending ADM:	498.8411	\$3,654	\$119	\$3,641	\$31	\$142	\$7,587
Mohave Accelerated Learning Center		\$1,923,711	\$132,762	\$1,234,876	\$193,576	\$1,576,296	\$5,061,221
Total Attending ADM:	502.3276	\$3,830	\$264	\$2,458	\$385	\$3,138	\$10,076
Telesis Center for Learning, Inc.		\$1,730,944	\$105,738	\$562,387	\$208,569	\$930,793	\$3,538,431
Total Attending ADM:	322.4368	\$5,368	\$328	\$1,744	\$647	\$2,887	\$10,974
Young Scholars Academy Charter School Corp.		\$2,505,264	\$197,334	\$510,346	\$135,414	\$541,980	\$3,890,338
Total Attending ADM:	386.5737	\$6,481	\$510	\$1,320	\$350	\$1,402	\$10,064
<b>Mohave</b>		\$21,570,372	\$1,376,886	\$8,473,675	\$1,703,947	\$8,331,955	\$41,456,835
Total Attending ADM:	4,048.7028	\$5,328	\$340	\$2,093	\$421	\$2,058	\$10,240

Current Expenditures for Charter Schools													
			Classroom Instruction	Classroom Supplies	Administration	Student Support Services	Other Support Services	Total Current Expenditures					
<b>Navajo</b>													
Career Development, Inc.		098745000	\$434,980	\$17,916	\$199,956	\$131,898	\$167,529	\$952,279					
Total Attending ADM:	62.7607	Per ADM Amounts:	\$6,931	\$285	\$3,186	\$2,102	\$2,669	\$15,173					
Shonto Governing Board of Education, Inc.													
Total Attending ADM:	68.3248	098746000	\$496,112	\$109,515	\$160,243	\$186,110	\$575,510	\$1,527,490					
		Per ADM Amounts:	\$7,261	\$1,603	\$2,345	\$2,724	\$8,423	\$22,356					
<b>Navajo</b>													
Totals			\$931,092	\$127,431	\$360,199	\$318,008	\$743,039	\$2,479,769					
Total Attending ADM:	131.0855	Per ADM Amounts:	\$7,103	\$972	\$2,748	\$2,426	\$5,668	\$18,917					



Current Expenditures for Charter Schools		Classroom Instruction	Classroom Supplies	Administration	Student Support Services	Other Support Services	Total Current Expenditures
<b>Pima</b>							
Academy Del Sol, Inc.		\$2,872,694	\$757,463	\$655,972	\$356,375	\$2,484,648	\$7,127,152
Total Attending ADM:	676.7351	\$4,245	\$1,119	\$969	\$527	\$3,672	\$10,532
Academy of Mathematics and Science South, Inc.		\$8,867,267	\$390,848	\$17,989,280	\$3,460,525	\$3,463,326	\$34,171,246
Total Attending ADM:	5,430.6204	\$1,633	\$72	\$3,313	\$637	\$638	\$6,292
Academy of Mathematics and Science, Inc.		\$2,019,111	\$250,876	\$3,027,844	\$561,282	\$973,910	\$6,833,023
Total Attending ADM:	772.7191	\$2,613	\$325	\$3,918	\$726	\$1,260	\$6,843
Academy of Tucson, Inc.		\$2,325,425	\$31,045	\$1,082,728	\$78,001	\$1,236,197	\$4,753,396
Total Attending ADM:	483.4407	\$4,810	\$64	\$2,240	\$161	\$2,557	\$9,832
American Charter Schools Foundation d.b.a. Alta Vi		\$1,963,454	\$88,474	\$1,150,797	\$310,650	\$2,104,643	\$5,618,018
Total Attending ADM:	475.5491	\$4,129	\$186	\$2,420	\$653	\$4,426	\$11,814
Aprerder Tucson		\$1,407,193	\$70,338	\$635,153	\$289,649	\$767,128	\$3,169,461
Total Attending ADM:	199.8492	\$7,041	\$352	\$3,178	\$1,449	\$3,839	\$15,859
Arizona Community Development Corporation		\$5,742,013	\$327,855	\$1,165,378	\$1,395,865	\$2,233,489	\$10,864,600
Total Attending ADM:	1,916.7952	\$2,996	\$171	\$608	\$728	\$1,165	\$5,668
BASIS Charter Schools, Inc.		\$4,109,655	\$150,352	\$1,190,755	\$349,619	\$349,619	\$6,150,000
Total Attending ADM:	720.4006	\$5,705	\$209	\$1,653	\$485	\$485	\$8,537
BASIS Charter Schools, Inc.		\$4,351,906	\$92,908	\$1,227,334	\$208,439	\$1,433,149	\$7,313,736
Total Attending ADM:	798.6749	\$5,449	\$116	\$1,537	\$261	\$1,794	\$9,157
BASIS Charter Schools, Inc.		\$3,265,289	\$115,110	\$954,841	\$264,730	\$1,223,344	\$5,823,314
Total Attending ADM:	618.9327	\$5,276	\$186	\$1,543	\$428	\$1,977	\$9,409
Blue Adobe Project		\$460,666	\$50,004	\$327,047	\$88,327	\$267,764	\$1,193,808
Total Attending ADM:	69.5517	\$6,623	\$719	\$4,702	\$1,270	\$3,850	\$17,164
Canyon Rose Academy, Inc.		\$1,054,607	\$102,612	\$553,169	\$241,211	\$709,284	\$2,660,883
Total Attending ADM:	251.6607	\$4,191	\$408	\$2,198	\$958	\$2,818	\$10,573
Carden of Tucson, Inc.		\$451,107	\$12,928	\$58,742	\$86,304	\$123,140	\$732,221
Total Attending ADM:	55.3069	\$8,156	\$234	\$1,062	\$1,560	\$2,226	\$13,239
CITY Center for Collaborative Learning		\$2,083,461	\$36,355	\$997,572	\$161,710	\$1,196,784	\$4,475,882
Total Attending ADM:	322.8278	\$6,454	\$113	\$3,090	\$501	\$3,707	\$13,865
Colearn Academy Arizona		\$176,847	\$26,030	\$799,559	\$240,774	\$94,817	\$1,338,027
Total Attending ADM:	195.4104	\$905	\$133	\$4,092	\$1,232	\$485	\$6,847
Compass High School, Inc.		\$0	\$0	\$0	\$0	\$0	\$0
Total Attending ADM:	449.9478	\$0	\$0	\$0	\$0	\$0	\$0
CPLC Community Schools dba Hiaki High School		\$439,443	\$15,993	\$462,910	\$22,493	\$241,977	\$1,182,816
Total Attending ADM:	84.1598	\$5,222	\$190	\$5,500	\$267	\$2,875	\$14,054
CPLC Community Schools dba Toltecalli High School		\$398,861	\$32,276	\$533,925	\$89,485	\$234,615	\$1,289,162
Total Attending ADM:	126.8561	\$3,144	\$254	\$4,209	\$705	\$1,849	\$10,162
Daisy Education Corporation dba Sonoran Science Ac		\$4,454,187	\$120,806	\$2,022,219	\$216,647	\$826,200	\$7,640,059
Total Attending ADM:	767.5111	\$5,803	\$157	\$2,635	\$282	\$1,076	\$9,954

Current Expenditures for Charter Schools		Classroom Instruction	Classroom Supplies	Administration	Student Support Services	Other Support Services	Total Current Expenditures
<b>Pima</b>							
Daisy Education Corporation dba Sonoran Science Ac	108502000	\$1,917,395	\$164,731	\$886,857	\$405,023	\$995,134	\$4,369,140
Total Attending ADM:	367.6406	\$5,215	\$448	\$2,412	\$1,102	\$2,707	\$11,884
Daisy Education Corporation dba Sonoran Science Ac	108503000	\$1,785,461	\$62,996	\$931,213	\$151,544	\$526,451	\$3,457,665
Total Attending ADM:	438.8453	\$4,069	\$144	\$2,122	\$345	\$1,200	\$7,879
Daisy Education Corporation dba. Sonoran Science A	108504000	\$1,155,681	\$19,168	\$886,633	\$173,337	\$411,970	\$2,646,789
Total Attending ADM:	198.5750	\$5,820	\$97	\$4,465	\$873	\$2,075	\$13,329
Desert Rose Academy, Inc.	108787000	\$557,988	\$70,338	\$321,944	\$177,609	\$345,119	\$1,472,998
Total Attending ADM:	142.0010	\$3,929	\$495	\$2,267	\$1,251	\$2,430	\$10,373
Desert Sage School	108668000	\$200,341	\$52,826	\$362,199	\$6,931	\$252,704	\$875,001
Total Attending ADM:	25.8001	\$7,765	\$2,048	\$14,039	\$269	\$9,795	\$33,915
Desert Sky Community School, Inc.	108732000	\$265,372	\$9,458	\$117,445	\$86,746	\$91,152	\$570,173
Total Attending ADM:	37.1537	\$7,143	\$255	\$3,161	\$2,335	\$2,453	\$15,346
Eastpointe High School, Inc.	108781000	\$862,344	\$62,034	\$1,994,348	\$240,320	\$365,115	\$3,524,161
Total Attending ADM:	304.5804	\$2,831	\$204	\$6,548	\$789	\$1,199	\$11,571
Ed Ahead	108506000	\$236,302	\$5,137	\$203,206	\$11,918	\$58,963	\$515,526
Total Attending ADM:	21.0738	\$11,213	\$244	\$9,643	\$566	\$2,798	\$24,463
Edge School, Inc., The	108653000	\$931,117	\$76,443	\$457,355	\$357,665	\$476,311	\$2,298,891
Total Attending ADM:	156.9804	\$5,931	\$487	\$2,913	\$2,278	\$3,034	\$14,644
Educational Impact, Inc.	108717000	\$730,249	\$62,297	\$246,159	\$108,689	\$545,330	\$1,692,724
Total Attending ADM:	114.7276	\$6,365	\$543	\$2,146	\$947	\$4,753	\$14,754
Great Expectations Academy	108770000	\$1,280,547	\$118,287	\$637,058	\$187,972	\$344,694	\$2,568,558
Total Attending ADM:	202.8561	\$6,313	\$583	\$3,140	\$927	\$1,699	\$12,662
Griffin Foundation, Inc. The	108789000	\$771,247	\$48,733	\$334,364	\$139,166	\$334,364	\$1,627,874
Total Attending ADM:	127.9923	\$6,026	\$381	\$2,612	\$1,087	\$2,612	\$12,719
Hasan Educational Services	108726000	\$617,824	\$45,227	\$397,824	\$211,399	\$407,611	\$1,679,885
Total Attending ADM:	101.0440	\$6,114	\$448	\$3,937	\$2,092	\$4,034	\$16,625
Hermosa Montessori Charter School	108701000	\$1,385,967	\$24,129	\$668,966	\$74,719	\$542,086	\$2,695,867
Total Attending ADM:	195.4322	\$7,092	\$123	\$3,423	\$382	\$2,774	\$13,794
Highland Free School	108775000	\$159,359	\$39,786	\$77,148	\$17,422	\$173,111	\$466,826
Total Attending ADM:	40.1630	\$3,968	\$991	\$1,921	\$434	\$4,310	\$11,623
Institute for Transformative Education, Inc.	108735000	\$0	\$0	\$0	\$0	\$0	\$0
Total Attending ADM:	47.0066	\$0	\$0	\$0	\$0	\$0	\$0
Kaizen Education Foundation dba Skyview High Schoo	108706000	\$595,016	\$16,956	\$528,559	\$239,161	\$835,724	\$2,215,416
Total Attending ADM:	172.8735	\$3,442	\$98	\$3,057	\$1,383	\$4,834	\$12,815
Khalsa Family Services	108784000	\$1,415,025	\$20,136	\$551,462	\$53,367	\$484,656	\$2,524,646
Total Attending ADM:	241.7984	\$5,852	\$83	\$2,281	\$221	\$2,004	\$10,441
Legacy Traditional School - Northwest Tucson	108414000	\$4,864,828	\$537,604	\$2,847,889	\$873,261	\$1,229,787	\$10,353,369
Total Attending ADM:	1,254.0493	\$3,879	\$429	\$2,271	\$696	\$981	\$8,256
Leman Academy of Excellence, Inc.	108738000	\$19,607,558	\$462,184	\$9,770,396	\$2,814,228	\$3,829,350	\$36,483,716
Total Attending ADM:	4,687.9730	\$4,183	\$99	\$2,084	\$600	\$817	\$7,782

Current Expenditures for Charter Schools		Classroom Instruction	Classroom Supplies	Administration	Student Support Services	Other Support Services	Total Current Expenditures
<b>Pima</b>							
Math and Science Success Academy, Inc.	108798000	\$909,128	\$127,418	\$2,048,381	\$310,992	\$476,788	\$3,872,707
Total Attending ADM:	702.6176	\$1,294	\$181	\$2,915	\$443	\$679	\$5,512
Montessori Schoolhouse of Tucson, Inc.	108703000	\$633,396	\$53,651	\$163,074	\$6,990	\$214,807	\$1,071,918
Total Attending ADM:	111.3812	\$5,687	\$482	\$1,464	\$63	\$1,929	\$9,624
Mountain Rose Academy, Inc.	108769000	\$824,870	\$106,664	\$418,077	\$161,843	\$408,476	\$1,919,930
Total Attending ADM:	188.7787	\$4,370	\$565	\$2,215	\$857	\$2,164	\$10,170
Nosotros, Inc	108707000	\$2,264,948	\$68,122	\$586,647	\$55,468	\$453,916	\$3,429,101
Total Attending ADM:	286.9261	\$7,894	\$237	\$2,045	\$193	\$1,582	\$11,951
Online School of Arizona	108604000	\$78,812	\$107,722	\$353,773	\$34,766	\$68,008	\$643,081
Total Attending ADM:	29.8507	\$3,640	\$3,609	\$11,851	\$1,165	\$2,278	\$21,543
Pima County	108601000	\$582,628	\$51,041	\$322,564	\$243,100	\$500,160	\$1,699,493
Total Attending ADM:	56.9193	\$897	\$5,667	\$5,667	\$4,271	\$8,787	\$29,858
Pima Prevention Partnership	108507000	\$549,654	\$51,944	\$377,934	\$301,808	\$502,948	\$1,784,288
Total Attending ADM:	116.8251	\$4,705	\$445	\$3,235	\$2,583	\$4,305	\$15,273
Pima Prevention Partnership dba Pima Partnership A	108799000	\$376,674	\$38,912	\$202,854	\$217,840	\$213,657	\$1,049,937
Total Attending ADM:	50.2800	\$7,492	\$774	\$4,034	\$4,333	\$4,249	\$20,882
Pima Prevention Partnership dba Pima Partnership S	108711000	\$617,395	\$24,127	\$399,287	\$230,931	\$414,481	\$1,686,221
Total Attending ADM:	108.9391	\$5,667	\$221	\$3,665	\$2,120	\$3,805	\$15,479
Pima Rose Academy, Inc.	108602000	\$1,363,340	\$271,215	\$578,532	\$196,576	\$901,745	\$3,311,408
Total Attending ADM:	442.4111	\$3,082	\$613	\$1,308	\$444	\$2,038	\$7,485
Portable Practical Educational Preparation, Inc. (	108796000	\$27,369,899	\$8,756,821	\$26,718,102	\$3,995,343	\$872,950	\$67,713,115
Total Attending ADM:	6,019.1433	\$4,547	\$1,455	\$4,439	\$664	\$145	\$11,250
Portable Practical Educational Preparation, Inc. (	108744000	\$3,457,956	\$371,418	\$2,096,295	\$1,223,692	\$1,752,527	\$8,901,888
Total Attending ADM:	717.0216	\$4,823	\$518	\$2,924	\$1,707	\$2,444	\$12,415
Presidio School	108778000	\$2,713,912	\$90,088	\$450,191	\$639,684	\$505,646	\$4,399,521
Total Attending ADM:	355.3477	\$7,637	\$254	\$1,267	\$1,800	\$1,423	\$12,381
Satori, Inc.	108719000	\$576,152	\$9,158	\$120,673	\$175,112	\$516,276	\$1,397,371
Total Attending ADM:	118.5088	\$4,862	\$77	\$1,018	\$1,478	\$4,356	\$11,791
Science Technology Engineering and Math Arizona	108514000	\$1,344,049	\$106,187	\$484,899	\$180,322	\$958,764	\$3,074,221
Total Attending ADM:	221.8547	\$6,058	\$479	\$2,186	\$813	\$4,322	\$13,857
Southern Arizona Community Academy, Inc.	108722000	\$471,567	\$2,518	\$383,565	\$4,665	\$341,244	\$1,203,559
Total Attending ADM:	124.5943	\$3,785	\$20	\$3,079	\$37	\$2,739	\$9,660
Southgate Academy, Inc.	108790000	\$2,701,950	\$297,592	\$862,712	\$617,892	\$437,093	\$4,917,239
Total Attending ADM:	398.9851	\$6,772	\$746	\$2,162	\$1,549	\$1,096	\$12,324
StrengthBuilding Partners	108227000	\$258,135	\$36,283	\$265,636	\$55,002	\$231,501	\$846,557
Total Attending ADM:	41.2181	\$6,263	\$880	\$6,445	\$1,334	\$5,616	\$20,538
The Charter Foundation, Inc.	108722000	\$2,615,956	\$106,528	\$1,617,905	\$405,986	\$1,125,355	\$5,871,730
Total Attending ADM:	568.3857	\$4,602	\$187	\$2,846	\$714	\$1,980	\$10,331
Tucson Country Day School, Inc.	108730000	\$3,319,122	\$189,920	\$940,815	\$622,781	\$973,004	\$6,045,642
Total Attending ADM:	482.3342	\$6,881	\$394	\$1,951	\$1,291	\$2,017	\$12,534

**Current Expenditures for Charter Schools**

		Classroom Instruction	Classroom Supplies	Administration	Student Support Services	Other Support Services	Total Current Expenditures
<b>Pima</b>							
Tucson International Academy, Inc.	108714000	\$2,083,618	\$138,656	\$1,844,861	\$415,592	\$2,383,692	\$6,866,419
Total Attending ADM:	390.6769	\$5,333	\$355	\$4,722	\$1,064	\$6,101	\$17,576
Tucson Preparatory School	108768000	\$784,772	\$22,767	\$226,109	\$318,674	\$283,238	\$1,635,560
Total Attending ADM:	110.1782	\$7,123	\$207	\$2,052	\$2,892	\$2,571	\$14,845
Tucson Youth Development/ACE Charter High School	108660000	\$3,802,600	\$62,423	\$816,646	\$435,740	\$369,422	\$5,486,831
Total Attending ADM:	476.7994	\$7,975	\$131	\$1,713	\$914	\$775	\$11,508
<b>Pima</b>		\$145,483,340	\$15,661,918	\$99,335,782	\$25,603,362	\$47,119,364	\$333,203,766
Total Attending ADM:	35,415,4925	\$4,108	\$442	\$2,805	\$723	\$1,330	\$9,408

Current Expenditures for Charter Schools		Classroom Instruction	Classroom Supplies	Administration	Student Support Services	Other Support Services	Total Current Expenditures
<b>Pinal</b>							
A+ Charter Schools	118720000	\$1,134,743	\$153,016	\$716,594	\$104,572	\$1,156,736	\$3,265,661
Total Attending ADM:	266.5252	\$4,258	\$574	\$2,689	\$392	\$4,340	\$12,253
Akimel O Otham Pee Posh Charter School, Inc.	118705000	\$255,672	\$87,532	\$69,374	\$911	\$37,843	\$451,332
Total Attending ADM:	115.3966	\$2,216	\$759	\$601	\$8	\$328	\$3,911
Akimel O Otham Pee Posh Charter School, Inc.	118706000	\$103,107	\$32,447	\$52,741	\$911	\$21,566	\$210,772
Total Attending ADM:	120.3400	\$857	\$270	\$438	\$8	\$179	\$1,751
American Charter Schools Foundation d.b.a. Apache	118703000	\$688,177	\$19,040	\$487,490	\$224,506	\$735,313	\$2,154,526
Total Attending ADM:	197.9197	\$3,477	\$96	\$2,463	\$1,134	\$3,715	\$10,886
ARCHES Academy	118721000	\$0	\$0	\$0	\$0	\$0	\$0
Total Attending ADM:	44.2794	\$0	\$0	\$0	\$0	\$0	\$0
ASU Preparatory Academy - Casa Grande	118716000	\$822,419	\$151,629	\$727,151	\$333,977	\$471,272	\$2,506,448
Total Attending ADM:	224.2643	\$3,667	\$676	\$3,242	\$1,489	\$2,101	\$11,176
Eduprize Schools, LLC	078687000	\$16,102,464	\$948,745	\$1,511,831	\$2,354,582	\$6,377,446	\$27,295,068
Total Attending ADM:	2,958.4609	\$5,443	\$321	\$511	\$796	\$2,156	\$9,226
Leading Edge Academy Maricopa	118708000	\$2,308,669	\$312,890	\$1,865,916	\$18,030	\$774,059	\$5,279,564
Total Attending ADM:	772.8599	\$2,987	\$405	\$2,414	\$23	\$1,002	\$6,831
Leading Edge Academy Queen Creek	078101000	\$1,340,648	\$77,025	\$1,001,646	\$67,572	\$441,810	\$2,928,701
Total Attending ADM:	341.1982	\$3,929	\$226	\$2,936	\$198	\$1,295	\$8,584
Legacy Traditional School - Casa Grande	118718000	\$5,707,840	\$632,980	\$4,196,200	\$844,058	\$1,440,775	\$12,821,853
Total Attending ADM:	1,452.3933	\$3,930	\$436	\$2,889	\$581	\$992	\$8,828
Legacy Traditional School - Maricopa	118719000	\$4,683,318	\$512,708	\$2,785,772	\$859,537	\$1,339,153	\$10,180,488
Total Attending ADM:	1,200.6404	\$3,901	\$427	\$2,320	\$716	\$1,115	\$8,479
Legacy Traditional School - Queen Creek	118715000	\$5,228,075	\$442,817	\$2,463,668	\$614,632	\$1,204,445	\$9,953,637
Total Attending ADM:	1,053.8789	\$4,961	\$420	\$2,338	\$583	\$1,143	\$9,445
Legacy Traditional School-San Tan	078420000	\$2,677,791	\$244,162	\$1,553,403	\$382,444	\$887,464	\$5,745,264
Total Attending ADM:	523.4096	\$5,116	\$466	\$2,968	\$731	\$1,696	\$10,977
Pinnacle Education-Casa Grande, Inc.	118704000	\$117,225	\$85	\$42,193	\$14,321	\$65,171	\$238,995
Total Attending ADM:	36.9553	\$3,172	\$2	\$1,142	\$388	\$1,764	\$6,467
The Grande Innovation Academy	118717000	\$4,060,497	\$338,740	\$845,578	\$440,040	\$1,379,562	\$7,064,417
Total Attending ADM:	779.9471	\$5,206	\$434	\$1,084	\$564	\$1,769	\$9,058
<b>Pinal</b>	Totals	\$45,230,645	\$3,953,816	\$18,319,557	\$6,260,093	\$16,332,615	\$90,096,726
Total Attending ADM:	10,088.4688	\$4,483	\$392	\$1,816	\$621	\$1,619	\$8,931

Current Expenditures for Charter Schools		Classroom Instruction	Classroom Supplies	Administration	Student Support Services	Other Support Services	Total Current Expenditures
<b>Santa Cruz</b>							
Kaizen Education Foundation dba Colegio Petite Pho	128704000	\$1,283,568	\$22,456	\$614,528	\$295,356	\$794,992	\$3,010,890
Total Attending ADM:	249.9506	\$5,135	\$90	\$2,459	\$1,182	\$3,181	\$12,046
Mexicayotl Academy, Inc.	128703000	\$847,804	\$69,052	\$687,580	\$231,436	\$887,278	\$2,723,150
Total Attending ADM:	187.8800	\$4,512	\$368	\$3,660	\$1,232	\$4,723	\$14,494
Patagonia Montessori Elementary School	128725000	\$193,276	\$3,124	\$93,470	\$8,948	\$39,331	\$338,149
Total Attending ADM:	21.1650	\$9,132	\$148	\$4,416	\$423	\$1,858	\$15,977
Pinnacle Education-Kino, Inc.	128701000	\$104,488	\$269	\$30,753	\$11,244	\$79,947	\$226,681
Total Attending ADM:	36.6508	\$2,850	\$7	\$839	\$307	\$2,181	\$6,185
Santa Cruz Valley Opportunities in Education, Inc.	128726000	\$463,140	\$18,740	\$158,102	\$110,886	\$196,231	\$947,099
Total Attending ADM:	63.0716	\$7,343	\$297	\$2,507	\$1,758	\$3,111	\$15,016
<b>Santa Cruz</b>	Totals	\$2,892,246	\$113,641	\$1,584,433	\$657,870	\$1,997,779	\$7,245,969
Total Attending ADM:	558.7180	\$5,177	\$203	\$2,836	\$1,177	\$3,576	\$12,969

Current Expenditures for Charter Schools		Classroom Instruction	Classroom Supplies	Administration	Student Support Services	Other Support Services	Total Current Expenditures
<b>Yavapai</b>							
Acorn Montessori Charter School	138760000	\$3,033,649	\$73,785	\$935,148	\$146,859	\$1,295,710	\$5,485,151
Total Attending ADM:	489.8902	\$6,193	\$151	\$1,909	\$300	\$2,645	\$11,197
Arizona Agribusiness & Equine Center, Inc.	138785000	\$1,339,371	\$62,442	\$467,665	\$440,070	\$201,589	\$2,511,137
Total Attending ADM:	336.4063	\$3,981	\$186	\$1,390	\$1,308	\$599	\$7,465
BASIS Charter Schools, Inc.	138786000	\$3,887,749	\$127,095	\$1,015,517	\$262,840	\$1,311,856	\$6,605,067
Total Attending ADM:	575.7718	\$6,752	\$221	\$1,764	\$457	\$2,278	\$11,472
Compass Points International, Inc	138501000	\$938,386	\$32,056	\$257,668	\$288,283	\$339,174	\$1,855,567
Total Attending ADM:	154.5863	\$6,070	\$207	\$1,667	\$1,865	\$2,194	\$12,003
Desert Star Community School, Inc.	138714000	\$932,539	\$39,833	\$260,821	\$23,726	\$344,957	\$1,601,876
Total Attending ADM:	147.2155	\$6,335	\$271	\$1,772	\$161	\$2,343	\$10,881
Edkey Inc. dba American Heritage Academy	138754000	\$2,425,779	\$48,651	\$655,828	\$28,854	\$417,685	\$3,576,797
Total Attending ADM:	331.9405	\$7,308	\$147	\$1,976	\$87	\$1,258	\$10,775
Edkey, Inc. - Sequoia Ranch School	138705000	\$1,090,425	\$64,574	\$433,831	\$258,544	\$539,682	\$2,387,056
Total Attending ADM:	89.9570	\$12,122	\$718	\$4,823	\$2,874	\$5,999	\$26,536
Franklin Phonetic Primary School, Inc.	138751000	\$1,547,630	\$154,177	\$672,773	\$72,000	\$306,242	\$2,752,822
Total Attending ADM:	385.0303	\$4,020	\$400	\$1,747	\$187	\$795	\$7,150
La Tierra Community School, Inc	138503000	\$717,644	\$41,633	\$203,961	\$139,977	\$262,426	\$1,365,641
Total Attending ADM:	120.5360	\$5,954	\$345	\$1,692	\$1,161	\$2,177	\$11,330
Liberty Leadership Academy	138787000	\$262,955	\$134,494	\$187,226	\$63,521	\$130,707	\$778,903
Total Attending ADM:	42.1589	\$6,237	\$3,190	\$4,441	\$1,507	\$3,100	\$18,475
Mary Ellen Halvorson Educational Foundation. dba:	138757000	\$1,325,309	\$99,903	\$449,495	\$77,069	\$315,215	\$2,266,991
Total Attending ADM:	254.7968	\$5,201	\$392	\$1,764	\$302	\$1,237	\$8,897
Mingus Springs Charter School	138712000	\$816,307	\$62,280	\$249,925	\$114,909	\$425,709	\$1,669,130
Total Attending ADM:	144.4841	\$5,650	\$431	\$1,730	\$795	\$2,946	\$11,552
Mountain Oak Charter School, Inc.	138768000	\$737,569	\$66,856	\$270,014	\$48,060	\$156,778	\$1,279,277
Total Attending ADM:	68.2212	\$10,811	\$980	\$3,958	\$704	\$2,298	\$18,752
PACE Preparatory Academy, Inc.	138758000	\$541,511	\$39,132	\$269,905	\$85,690	\$276,506	\$1,212,744
Total Attending ADM:	98.5737	\$5,493	\$397	\$2,738	\$869	\$2,805	\$12,303
Painted Pony Ranch Charter School	138756000	\$451,380	\$58,666	\$242,148	\$89,039	\$84,082	\$925,315
Total Attending ADM:	79.6847	\$5,665	\$736	\$3,039	\$1,117	\$1,055	\$11,612
Prescott Valley Charter School	078516000	\$2,531,059	\$123,204	\$784,082	\$636,206	\$1,384,158	\$5,458,709
Total Attending ADM:	398.3139	\$6,354	\$309	\$1,969	\$1,597	\$3,475	\$13,705
Sedona Charter School, Inc.	138708000	\$1,023,517	\$39,059	\$288,455	\$147,565	\$171,262	\$1,669,858
Total Attending ADM:	155.7637	\$6,571	\$251	\$1,852	\$947	\$1,099	\$10,720
Skyview School, Inc.	138752000	\$1,465,693	\$71,605	\$295,425	\$167,491	\$215,483	\$2,215,697
Total Attending ADM:	202.1967	\$7,249	\$354	\$1,461	\$828	\$1,066	\$10,958
<b>Yavapai</b>	Totals	\$25,068,472	\$1,339,445	\$7,939,887	\$3,090,703	\$8,179,221	\$45,617,728
Total Attending ADM:	4,075.5276	\$6,151	\$329	\$1,948	\$758	\$2,007	\$11,193

Current Expenditures for Charter Schools		Classroom Instruction	Classroom Supplies	Administration	Student Support Services	Other Support Services	Total Current Expenditures
<b>Yuma</b>							
Campe Diem Collegiate High School		\$482,031	\$32,483	\$331,015	\$442,280	\$300,428	\$1,588,237
Total Attending ADM:	198.1685	\$2,432	\$164	\$1,670	\$2,232	\$1,516	\$8,015
Harvest Power Community Development Group, Inc.		\$5,901,464	\$312,998	\$4,150,524	\$1,020,651	\$5,927,932	\$17,313,569
Total Attending ADM:	1,604.2475	\$3,679	\$195	\$2,587	\$636	\$3,695	\$10,792
Juniper Tree Academy		\$3,697,275	\$230,152	\$1,027,576	\$1,094,398	\$1,309,125	\$7,358,526
Total Attending ADM:	906.5222	\$4,079	\$254	\$1,134	\$1,207	\$1,444	\$6,117
Yuma Private Industry Council, Inc.		\$590,359	\$47,664	\$222,933	\$208,222	\$234,145	\$1,303,323
Total Attending ADM:	103.9162	\$5,681	\$459	\$2,145	\$2,004	\$2,253	\$12,542
<b>Yuma</b>		\$10,671,129	\$623,297	\$5,732,048	\$2,765,551	\$7,771,630	\$27,563,655
Total Attending ADM:	2,812.8544	\$3,794	\$222	\$2,038	\$983	\$2,763	\$9,799



Current Expenditures for Charter Schools		Classroom Instruction	Classroom Supplies	Administration	Student Support Services	Other Support Services	Total Current Expenditures
<b>State</b>		\$1,128,506,992	\$83,675,777	\$508,221,517	\$150,418,199	\$421,180,783	\$2,292,168,316
Total Attending ADM:	224,337,2296	\$5,030	\$373	\$2,265	\$671	\$1,877	\$10,218
		Per ADM Amounts:					
Totals							

Expenditures by Fund for Districts		Maintenance & Operation CSF & IIF Expenditures	Capital Expenditure	Facilities Expenditures	State & Federal Project Expenditures	Other Expenditures	Total Expenditures
<b>Apache</b>							
Alpine Elementary District	010307000	\$1,100,163	\$26,259	\$0	\$280,025	\$17,741	\$1,424,188
Total ADM: 54.5222	Per ADM Amounts:	\$20,178	\$482	\$0	\$5,136	\$325	\$26,121
Chinle Unified District	010224000	\$27,609,452	\$24,035	\$0	\$55,052,266	\$7,440,194	\$90,125,946
Total ADM: 3,051.0132	Per ADM Amounts:	\$9,049	\$8	\$0	\$18,044	\$2,439	\$29,540
Concho Elementary District	010306000	\$3,605,684	\$152,742	\$137,371	\$597,145	\$186,438	\$4,599,390
Total ADM: 166.4322	Per ADM Amounts:	\$21,665	\$918	\$825	\$3,588	\$1,120	\$27,635
Ganado Unified School District	010220000	\$10,832,712	\$98,440	\$5,185,893	\$7,636,298	\$1,085,602	\$24,838,945
Total ADM: 1,124.7940	Per ADM Amounts:	\$9,631	\$88	\$4,611	\$6,789	\$965	\$22,083
Mconary Elementary District	010323000	\$1,325,848	\$398,734	\$0	\$2,760,112	\$62,253	\$4,546,947
Total ADM: 121.6843	Per ADM Amounts:	\$10,896	\$3,277	\$0	\$22,683	\$512	\$37,367
Red Mesa Unified District	010227000	\$1,201,864	\$3,424,783	\$145,563	\$13,600,383	\$377,022	\$18,749,615
Total ADM: 461.2865	Per ADM Amounts:	\$2,605	\$7,424	\$316	\$29,484	\$817	\$40,646
Round Valley Unified District	010210000	\$12,712,419	\$813,375	\$842,750	\$2,243,768	\$1,611,682	\$17,413,644
Total ADM: 1,264.1796	Per ADM Amounts:	\$10,056	\$643	\$667	\$1,775	\$1,275	\$13,775
Sanders Unified District	010218000	\$6,220,240	\$435,660	\$0	\$8,802,935	\$871,398	\$16,330,233
Total ADM: 594.4301	Per ADM Amounts:	\$10,464	\$733	\$0	\$14,809	\$1,466	\$27,472
St Johns Unified District	010201000	\$8,869,530	\$380,496	\$303,225	\$1,904,344	\$642,426	\$12,100,021
Total ADM: 912.4639	Per ADM Amounts:	\$9,720	\$417	\$332	\$2,087	\$704	\$13,261
Vernon Elementary District	010309000	\$2,077,869	\$52,477	\$0	\$503,193	\$132,922	\$2,766,461
Total ADM: 108.9369	Per ADM Amounts:	\$19,074	\$482	\$0	\$4,619	\$1,220	\$25,395
Window Rock Unified District	010208000	\$13,938,963	\$488,085	\$882,989	\$14,970,899	\$895,763	\$31,176,699
Total ADM: 1,632.4899	Per ADM Amounts:	\$8,538	\$299	\$541	\$9,171	\$549	\$19,098
<b>Apache</b>	Totals	\$89,494,744	\$6,295,086	\$7,497,791	\$108,351,368	\$13,323,441	\$224,072,079
Total ADM: 9,492.2328	Per ADM Amounts:	\$9,428	\$663	\$790	\$11,415	\$1,404	\$23,606

Expenditures by Fund for Districts		Maintenance & Operation CSF & IIF Expenditures	Capital Expenditure	Facilities Expenditures	State & Federal Project Expenditures	Other Expenditures	Total Expenditures
<b>Cochise</b>							
Apache Elementary District	020342000	\$196,582	\$22,845	\$0	\$242,706	\$2,178	\$464,311
Total ADM: 11.4900	Per ADM Amounts:	\$17,109	\$1,988	\$0	\$21,123	\$190	\$40,410
Ash Creek Elementary District	020453000	\$611,830	\$4,606	\$0	\$202,324	\$39,045	\$857,805
Total ADM: 27.9452	Per ADM Amounts:	\$21,894	\$165	\$0	\$7,240	\$1,397	\$30,696
Benson Unified School District	020209000	\$11,860,005	\$667,628	\$715,688	\$2,533,857	\$1,886,133	\$17,176,289
Total ADM: 1.322.0433	Per ADM Amounts:	\$8,971	\$505	\$541	\$1,917	\$1,427	\$12,992
Bisbee Unified District	020202000	\$6,340,559	\$344,979	\$96,409	\$1,248,641	\$893,542	\$8,924,130
Total ADM: 656.6176	Per ADM Amounts:	\$9,656	\$525	\$147	\$1,902	\$1,361	\$13,591
Bowie Unified District	020214000	\$1,408,173	\$194,366	(\$6,931)	\$669,201	(\$20,590)	\$2,244,219
Total ADM: 62.2200	Per ADM Amounts:	\$22,632	\$3,124	(\$111)	\$10,755	(\$331)	\$36,069
Cochise County Accommodation School District	020101000	\$3,015,428	\$25,787	\$0	\$56,459	\$0	\$3,097,674
Total ADM: 308.0806	Per ADM Amounts:	\$9,788	\$84	\$0	\$183	\$0	\$10,055
Cochise Elementary District	020326000	\$1,708,575	\$94,936	\$44,790	\$52,200	\$81,058	\$1,981,559
Total ADM: 81.1772	Per ADM Amounts:	\$21,047	\$1,169	\$552	\$643	\$999	\$24,410
Cochise Technology District	020801000	\$4,735,288	\$458,756	\$0	\$164,166	\$7,380	\$5,365,590
Total ADM: 1.063.2945	Per ADM Amounts:	\$4,453	\$431	\$0	\$154	\$7	\$5,046
Double Adobe Elementary District	020345000	\$487,684	\$19,178	\$0	\$176,535	\$2,401	\$685,798
Total ADM: 30.0735	Per ADM Amounts:	\$16,216	\$638	\$0	\$5,870	\$80	\$22,804
Douglas Unified District	020227000	\$28,789,555	\$1,679,599	\$10,856,287	\$9,835,574	\$4,457,735	\$55,031,557
Total ADM: 3.641.7708	Per ADM Amounts:	\$7,905	\$461	\$2,981	\$2,701	\$1,224	\$15,111
Elfrida Elementary District	020412000	\$1,018,299	\$8,346	\$20,768	\$138,365	\$22,516	\$1,208,294
Total ADM: 98.5968	Per ADM Amounts:	\$10,328	\$85	\$211	\$1,403	\$228	\$12,255
Fort Huachuca Accommodation District	020100000	\$6,237,929	\$0	\$0	\$7,369,095	\$335,903	\$13,942,927
Total ADM: 719.6792	Per ADM Amounts:	\$8,665	\$0	\$0	\$10,237	\$467	\$19,368
McNeal Elementary District	020355000	\$791,546	\$7,674	\$2,304	\$167,355	\$76,986	\$1,045,865
Total ADM: 42.4517	Per ADM Amounts:	\$18,646	\$181	\$54	\$3,942	\$1,813	\$24,637
Naco Elementary District	020323000	\$3,469,930	\$48,735	\$116,405	\$743,242	\$199,177	\$4,577,489
Total ADM: 260.1487	Per ADM Amounts:	\$13,338	\$187	\$447	\$2,857	\$766	\$17,596
Palominas Elementary School District 49	020349000	\$10,807,969	\$423,338	\$6,500	\$1,450,192	\$830,486	\$13,518,485
Total ADM: 840.0372	Per ADM Amounts:	\$12,866	\$504	\$8	\$1,726	\$989	\$16,093
Pearce Elementary District	020422000	\$1,340,848	\$149,238	\$114,870	\$232,881	\$137,565	\$1,975,402
Total ADM: 125.7881	Per ADM Amounts:	\$10,660	\$1,186	\$913	\$1,851	\$1,094	\$15,704
Pomerene Elementary District	020364000	\$1,341,960	\$47,452	\$15,680	\$198,480	\$134,351	\$1,737,923
Total ADM: 98.7324	Per ADM Amounts:	\$13,592	\$481	\$159	\$2,010	\$1,361	\$17,602
San Simon Unified District	020218000	\$1,909,055	\$94,987	\$366,958	\$187,663	\$69,630	\$2,628,293
Total ADM: 98.6913	Per ADM Amounts:	\$19,344	\$962	\$3,718	\$1,902	\$706	\$26,631
Sierra Vista Unified District	020268000	\$36,737,239	\$1,358,873	\$4,826,178	\$10,484,260	\$5,454,080	\$57,560,130
Total ADM: 4.487.4924	Per ADM Amounts:	\$8,187	\$303	\$1,075	\$2,336	\$1,215	\$12,827
St David Unified District	020221000	\$3,656,326	\$118,570	\$3,028,095	\$507,847	\$379,423	\$7,690,951
Total ADM: 401.8788	Per ADM Amounts:	\$9,098	\$295	\$7,535	\$1,264	\$944	\$19,137
Tombstone Unified District	020201000	\$8,421,370	\$737,876	\$1,068,801	\$2,726,872	\$3,036,777	\$15,994,406
Total ADM: 844.1860	Per ADM Amounts:	\$9,976	\$874	\$1,266	\$3,230	\$3,597	\$18,947

Expenditures by Fund for Districts			Maintenance & Operation CSF & IIF Expenditures	Capital Expenditure	Facilities Expenditures	State & Federal Project Expenditures	Other Expenditures	Total Expenditures
<b>Cochise</b>								
Valley Union High School District	020522000	\$1,953,771	\$85,831	\$40,134	\$213,126	\$196,563	\$2,489,425	
Total ADM: 96.7215	Per ADM Amounts:	\$20,200	\$887	\$415	\$2,204	\$2,032	\$25,738	
Willcox Unified District	020213000	\$10,200,859	\$542,520	\$4,159,150	\$3,055,350	\$1,730,896	\$19,022,975	
Total ADM: 1,038.8568	Per ADM Amounts:	\$9,819	\$522	\$4,004	\$2,941	\$1,666	\$18,311	
<b>Cochise</b>	Totals	\$147,040,780	\$7,136,120	\$25,472,086	\$42,656,391	\$19,953,235	\$239,221,497	
Total ADM:	Per ADM Amounts:	\$8,989	\$436	\$1,557	\$2,608	\$1,220	\$14,624	

Expenditures by Fund for Districts		Maintenance & Operation CSF & IIF Expenditures	Capital Expenditure	Facilities Expenditures	State & Federal Project Expenditures	Other Expenditures	Total Expenditures
<b>Cocoonino</b>							
Chevelon Butte School District	030305000	\$554,034	\$87,864	\$0	\$0	\$0	\$641,898
Total ADM:0.0000	Per ADM Amounts:	\$0	\$0	\$0	\$0	\$0	\$0
Cocoonino Association for Vocation Industry and Tec	030801000	\$2,471,312	\$202,355	\$0	\$90,807	\$3,292	\$2,767,766
Total ADM:570.6380	Per ADM Amounts:	\$4,331	\$355	\$0	\$159	\$6	\$4,850
Cocoonino County Accommodation School District	030199000	\$2,058,726	\$69,280	\$0	\$479,370	\$222,693	\$2,830,069
Total ADM:123.4599	Per ADM Amounts:	\$16,675	\$561	\$0	\$3,883	\$1,804	\$22,923
Flagstaff Unified District	030201000	\$82,144,063	\$4,705,342	\$10,357,642	\$18,051,408	\$11,065,493	\$129,567,739
Total ADM:8.637.2949	Per ADM Amounts:	\$9,510	\$545	\$1,199	\$2,090	\$1,281	\$15,001
Fredonia-Moccasin Unified District	030206000	\$2,075,111	\$158,618	\$12,103	\$1,005,579	\$63,865	\$3,315,276
Total ADM:158.6948	Per ADM Amounts:	\$13,076	\$1,000	\$76	\$6,337	\$402	\$20,891
Grand Canyon Unified District	030204000	\$4,078,396	\$130,660	\$63,117	\$1,600,621	\$1,025,778	\$6,898,572
Total ADM:239.0710	Per ADM Amounts:	\$17,059	\$547	\$264	\$6,695	\$4,291	\$28,856
Maine Consolidated School District	030310000	\$2,225,502	\$88,473	\$255,556	\$665,675	\$13,013	\$3,248,219
Total ADM:123.7829	Per ADM Amounts:	\$17,979	\$715	\$2,065	\$5,378	\$105	\$26,241
Page Unified School District #8	030208000	\$18,513,882	\$1,277,403	\$2,568,168	\$10,340,971	\$2,454,427	\$35,154,851
Total ADM:2.321.2920	Per ADM Amounts:	\$7,976	\$550	\$1,106	\$4,455	\$1,057	\$15,145
Tuba City Unified School District #15	030215000	\$13,430,386	\$512,044	\$0	\$11,840,239	\$4,375,609	\$29,256,778
Total ADM:1,411.6888	Per ADM Amounts:	\$9,514	\$363	\$0	\$8,387	\$3,100	\$20,725
Williams Unified District	030202000	\$6,729,028	\$1,261,052	\$0	\$2,979,588	\$1,202,297	\$12,171,965
Total ADM:630.2423	Per ADM Amounts:	\$10,677	\$2,001	\$0	\$4,728	\$1,908	\$19,313
<b>Cocoonino</b>	Totals	\$134,280,440	\$8,493,091	\$13,256,586	\$47,054,258	\$20,426,467	\$225,863,133
Total ADM:	14,216.1646	\$9,446	\$597	\$933	\$3,310	\$1,437	\$15,887

Expenditures by Fund for Districts		Maintenance & Operation CSF & IIF Expenditures	Capital Expenditure	Facilities Expenditures	State & Federal Project Expenditures	Other Expenditures	Total Expenditures
<b>Gila</b>							
Gila County Regional School District	040149000	\$56,048	\$6,836	\$0	\$259,851	\$19,471	\$342,206
Total ADM: 11.9791	Per ADM Amounts:	\$4,679	\$571	\$0	\$21,692	\$1,625	\$28,567
Globe Unified District	040201000	\$12,331,554	\$586,367	\$857,865	\$4,298,224	\$1,571,645	\$19,645,675
Total ADM: 1,586.5787	Per ADM Amounts:	\$7,772	\$370	\$541	\$2,709	\$991	\$12,382
Hayden-Winkelman Unified District	040241000	\$3,582,155	\$177,944	\$159,029	\$627,936	\$436,537	\$4,983,602
Total ADM: 300.5489	Per ADM Amounts:	\$11,919	\$592	\$529	\$2,089	\$1,452	\$16,582
Miami Unified District	040240000	\$7,451,151	\$713,086	\$27,928	\$4,134,496	\$888,409	\$13,215,070
Total ADM: 864.9544	Per ADM Amounts:	\$8,615	\$824	\$32	\$4,780	\$1,027	\$15,278
Payson Unified District	040210000	\$19,436,357	\$1,145,832	\$4,674,795	\$4,548,169	\$2,952,544	\$30,282,372
Total ADM: 2,181.9682	Per ADM Amounts:	\$8,908	\$525	\$2,142	\$2,084	\$1,353	\$13,878
Pine Strawberry Elementary District	040312000	\$3,509,037	\$69,463	\$0	\$291,997	\$47,503	\$3,918,000
Total ADM: 90.1226	Per ADM Amounts:	\$38,936	\$771	\$0	\$3,240	\$527	\$43,474
San Carlos Unified District	040220000	\$12,060,127	\$733,209	\$0	\$13,121,169	\$4,634,226	\$30,548,731
Total ADM: 1,339.3433	Per ADM Amounts:	\$9,005	\$547	\$0	\$9,797	\$3,460	\$22,809
Tonto Basin Elementary District	040333000	\$1,856,506	\$39,834	\$0	\$187,444	\$65,360	\$2,149,144
Total ADM: 77.6293	Per ADM Amounts:	\$23,915	\$513	\$0	\$2,415	\$842	\$27,685
Young Elementary District	040305000	\$1,530,613	\$55,527	\$3,162	\$58,678	\$5,000	\$1,652,980
Total ADM: 39.7067	Per ADM Amounts:	\$38,548	\$1,398	\$80	\$1,478	\$126	\$41,630
<b>Gila</b>	Totals	\$61,813,548	\$3,528,118	\$5,722,779	\$27,527,965	\$10,620,695	\$106,737,780
Total ADM:	6,492.8312	\$9,520	\$543	\$881	\$4,240	\$1,636	\$16,439

Expenditures by Fund for Districts		Maintenance & Operation CSF & IIF Expenditures	Capital Expenditure	Facilities Expenditures	State & Federal Project Expenditures	Other Expenditures	Total Expenditures
<b>Graham</b>							
Bonita Elementary District	050316000	\$1,912,194	\$53,058	\$0	\$125,302	\$435,693	\$2,526,247
Total ADM: 95.6158	Per ADM Amounts:	\$19,999	\$555	\$0	\$1,310	\$4,557	\$26,421
Fort Thomas Unified District	050207000	\$5,075,428	\$872,258	\$91,742	\$7,071,203	\$151,415	\$13,262,046
Total ADM: 583.8579	Per ADM Amounts:	\$8,693	\$1,494	\$157	\$12,111	\$259	\$22,715
Gila Institute for Technology	050802000	\$2,262,451	\$669,042	\$0	\$69,057	\$825	\$3,001,375
Total ADM: 499.8988	Per ADM Amounts:	\$4,526	\$1,338	\$0	\$138	\$2	\$6,004
Klondyke Elementary District	050309000	\$7,214	\$0	\$0	\$0	\$0	\$7,214
Total ADM: 0.0000	Per ADM Amounts:	\$0	\$0	\$0	\$0	\$0	\$0
Pima Unified District	050206000	\$8,545,805	\$948,225	\$399,877	\$1,293,232	\$1,438,298	\$12,625,437
Total ADM: 1,055.8883	Per ADM Amounts:	\$8,093	\$898	\$379	\$1,225	\$1,362	\$11,957
Safford Unified District	050201000	\$21,501,002	\$835,233	\$7,348,476	\$4,511,313	\$1,741,072	\$35,452,096
Total ADM: 2,803.3674	Per ADM Amounts:	\$7,670	\$298	\$2,621	\$1,609	\$621	\$12,646
Solomon Elementary District	050305000	\$2,102,045	\$124,299	\$0	\$531,878	\$442,586	\$3,200,808
Total ADM: 171.0082	Per ADM Amounts:	\$12,292	\$727	\$0	\$3,110	\$2,588	\$18,717
Thatcher Unified District	050204000	\$13,417,478	\$667,563	\$206,355	\$2,236,366	\$1,074,149	\$17,601,911
Total ADM: 1,760.2072	Per ADM Amounts:	\$7,623	\$379	\$117	\$1,271	\$610	\$10,000
<b>Graham</b>	Totals	\$54,823,617	\$4,169,678	\$8,046,450	\$15,838,351	\$5,284,038	\$87,677,134
Total ADM:	6,969.8436	\$7,866	\$598	\$1,154	\$2,272	\$758	\$12,579

Expenditures by Fund for Districts		Maintenance & Operation CSF & IIF Expenditures	Capital Expenditure	Facilities Expenditures	State & Federal Project Expenditures	Other Expenditures	Total Expenditures
<b>Greenlee</b>							
Blue Elementary District		\$148,149	\$0	\$0	\$46,278	\$0	\$194,427
	Total ADM: 11.2800	\$13,134	\$0	\$0	\$4,103	\$0	\$17,236
Duncan Unified District		\$3,693,206	\$540,921	\$0	\$669,770	\$463,848	\$5,367,745
	Total ADM: 371.3553	\$9,945	\$1,457	\$0	\$1,804	\$1,249	\$14,454
Eagle Elementary District		\$8,731	\$0	\$0	\$0	\$0	\$8,731
	Total ADM: 0.0000	\$0	\$0	\$0	\$0	\$0	\$0
Morenci Unified District		\$10,242,658	\$1,011,857	\$359,629	\$870,575	\$7,191,714	\$19,676,432
	Total ADM: 1,329.9399	\$7,702	\$761	\$270	\$655	\$5,408	\$14,795
<b>Greenlee</b>	Totals	\$14,092,744	\$1,552,778	\$359,629	\$1,586,623	\$7,655,562	\$25,247,335
Total ADM:	1,712.5752	\$8,229	\$907	\$210	\$926	\$4,470	\$14,742



Expenditures by Fund for Districts		Maintenance & Operation CSF & IIF Expenditures	Capital Expenditure	Facilities Expenditures	State & Federal Project Expenditures	Other Expenditures	Total Expenditures
<b>La Paz</b>							
Bicentennial Union High School District	150576000	\$1,889,158	\$101,208	\$0	\$344,193	\$146,914	\$2,481,473
Total ADM:122.7054	Per ADM Amounts:	\$15,396	\$825	\$0	\$2,805	\$1,197	\$20,223
Bouse Elementary District	150426000	\$840,047	\$379,685	\$312,917	\$153,095	\$70,683	\$1,756,427
Total ADM:45.0376	Per ADM Amounts:	\$18,652	\$8,430	\$6,948	\$3,399	\$1,569	\$38,999
Parker Unified School District	150227000	\$14,802,234	\$876,922	\$641,510	\$7,375,331	\$1,251,280	\$24,947,277
Total ADM:1,647.6276	Per ADM Amounts:	\$8,984	\$532	\$389	\$4,476	\$759	\$15,141
Quartzsite Elementary District	150404000	\$1,730,307	\$118,778	\$1,847,860	\$211,570	\$159,985	\$4,068,500
Total ADM:130.0849	Per ADM Amounts:	\$13,301	\$913	\$14,205	\$1,626	\$1,230	\$31,276
Salome Consolidated Elementary District	150430000	\$1,688,114	\$106,089	\$0	\$636,415	\$10,197	\$2,440,815
Total ADM:114.3416	Per ADM Amounts:	\$14,764	\$928	\$0	\$5,566	\$89	\$21,347
Wenden Elementary District	150419000	\$1,492,956	\$66,107	\$0	\$147,205	\$120,181	\$1,826,449
Total ADM:65.7077	Per ADM Amounts:	\$22,721	\$1,006	\$0	\$2,240	\$1,829	\$27,797
<b>La Paz</b>	Totals	\$22,442,816	\$1,648,789	\$2,802,287	\$8,867,809	\$1,759,240	\$37,520,941
Total ADM:	2,125.5048	\$10,559	\$776	\$1,318	\$4,172	\$828	\$17,653

Expenditures by Fund for Districts		Maintenance & Operation CSF & IIF Expenditures	Capital Expenditure	Facilities Expenditures	State & Federal Project Expenditures	Other Expenditures	Total Expenditures
<b>Maricopa</b>							
Agua Fria Union High School District	070516000	\$63,310,135	\$23,147,433	\$17,087,592	\$9,934,394	\$10,557,700	\$141,571,129
Total ADM: 9,519,5168	Per ADM Amounts:	\$8,752	\$2,432	\$1,795	\$1,044	\$1,109	\$14,872
Agua Elementary District	070363000	\$1,715,354	\$66,977	\$33,773	\$1,041,619	\$172,794	\$3,030,517
Total ADM: 124,0388	Per ADM Amounts:	\$13,829	\$540	\$272	\$8,398	\$1,393	\$24,432
Alhambra Elementary District	070468000	\$75,273,522	\$9,666,148	\$3,257,658	\$45,538,281	\$3,476,822	\$139,404,350
Total ADM: 9,541,4108	Per ADM Amounts:	\$7,889	\$1,013	\$341	\$4,773	\$384	\$14,610
Arlington Elementary District	070447000	\$2,624,205	\$298,826	\$324,733	\$763,707	\$409,568	\$4,125,838
Total ADM: 268,6563	Per ADM Amounts:	\$9,768	\$1,112	\$1,209	\$2,843	\$1,525	\$15,357
Avondale Elementary District	070444000	\$44,341,738	\$2,941,673	\$4,870,931	\$11,072,863	\$10,709,716	\$74,010,596
Total ADM: 5,525,4444	Per ADM Amounts:	\$8,025	\$532	\$882	\$2,004	\$1,938	\$13,395
Balsz Elementary District	070431000	\$19,359,794	\$886,580	\$6,047,618	\$12,563,995	\$4,947,424	\$42,592,224
Total ADM: 2,036,1109	Per ADM Amounts:	\$9,508	\$435	\$2,970	\$6,171	\$2,430	\$20,918
Buckeye Elementary District	070433000	\$43,225,072	\$1,989,349	\$12,854,260	\$8,557,707	\$4,976,697	\$74,658,102
Total ADM: 5,349,4584	Per ADM Amounts:	\$8,080	\$372	\$2,403	\$1,600	\$930	\$13,956
Buckeye Union High School District	070501000	\$46,764,639	\$2,512,339	\$7,178,394	\$5,617,902	\$9,271,594	\$68,338,783
Total ADM: 5,310,2385	Per ADM Amounts:	\$8,807	\$473	\$1,352	\$1,058	\$1,746	\$12,869
Cartwright Elementary District	070483000	\$114,312,919	\$3,897,944	\$7,153,215	\$44,780,562	\$33,130,678	\$212,956,595
Total ADM: 13,395,3673	Per ADM Amounts:	\$8,534	\$291	\$534	\$3,343	\$2,473	\$15,898
Cave Creek Unified District	070293000	\$35,593,326	\$746,827	\$4,462,425	\$7,214,887	\$6,877,043	\$51,332,433
Total ADM: 4,362,5365	Per ADM Amounts:	\$8,159	\$171	\$1,023	\$1,654	\$1,576	\$11,677
Chandler Unified District #80	070280000	\$400,598,545	\$16,073,606	\$10,294,868	\$38,101,384	\$64,958,041	\$589,514,769
Total ADM: 42,294,0956	Per ADM Amounts:	\$9,472	\$380	\$243	\$901	\$1,536	\$13,938
Creighton Elementary District	070414000	\$38,895,709	\$2,147,414	\$11,100,739	\$21,048,456	\$6,739,389	\$74,057,345
Total ADM: 4,784,4149	Per ADM Amounts:	\$8,130	\$449	\$2,320	\$4,399	\$1,409	\$15,479
Deer Valley Unified District	070297000	\$290,464,044	\$12,029,564	\$45,066,114	\$30,965,194	\$29,078,610	\$404,254,185
Total ADM: 31,671,5172	Per ADM Amounts:	\$9,171	\$380	\$1,423	\$978	\$918	\$12,764
Dysart Unified District	070289000	\$196,093,372	\$14,009,671	\$24,972,639	\$35,942,854	\$24,374,824	\$281,874,360
Total ADM: 21,871,0014	Per ADM Amounts:	\$8,966	\$641	\$1,142	\$1,643	\$1,114	\$12,888
East Valley Institute of Technology	070801000	\$0	\$0	\$0	\$0	\$0	\$0
Total ADM: 10,361,2099	Per ADM Amounts:	\$0	\$0	\$0	\$0	\$0	\$0
Fountain Hills Unified District	070298000	\$11,171,113	\$708,414	\$151,962	\$2,670,702	\$796,800	\$15,615,869
Total ADM: 1,127,8715	Per ADM Amounts:	\$9,905	\$628	\$135	\$2,368	\$706	\$13,845
Fowler Elementary District	070445000	\$28,215,308	\$1,158,707	\$3,691,600	\$11,389,900	\$7,962,227	\$49,938,270
Total ADM: 3,561,0229	Per ADM Amounts:	\$7,923	\$325	\$1,037	\$3,198	\$2,236	\$14,024
Gila Bend Unified District	070224000	\$4,222,232	\$164,643	\$1,415,150	\$1,402,624	\$442,024	\$7,390,219
Total ADM: 440,7670	Per ADM Amounts:	\$9,579	\$374	\$3,211	\$3,182	\$1,003	\$16,767
Gilbert Unified District	070241000	\$309,984,366	\$18,950,958	\$25,528,586	\$25,199,753	\$42,215,197	\$447,446,072
Total ADM: 31,801,4390	Per ADM Amounts:	\$9,747	\$596	\$803	\$792	\$1,327	\$14,070
Glendale Elementary District	070440000	\$65,086,703	\$9,917,353	\$4,699,946	\$29,105,879	\$8,834,000	\$122,376,502
Total ADM: 8,782,8786	Per ADM Amounts:	\$7,411	\$1,129	\$535	\$3,314	\$1,006	\$13,934
Glendale Union High School District	070505000	\$146,073,954	\$1,040,988	\$20,300,982	\$31,350,384	\$11,917,811	\$259,886,857
Total ADM: 16,136,6997	Per ADM Amounts:	\$9,052	\$85	\$1,258	\$1,943	\$739	\$16,105

Expenditures by Fund for Districts		Maintenance & Operation CSF & IIF Expenditures	Capital Expenditure	Facilities Expenditures	State & Federal Project Expenditures	Other Expenditures	Total Expenditures
<b>Maricopa</b>							
Higley Unified School District	070260000	\$103,068,194	\$18,665,072	\$11,913,940	\$16,030,832	\$13,574,975	\$157,911,470
Total ADM:12,656.5660	Per ADM Amounts:	\$8,143	\$1,475	\$941	\$1,267	\$1,073	\$12,477
Isaac Elementary District	070405000	\$44,761,369	\$2,832,226	\$5,291,259	\$29,803,060	\$7,805,505	\$90,493,419
Total ADM:4,665.9957	Per ADM Amounts:	\$9,593	\$607	\$1,134	\$6,387	\$1,673	\$19,394
Kyrene Elementary District	070428000	\$114,664,819	\$7,373,091	\$24,785,275	\$20,248,579	\$17,214,559	\$183,323,193
Total ADM:13,563.6942	Per ADM Amounts:	\$8,454	\$544	\$1,827	\$1,493	\$1,269	\$13,516
Laveen Elementary District	070459000	\$59,886,884	\$3,391,101	\$3,973,236	\$12,537,202	\$7,315,444	\$85,525,972
Total ADM:7,223.9269	Per ADM Amounts:	\$8,290	\$469	\$550	\$1,736	\$1,013	\$11,839
Liberty Elementary District	070425000	\$34,121,656	\$2,788,473	\$4,828,951	\$3,639,133	\$2,940,986	\$50,019,963
Total ADM:4,184.8626	Per ADM Amounts:	\$8,154	\$666	\$1,154	\$870	\$703	\$11,953
Litchfield Elementary District	070479000	\$88,649,344	\$3,619,473	\$9,144,076	\$8,403,168	\$11,648,811	\$118,604,804
Total ADM:10,020.7113	Per ADM Amounts:	\$8,847	\$361	\$913	\$839	\$1,162	\$11,836
Littleton Elementary District	070465000	\$46,340,645	\$3,645,897	\$8,470,762	\$9,047,525	\$7,509,426	\$96,372,373
Total ADM:5,518.0490	Per ADM Amounts:	\$8,398	\$661	\$1,535	\$1,640	\$1,361	\$17,465
Madison Elementary District	070438000	\$45,113,647	\$3,249,456	\$17,372,355	\$5,892,243	\$12,758,435	\$105,323,400
Total ADM:5,253.0006	Per ADM Amounts:	\$8,588	\$619	\$3,307	\$1,122	\$2,429	\$20,050
Maricopa County Regional School District	070199000	\$577,169	\$29,424	\$0	\$1,822,521	\$6,560,633	\$8,989,747
Total ADM:77.1177	Per ADM Amounts:	\$7,484	\$382	\$0	\$23,633	\$85,073	\$116,572
Mesa Unified District	070204000	\$525,415,464	\$31,219,975	\$72,962,629	\$162,035,295	\$58,018,952	\$854,437,073
Total ADM:54,815.2208	Per ADM Amounts:	\$9,585	\$570	\$1,331	\$2,956	\$1,058	\$15,588
Mobile Elementary District	070386000	\$741,493	\$37,433	\$54,042	\$89,239	\$64,166	\$976,373
Total ADM:28.1709	Per ADM Amounts:	\$26,321	\$1,329	\$1,918	\$3,168	\$1,923	\$34,659
Morristown Elementary District	070375000	\$1,888,894	\$51,264	\$0	\$381,528	\$474,090	\$2,795,776
Total ADM:121.7260	Per ADM Amounts:	\$15,518	\$421	\$0	\$3,134	\$3,895	\$22,968
Murphy Elementary District	070421000	\$8,136,444	\$162,895	\$936,000	\$6,774,232	\$3,765,846	\$18,839,756
Total ADM:1,122.0606	Per ADM Amounts:	\$7,251	\$145	\$834	\$6,037	\$3,356	\$16,790
Nadaburg Unified School District	070381000	\$11,127,973	\$825,771	\$12,260,016	\$2,216,206	\$2,598,946	\$29,197,582
Total ADM:1,163.2558	Per ADM Amounts:	\$9,566	\$710	\$10,539	\$1,905	\$2,234	\$25,100
Osborn Elementary District	070408000	\$19,932,461	\$1,395,749	\$7,099,700	\$10,558,366	\$5,937,445	\$41,089,720
Total ADM:2,301.8334	Per ADM Amounts:	\$8,659	\$606	\$3,084	\$4,587	\$2,579	\$17,851
Palo Verde Elementary District	070449000	\$4,301,692	\$178,145	\$112,170	\$1,005,771	\$218,957	\$5,816,735
Total ADM:415.5672	Per ADM Amounts:	\$10,351	\$429	\$270	\$2,420	\$527	\$13,997
Paloma School District	070394000	\$1,738,894	\$1,072,020	\$0	\$518,545	\$135,001	\$3,464,460
Total ADM:90.3023	Per ADM Amounts:	\$19,256	\$11,871	\$0	\$5,742	\$1,495	\$38,365
Paradise Valley Unified District	070269000	\$260,997,891	\$6,480,733	\$64,308,864	\$42,867,773	\$31,938,897	\$413,507,755
Total ADM:26,728.0663	Per ADM Amounts:	\$9,765	\$242	\$2,406	\$1,604	\$1,195	\$15,471
Pendergast Elementary District	070492000	\$62,179,365	\$1,743,290	\$9,069,653	\$15,473,624	\$8,748,694	\$100,069,303
Total ADM:7,709.4099	Per ADM Amounts:	\$8,065	\$226	\$1,176	\$2,007	\$1,135	\$12,979
Peoria Unified School District	070211000	\$295,240,555	\$9,519,357	\$31,271,786	\$42,197,321	\$33,203,743	\$397,346,620
Total ADM:34,707.0501	Per ADM Amounts:	\$8,507	\$274	\$901	\$1,216	\$957	\$11,449
Phoenix Elementary District	070401000	\$51,498,991	\$4,594,535	\$7,204,988	\$30,443,079	\$16,068,072	\$108,019,165
Total ADM:4,810.4953	Per ADM Amounts:	\$10,706	\$955	\$1,498	\$6,328	\$3,340	\$22,455
Phoenix Union High School District	070510000	\$293,502,723	\$34,475,521	\$73,710,430	\$58,433,984	\$19,376,520	\$450,087,340
Total ADM:27,301.4002	Per ADM Amounts:	\$10,750	\$1,263	\$2,700	\$2,140	\$710	\$16,486

Expenditures by Fund for Districts		Maintenance & Operation CSF & IIF Expenditures	Capital Expenditure	Facilities Expenditures	State & Federal Project Expenditures	Other Expenditures	Total Expenditures
<b>Maricopa</b>							
Queen Creek Unified District	070295000	\$104,522,028	\$17,316,062	\$28,804,801	\$11,508,223	\$23,700,209	\$173,142,688
Total ADM: 12,992.7316	Per ADM Amounts:	\$8,045	\$1,333	\$2,217	\$886	\$1,824	\$13,326
Riverside Elementary District	070402000	\$6,640,842	\$340,175	\$8,709,783	\$1,674,475	\$3,850,462	\$19,112,073
Total ADM: 776.6030	Per ADM Amounts:	\$8,551	\$438	\$11,215	\$2,156	\$4,958	\$24,610
Roosevelt Elementary District	070466000	\$70,925,167	\$16,295,168	\$21,225,991	\$24,939,009	\$20,698,435	\$180,990,749
Total ADM: 6,781.3727	Per ADM Amounts:	\$10,459	\$2,403	\$3,130	\$3,678	\$3,052	\$26,689
Saddle Mountain Unified School District	070290000	\$27,287,591	\$1,344,108	\$6,129,626	\$2,679,996	\$5,675,552	\$45,587,624
Total ADM: 3,001.1052	Per ADM Amounts:	\$9,093	\$448	\$2,042	\$893	\$1,891	\$15,190
Scottsdale Unified District	070248000	\$184,647,380	\$19,692,897	\$34,228,893	\$24,716,651	\$34,284,619	\$315,476,116
Total ADM: 20,137.4344	Per ADM Amounts:	\$9,169	\$978	\$1,700	\$1,227	\$1,703	\$15,666
Sentinel Elementary District	070371000	\$1,484,369	\$244,258	\$168,880	\$80,556	\$66,980	\$2,030,043
Total ADM: 34.7500	Per ADM Amounts:	\$42,716	\$7,029	\$4,860	\$1,743	\$1,927	\$58,419
Tempe School District	070403000	\$101,039,055	\$6,627,722	\$28,171,270	\$19,733,558	\$9,369,429	\$188,251,873
Total ADM: 9,961.1309	Per ADM Amounts:	\$10,143	\$665	\$2,828	\$1,981	\$941	\$18,899
Tempe Union High School District	070513000	\$117,456,844	\$13,589,910	\$13,726,926	\$13,833,149	\$19,174,862	\$173,032,815
Total ADM: 12,368.7509	Per ADM Amounts:	\$9,496	\$1,099	\$1,110	\$1,118	\$1,550	\$13,990
Tolleson Elementary District	070417000	\$22,394,673	\$3,152,805	\$3,418,418	\$7,393,390	\$4,115,690	\$43,873,452
Total ADM: 2,646.5919	Per ADM Amounts:	\$8,462	\$1,191	\$1,292	\$2,794	\$1,555	\$16,577
Tolleson Union High School District	070514000	\$118,740,673	\$10,317,974	\$26,799,891	\$14,311,929	\$10,236,005	\$184,938,956
Total ADM: 13,612.1837	Per ADM Amounts:	\$8,723	\$758	\$1,969	\$1,051	\$752	\$13,586
Union Elementary District	070462000	\$12,517,736	\$505,085	\$1,414,204	\$3,809,258	\$1,644,469	\$20,235,773
Total ADM: 1,581.7166	Per ADM Amounts:	\$7,914	\$319	\$894	\$2,408	\$1,040	\$12,794
Washington Elementary School District	070406000	\$165,352,913	\$6,526,612	\$15,402,632	\$59,178,311	\$25,034,921	\$282,783,119
Total ADM: 18,199.0184	Per ADM Amounts:	\$9,086	\$359	\$846	\$3,252	\$1,376	\$15,538
West-MEC - Western Maricopa Education Center	070802000	\$35,282,878	\$6,927,558	\$0	\$2,428,252	\$2,749,067	\$49,875,986
Total ADM: 8,670.5076	Per ADM Amounts:	\$4,069	\$799	\$0	\$280	\$317	\$5,752
Wickenburg Unified District	070209000	\$11,431,715	\$380,061	\$1,602,667	\$2,358,841	\$2,378,820	\$16,849,237
Total ADM: 1,255.2715	Per ADM Amounts:	\$9,107	\$287	\$1,277	\$1,879	\$1,895	\$13,423
Wilson Elementary District	070407000	\$9,788,158	\$790,353	\$1,093,033	\$3,718,911	\$1,591,122	\$16,691,852
Total ADM: 984.6762	Per ADM Amounts:	\$9,940	\$803	\$1,110	\$3,777	\$1,616	\$16,952
<b>Maricopa</b>	Totals	\$5,020,724,639	\$363,737,053	\$766,160,333	\$1,047,026,782	\$714,287,694	\$8,099,449,369
Total ADM: 565,748.0238	Per ADM Amounts:	\$8,874	\$643	\$1,354	\$1,851	\$1,263	\$14,316

Expenditures by Fund for Districts		Maintenance & Operation CSF & IIF Expenditures	Capital Expenditure	Facilities Expenditures	State & Federal Project Expenditures	Other Expenditures	Total Expenditures
<b>Mohave</b>							
Bullhead City School District	080415000	\$16,787,856	\$1,335,412	\$780,102	\$8,619,855	\$1,652,087	\$29,175,312
Total ADM: 2,224,3928	Per ADM Amounts:	\$7,547	\$600	\$351	\$3,875	\$743	\$13,116
Colorado City Unified District	080214000	\$5,822,243	\$838,272	(\$40,866)	\$4,795,905	\$962,870	\$12,378,424
Total ADM: 511,9553	Per ADM Amounts:	\$11,373	\$1,637	(\$80)	\$9,368	\$1,881	\$24,179
Colorado River Union High School District	080502000	\$14,506,268	\$452,029	\$2,673,780	\$3,305,921	\$3,411,517	\$23,146,015
Total ADM: 1,794,8743	Per ADM Amounts:	\$8,082	\$252	\$1,490	\$1,842	\$1,901	\$12,896
Hackberry School District	080303000	\$1,048,576	\$94,431	\$0	\$139,589	\$42,761	\$1,325,357
Total ADM: 54,7437	Per ADM Amounts:	\$19,154	\$1,725	\$0	\$2,550	\$781	\$24,210
Kingman Unified School District	080220000	\$3,906,724	\$4,993,017	\$78,457	\$12,015,816	\$7,395,602	\$78,389,616
Total ADM: 6,719,5572	Per ADM Amounts:	\$8,022	\$743	\$12	\$1,788	\$1,101	\$11,666
Lake Havasu Unified District	080201000	\$37,679,819	\$1,378,716	\$5,483,057	\$7,780,722	\$1,738,890	\$55,799,216
Total ADM: 5,167,1023	Per ADM Amounts:	\$7,292	\$267	\$1,061	\$1,506	\$337	\$10,799
Littlefield Unified District	080209000	\$3,026,351	\$142,537	\$205,220	\$1,268,719	\$399,225	\$4,846,582
Total ADM: 338,9386	Per ADM Amounts:	\$8,929	\$421	\$605	\$3,743	\$1,178	\$14,299
Mohave Valley Elementary District	080416000	\$8,626,842	\$198,543	\$873,838	\$2,579,246	\$765,989	\$13,044,458
Total ADM: 1,126,1090	Per ADM Amounts:	\$7,661	\$176	\$776	\$2,290	\$680	\$11,584
Owens School District No.6	080306000	\$580,244	\$31,920	\$383,700	\$89,156	\$22,638	\$1,087,658
Total ADM: 11,6700	Per ADM Amounts:	\$49,721	\$2,735	\$32,879	\$5,926	\$1,940	\$93,201
Peach Springs Unified District	080208000	\$3,433,540	\$571,915	\$0	\$4,183,367	\$316,620	\$8,505,442
Total ADM: 139,6531	Per ADM Amounts:	\$24,586	\$4,095	\$0	\$29,955	\$2,267	\$60,904
Topock Elementary District	080412000	\$1,211,285	\$58,714	\$47,997	\$538,030	\$129,346	\$1,985,372
Total ADM: 99,2847	Per ADM Amounts:	\$12,200	\$591	\$483	\$5,419	\$1,303	\$19,997
Valentine Elementary District	080322000	\$693,236	\$76,060	\$36,300	\$730,559	(\$5,952)	\$1,530,203
Total ADM: 83,6054	Per ADM Amounts:	\$8,292	\$910	\$434	\$8,738	(\$71)	\$18,303
Western Arizona Vocational District #50	080850000	\$3,542,446	\$501,042	\$0	\$300,340	\$16,928	\$4,360,756
Total ADM: 1,081,8553	Per ADM Amounts:	\$3,274	\$463	\$0	\$278	\$16	\$4,031
Yucca Elementary District	080313000	\$572,676	\$123,338	\$0	\$187,210	\$33,656	\$916,880
Total ADM: 32,3788	Per ADM Amounts:	\$17,687	\$3,809	\$0	\$5,782	\$1,039	\$28,317
<b>Mohave</b>	Totals	\$151,438,106	\$10,795,946	\$10,521,585	\$46,514,435	\$16,882,177	\$236,491,291
Total ADM:	19,386,1205	\$7,812	\$557	\$543	\$2,399	\$871	\$12,199

Expenditures by Fund for Districts		Maintenance & Operation CSF & IIF Expenditures	Capital Expenditure	Facilities Expenditures	State & Federal Project Expenditures	Other Expenditures	Total Expenditures
<b>Navajo</b>							
Blue Ridge Unified School District No. 32	090232000	\$13,746,693	\$370,827	\$4,098,984	\$5,685,611	\$3,834,926	\$25,535,300
Total ADM:1,664,1762	Per ADM Amounts:	\$8,260	\$223	\$2,463	\$3,416	\$2,304	\$15,344
Cedar Unified District	090225000	\$1,230,451	\$27,464	\$122,493	\$4,008,475	\$281,033	\$5,669,916
Total ADM:1,03,3218	Per ADM Amounts:	\$11,909	\$266	\$1,186	\$38,796	\$2,720	\$54,876
Heber-Overgaard Unified District	090206000	\$4,733,884	\$153,928	\$797,350	\$1,027,715	\$352,788	\$6,389,315
Total ADM:470,6838	Per ADM Amounts:	\$10,057	\$327	\$1,694	\$2,183	\$750	\$13,532
Holbrook Unified District	090203000	\$17,796,330	\$738,796	\$2,744,255	\$8,508,510	\$2,582,979	\$32,026,714
Total ADM:1,726,1614	Per ADM Amounts:	\$10,310	\$428	\$1,590	\$4,929	\$1,485	\$18,554
Joseph City Unified District	090202000	\$5,702,225	\$478,304	\$612,862	\$596,088	\$707,477	\$8,096,956
Total ADM:433,1798	Per ADM Amounts:	\$13,164	\$1,104	\$1,415	\$1,376	\$1,633	\$18,692
Kayenta Unified School District #27	090227000	\$14,180,019	\$185,559	\$0	\$20,878,293	\$2,789,742	\$38,033,613
Total ADM:1,570,8183	Per ADM Amounts:	\$9,027	\$118	\$0	\$13,291	\$1,776	\$24,213
Navajo County Accommodation District #99	090199000	\$206,283	\$14,435	\$0	\$189,232	\$40,707	\$450,657
Total ADM:19,6849	Per ADM Amounts:	\$10,479	\$733	\$0	\$9,613	\$2,068	\$22,894
Northeast Arizona Technological Institute of Vocat	090836000	\$2,975,369	\$480,510	\$0	\$74,147	\$1,558	\$3,531,584
Total ADM:525,3165	Per ADM Amounts:	\$5,664	\$915	\$0	\$141	\$3	\$6,723
Northern Arizona Vocational Institute of Technology	090835000	\$4,790,070	\$351,065	\$0	\$152,079	\$6,994	\$5,300,208
Total ADM:1,007,0826	Per ADM Amounts:	\$4,756	\$349	\$0	\$151	\$7	\$5,263
Pinon Unified District	090204000	\$9,696,470	\$0	\$0	\$14,019,355	\$1,645,250	\$25,361,075
Total ADM:1,003,4359	Per ADM Amounts:	\$9,663	\$0	\$0	\$13,971	\$1,640	\$25,274
Show Low Unified District	090210000	\$17,785,813	\$535,451	\$8,995,391	\$6,270,002	\$1,711,509	\$35,298,166
Total ADM:2,468,2678	Per ADM Amounts:	\$7,206	\$217	\$3,644	\$2,540	\$693	\$14,301
Snowflake Unified District	090205000	\$17,536,351	\$2,201,443	\$974,654	\$7,336,902	\$2,000,254	\$29,544,354
Total ADM:2,678,6041	Per ADM Amounts:	\$6,547	\$822	\$364	\$2,739	\$747	\$11,030
Whitewater Unified District	090220000	\$15,679,983	\$1,079,062	\$0	\$30,804,228	\$2,763,945	\$50,827,878
Total ADM:2,246,8477	Per ADM Amounts:	\$6,979	\$480	\$0	\$13,710	\$1,230	\$22,622
Winslow Unified District	090201000	\$13,273,787	\$403,602	\$830,629	\$7,901,862	\$1,726,097	\$23,880,977
Total ADM:1,816,9731	Per ADM Amounts:	\$7,305	\$222	\$457	\$4,349	\$950	\$13,143
<b>Navajo</b>	Totals	\$139,333,728	\$7,020,446	\$19,176,618	\$107,452,499	\$20,425,259	\$289,926,713
Total ADM:	17,734,5539	\$7,857	\$396	\$1,081	\$6,059	\$1,152	\$16,348

Expenditures by Fund for Districts		Maintenance & Operation CSF & IIF Expenditures	Capital Expenditure	Facilities Expenditures	State & Federal Project Expenditures	Other Expenditures	Total Expenditures
<b>Pima</b>							
Ajo Unified District	100215000	\$3,436,430	\$183,427	\$4,906,924	\$928,586	\$366,690	\$9,822,057
Total ADM: 383.7219	Per ADM Amounts:	\$8,956	\$478	\$12,788	\$2,420	\$956	\$25,597
Altair Valley Elementary District	100351000	\$6,779,792	\$212,823	\$0	\$2,412,050	\$903,861	\$10,308,526
Total ADM: 537.1926	Per ADM Amounts:	\$12,621	\$396	\$0	\$4,490	\$1,683	\$19,190
Amphitheater Unified District	100210000	\$113,362,603	\$4,268,768	\$15,956,092	\$29,627,449	\$20,798,545	\$183,156,030
Total ADM: 11,515.9984	Per ADM Amounts:	\$9,844	\$371	\$1,386	\$2,573	\$1,806	\$15,904
Baboquivari Unified School District #40	100240000	\$9,354,948	\$0	\$191,635	\$17,697,120	\$2,513,924	\$29,757,627
Total ADM: 1,023.1472	Per ADM Amounts:	\$9,143	\$0	\$187	\$17,297	\$2,457	\$29,084
Catalina Foothills Unified District	100216000	\$40,119,703	\$4,065,055	\$4,846,446	\$6,547,967	\$8,980,769	\$63,007,787
Total ADM: 4,990.5521	Per ADM Amounts:	\$8,039	\$815	\$971	\$1,312	\$1,800	\$12,625
Continental Elementary District	100339000	\$7,645,629	\$500,627	\$1,066,317	\$611,586	\$899,373	\$9,663,095
Total ADM: 574.1256	Per ADM Amounts:	\$13,317	\$872	\$1,857	\$1,065	\$1,567	\$16,831
Empire Elementary District	100337000	\$268,346	\$0	\$0	\$0	\$0	\$268,346
Total ADM: 0.0000	Per ADM Amounts:	\$0	\$0	\$0	\$0	\$0	\$0
Flowing Wells Unified District	100208000	\$41,195,840	\$4,663,697	\$3,118,651	\$12,039,423	\$7,213,997	\$71,384,666
Total ADM: 5,099.0190	Per ADM Amounts:	\$8,079	\$915	\$612	\$2,361	\$1,415	\$14,000
Marana Unified District	100206000	\$112,000,133	\$3,954,156	\$13,676,401	\$9,523,094	\$17,726,433	\$147,050,193
Total ADM: 12,212.9812	Per ADM Amounts:	\$9,171	\$324	\$1,120	\$780	\$1,451	\$12,040
Pima County Accommodation School District	100100000	\$6,107,723	\$15,413	\$0	\$169,496	\$36,523	\$6,329,155
Total ADM: 344.3536	Per ADM Amounts:	\$17,737	\$45	\$0	\$492	\$106	\$18,390
Pima County JTED	100811000	\$26,012,025	\$3,163,796	\$0	\$3,400,458	\$5,531,028	\$38,107,307
Total ADM: 5,851.3688	Per ADM Amounts:	\$4,445	\$541	\$0	\$581	\$945	\$6,513
Redington Elementary District	100344000	\$117,218	\$0	\$0	\$0	\$0	\$117,218
Total ADM: 0.0000	Per ADM Amounts:	\$0	\$0	\$0	\$0	\$0	\$0
Sahuarita Unified District	100230000	\$47,373,654	\$4,006,655	\$6,936,887	\$2,588,253	\$12,623,010	\$80,552,359
Total ADM: 6,177.7668	Per ADM Amounts:	\$7,668	\$649	\$1,123	\$419	\$2,043	\$13,039
San Fernando Elementary District	100335000	\$416,426	\$120,173	\$0	\$24,858	\$1,055	\$562,512
Total ADM: 19.5998	Per ADM Amounts:	\$21,246	\$6,131	\$0	\$1,268	\$54	\$28,700
Sunnyside Unified District	100212000	\$97,451,201	\$7,365,079	\$5,382,527	\$41,542,256	\$20,111,800	\$169,386,335
Total ADM: 13,757.3871	Per ADM Amounts:	\$7,084	\$535	\$391	\$3,020	\$1,462	\$12,312
Tanque Verde Unified District	100213000	\$18,625,854	\$1,229,167	\$8,444,715	\$2,226,522	\$4,192,054	\$35,752,957
Total ADM: 2,129.7442	Per ADM Amounts:	\$8,746	\$577	\$3,965	\$1,045	\$1,968	\$16,787
Tucson Unified District	100201000	\$361,979,008	\$28,622,182	\$29,097,023	\$196,501,811	\$42,282,181	\$645,496,174
Total ADM: 38,840.5472	Per ADM Amounts:	\$9,320	\$737	\$749	\$5,059	\$1,089	\$16,619
Vail Unified District	100220000	\$118,170,536	\$9,517,363	\$8,721,932	\$24,045,938	\$17,973,311	\$170,889,288
Total ADM: 13,896.8973	Per ADM Amounts:	\$8,503	\$685	\$628	\$1,730	\$1,293	\$12,297
<b>Pima Totals</b>		\$1,010,417,069	\$71,888,371	\$102,345,550	\$349,886,867	\$162,154,554	\$1,671,611,632
Total ADM: 117,354.4028	Per ADM Amounts:	\$8,610	\$613	\$872	\$2,981	\$1,382	\$14,244

Pinal	Expenditures by Fund for Districts					Total Expenditures
	Maintenance & Operation CSF & IIF Expenditures	Capital Expenditure	Facilities Expenditures	State & Federal Project Expenditures	Other Expenditures	
Apache Junction Unified District	\$25,369,356	\$1,399,900	\$10,281,708	\$9,253,104	\$3,293,276	\$46,347,344
Total ADM: 2,868,6757	\$8,844	\$488	\$3,584	\$3,226	\$1,148	\$16,156
Casa Grande Elementary District	\$51,661,001	\$3,797,353	\$6,139,952	\$13,967,678	\$4,358,991	\$80,924,536
Total ADM: 6,118,3634	\$8,444	\$621	\$1,004	\$2,283	\$712	\$13,227
Casa Grande Union High School District	\$38,489,267	\$3,674,646	\$3,515,419	\$6,390,370	\$3,889,582	\$55,959,284
Total ADM: 3,949,2862	\$9,746	\$930	\$890	\$1,618	\$985	\$14,169
Central Arizona Valley Institute of Technology	\$3,165,263	\$2,944,912	\$0	\$310,427	\$1,976	\$6,422,578
Total ADM: 1,336,5079	\$2,368	\$2,203	\$0	\$232	\$1	\$4,805
Cobre Valley Institute of Technology District	\$1,502,247	\$188,898	\$0	\$191,600	\$714	\$1,883,459
Total ADM: 277,0765	\$5,422	\$682	\$0	\$692	\$3	\$6,798
Coolidge Unified District	\$19,568,206	\$1,274,682	\$2,843,381	\$8,955,244	\$2,769,614	\$34,369,661
Total ADM: 2,427,0451	\$8,063	\$525	\$1,172	\$3,690	\$1,141	\$14,161
Eloy Elementary District	\$6,195,090	\$357,974	\$19,644	\$2,650,864	\$1,091,439	\$10,353,492
Total ADM: 748,3460	\$8,278	\$478	\$26	\$3,542	\$1,458	\$13,835
Florence Unified School District	\$78,520,168	\$2,128,933	\$10,051,225	\$12,610,181	\$7,417,745	\$104,685,822
Total ADM: 8,782,9437	\$8,940	\$242	\$1,144	\$1,436	\$845	\$11,919
J O Combs Unified School District	\$32,983,528	\$1,429,713	\$4,347,119	\$6,047,227	\$8,123,769	\$50,371,757
Total ADM: 4,104,8033	\$8,035	\$348	\$1,059	\$1,473	\$1,979	\$12,271
Mammoth-San Manuel Unified District	\$4,950,983	\$431,304	\$0	\$1,536,691	\$556,487	\$7,475,475
Total ADM: 479,6350	\$10,322	\$899	\$0	\$3,204	\$1,160	\$15,586
Maricopa Unified School District	\$66,291,792	\$13,581,731	\$15,953,736	\$12,384,340	\$7,769,330	\$112,273,979
Total ADM: 8,369,6609	\$7,920	\$1,623	\$1,906	\$1,480	\$928	\$13,414
Mary C O'Brien Accommodation District	\$5,094,550	\$528,677	\$0	\$377,471	\$343,019	\$6,343,717
Total ADM: 195,7294	\$26,029	\$2,701	\$0	\$1,929	\$1,753	\$32,411
Oracle Elementary District	\$5,981,603	\$186,741	\$1,147,068	\$978,293	\$336,997	\$11,345,066
Total ADM: 364,8717	\$16,394	\$512	\$3,144	\$2,681	\$924	\$31,093
Picacho Elementary District	\$1,608,351	\$76,906	\$129,841	\$301,920	\$18,843	\$2,135,861
Total ADM: 155,1791	\$10,364	\$496	\$837	\$1,946	\$121	\$13,764
Ray Unified District	\$3,554,123	\$205,107	\$409,873	\$652,467	\$266,411	\$4,981,004
Total ADM: 339,7498	\$10,461	\$604	\$1,206	\$1,920	\$784	\$14,661
Red Rock Elementary District	\$3,778,822	\$259,068	\$2,242,815	\$976,125	\$386,146	\$7,622,976
Total ADM: 427,4144	\$8,841	\$606	\$5,247	\$2,284	\$857	\$17,835
Sacaton Elementary District	\$4,504,979	\$157,819	\$0	\$10,462,986	\$663,186	\$15,788,970
Total ADM: 413,8029	\$10,887	\$381	\$0	\$25,285	\$1,603	\$38,156
Santa Cruz Valley Union High School District	\$3,236,686	\$178,549	\$718,162	\$1,196,873	\$783,875	\$6,890,890
Total ADM: 369,5275	\$8,759	\$483	\$1,943	\$3,239	\$2,121	\$18,648
Stanfield Elementary District	\$3,743,625	\$264,257	\$129,913	\$1,390,314	\$488,575	\$6,016,684
Total ADM: 356,3940	\$10,504	\$741	\$365	\$3,901	\$1,371	\$16,882
Superior Unified School District	\$3,440,749	\$298,644	\$0	\$907,471	\$562,921	\$5,209,785
Total ADM: 326,0094	\$10,554	\$916	\$0	\$2,784	\$1,727	\$15,980
Toltec School District	\$8,247,447	\$295,511	\$74,865	\$2,277,481	\$1,469,549	\$12,364,853
Total ADM: 1,068,3744	\$7,720	\$277	\$70	\$2,132	\$1,376	\$11,574



Expenditures by Fund for Districts		Maintenance & Operation CSF & IIF Expenditures	Capital Expenditure	Facilities Expenditures	State & Federal Project Expenditures	Other Expenditures	Total Expenditures
<b>Pinal</b>							
<b>Pinal</b>	Totals	\$371,887,846	\$33,661,325	\$58,004,721	\$93,819,127	\$44,572,445	\$589,767,133
Total ADM:	43,479.3963	\$8,553	\$774	\$1,334	\$2,158	\$1,025	\$13,564
		Per ADM Amounts:					

Expenditures by Fund for Districts		Maintenance & Operation CSF & IIF Expenditures	Capital Expenditure	Facilities Expenditures	State & Federal Project Expenditures	Other Expenditures	Total Expenditures
<b>Santa Cruz</b>							
Nogales Unified District	120201000	\$38,478,811	\$2,187,025	\$2,634,665	\$9,870,670	\$12,916,344	\$66,087,515
	Total ADM: 5,386.2100	\$7,144	\$406	\$489	\$1,833	\$2,398	\$12,270
Patagonia Elementary District	120406000	\$1,303,592	\$71,983	\$0	\$234,442	\$63,071	\$1,673,088
	Total ADM: 94.6871	\$13,767	\$760	\$0	\$2,476	\$666	\$17,670
Patagonia Union High School District	120520000	\$1,682,314	\$100,718	\$14,060	\$204,728	\$367,542	\$2,369,362
	Total ADM: 78.0213	\$21,562	\$1,291	\$180	\$2,624	\$4,711	\$30,368
Santa Cruz Elementary District	120328000	\$2,624,185	\$133,709	\$0	\$678,806	\$291,759	\$3,728,459
	Total ADM: 174.7957	\$15,013	\$765	\$0	\$3,883	\$1,669	\$21,330
Santa Cruz Valley Unified District	120235000	\$26,107,096	\$2,193,252	\$8,222,708	\$7,168,118	\$6,059,171	\$49,527,456
	Total ADM: 3,545.0693	\$7,364	\$619	\$2,319	\$2,022	\$1,709	\$13,971
Sonoita Elementary District	120425000	\$2,123,391	\$56,749	\$14,483	\$518,391	\$396,238	\$3,109,252
	Total ADM: 122.8119	\$17,290	\$462	\$118	\$4,221	\$3,226	\$25,317
<b>Santa Cruz</b>	Totals	\$72,319,389	\$4,743,436	\$10,885,916	\$18,675,155	\$20,094,125	\$126,495,132
Total ADM:	9,401.5953	\$7,692	\$505	\$1,158	\$1,986	\$2,137	\$13,455

Expenditures by Fund for Districts		Maintenance & Operation CSF & IIF Expenditures	Capital Expenditure	Facilities Expenditures	State & Federal Project Expenditures	Other Expenditures	Total Expenditures
<b>Yavapai</b>							
Ash Fork Joint Unified District	130231000	\$3,406,666	\$633,215	\$0	\$368,772	\$354,881	\$4,763,534
Total ADM:273.6116	Per ADM Amounts:	\$12,451	\$2,314	\$0	\$1,348	\$1,297	\$17,410
Bagdad Unified District	130220000	\$4,924,356	\$402,746	\$830,957	\$376,334	\$2,392,041	\$8,926,434
Total ADM:472.4330	Per ADM Amounts:	\$10,423	\$852	\$1,759	\$797	\$5,063	\$18,895
Beaver Creek Elementary District	130326000	\$4,196,711	\$207,521	\$1,313,470	\$534,732	\$318,901	\$6,346,085
Total ADM:310.8892	Per ADM Amounts:	\$13,499	\$668	\$4,225	\$1,720	\$1,026	\$20,413
Camp Verde Unified District	130228000	\$12,442,369	\$470,513	\$651,569	\$3,032,026	\$2,160,567	\$18,757,043
Total ADM:1,510.6845	Per ADM Amounts:	\$8,236	\$311	\$431	\$2,007	\$1,430	\$12,416
Canon Elementary District	130350000	\$1,931,021	\$47,551	\$76,519	\$735,224	\$110,953	\$2,901,268
Total ADM:122.3020	Per ADM Amounts:	\$15,789	\$389	\$626	\$6,012	\$907	\$23,722
Chino Valley Unified District	130251000	\$18,478,699	\$2,000,822	\$3,930,646	\$4,539,018	\$1,203,669	\$30,152,854
Total ADM:2,278.9901	Per ADM Amounts:	\$8,108	\$878	\$1,725	\$1,992	\$528	\$13,231
Clarkdale-Jerome Elementary District	130403000	\$3,906,459	\$397,468	\$0	\$453,838	\$788,995	\$5,546,760
Total ADM:451.8822	Per ADM Amounts:	\$8,645	\$880	\$0	\$1,004	\$1,746	\$12,275
Congress Elementary District	130317000	\$2,089,900	\$86,514	\$22,551	\$243,501	\$121,689	\$2,564,155
Total ADM:96.7983	Per ADM Amounts:	\$21,590	\$894	\$233	\$2,516	\$1,257	\$26,490
Cottonwood-Oak Creek Elementary District	130406000	\$14,397,131	\$552,481	\$116,992	\$4,995,294	\$2,055,917	\$22,117,815
Total ADM:1,694.0069	Per ADM Amounts:	\$8,499	\$326	\$69	\$2,949	\$1,214	\$13,057
Crown King Elementary District	130341000	\$154,059	\$0	\$0	\$123,987	\$2,612	\$280,658
Total ADM:9.6100	Per ADM Amounts:	\$16,031	\$0	\$0	\$12,902	\$272	\$29,205
Hillside Elementary District	130335000	\$177,026	\$4,687	\$0	\$59,430	\$1,031	\$242,174
Total ADM:6.1379	Per ADM Amounts:	\$28,841	\$764	\$0	\$9,682	\$168	\$39,456
Humboldt Unified District	130222000	\$39,789,452	\$1,862,144	\$4,917,525	\$10,966,671	\$1,800,405	\$55,958,280
Total ADM:5,290.5241	Per ADM Amounts:	\$7,521	\$352	\$929	\$2,073	\$340	\$10,577
Kirkland Elementary District	130323000	\$1,150,875	\$7,870	\$428,727	\$392,130	\$120,658	\$2,160,260
Total ADM:70.7371	Per ADM Amounts:	\$16,270	\$959	\$6,061	\$5,543	\$1,706	\$30,539
Mayer Unified School District	130243000	\$5,271,932	\$383,170	\$166,630	\$2,026,792	\$646,942	\$8,364,976
Total ADM:540.1595	Per ADM Amounts:	\$9,760	\$709	\$308	\$3,752	\$1,198	\$15,486
Mingus Union High School District	130504000	\$10,900,178	\$999,610	\$1,143,875	\$2,710,507	\$1,248,008	\$16,001,878
Total ADM:1,219.6802	Per ADM Amounts:	\$8,937	\$820	\$938	\$2,222	\$1,023	\$13,120
Mountain Institute CTED #2	130802000	\$3,232,421	\$171,434	\$0	\$64,695	\$1,521	\$3,470,071
Total ADM:599.0916	Per ADM Amounts:	\$5,396	\$286	\$0	\$108	\$3	\$5,792
Prescott Unified District	130201000	\$30,535,040	\$867,803	\$2,217,353	\$6,548,521	\$4,183,166	\$45,781,171
Total ADM:3,658.1978	Per ADM Amounts:	\$8,347	\$237	\$606	\$1,790	\$1,144	\$12,515
Sedona-Oak Creek JUSD #9	130209000	\$6,721,541	\$337,836	\$4,856,733	\$1,025,092	\$1,354,575	\$10,360,019
Total ADM:698.2548	Per ADM Amounts:	\$9,626	\$484	\$6,956	\$1,468	\$1,940	\$14,837
Seligman Unified District	130240000	\$3,352,103	\$118,316	\$483,727	\$314,974	\$218,716	\$4,487,836
Total ADM:179.8614	Per ADM Amounts:	\$18,637	\$658	\$2,689	\$1,751	\$1,216	\$24,952
Skull Valley Elementary District	130315000	\$708,921	\$25,240	\$10,137	\$246,595	\$63,669	\$1,054,562
Total ADM:30.3920	Per ADM Amounts:	\$23,326	\$830	\$334	\$8,114	\$2,095	\$34,699
Valley Academy for Career and Technology Education	130801000	\$1,617,884	\$56,327	\$0	\$228,889	\$96,991	\$2,000,091
Total ADM:357.6869	Per ADM Amounts:	\$4,523	\$157	\$0	\$640	\$271	\$5,592

Expenditures by Fund for Districts		Maintenance & Operation CSF & IIF Expenditures	Capital Expenditure	Facilities Expenditures	State & Federal Project Expenditures	Other Expenditures	Total Expenditures
<b>Yavapai</b>							
Williamson Valley Elementary School District	130302000	\$369,882	\$31,035	\$0	\$2,097	\$2,262	\$405,276
Total ADM: 0.0000	Per ADM Amounts:	\$0	\$0	\$0	\$0	\$0	\$0
Yarnell Elementary District	130352000	\$990,755	\$24,798	\$103,596	\$256,924	\$123,334	\$1,499,407
Total ADM: 32.4268	Per ADM Amounts:	\$30,554	\$765	\$3,195	\$7,923	\$3,803	\$46,240
Yavapai Accommodation School District	130199000	\$1,303,749	\$8,367	\$0	\$240,665	\$46,616	\$1,599,397
Total ADM: 67.4394	Per ADM Amounts:	\$19,332	\$124	\$0	\$3,569	\$691	\$23,716
<b>Yavapai</b>	Totals	\$172,049,130	\$9,757,468	\$21,271,007	\$40,486,708	\$19,418,119	\$255,742,004
Total ADM:	19,971.7973	\$8,615	\$489	\$1,065	\$2,027	\$972	\$12,805

Expenditures by Fund for Districts		Maintenance & Operation CSF & IIF Expenditures	Capital Expenditure	Facilities Expenditures	State & Federal Project Expenditures	Other Expenditures	Total Expenditures
<b>Yuma</b>							
Antelope Union High School District	140550000	\$2,537,254	\$73,815	\$0	\$273,570	\$296,121	\$3,181,081
Total ADM: 197.5191	Per ADM Amounts:	\$12,846	\$374	\$0	\$1,385	\$1,499	\$16,105
Crane Elementary District	140413000	\$41,417,111	\$6,440,629	\$1,166,433	\$13,794,876	\$13,126,223	\$75,344,672
Total ADM: 5,688.7603	Per ADM Amounts:	\$7,281	\$1,132	\$205	\$2,425	\$2,307	\$13,244
Gadsden Elementary District	140432000	\$33,101,556	\$1,819,615	\$1,121,386	\$14,574,062	\$6,453,043	\$56,694,012
Total ADM: 4,795.0701	Per ADM Amounts:	\$6,903	\$379	\$234	\$3,039	\$1,346	\$11,823
Hyder Elementary District	140416000	\$2,363,603	\$157,802	\$0	\$496,214	\$143,610	\$3,161,229
Total ADM: 89.7831	Per ADM Amounts:	\$26,326	\$1,758	\$0	\$5,527	\$1,600	\$35,210
Mohawk Valley Elementary District	140417000	\$1,792,543	\$73,411	\$5,809,706	\$833,186	\$463,672	\$9,782,078
Total ADM: 151.7831	Per ADM Amounts:	\$11,810	\$484	\$38,276	\$5,489	\$3,055	\$64,448
Somerton Elementary District	140411000	\$21,207,681	\$1,451,686	\$9,084,988	\$9,942,418	\$6,167,558	\$47,854,331
Total ADM: 2,713.3527	Per ADM Amounts:	\$7,816	\$535	\$3,348	\$3,664	\$2,273	\$17,637
Southwest Technical Education District of Yuma (ST)	140801000	\$7,171,334	\$2,021,004	\$0	\$259,161	\$3,865	\$9,455,364
Total ADM: 1,576.8153	Per ADM Amounts:	\$4,548	\$1,282	\$0	\$164	\$2	\$5,996
Wellton Elementary District	140424000	\$1,371,076	\$21,996	\$41,779	\$979,364	\$187,029	\$2,601,244
Total ADM: 143.3809	Per ADM Amounts:	\$9,562	\$153	\$291	\$6,831	\$1,304	\$18,142
Yuma Elementary District	140401000	\$58,232,696	\$3,754,311	\$2,682,791	\$28,224,704	\$15,378,159	\$106,978,950
Total ADM: 8,517.9985	Per ADM Amounts:	\$6,836	\$441	\$315	\$3,314	\$1,805	\$12,559
Yuma Union High School District	140570000	\$84,906,551	\$8,404,738	\$23,493,160	\$22,270,551	\$19,366,786	\$173,212,156
Total ADM: 11,182.7468	Per ADM Amounts:	\$7,593	\$752	\$2,101	\$1,992	\$1,732	\$15,489
<b>Yuma</b>	Totals	\$254,101,405	\$24,219,007	\$43,400,243	\$91,648,106	\$61,586,066	\$488,265,116
Total ADM:	35,057.2099	\$7,248	\$691	\$1,238	\$2,614	\$1,757	\$13,928

<b>Expenditures by Fund for Districts</b>			<b>Maintenance &amp; Operation CSF &amp; IP Expenditures</b>	<b>Capital Expenditure</b>	<b>Facilities Expenditures</b>	<b>State &amp; Federal Project Expenditures</b>	<b>Other Expenditures</b>	<b>Total Expenditures</b>
<b>State</b>	Totals		\$7,716,260,001	\$558,646,712	\$1,094,923,581	\$2,047,392,444	\$1,138,443,117	\$12,704,078,289
<b>Total ADM:</b>	885,500,4276		\$8,714	\$631	\$1,237	\$2,312	\$1,286	\$14,347
			Per ADM Amounts:					

Expenditures by Project for Charter Schools		General Projects	CSP & IIP	State & Federal Projects	Total Project Expenditures	
<b>Cochise</b>						
Center for Academic Success, Inc.		028750000	\$8,856,409	\$842,036	\$2,957,911	\$12,656,356
Total Attending ADM:	1,088.1115	Per ADM Amounts:	\$8,139	\$774	\$2,718	\$11,631
Cochise Community Development Corporation		028701000	\$3,144,731	\$376,819	\$791,572	\$4,313,122
Total Attending ADM:	348.0950	Per ADM Amounts:	\$9,034	\$1,083	\$2,274	\$12,391
Omega Alpha Academy		028751000	\$2,362,838	\$183,172	\$855,851	\$3,401,861
Total Attending ADM:	243.9746	Per ADM Amounts:	\$9,685	\$751	\$3,508	\$13,944
<b>Cochise</b>	Totals		\$14,363,978	\$1,402,027	\$4,605,334	\$20,371,339
Total Attending ADM:	1,680.1811	Per ADM Amounts:	\$8,549	\$834	\$2,741	\$12,124

Expenditures by Project for Charter Schools			General Projects	CSP & IIP	State & Federal Projects	Total Project Expenditures
<b>Coconino</b>						
BASIS Charter Schools, Inc.		038707000	\$6,757,734	\$614,348	\$845,739	\$8,217,821
Total Attending ADM:	702.3205	Per ADM Amounts:	\$9,622	\$875	\$1,204	\$11,701
Flagstaff Arts And Leadership Academy		038750000	\$2,758,277	\$289,327	\$285,041	\$3,332,645
Total Attending ADM:	254.3285	Per ADM Amounts:	\$10,845	\$1,138	\$1,121	\$13,104
Flagstaff Junior Academy		038752000	\$2,884,302	\$304,919	\$249,993	\$3,439,214
Total Attending ADM:	304.5926	Per ADM Amounts:	\$9,469	\$1,001	\$821	\$11,291
Flagstaff Montessori		038705000	\$1,413,508	\$193,934	\$178,299	\$1,785,741
Total Attending ADM:	154.1531	Per ADM Amounts:	\$9,170	\$1,258	\$1,157	\$11,584
Glen Canyon Outdoor Academy		038715000	\$735,826	\$97,516	\$306,599	\$1,139,941
Total Attending ADM:	90.2917	Per ADM Amounts:	\$8,149	\$1,080	\$3,396	\$12,625
Haven Montessori Children's House, Inc.		038755000	\$735,975	\$30,000	\$113,199	\$879,174
Total Attending ADM:	75.8333	Per ADM Amounts:	\$9,705	\$396	\$1,493	\$11,594
Mountain School, Inc.		038751000	\$1,633,905	\$181,108	\$183,100	\$1,998,113
Total Attending ADM:	170.1436	Per ADM Amounts:	\$9,603	\$1,064	\$1,076	\$11,744
Northland Preparatory Academy		038701000	\$5,812,782	\$691,935	\$444,397	\$6,949,114
Total Attending ADM:	639.0846	Per ADM Amounts:	\$9,095	\$1,083	\$695	\$10,874
Painted Desert Demonstration Projects, Inc.		038753000	\$1,125,241	\$106,119	\$2,164,945	\$3,396,305
Total Attending ADM:	71.5867	Per ADM Amounts:	\$15,719	\$1,482	\$30,242	\$47,443
Pine Forest Education Association, Inc.		038706000	\$1,792,953	\$161,447	\$398,989	\$2,353,389
Total Attending ADM:	180.7001	Per ADM Amounts:	\$9,922	\$893	\$2,208	\$13,024
<b>Coconino</b>	Totals		\$25,650,503	\$2,670,653	\$5,170,301	\$33,491,457
Total Attending ADM:	2,643.0347	Per ADM Amounts:	\$9,705	\$1,010	\$1,956	\$12,672



Expenditures by Project for Charter Schools			General Projects	CSP & IIP	State & Federal Projects	Total Project Expenditures
<b>Gila</b>						
Destiny School, Inc.		048701000	\$2,479,559	\$237,048	\$1,211,008	\$3,927,615
Total Attending ADM:	312.4919	Per ADM Amounts:	\$7,935	\$759	\$3,875	\$12,569
Liberty High School		048750000	\$672,487	\$28,340	\$198,243	\$899,070
Total Attending ADM:	62.7100	Per ADM Amounts:	\$10,724	\$452	\$3,161	\$14,337
<b>Gila</b>	Totals		\$3,152,046	\$265,388	\$1,409,251	\$4,826,685
Total Attending ADM:	375.2019	Per ADM Amounts:	\$8,401	\$707	\$3,756	\$12,864

Expenditures by Project for Charter Schools			General Projects	CSP & IIP	State & Federal Projects	Total Project Expenditures
<b>Graham</b>						
Discovery Plus Academy		058703000	\$820,606	\$82,777	\$258,957	\$1,162,340
Total Attending ADM:	97.5000	Per ADM Amounts:	\$8,416	\$849	\$2,656	\$11,921
Triumphant Learning Center		058702000	\$893,594	\$118,110	\$200,408	\$1,212,112
Total Attending ADM:	94.3936	Per ADM Amounts:	\$9,467	\$1,251	\$2,123	\$12,841
<b>Graham</b>	Totals		\$1,714,200	\$200,887	\$459,365	\$2,374,452
Total Attending ADM:	191.8936	Per ADM Amounts:	\$8,933	\$1,047	\$2,394	\$12,374

**Expenditures by Project for Charter Schools**

		General Projects	CSP & IIP	State & Federal Projects	Total Project Expenditures
<b>Maricopa</b>					
Academy of Mathematics and Science, Inc.	078270000	\$7,305,125	\$862,206	\$2,897,049	\$11,064,380
Total Attending ADM:	967.2215	Per ADM Amounts: \$7,553	\$891	\$2,995	\$11,439
Academy with Community Partners-Arizona, Inc	078794000	\$1,745,705	\$243,341	\$335,336	\$2,324,382
Total Attending ADM:	184.4960	Per ADM Amounts: \$9,462	\$1,319	\$1,818	\$12,599
Accelerated Learning Center, Inc.	078979000	\$1,373,417	\$230,873	\$66,244	\$1,670,534
Total Attending ADM:	156.7897	Per ADM Amounts: \$8,760	\$1,473	\$423	\$10,655
Acclaim Charter School	078701000	\$2,304,092	\$257,152	\$669,311	\$3,230,555
Total Attending ADM:	252.2769	Per ADM Amounts: \$9,133	\$1,019	\$2,653	\$12,806
AIBT Non-Profit Charter High School - Phoenix	078793000	\$174,370	\$38,635	\$529,821	\$742,826
Total Attending ADM:	88.4493	Per ADM Amounts: \$1,971	\$437	\$5,990	\$8,398
AIBT Non-Profit Charter High School, Inc.	078286000	\$13,334	\$16,011	\$90,568	\$119,913
Total Attending ADM:	13.4488	Per ADM Amounts: \$991	\$1,191	\$6,734	\$8,916
Allen-Cochran Enterprises, Inc.	078724000	\$2,613,328	\$324,544	\$171,628	\$3,109,500
Total Attending ADM:	301.1078	Per ADM Amounts: \$8,679	\$1,078	\$570	\$10,327
American Basic Schools LLC	078989000	\$4,707,837	\$608,827	\$35,846	\$5,352,510
Total Attending ADM:	651.4223	Per ADM Amounts: \$7,227	\$935	\$55	\$8,217
American Charter Schools Foundation d.b.a. Crestvi	078950000	\$2,040,356	\$245,162	\$669,404	\$2,954,922
Total Attending ADM:	247.6094	Per ADM Amounts: \$8,240	\$990	\$2,703	\$11,934
American Charter Schools Foundation d.b.a. Desert	078947000	\$2,436,799	\$263,720	\$554,930	\$3,255,449
Total Attending ADM:	265.8706	Per ADM Amounts: \$9,165	\$992	\$2,087	\$12,244
American Charter Schools Foundation d.b.a. Estrell	078948000	\$1,528,491	\$183,322	\$725,336	\$2,437,149
Total Attending ADM:	124.3633	Per ADM Amounts: \$12,291	\$1,474	\$5,832	\$19,597
American Charter Schools Foundation d.b.a. Peoria	078951000	\$3,721,830	\$544,332	\$1,042,492	\$5,308,654
Total Attending ADM:	551.3218	Per ADM Amounts: \$6,751	\$987	\$1,891	\$9,629
American Charter Schools Foundation d.b.a. South P	078983000	\$4,292,367	\$547,206	\$1,228,662	\$6,068,235
Total Attending ADM:	556.3582	Per ADM Amounts: \$7,715	\$984	\$2,208	\$10,907
American Charter Schools Foundation d.b.a. South R	078517000	\$3,425,008	\$398,596	\$872,971	\$4,696,575
Total Attending ADM:	403.3833	Per ADM Amounts: \$8,491	\$988	\$2,164	\$11,643
American Charter Schools Foundation d.b.a. Sun Val	078953000	\$2,993,560	\$380,045	\$878,479	\$4,252,084
Total Attending ADM:	385.3167	Per ADM Amounts: \$7,769	\$986	\$2,280	\$11,035
American Charter Schools Foundation d.b.a. West Ph	078956000	\$3,443,337	\$403,825	\$1,073,709	\$4,920,871
Total Attending ADM:	408.7884	Per ADM Amounts: \$8,423	\$988	\$2,627	\$12,038
American Charter Schools Foundation dba Ridgeview	118722000	\$1,490,225	\$199,890	\$772,849	\$2,462,964
Total Attending ADM:	197.0759	Per ADM Amounts: \$7,562	\$1,014	\$3,922	\$12,498
American Leadership Academy, Inc.	078725000	\$109,921,873	\$11,597,340	\$11,267,747	\$132,786,960
Total Attending ADM:	12,761.6870	Per ADM Amounts: \$8,613	\$909	\$883	\$10,405
American Virtual Academy	078926000	\$61,023,480	\$7,082,372	\$3,266,896	\$71,372,748
Total Attending ADM:	7,382.8199	Per ADM Amounts: \$8,266	\$959	\$442	\$9,667
Anthem Preparatory Academy	078525000	\$9,706,799	\$913,997	\$734,780	\$11,355,576
Total Attending ADM:	985.3789	Per ADM Amounts: \$9,851	\$928	\$746	\$11,524
Archway Classical Academy Arete	078247000	\$4,563,508	\$446,928	\$685,078	\$5,695,514
Total Attending ADM:	491.3380	Per ADM Amounts: \$9,288	\$910	\$1,394	\$11,592
Archway Classical Academy Chandler	078597000	\$4,598,899	\$445,036	\$562,040	\$5,605,975
Total Attending ADM:	489.3246	Per ADM Amounts: \$9,398	\$909	\$1,149	\$11,457
Archway Classical Academy Cicero	078248000	\$4,263,466	\$417,246	\$710,872	\$5,391,584
Total Attending ADM:	458.8215	Per ADM Amounts: \$9,292	\$909	\$1,549	\$11,751
Archway Classical Academy Glendale	078406000	\$4,716,383	\$468,727	\$546,431	\$5,731,541
Total Attending ADM:	515.4325	Per ADM Amounts: \$9,150	\$909	\$1,060	\$11,120
Archway Classical Academy Lincoln	078234000	\$5,939,030	\$606,323	\$812,709	\$7,358,062
Total Attending ADM:	666.7993	Per ADM Amounts: \$8,907	\$909	\$1,219	\$11,035

Expenditures by Project for Charter Schools			General Projects	CSP & IIP	State & Federal Projects	Total Project Expenditures
<b>Maricopa</b>						
Archway Classical Academy North Phoenix		078214000	\$6,632,196	\$695,159	\$836,551	\$8,163,906
Total Attending ADM:	766.2786	Per ADM Amounts:	\$8,655	\$907	\$1,092	\$10,654
Archway Classical Academy Scottsdale		078590000	\$9,848,169	\$885,251	\$1,025,601	\$11,759,021
Total Attending ADM:	973.3816	Per ADM Amounts:	\$10,117	\$909	\$1,054	\$12,081
Archway Classical Academy Trivium West		078595000	\$6,785,969	\$743,769	\$703,282	\$8,233,020
Total Attending ADM:	817.8427	Per ADM Amounts:	\$8,297	\$909	\$860	\$10,067
Archway Classical Academy Trivium West		078470000	\$2,298,273	\$262,842	\$38,569	\$2,599,684
Total Attending ADM:	254.7251	Per ADM Amounts:	\$9,023	\$1,032	\$151	\$10,206
Archway Classical Academy Veritas		078596000	\$6,150,155	\$597,368	\$673,284	\$7,420,807
Total Attending ADM:	657.5124	Per ADM Amounts:	\$9,354	\$909	\$1,024	\$11,286
Arete Preparatory Academy		078527000	\$5,280,349	\$528,973	\$596,822	\$6,406,144
Total Attending ADM:	559.8567	Per ADM Amounts:	\$9,432	\$945	\$1,066	\$11,442
Arizona Agribusiness & Equine Center INC.		078412000	\$1,359,717	\$131,719	\$91,730	\$1,583,166
Total Attending ADM:	155.5629	Per ADM Amounts:	\$8,741	\$847	\$590	\$10,177
Arizona Agribusiness & Equine Center, Inc.		078707000	\$2,509,554	\$240,218	\$197,244	\$2,947,016
Total Attending ADM:	312.3929	Per ADM Amounts:	\$8,033	\$769	\$631	\$9,434
Arizona Agribusiness & Equine Center, Inc.		078587000	\$3,245,385	\$268,087	\$307,069	\$3,820,541
Total Attending ADM:	408.5253	Per ADM Amounts:	\$7,944	\$656	\$752	\$9,352
Arizona Agribusiness & Equine Center, Inc.		078993000	\$3,389,932	\$359,300	\$706,892	\$4,456,124
Total Attending ADM:	479.4771	Per ADM Amounts:	\$7,070	\$749	\$1,474	\$9,294
Arizona Autism Charter Schools, Inc.		078226000	\$18,367,391	\$711,311	\$4,616,790	\$23,695,492
Total Attending ADM:	678.4650	Per ADM Amounts:	\$27,072	\$1,048	\$6,805	\$34,925
Arizona Center for Youth Resources		078723000	\$0	\$0	\$0	\$0
Total Attending ADM:	83.1578	Per ADM Amounts:	\$0	\$0	\$0	\$0
Arizona Connections Academy Charter School, Inc.		078511000	\$19,478,563	\$2,340,441	\$3,322,941	\$25,141,945
Total Attending ADM:	2,430.7627	Per ADM Amounts:	\$8,013	\$963	\$1,367	\$10,343
Arizona Education Solutions		078582000	\$12,106,389	\$1,339,720	\$1,409,969	\$14,856,078
Total Attending ADM:	1,439.7274	Per ADM Amounts:	\$8,409	\$931	\$979	\$10,319
Arizona Goodwill Education Services		078111000	\$60,742	\$0	\$2,739,417	\$2,800,159
Total Attending ADM:	46.7525	Per ADM Amounts:	\$1,299	\$0	\$58,594	\$59,893
Arizona Language Preparatory		078260000	\$755,618	\$57,777	\$88,418	\$901,813
Total Attending ADM:	77.2608	Per ADM Amounts:	\$9,780	\$748	\$1,144	\$11,672
Arizona Language Schools		078696000	\$724,571	\$71,314	\$205,358	\$1,001,243
Total Attending ADM:	40.7200	Per ADM Amounts:	\$17,794	\$1,751	\$5,043	\$24,588
Arizona School For The Arts		078722000	\$7,543,123	\$910,293	\$573,127	\$9,026,543
Total Attending ADM:	797.6471	Per ADM Amounts:	\$9,457	\$1,141	\$719	\$11,316
ASU Preparatory Academy		078250000	\$3,156,091	\$368,279	\$754,692	\$4,279,062
Total Attending ADM:	405.3659	Per ADM Amounts:	\$7,786	\$909	\$1,862	\$10,556
ASU Preparatory Academy		078267000	\$951,360	\$48,087	\$551,816	\$1,551,263
Total Attending ADM:	47.5929	Per ADM Amounts:	\$19,990	\$1,010	\$11,595	\$32,594
ASU Preparatory Academy		078559000	\$2,313,539	\$94,664	\$573,547	\$2,981,750
Total Attending ADM:	104.0038	Per ADM Amounts:	\$22,245	\$910	\$5,515	\$28,670
ASU Preparatory Academy		078277000	\$2,521,625	\$193,081	\$505,664	\$3,220,370
Total Attending ADM:	201.7323	Per ADM Amounts:	\$12,500	\$957	\$2,507	\$15,964
ASU Preparatory Academy		078251000	\$4,256,728	\$293,620	\$157,052	\$4,707,400
Total Attending ADM:	323.7396	Per ADM Amounts:	\$13,149	\$907	\$485	\$14,541
ASU Preparatory Academy		078207000	\$3,910,942	\$355,484	\$648,536	\$4,914,962
Total Attending ADM:	360.4981	Per ADM Amounts:	\$10,849	\$986	\$1,799	\$13,634
ASU Preparatory Academy		078205000	\$5,510,596	\$407,689	\$187,690	\$6,105,975
Total Attending ADM:	448.2080	Per ADM Amounts:	\$12,295	\$910	\$419	\$13,623

Expenditures by Project for Charter Schools			General Projects	CSP & IIP	State & Federal Projects	Total Project Expenditures
<b>Maricopa</b>						
ASU Preparatory Academy		078546000	\$5,711,946	\$418,684	\$941,629	\$7,072,259
Total Attending ADM:	460.1514	Per ADM Amounts:	\$12,413	\$910	\$2,046	\$15,369
ASU Preparatory Academy		078208000	\$5,775,480	\$436,412	\$114,902	\$6,326,794
Total Attending ADM:	450.2138	Per ADM Amounts:	\$12,828	\$969	\$255	\$14,053
ASU Preparatory Academy Digital		078284000	\$28,233,647	\$3,380,532	\$4,455,954	\$36,070,133
Total Attending ADM:	3,543.9209	Per ADM Amounts:	\$7,967	\$954	\$1,257	\$10,178
Avondale Learning dba Precision Academy		078614000	\$717,131	\$78,361	\$43,077	\$838,569
Total Attending ADM:	67.9814	Per ADM Amounts:	\$10,549	\$1,153	\$634	\$12,335
AZ Compass Schools, Inc.		078542000	\$2,331,043	\$306,904	\$677,276	\$3,315,223
Total Attending ADM:	253.9786	Per ADM Amounts:	\$9,178	\$1,208	\$2,667	\$13,053
Ball Charter Schools (Dobson)		078988000	\$3,990,048	\$439,709	\$469,471	\$4,899,228
Total Attending ADM:	398.3431	Per ADM Amounts:	\$10,017	\$1,104	\$1,179	\$12,299
Ball Charter Schools (Hearn)		078987000	\$4,735,779	\$596,704	\$1,014,375	\$6,346,858
Total Attending ADM:	629.0869	Per ADM Amounts:	\$7,528	\$949	\$1,612	\$10,089
Ball Charter Schools (Val Vista)		078586000	\$3,641,125	\$411,054	\$108,083	\$4,160,262
Total Attending ADM:	377.6760	Per ADM Amounts:	\$9,641	\$1,088	\$286	\$11,015
BASIS Charter Schools, Inc.		078212000	\$5,441,097	\$604,184	\$639,233	\$6,684,514
Total Attending ADM:	689.4361	Per ADM Amounts:	\$7,892	\$876	\$927	\$9,696
BASIS Charter Schools, Inc.		078589000	\$9,179,199	\$1,005,653	\$1,082,561	\$11,267,413
Total Attending ADM:	1,141.3572	Per ADM Amounts:	\$8,042	\$881	\$948	\$9,872
BASIS Charter Schools, Inc.		078736000	\$9,338,048	\$875,199	\$1,165,148	\$11,378,395
Total Attending ADM:	994.5703	Per ADM Amounts:	\$9,389	\$880	\$1,172	\$11,441
BASIS Charter Schools, Inc.		078282000	\$4,372,631	\$384,336	\$588,282	\$5,345,249
Total Attending ADM:	448.0800	Per ADM Amounts:	\$9,759	\$858	\$1,313	\$11,929
BASIS Charter Schools, Inc.		078575000	\$5,120,892	\$499,365	\$401,588	\$6,021,845
Total Attending ADM:	560.1684	Per ADM Amounts:	\$9,142	\$891	\$717	\$10,750
BASIS Charter Schools, Inc.		078418000	\$5,008,961	\$606,891	\$383,661	\$5,999,513
Total Attending ADM:	572.4069	Per ADM Amounts:	\$8,751	\$1,060	\$670	\$10,481
BASIS Charter Schools, Inc.		078283000	\$5,031,007	\$521,858	\$539,062	\$6,091,927
Total Attending ADM:	608.4713	Per ADM Amounts:	\$8,268	\$858	\$886	\$10,012
BASIS Charter Schools, Inc.		078588000	\$6,565,307	\$855,858	\$950,480	\$8,371,645
Total Attending ADM:	973.9851	Per ADM Amounts:	\$6,741	\$879	\$976	\$8,595
BASIS Charter Schools, Inc.		078288000	\$3,806,552	\$333,813	\$318,179	\$4,458,544
Total Attending ADM:	390.0240	Per ADM Amounts:	\$9,760	\$856	\$816	\$11,431
BASIS Charter Schools, Inc.		078236000	\$5,310,235	\$494,878	\$415,131	\$6,220,244
Total Attending ADM:	576.9835	Per ADM Amounts:	\$9,203	\$858	\$719	\$10,781
BASIS Charter Schools, Inc.		078269000	\$3,185,596	\$250,773	\$260,477	\$3,696,846
Total Attending ADM:	286.1876	Per ADM Amounts:	\$11,131	\$876	\$910	\$12,918
BASIS Charter Schools, Inc.		078272000	\$5,406,213	\$421,277	\$408,447	\$6,235,937
Total Attending ADM:	491.4959	Per ADM Amounts:	\$11,000	\$857	\$831	\$12,688
BASIS Charter Schools, Inc.		078268000	\$4,613,206	\$541,883	\$507,751	\$5,662,840
Total Attending ADM:	631.9511	Per ADM Amounts:	\$7,300	\$857	\$803	\$8,961
BASIS Charter Schools, Inc.		078273000	\$4,129,199	\$384,425	\$310,567	\$4,824,191
Total Attending ADM:	448.2490	Per ADM Amounts:	\$9,212	\$858	\$693	\$10,762
BASIS Charter Schools, Inc.		078231000	\$4,253,931	\$341,666	\$337,509	\$4,933,106
Total Attending ADM:	398.1277	Per ADM Amounts:	\$10,685	\$858	\$848	\$12,391
BASIS Charter Schools, Inc.		078225000	\$6,048,149	\$700,196	\$632,930	\$7,381,275
Total Attending ADM:	803.5754	Per ADM Amounts:	\$7,527	\$871	\$788	\$9,186
BASIS Charter Schools, Inc.		078403000	\$5,935,771	\$659,785	\$968,831	\$7,564,387
Total Attending ADM:	743.9054	Per ADM Amounts:	\$7,979	\$887	\$1,302	\$10,168

Expenditures by Project for Charter Schools			General Projects	CSP & IIP	State & Federal Projects	Total Project Expenditures
<b>Maricopa</b>						
Bell Canyon Charter School, Inc		078972000	\$2,124,280	\$233,200	\$1,273,533	\$3,631,013
Total Attending ADM:	272.6560	Per ADM Amounts:	\$7,791	\$855	\$4,671	\$13,317
Benchmark School, Inc.		078766000	\$3,501,158	\$380,131	\$223,193	\$4,104,482
Total Attending ADM:	381.2800	Per ADM Amounts:	\$9,183	\$997	\$585	\$10,765
Benjamin Franklin Charter School - Queen Creek		078754000	\$22,790,263	\$2,969,224	\$1,341,894	\$27,101,381
Total Attending ADM:	2,999.1648	Per ADM Amounts:	\$7,599	\$990	\$447	\$9,036
Blueprint Education		078745000	\$4,687,556	\$629,571	\$1,021,456	\$6,338,583
Total Attending ADM:	521.4203	Per ADM Amounts:	\$8,990	\$1,207	\$1,959	\$12,156
Bright Beginnings School, Inc.		078762000	\$2,047,533	\$226,655	\$261,690	\$2,535,878
Total Attending ADM:	217.1011	Per ADM Amounts:	\$9,431	\$1,044	\$1,205	\$11,681
CAFA, Inc. dba Learning Foundation and Performing		078564000	\$7,699,397	\$667,567	\$460,189	\$8,827,153
Total Attending ADM:	709.6884	Per ADM Amounts:	\$10,849	\$941	\$648	\$12,438
CAFA, Inc. dba Learning Foundation Performing Arts		098749000	\$1,699,314	\$150,986	\$379,503	\$2,229,803
Total Attending ADM:	176.0146	Per ADM Amounts:	\$9,654	\$858	\$2,156	\$12,668
Calibre Academy		078909000	\$3,791,532	\$498,577	\$695,615	\$4,985,724
Total Attending ADM:	502.5164	Per ADM Amounts:	\$7,545	\$992	\$1,384	\$9,922
Cambridge Academy East, Inc		078768000	\$2,278,856	\$219,565	\$143,200	\$2,641,621
Total Attending ADM:	207.9156	Per ADM Amounts:	\$10,960	\$1,056	\$689	\$12,705
Camelback Education, Inc		078959000	\$5,188,726	\$458,184	\$1,369,467	\$7,016,377
Total Attending ADM:	581.3768	Per ADM Amounts:	\$8,925	\$788	\$2,356	\$12,069
Candeo Schools, Inc.		078534000	\$3,566,625	\$397,771	\$324,958	\$4,289,354
Total Attending ADM:	547.3228	Per ADM Amounts:	\$6,516	\$727	\$594	\$7,837
Candeo Schools, Inc.		078639000	\$2,077,159	\$174,193	\$145,046	\$2,396,398
Total Attending ADM:	303.3590	Per ADM Amounts:	\$6,847	\$574	\$478	\$7,900
Career Success Schools		078524000	\$7,753,551	\$391,631	\$2,214,709	\$10,359,891
Total Attending ADM:	1,080.3938	Per ADM Amounts:	\$7,177	\$362	\$2,050	\$9,589
CASA Academy		078218000	\$1,958,485	\$262,237	\$616,675	\$2,837,397
Total Attending ADM:	250.3760	Per ADM Amounts:	\$7,822	\$1,047	\$2,463	\$11,333
Challenge School, Inc.		078772000	\$3,393,359	\$326,296	\$456,771	\$4,176,426
Total Attending ADM:	361.7301	Per ADM Amounts:	\$9,381	\$902	\$1,263	\$11,546
Challenger Basic School, Inc.		078957000	\$2,017,886	\$271,658	\$199,971	\$2,489,515
Total Attending ADM:	302.8773	Per ADM Amounts:	\$6,662	\$897	\$660	\$8,220
Chandler Preparatory Academy		078515000	\$6,591,546	\$666,358	\$609,723	\$7,867,627
Total Attending ADM:	707.3152	Per ADM Amounts:	\$9,319	\$942	\$862	\$11,123
Choice Academies, Inc.		078549000	\$5,076,969	\$487,026	\$638,213	\$6,202,208
Total Attending ADM:	606.5628	Per ADM Amounts:	\$8,370	\$803	\$1,052	\$10,225
Cholla Academy		078995000	\$5,126,389	\$283,970	\$1,062,878	\$6,473,237
Total Attending ADM:	518.7558	Per ADM Amounts:	\$9,882	\$547	\$2,049	\$12,478
Cicero Preparatory Academy		078249000	\$5,065,008	\$470,022	\$611,088	\$6,146,118
Total Attending ADM:	500.7894	Per ADM Amounts:	\$10,114	\$939	\$1,220	\$12,273
Concordia Charter School, Inc.		078530000	\$1,212,351	\$97,807	\$77,212	\$1,387,370
Total Attending ADM:	84.7853	Per ADM Amounts:	\$14,299	\$1,154	\$911	\$16,363
Copper State Academy		078643000	\$0	\$0	\$0	\$0
Total Attending ADM:	17.4292	Per ADM Amounts:	\$0	\$0	\$0	\$0
Cornerstone Charter School, Inc		078994000	\$1,528,835	\$171,322	\$219,107	\$1,919,264
Total Attending ADM:	148.8684	Per ADM Amounts:	\$10,270	\$1,151	\$1,472	\$12,892
Cortez Park Charter Middle School, Inc.		078975000	\$1,750,647	\$161,942	\$755,606	\$2,668,195
Total Attending ADM:	266.9936	Per ADM Amounts:	\$6,557	\$607	\$2,830	\$9,993
Country Gardens Charter Schools		078513000	\$3,155,862	\$330,056	\$331,872	\$3,817,790
Total Attending ADM:	309.6185	Per ADM Amounts:	\$10,193	\$1,066	\$1,072	\$12,331

Expenditures by Project for Charter Schools			General Projects	CSP & IIP	State & Federal Projects	Total Project Expenditures
<b>Maricopa</b>						
CPLC Community Schools		078608000	\$671,451	\$96,334	\$347,819	\$1,115,604
Total Attending ADM:	70.2859	Per ADM Amounts:	\$9,553	\$1,371	\$4,949	\$15,872
Crown Charter School, Inc		078921000	\$3,652,146	\$299,567	\$106,668	\$4,058,381
Total Attending ADM:	318.2350	Per ADM Amounts:	\$11,476	\$941	\$335	\$12,753
Daisy Education Corporation dba Paragon Science Ac		078544000	\$4,262,127	\$490,942	\$335,635	\$5,088,704
Total Attending ADM:	518.6578	Per ADM Amounts:	\$8,218	\$947	\$647	\$9,811
Daisy Education Corporation dba. Sonoran Science A		078577000	\$2,601,130	\$199,120	\$346,275	\$3,146,525
Total Attending ADM:	219.1987	Per ADM Amounts:	\$11,867	\$908	\$1,580	\$14,355
Deer Valley Charter Schools, Inc.		078934000	\$176,045	\$7,987	\$10,001	\$194,033
Total Attending ADM:	29.4573	Per ADM Amounts:	\$5,976	\$271	\$340	\$6,587
Desert Heights Charter Schools		078621000	\$8,479,678	\$834,575	\$776,160	\$10,090,413
Total Attending ADM:	870.0031	Per ADM Amounts:	\$9,747	\$959	\$892	\$11,598
EAGLE College Prep Harmony, LLC		078202000	\$1,561,146	\$131,569	\$575,339	\$2,268,054
Total Attending ADM:	151.8942	Per ADM Amounts:	\$10,278	\$866	\$3,788	\$14,932
EAGLE College Prep Maryvale, LLC		078222000	\$2,982,792	\$191,822	\$690,224	\$3,864,838
Total Attending ADM:	365.2442	Per ADM Amounts:	\$8,167	\$525	\$1,890	\$10,582
EAGLE College Prep Mesa, LLC.		078223000	\$1,452,025	\$70,602	\$370,953	\$1,893,580
Total Attending ADM:	155.8123	Per ADM Amounts:	\$9,319	\$453	\$2,381	\$12,153
EAGLE South Mountain Charter, Inc.		078541000	\$3,513,002	\$265,803	\$674,101	\$4,452,906
Total Attending ADM:	455.4711	Per ADM Amounts:	\$7,713	\$584	\$1,480	\$9,776
East Mesa Charter Elementary School, Inc.		078509000	\$5,069,020	\$546,431	\$1,360,368	\$6,975,819
Total Attending ADM:	583.0050	Per ADM Amounts:	\$8,695	\$937	\$2,333	\$11,965
Edison Project		078573000	\$2,005,162	\$254,531	\$460,489	\$2,720,182
Total Attending ADM:	232.2662	Per ADM Amounts:	\$8,633	\$1,096	\$1,983	\$11,711
Edkey, Inc.		078991000	\$4,670,580	\$247,841	\$236,674	\$5,155,095
Total Attending ADM:	264.9833	Per ADM Amounts:	\$17,626	\$935	\$893	\$19,454
Edkey, Inc. - Pathfinder Academy		078742000	\$7,003,938	\$876,130	\$715,367	\$8,595,435
Total Attending ADM:	982.7922	Per ADM Amounts:	\$7,127	\$891	\$728	\$8,746
Edkey, Inc. - Redwood Academy		078740000	\$1,282,065	\$152,369	\$660,635	\$2,095,069
Total Attending ADM:	171.3142	Per ADM Amounts:	\$7,484	\$889	\$3,856	\$12,229
Edkey, Inc. - Sequoia Choice Schools		078705000	\$26,006,461	\$2,896,375	\$5,333,363	\$34,236,199
Total Attending ADM:	3,198.5107	Per ADM Amounts:	\$8,131	\$906	\$1,667	\$10,704
Edkey, Inc. - Sequoia Pathway Academy		078246000	\$7,018,262	\$743,880	\$888,999	\$8,651,141
Total Attending ADM:	812.5079	Per ADM Amounts:	\$8,638	\$916	\$1,094	\$10,647
Edkey, Inc. - Sequoia School for the Deaf and Hard		078744000	\$3,371,126	\$62,352	\$60,804	\$3,494,282
Total Attending ADM:	68.6500	Per ADM Amounts:	\$49,106	\$908	\$886	\$50,900
Edkey, Inc. - Sequoia Village School		078917000	\$3,227,691	\$351,669	\$1,068,405	\$4,647,765
Total Attending ADM:	393.6922	Per ADM Amounts:	\$8,199	\$893	\$2,714	\$11,806
Edkey, Inc. dba Arizona Conservatory for Arts and		078971000	\$2,458,948	\$287,130	\$883,956	\$3,630,034
Total Attending ADM:	311.3513	Per ADM Amounts:	\$7,898	\$922	\$2,839	\$11,659
Edkey, Inc. dba Sequoia Charter School		078915000	\$6,849,694	\$653,734	\$1,131,446	\$8,634,874
Total Attending ADM:	716.8490	Per ADM Amounts:	\$9,555	\$912	\$1,578	\$12,046
Educational Options Foundation		078558000	\$1,753,973	\$108,181	\$610,658	\$2,472,812
Total Attending ADM:	559.7257	Per ADM Amounts:	\$3,134	\$193	\$1,091	\$4,418
Empower College Prep		078401000	\$6,137,635	\$993,517	\$6,191,963	\$13,323,115
Total Attending ADM:	1,006.9990	Per ADM Amounts:	\$6,095	\$987	\$6,149	\$13,231
Espiritu Community Development Corp.		078103000	\$3,448,918	\$137,719	\$1,786,881	\$5,373,518
Total Attending ADM:	392.1451	Per ADM Amounts:	\$8,795	\$351	\$4,557	\$13,703
Espiritu Community Development Corp.		078711000	\$4,110,749	\$162,745	\$2,000,165	\$6,273,659
Total Attending ADM:	311.9658	Per ADM Amounts:	\$13,177	\$522	\$6,411	\$20,110

Expenditures by Project for Charter Schools			General Projects	CSP & IIP	State & Federal Projects	Total Project Expenditures
<b>Maricopa</b>						
Espiritu Schools		078275000	\$1,678,789	\$74,227	\$334,263	\$2,087,279
Total Attending ADM:	68.2776	Per ADM Amounts:	\$24,588	\$1,087	\$4,896	\$30,570
Estrella Educational Foundation		078239000	\$3,227,488	\$412,487	\$530,140	\$4,170,115
Total Attending ADM:	371.3401	Per ADM Amounts:	\$8,691	\$1,111	\$1,428	\$11,230
Ethos Academy - A Challenge Foundation Academy		078254000	\$2,617,574	\$398,202	\$778,102	\$3,793,878
Total Attending ADM:	338.1820	Per ADM Amounts:	\$7,740	\$1,177	\$2,301	\$11,218
Excalibur Charter Schools, Inc.		078901000	\$2,742,802	\$288,936	\$746,566	\$3,778,304
Total Attending ADM:	281.4782	Per ADM Amounts:	\$9,744	\$1,026	\$2,652	\$13,423
Fit Kids, Inc. dba Champion Schools		078785000	\$8,660,029	\$1,098,938	\$4,542,854	\$14,301,821
Total Attending ADM:	1,209.0069	Per ADM Amounts:	\$7,163	\$909	\$3,758	\$11,829
Franklin Phonetic Primary School, Inc.		078263000	\$807,562	\$76,518	\$160,436	\$1,044,516
Total Attending ADM:	76.3171	Per ADM Amounts:	\$10,582	\$1,003	\$2,102	\$13,687
Freedom Academy, Inc.		078528000	\$2,897,413	\$296,954	\$387,672	\$3,582,039
Total Attending ADM:	313.5202	Per ADM Amounts:	\$9,242	\$947	\$1,237	\$11,425
Freedom Preparatory Academy		078638000	\$1,347,717	\$174,366	\$147,321	\$1,669,404
Total Attending ADM:	164.2652	Per ADM Amounts:	\$8,205	\$1,061	\$897	\$10,163
Friendly House, Inc.		078611000	\$3,171,981	\$256,739	\$1,121,748	\$4,550,468
Total Attending ADM:	286.0505	Per ADM Amounts:	\$11,089	\$898	\$3,922	\$15,908
GAR, LLC dba Student Choice High School		078679000	\$17,207,180	\$2,115,988	\$601,307	\$19,924,475
Total Attending ADM:	2,080.8725	Per ADM Amounts:	\$8,269	\$1,017	\$289	\$9,575
Gem Charter School, Inc.		078774000	\$0	\$0	\$0	\$0
Total Attending ADM:	68.9700	Per ADM Amounts:	\$0	\$0	\$0	\$0
Genesis Program, Inc.		078708000	\$726,181	\$88,250	\$193,738	\$1,008,169
Total Attending ADM:	51.2878	Per ADM Amounts:	\$14,159	\$1,721	\$3,777	\$19,657
George Gervin Youth Center, Inc.		078585000	\$1,590,921	\$47,850	\$695,510	\$2,334,281
Total Attending ADM:	153.2450	Per ADM Amounts:	\$10,382	\$312	\$4,539	\$15,232
Glendale Preparatory Academy		078540000	\$6,170,033	\$573,211	\$656,773	\$7,400,017
Total Attending ADM:	606.3058	Per ADM Amounts:	\$10,176	\$945	\$1,083	\$12,205
Happy Valley East		078594000	\$3,787,946	\$318,012	\$347,978	\$4,453,936
Total Attending ADM:	412.8216	Per ADM Amounts:	\$9,176	\$770	\$843	\$10,789
Happy Valley School, Inc.		078998000	\$4,084,603	\$331,206	\$695,699	\$5,111,508
Total Attending ADM:	515.2321	Per ADM Amounts:	\$7,928	\$643	\$1,350	\$9,921
Heritage Academy Gateway, Inc.		078258000	\$11,519,963	\$1,215,034	\$116,979	\$12,851,976
Total Attending ADM:	1,303.9582	Per ADM Amounts:	\$8,835	\$932	\$90	\$9,856
Heritage Academy Laveen, Inc.		078259000	\$5,182,396	\$619,760	\$11,934	\$5,814,090
Total Attending ADM:	641.5354	Per ADM Amounts:	\$8,078	\$966	\$19	\$9,063
Heritage Academy, Inc.		078712000	\$12,704,149	\$1,546,275	\$83,942	\$14,334,366
Total Attending ADM:	1,624.0276	Per ADM Amounts:	\$7,823	\$952	\$52	\$8,826
Heritage Elementary School		078985000	\$7,915,815	\$838,884	\$2,109,898	\$10,864,597
Total Attending ADM:	839.7019	Per ADM Amounts:	\$9,427	\$999	\$2,513	\$12,939
Highland Prep		078244000	\$3,934,310	\$476,708	\$621,092	\$5,032,110
Total Attending ADM:	507.2037	Per ADM Amounts:	\$7,757	\$940	\$1,225	\$9,921
Hirsch Academy A Challenge Foundation		078204000	\$1,444,094	\$248,446	\$641,425	\$2,333,965
Total Attending ADM:	152.6422	Per ADM Amounts:	\$9,461	\$1,628	\$4,202	\$15,290
Horizon Community Learning Center, Inc.		078752000	\$6,527,495	\$612,771	\$671,857	\$7,812,123
Total Attending ADM:	695.6414	Per ADM Amounts:	\$9,383	\$881	\$966	\$11,230
Horizon Community Learning Center, Inc.		078233000	\$6,412,798	\$617,928	\$772,955	\$7,803,681
Total Attending ADM:	763.5012	Per ADM Amounts:	\$8,399	\$809	\$1,012	\$10,221
Humanities and Sciences Academy of the United Stat		078713000	\$2,436,495	\$299,609	\$120,743	\$2,856,847
Total Attending ADM:	305.1736	Per ADM Amounts:	\$7,984	\$982	\$396	\$9,361



Expenditures by Project for Charter Schools		General Projects	CSP & IIP	State & Federal Projects	Total Project Expenditures	
<b>Maricopa</b>						
Imagine Avondale Elementary, Inc.		078535000	\$3,699,905	\$227,649	\$1,595,129	\$5,522,681
Total Attending ADM:	396.3911	Per ADM Amounts:	\$9,334	\$574	\$4,024	\$13,932
Imagine Avondale Middle, Inc.		078553000	\$1,828,755	\$117,582	\$484,627	\$2,430,964
Total Attending ADM:	220.3718	Per ADM Amounts:	\$8,298	\$534	\$2,199	\$11,031
Imagine Camelback Middle, Inc.		078531000	\$1,466,652	\$98,809	\$550,182	\$2,115,643
Total Attending ADM:	160.0883	Per ADM Amounts:	\$9,162	\$617	\$3,437	\$13,215
Imagine Charter Elementary at Camelback, Inc.		078519000	\$3,468,544	\$343,062	\$1,205,809	\$5,017,415
Total Attending ADM:	325.1388	Per ADM Amounts:	\$10,668	\$1,055	\$3,709	\$15,432
Imagine Charter Elementary at Desert West, Inc.		078520000	\$5,420,484	\$448,465	\$2,119,178	\$7,988,127
Total Attending ADM:	638.7487	Per ADM Amounts:	\$8,486	\$702	\$3,318	\$12,506
Imagine Coolidge Elementary, Inc.		078536000	\$5,994,473	\$444,051	\$1,884,578	\$8,323,102
Total Attending ADM:	614.2301	Per ADM Amounts:	\$9,759	\$723	\$3,068	\$13,550
Imagine Desert West Middle, Inc.		078532000	\$3,101,910	\$380,273	\$1,406,139	\$4,888,322
Total Attending ADM:	436.8632	Per ADM Amounts:	\$7,100	\$870	\$3,219	\$11,190
Imagine Middle at East Mesa, Inc.		078521000	\$1,072,719	\$88,430	\$154,098	\$1,315,247
Total Attending ADM:	119.9159	Per ADM Amounts:	\$8,946	\$737	\$1,285	\$10,968
Imagine Middle at Surprise, Inc.		078522000	\$2,977,239	\$208,077	\$429,784	\$3,615,100
Total Attending ADM:	253.5250	Per ADM Amounts:	\$11,743	\$821	\$1,695	\$14,259
Imagine Prep Coolidge, Inc.		078547000	\$4,812,435	\$542,784	\$1,061,278	\$6,416,497
Total Attending ADM:	509.3101	Per ADM Amounts:	\$9,449	\$1,066	\$2,084	\$12,598
Imagine Prep Superstition, Inc.		078537000	\$3,549,494	\$267,612	\$403,784	\$4,220,890
Total Attending ADM:	285.4519	Per ADM Amounts:	\$12,435	\$938	\$1,415	\$14,787
Imagine Prep Surprise, Inc.		078538000	\$3,607,256	\$277,130	\$453,031	\$4,337,417
Total Attending ADM:	285.0934	Per ADM Amounts:	\$12,653	\$972	\$1,589	\$15,214
Imagine Superstition Middle, Inc.		078552000	\$1,235,430	\$92,610	\$336,867	\$1,664,907
Total Attending ADM:	150.9594	Per ADM Amounts:	\$8,184	\$613	\$2,232	\$11,029
Incito Schools		078210000	\$3,018,809	\$240,368	\$471,715	\$3,730,892
Total Attending ADM:	228.4755	Per ADM Amounts:	\$13,213	\$1,052	\$2,065	\$16,330
Intelli-School, Inc.		078741000	\$642,339	\$71,349	\$206,274	\$919,962
Total Attending ADM:	60.3220	Per ADM Amounts:	\$10,649	\$1,183	\$3,420	\$15,251
International Commerce Secondary Schools, Inc.		078710000	\$2,569,281	\$371,714	\$96,403	\$3,037,398
Total Attending ADM:	214.4989	Per ADM Amounts:	\$11,978	\$1,733	\$449	\$14,160
James Madison Preparatory School		078795000	\$1,777,151	\$112,705	\$65,122	\$1,954,978
Total Attending ADM:	149.3177	Per ADM Amounts:	\$11,902	\$755	\$436	\$13,093
James Sandoval Preparatory High School		078928000	\$92,953	\$8,110	\$219,680	\$320,743
Total Attending ADM:	34.1265	Per ADM Amounts:	\$2,724	\$238	\$6,437	\$9,399
Kaizen Education Foundation dba Advance U		078240000	\$782,792	\$51,991	\$628,560	\$1,463,343
Total Attending ADM:	57.1700	Per ADM Amounts:	\$13,692	\$909	\$10,995	\$25,596
Kaizen Education Foundation dba Discover U Element		078230000	\$1,309,381	\$121,321	\$527,046	\$1,957,748
Total Attending ADM:	133.3382	Per ADM Amounts:	\$9,820	\$910	\$3,953	\$14,683
Kaizen Education Foundation dba El Dorado High Sch		078718000	\$5,282,945	\$730,748	\$1,570,364	\$7,584,057
Total Attending ADM:	723.5667	Per ADM Amounts:	\$7,301	\$1,010	\$2,170	\$10,481
Kaizen Education Foundation dba Gilbert Arts Acade		078570000	\$1,735,634	\$150,744	\$391,744	\$2,278,122
Total Attending ADM:	165.7759	Per ADM Amounts:	\$10,470	\$909	\$2,363	\$13,742
Kaizen Education Foundation dba Havasu Preparatory		078580000	\$1,629,228	\$228,799	\$498,056	\$2,356,083
Total Attending ADM:	194.8882	Per ADM Amounts:	\$8,360	\$1,174	\$2,556	\$12,089
Kaizen Education Foundation dba Liberty Arts Acade		078571000	\$3,251,370	\$299,249	\$891,057	\$4,441,676
Total Attending ADM:	329.0672	Per ADM Amounts:	\$9,881	\$909	\$2,708	\$13,498
Kaizen Education Foundation dba Maya High School		078949000	\$3,130,465	\$384,999	\$1,152,592	\$4,668,056
Total Attending ADM:	390.2202	Per ADM Amounts:	\$8,022	\$987	\$2,954	\$11,963

Expenditures by Project for Charter Schools		General Projects	CSP & IIP	State & Federal Projects	Total Project Expenditures
<b>Maricopa</b>					
Kaizen Education Foundation dba Mission Heights Pr	078576000	\$4,620,732	\$544,728	\$835,144	\$6,000,604
Total Attending ADM:	555.0125	Per ADM Amounts: \$8,325	\$981	\$1,505	\$10,812
Kaizen Education Foundation dba South Pointe Eleme	078999000	\$2,609,095	\$295,280	\$806,500	\$3,710,875
Total Attending ADM:	279.9377	Per ADM Amounts: \$9,320	\$1,055	\$2,881	\$13,256
Kaizen Education Foundation dba South Pointe Junio	078765000	\$1,318,807	\$162,279	\$584,370	\$2,065,456
Total Attending ADM:	133.4138	Per ADM Amounts: \$9,885	\$1,216	\$4,380	\$15,482
Kaizen Education Foundation dba Summit High School	078952000	\$1,496,925	\$186,530	\$639,368	\$2,322,823
Total Attending ADM:	188.9545	Per ADM Amounts: \$7,922	\$987	\$3,384	\$12,293
Kaizen Education Foundation dba Tempe Accelerated	078954000	\$758,497	\$83,633	\$380,044	\$1,222,174
Total Attending ADM:	80.7354	Per ADM Amounts: \$9,395	\$1,036	\$4,707	\$15,138
Kaizen Education Foundation dba Vista Grove Prepar	078567000	\$1,093,947	\$81,360	\$677,155	\$1,852,462
Total Attending ADM:	78.7777	Per ADM Amounts: \$13,887	\$1,033	\$8,596	\$23,515
Kaizen Education Foundation dba Vista Grove Prepar	078946000	\$319,647	\$40,636	\$240,437	\$600,720
Total Attending ADM:	30.3649	Per ADM Amounts: \$10,527	\$1,338	\$7,918	\$19,783
Kaleidoscope School	078616000	\$2,206,990	\$266,215	\$800,886	\$3,274,091
Total Attending ADM:	254.3467	Per ADM Amounts: \$8,677	\$1,047	\$3,149	\$12,873
Kestrel Schools, Inc.	138759000	\$63,015	\$3,625	\$85,496	\$152,136
Total Attending ADM:	29.3678	Per ADM Amounts: \$2,146	\$123	\$2,911	\$5,180
Keystone Montessori Charter School, Inc.	078779000	\$3,582,285	\$191,431	\$405,010	\$4,178,726
Total Attending ADM:	180.2019	Per ADM Amounts: \$19,879	\$1,062	\$2,248	\$23,189
Khalsa Montessori Elementary Schools	078759000	\$1,145,275	\$57,858	\$219,998	\$1,423,131
Total Attending ADM:	100.8000	Per ADM Amounts: \$11,362	\$574	\$2,183	\$14,118
LEAD Charter Schools	078968000	\$9,445,620	\$1,102,166	\$2,125,380	\$12,673,166
Total Attending ADM:	1,044.6263	Per ADM Amounts: \$9,042	\$1,055	\$2,035	\$12,132
Legacy Education Group	078507000	\$1,637,910	\$255,396	\$178,309	\$2,071,615
Total Attending ADM:	160.0581	Per ADM Amounts: \$10,233	\$1,596	\$1,114	\$12,943
Legacy Traditional School - Avondale	078416000	\$9,171,482	\$1,124,242	\$2,083,133	\$12,378,857
Total Attending ADM:	1,240.6564	Per ADM Amounts: \$7,392	\$906	\$1,679	\$9,978
Legacy Traditional School - Chandler	078417000	\$9,456,296	\$913,015	\$1,660,131	\$12,029,442
Total Attending ADM:	1,048.8004	Per ADM Amounts: \$9,016	\$871	\$1,583	\$11,470
Legacy Traditional School - Deer Valley	078642000	\$4,177,920	\$580,782	\$364,424	\$5,123,126
Total Attending ADM:	399.0631	Per ADM Amounts: \$10,469	\$1,455	\$913	\$12,838
Legacy Traditional School - East Mesa	078413000	\$9,295,825	\$877,971	\$795,079	\$10,968,875
Total Attending ADM:	976.0563	Per ADM Amounts: \$9,524	\$900	\$815	\$11,238
Legacy Traditional School - East Tucson	108603000	\$2,974,452	\$285,786	\$598,860	\$3,859,098
Total Attending ADM:	328.8416	Per ADM Amounts: \$9,045	\$869	\$1,821	\$11,735
Legacy Traditional School - Gilbert	078229000	\$8,779,395	\$903,398	\$1,294,812	\$10,977,605
Total Attending ADM:	1,021.3198	Per ADM Amounts: \$8,596	\$885	\$1,268	\$10,748
Legacy Traditional School - Glendale	078408000	\$9,051,600	\$1,088,120	\$1,577,400	\$11,717,120
Total Attending ADM:	1,200.9362	Per ADM Amounts: \$7,537	\$906	\$1,313	\$9,757
Legacy Traditional School - Goodyear	078635000	\$5,144,202	\$472,274	\$764,466	\$6,380,942
Total Attending ADM:	539.3985	Per ADM Amounts: \$9,537	\$876	\$1,417	\$11,830
Legacy Traditional School - Laveen Village	078215000	\$7,348,819	\$921,672	\$1,578,516	\$9,849,007
Total Attending ADM:	1,016.3693	Per ADM Amounts: \$7,230	\$907	\$1,553	\$9,690
Legacy Traditional School - Mesa	078641000	\$4,736,510	\$375,389	\$433,882	\$5,545,781
Total Attending ADM:	455.1192	Per ADM Amounts: \$10,407	\$825	\$953	\$12,185
Legacy Traditional School - North Chandler	078409000	\$7,135,602	\$767,506	\$1,106,934	\$9,010,042
Total Attending ADM:	862.7191	Per ADM Amounts: \$8,271	\$890	\$1,283	\$10,444
Legacy Traditional School - North Phoenix	078637000	\$3,817,242	\$398,711	\$836,699	\$5,052,652
Total Attending ADM:	539.7770	Per ADM Amounts: \$7,072	\$739	\$1,550	\$9,361

Expenditures by Project for Charter Schools			General Projects	CSP & IIP	State & Federal Projects	Total Project Expenditures
<b>Maricopa</b>						
Legacy Traditional School - Peoria		078407000	\$5,800,323	\$545,063	\$984,712	\$7,330,098
Total Attending ADM:	611.8425	Per ADM Amounts:	\$9,480	\$891	\$1,609	\$11,980
Legacy Traditional School - Phoenix		078415000	\$10,011,463	\$991,563	\$2,340,384	\$13,343,410
Total Attending ADM:	1,212.3820	Per ADM Amounts:	\$8,258	\$818	\$1,930	\$11,006
Legacy Traditional School - Surprise		078274000	\$17,009,405	\$1,820,291	\$1,810,444	\$20,640,140
Total Attending ADM:	2,140.9433	Per ADM Amounts:	\$7,945	\$850	\$846	\$9,641
Legacy Traditional School - West Surprise		078636000	\$8,666,815	\$992,130	\$1,016,437	\$10,675,382
Total Attending ADM:	1,090.7145	Per ADM Amounts:	\$7,946	\$910	\$932	\$9,788
Liberty Traditional Charter School		078784000	\$7,915,815	\$838,884	\$2,109,898	\$10,864,597
Total Attending ADM:	564.2615	Per ADM Amounts:	\$14,029	\$1,487	\$3,739	\$19,255
Lincoln Preparatory Academy		078235000	\$5,004,102	\$499,359	\$664,391	\$6,167,852
Total Attending ADM:	533.6666	Per ADM Amounts:	\$9,377	\$936	\$1,245	\$11,558
Little Lamb Community School		078997000	\$1,550,574	\$158,724	\$29,569	\$1,738,867
Total Attending ADM:	122.2752	Per ADM Amounts:	\$12,681	\$1,298	\$242	\$14,221
Madison Highland Prep		078219000	\$4,193,900	\$484,849	\$979,405	\$5,658,154
Total Attending ADM:	457.3004	Per ADM Amounts:	\$9,171	\$1,060	\$2,142	\$12,373
Madison Highland Prep Phoenix		078419000	\$1,680,647	\$182,272	\$424,502	\$2,287,421
Total Attending ADM:	182.4430	Per ADM Amounts:	\$9,212	\$999	\$2,327	\$12,538
Maricopa County Community College District dba Gat		078647000	\$2,555,619	\$296,383	\$526,914	\$3,378,916
Total Attending ADM:	332.1734	Per ADM Amounts:	\$7,694	\$892	\$1,586	\$10,172
Maryvale Preparatory Academy		078592000	\$9,708,552	\$901,121	\$1,735,809	\$12,345,482
Total Attending ADM:	975.4370	Per ADM Amounts:	\$9,953	\$924	\$1,780	\$12,656
MCCCD on behalf of Phoenix College Preparatory Aca		078743000	\$1,697,258	\$170,226	\$461,605	\$2,329,089
Total Attending ADM:	246.6204	Per ADM Amounts:	\$6,882	\$690	\$1,872	\$9,444
Metropolitan Arts Institute, Inc.		078906000	\$2,050,088	\$326,474	\$102,689	\$2,479,251
Total Attending ADM:	251.6935	Per ADM Amounts:	\$8,145	\$1,297	\$408	\$9,850
Midtown Primary School		078976000	\$978,756	\$81,833	\$423,375	\$1,483,964
Total Attending ADM:	94.6798	Per ADM Amounts:	\$10,338	\$864	\$4,472	\$15,674
Milestones Charter School		078791000	\$3,025,262	\$175,916	\$128,492	\$3,329,670
Total Attending ADM:	173.8695	Per ADM Amounts:	\$17,400	\$1,012	\$739	\$19,150
Montessori Academy, Inc.		078977000	\$2,259,769	\$143,133	\$169,411	\$2,572,313
Total Attending ADM:	133.4182	Per ADM Amounts:	\$16,937	\$1,073	\$1,270	\$19,280
Montessori Day Public Schools Chartered, Inc.		078758000	\$1,178,368	\$48,746	\$278,439	\$1,505,553
Total Attending ADM:	173.8575	Per ADM Amounts:	\$6,778	\$280	\$1,602	\$8,660
Montessori Education Centre Charter School		078763000	\$3,589,430	\$553,035	\$329,140	\$4,471,605
Total Attending ADM:	416.5475	Per ADM Amounts:	\$8,617	\$1,328	\$790	\$10,735
Morrison Education Group, Inc.		078556000	\$4,544,504	\$434,038	\$696,507	\$5,675,049
Total Attending ADM:	538.8188	Per ADM Amounts:	\$8,434	\$806	\$1,293	\$10,532
Morrison Education Group, Inc.		078640000	\$2,581,461	\$391,023	\$672,645	\$3,645,129
Total Attending ADM:	356.4068	Per ADM Amounts:	\$7,243	\$1,097	\$1,887	\$10,227
New Horizon School for the Performing Arts		078771000	\$1,258,291	\$132,916	\$369,669	\$1,760,876
Total Attending ADM:	134.0300	Per ADM Amounts:	\$9,388	\$992	\$2,758	\$13,138
New Learning Ventures, Inc.		078692000	\$1,345,666	\$114,325	\$28,104	\$1,488,095
Total Attending ADM:	111.4703	Per ADM Amounts:	\$12,072	\$1,026	\$252	\$13,350
New School For The Arts		078903000	\$1,917,159	\$225,496	\$87,561	\$2,230,216
Total Attending ADM:	202.8959	Per ADM Amounts:	\$9,449	\$1,111	\$432	\$10,992
New School for the Arts Middle School		078981000	\$650,077	\$90,582	\$114,610	\$855,269
Total Attending ADM:	87.9143	Per ADM Amounts:	\$7,394	\$1,030	\$1,304	\$9,728
New World Educational Center		078760000	\$1,909,484	\$146,316	\$221,323	\$2,277,123
Total Attending ADM:	168.6914	Per ADM Amounts:	\$11,319	\$867	\$1,312	\$13,499

Expenditures by Project for Charter Schools			General Projects	CSP & IIP	State & Federal Projects	Total Project Expenditures
<b>Maricopa</b>						
Noah Webster Schools - Mesa		078930000	\$5,049,466	\$548,503	\$634,497	\$6,232,466
Total Attending ADM:	530.9940	Per ADM Amounts:	\$9,509	\$1,033	\$1,195	\$11,737
Noah Webster Schools-Pima		078261000	\$2,943,450	\$282,908	\$514,524	\$3,740,882
Total Attending ADM:	271.4315	Per ADM Amounts:	\$10,844	\$1,042	\$1,896	\$13,782
North Phoenix Preparatory Academy		078584000	\$4,854,628	\$491,342	\$591,585	\$5,937,555
Total Attending ADM:	517.7261	Per ADM Amounts:	\$9,377	\$949	\$1,143	\$11,469
North Star Charter School, Inc.		078945000	\$10,051,330	\$1,324,342	\$565,105	\$11,940,777
Total Attending ADM:	1,311.9616	Per ADM Amounts:	\$7,661	\$1,009	\$431	\$9,101
Ombudsman Educational Services, Ltd., a subsidiary		078767000	\$10,292,824	\$857,455	\$871,822	\$12,022,101
Total Attending ADM:	1,384.6267	Per ADM Amounts:	\$7,434	\$619	\$630	\$8,683
P.L.C. Charter Schools		078907000	\$5,507,504	\$771,025	\$3,326,207	\$9,604,736
Total Attending ADM:	835.3233	Per ADM Amounts:	\$6,593	\$923	\$3,982	\$11,498
Pan-American Elementary Charter		078940000	\$10,165,789	\$1,041,157	\$1,757,377	\$12,964,323
Total Attending ADM:	1,073.0981	Per ADM Amounts:	\$9,473	\$970	\$1,638	\$12,081
Paragon Management, Inc.		078912000	\$24,978,022	\$1,892,770	\$1,589,326	\$28,460,118
Total Attending ADM:	2,703.9490	Per ADM Amounts:	\$9,238	\$700	\$588	\$10,525
PAS Charter, Inc., dba Intelli-School		078963000	\$1,264,882	\$134,232	\$397,219	\$1,796,333
Total Attending ADM:	111.8041	Per ADM Amounts:	\$11,313	\$1,201	\$3,553	\$16,067
Pathfinder Charter School Foundation		078792000	\$3,613,296	\$210,776	\$1,138,675	\$4,962,747
Total Attending ADM:	432.0312	Per ADM Amounts:	\$8,364	\$488	\$2,636	\$11,487
Pathways In Education-Arizona, Inc.		078216000	\$1,550,971	\$195,348	\$95,502	\$1,841,821
Total Attending ADM:	174.2189	Per ADM Amounts:	\$8,902	\$1,121	\$548	\$10,572
Pensar Academy		078238000	\$2,010,157	\$205,086	\$631,622	\$2,846,865
Total Attending ADM:	202.2804	Per ADM Amounts:	\$9,937	\$1,014	\$3,123	\$14,074
Phoenix Education Management, LLC,		078716000	\$4,437,443	\$391,465	\$164,679	\$4,993,587
Total Attending ADM:	384.4950	Per ADM Amounts:	\$11,541	\$1,018	\$428	\$12,987
Phoenix International Academy		078693000	\$1,373,668	\$57,012	\$945,302	\$2,375,982
Total Attending ADM:	138.6475	Per ADM Amounts:	\$9,908	\$411	\$6,818	\$17,137
Phoenix School of Academic Excellence The		078776000	\$1,245,494	\$128,441	\$84,944	\$1,458,879
Total Attending ADM:	106.6261	Per ADM Amounts:	\$11,681	\$1,205	\$797	\$13,682
Pillar Charter School		078504000	\$96,091	\$15,350	\$185,611	\$297,052
Total Attending ADM:	13.9973	Per ADM Amounts:	\$6,865	\$1,097	\$13,260	\$21,222
Pinnacle Education-Tempe, Inc.		078726000	\$1,179,845	\$248,655	\$0	\$1,428,500
Total Attending ADM:	281.9173	Per ADM Amounts:	\$4,185	\$882	\$0	\$5,067
Pinnacle Education-WMCB, Inc.		078920000	\$289,730	\$15,938	\$0	\$305,668
Total Attending ADM:	73.7285	Per ADM Amounts:	\$3,930	\$216	\$0	\$4,146
Pioneer Preparatory School		078550000	\$3,339,176	\$599,766	\$1,101,288	\$5,040,230
Total Attending ADM:	372.6354	Per ADM Amounts:	\$8,961	\$1,610	\$2,955	\$13,526
Pointe Schools		078925000	\$0	\$0	\$0	\$0
Total Attending ADM:	627.2197	Per ADM Amounts:	\$0	\$0	\$0	\$0
Premier Charter High School		078939000	\$1,478,816	\$120,844	\$663,267	\$2,262,927
Total Attending ADM:	151.6949	Per ADM Amounts:	\$9,749	\$797	\$4,372	\$14,918
Reid Traditional Schools' Painted Rock Academy Inc		078209000	\$3,802,667	\$420,028	\$341,715	\$4,564,410
Total Attending ADM:	447.1593	Per ADM Amounts:	\$8,504	\$939	\$764	\$10,208
Reid Traditional Schools' Valley Academy, Inc.		078749000	\$5,046,495	\$417,508	\$423,809	\$5,887,812
Total Attending ADM:	661.4499	Per ADM Amounts:	\$7,629	\$631	\$641	\$8,901
Research Based Education Corporation		078560000	\$781,385	\$111,406	\$177,895	\$1,070,686
Total Attending ADM:	89.1495	Per ADM Amounts:	\$8,765	\$1,250	\$1,995	\$12,010
Ridgeline Academy, Inc.		078609000	\$7,107,232	\$860,261	\$732,414	\$8,699,907
Total Attending ADM:	978.3813	Per ADM Amounts:	\$7,264	\$879	\$749	\$8,892

Expenditures by Project for Charter Schools			General Projects	CSP & IIP	State & Federal Projects	Total Project Expenditures
<b>Maricopa</b>						
Roosevelt Preparatory Academy		078266000	\$6,522,184	\$534,920	\$581,349	\$7,638,453
Total Attending ADM:	588.3067	Per ADM Amounts:	\$11,086	\$909	\$988	\$12,984
Rosefield Charter Elementary School, Inc.		078508000	\$4,495,014	\$426,984	\$1,363,921	\$6,285,919
Total Attending ADM:	464.8415	Per ADM Amounts:	\$9,670	\$919	\$2,934	\$13,523
Sage Academy, Inc.		078688000	\$1,353,044	\$136,105	\$384,094	\$1,873,243
Total Attending ADM:	104.9566	Per ADM Amounts:	\$12,891	\$1,297	\$3,660	\$17,848
Salt River Pima-Maricopa Community Schools		078656000	\$190,370	\$51,476	\$1,603,420	\$1,845,266
Total Attending ADM:	50.3625	Per ADM Amounts:	\$3,780	\$1,022	\$31,838	\$36,640
San Tan Montessori School, Inc.		078539000	\$7,716,095	\$828,555	\$913,341	\$9,457,991
Total Attending ADM:	837.7399	Per ADM Amounts:	\$9,211	\$989	\$1,090	\$11,290
SC Jensen Corporation, Inc. dba Intelli-School		078962000	\$576,845	\$60,731	\$205,059	\$842,635
Total Attending ADM:	52.8966	Per ADM Amounts:	\$10,905	\$1,148	\$3,877	\$15,930
Scholars Academy Sunnyslope		078624000	\$1,684,707	\$194,688	\$808,282	\$2,687,677
Total Attending ADM:	182.3904	Per ADM Amounts:	\$9,237	\$1,067	\$4,432	\$14,736
Scottsdale Country Day School		078243000	\$1,221,620	\$111,147	\$68,586	\$1,401,353
Total Attending ADM:	101.1506	Per ADM Amounts:	\$12,077	\$1,099	\$678	\$13,854
Scottsdale Preparatory Academy		078533000	\$8,201,194	\$816,492	\$703,353	\$9,721,039
Total Attending ADM:	867.6558	Per ADM Amounts:	\$9,452	\$941	\$811	\$11,204
Self Development Academy-Phoenix		078256000	\$1,871,202	\$453,758	\$708,952	\$3,033,912
Total Attending ADM:	282.1168	Per ADM Amounts:	\$6,633	\$1,608	\$2,513	\$10,754
Self Development Charter School		078796000	\$3,614,308	\$492,189	\$85,186	\$4,191,683
Total Attending ADM:	406.6188	Per ADM Amounts:	\$8,889	\$1,210	\$209	\$10,309
Skyline Gila River Schools, LLC		078566000	\$3,799,770	\$215,385	\$755,006	\$4,770,161
Total Attending ADM:	233.1496	Per ADM Amounts:	\$16,298	\$924	\$3,238	\$20,460
Skyline Schools, Inc.		078914000	\$3,019,439	\$153,291	\$497,382	\$3,670,112
Total Attending ADM:	195.1739	Per ADM Amounts:	\$15,471	\$785	\$2,548	\$18,804
SLAM Arizona, Inc.		078625000	\$868,913	\$21,846	\$284,530	\$1,175,289
Total Attending ADM:	48.3009	Per ADM Amounts:	\$17,990	\$452	\$5,891	\$24,333
Somerset Academy Arizona, Inc.		078622000	\$1,299,675	\$182,590	\$169,418	\$1,651,683
Total Attending ADM:	146.4744	Per ADM Amounts:	\$8,873	\$1,247	\$1,157	\$11,276
South Phoenix Academy Inc.		078599000	\$1,852,517	\$280,269	\$894,038	\$3,026,824
Total Attending ADM:	283.8466	Per ADM Amounts:	\$6,526	\$987	\$3,150	\$10,664
South Valley Academy, Inc.		078578000	\$1,555,646	\$185,293	\$706,207	\$2,447,146
Total Attending ADM:	210.4372	Per ADM Amounts:	\$7,392	\$881	\$3,356	\$11,629
Southwest Leadership Academy		078228000	\$2,293,661	\$111,580	\$823,662	\$3,228,903
Total Attending ADM:	195.1741	Per ADM Amounts:	\$11,752	\$572	\$4,220	\$16,544
STEP UP Schools, Inc.		078634000	\$552,647	\$57,785	\$462,582	\$1,073,014
Total Attending ADM:	60.5692	Per ADM Amounts:	\$9,124	\$954	\$7,637	\$17,716
Stepping Stones Academy		078781000	\$1,912,172	\$211,420	\$213,327	\$2,336,919
Total Attending ADM:	202.2836	Per ADM Amounts:	\$9,453	\$1,045	\$1,055	\$11,553
Success School		078924000	\$7,915,815	\$838,884	\$2,109,898	\$10,864,597
Total Attending ADM:	922.9059	Per ADM Amounts:	\$8,577	\$909	\$2,286	\$11,772
Synergy Public School, Inc.		078237000	\$3,891,479	\$623,344	\$1,467,013	\$5,981,836
Total Attending ADM:	547.6600	Per ADM Amounts:	\$7,106	\$1,138	\$2,679	\$10,923
Tempe Preparatory Academy		078761000	\$4,369,637	\$535,791	\$197,601	\$5,103,029
Total Attending ADM:	442.8923	Per ADM Amounts:	\$9,866	\$1,210	\$446	\$11,522
The Boys & Girls Clubs of the Valley		078613000	\$2,258,822	\$218,644	\$435,544	\$2,913,010
Total Attending ADM:	206.9359	Per ADM Amounts:	\$10,916	\$1,057	\$2,105	\$14,077
The Farm at Mission Montessori Academy		078213000	\$427,456	\$54,993	\$64,958	\$547,407
Total Attending ADM:	51.2600	Per ADM Amounts:	\$8,339	\$1,073	\$1,267	\$10,679

Expenditures by Project for Charter Schools			General Projects	CSP & IIP	State & Federal Projects	Total Project Expenditures
<b>Maricopa</b>						
The Odyssey Preparatory Academy, Inc.		078561000	\$27,822,330	\$2,849,097	\$1,850,697	\$32,522,124
Total Attending ADM:	3,254.8987	Per ADM Amounts:	\$8,548	\$875	\$569	\$9,992
The Paideia Academies, Inc		078206000	\$6,167,919	\$738,369	\$2,009,560	\$8,915,848
Total Attending ADM:	769.1865	Per ADM Amounts:	\$8,019	\$960	\$2,613	\$11,591
Think Through Academy		078411000	\$729,982	\$69,133	\$165,724	\$964,839
Total Attending ADM:	46.0300	Per ADM Amounts:	\$15,859	\$1,502	\$3,600	\$20,961
ThrivePoint High School, Inc.		078911000	\$6,460,814	\$893,751	\$317,010	\$7,671,575
Total Attending ADM:	991.1800	Per ADM Amounts:	\$6,518	\$902	\$320	\$7,740
Trivium Preparatory Academy		078591000	\$8,146,567	\$845,804	\$891,591	\$9,883,962
Total Attending ADM:	892.5409	Per ADM Amounts:	\$9,127	\$948	\$999	\$11,074
Twenty First Century Charter School, Inc. Bennett		078630000	\$2,334,479	\$6,944	\$188,613	\$2,530,036
Total Attending ADM:	197.8972	Per ADM Amounts:	\$11,796	\$35	\$953	\$12,785
Valley of the Sun Waldorf Education Association, d		078964000	\$2,745,469	\$340,740	\$257,420	\$3,343,629
Total Attending ADM:	288.2505	Per ADM Amounts:	\$9,525	\$1,182	\$893	\$11,600
Valor Preparatory Academy, LLC		078104000	\$1,990,477	\$204,040	\$15,635	\$2,210,152
Total Attending ADM:	179.7005	Per ADM Amounts:	\$11,077	\$1,135	\$87	\$12,299
Vector School District, Inc.		078562000	\$1,590,258	\$209,118	\$694,101	\$2,493,477
Total Attending ADM:	204.0586	Per ADM Amounts:	\$7,793	\$1,025	\$3,401	\$12,219
Veritas Preparatory Academy		078984000	\$7,851,218	\$758,494	\$680,409	\$9,290,121
Total Attending ADM:	804.4578	Per ADM Amounts:	\$9,760	\$943	\$846	\$11,548
Victory Collegiate Academy Corporation		078410000	\$3,421,326	\$346,138	\$742,020	\$4,509,484
Total Attending ADM:	313.0126	Per ADM Amounts:	\$10,930	\$1,106	\$2,371	\$14,407
Villa Montessori Charter School		078715000	\$7,044,429	\$409,431	\$352,037	\$7,805,897
Total Attending ADM:	462.1782	Per ADM Amounts:	\$15,242	\$886	\$762	\$16,889
Vista Charter School		078960000	\$121,062	\$29,982	\$103,280	\$254,324
Total Attending ADM:	5.9025	Per ADM Amounts:	\$20,510	\$5,080	\$17,498	\$43,088
Vista College Preparatory, Inc.		078224000	\$17,134,744	\$1,124,988	\$2,957,218	\$21,216,950
Total Attending ADM:	1,237.2165	Per ADM Amounts:	\$13,849	\$909	\$2,390	\$17,149
West Gilbert Charter Elementary School, Inc.		078935000	\$3,714,482	\$181,302	\$130,320	\$4,026,104
Total Attending ADM:	271.5624	Per ADM Amounts:	\$13,678	\$668	\$480	\$14,826
West Gilbert Charter Middle School, Inc.		078974000	\$930,708	\$63,116	\$150,129	\$1,143,953
Total Attending ADM:	65.7879	Per ADM Amounts:	\$14,147	\$959	\$2,282	\$17,389
West Valley Arts and Technology Academy, Inc.		078548000	\$2,223,529	\$167,009	\$682,793	\$3,073,331
Total Attending ADM:	231.2561	Per ADM Amounts:	\$9,615	\$722	\$2,953	\$13,290
Western School of Science and Technology, Inc.		078221000	\$4,491,341	\$501,075	\$1,086,340	\$6,078,756
Total Attending ADM:	515.1392	Per ADM Amounts:	\$8,719	\$973	\$2,109	\$11,800
<b>Maricopa</b>	Totals		\$1,438,800,823	\$148,108,316	\$233,893,258	\$1,820,802,395
Total Attending ADM:	162,316.0687	Per ADM Amounts:	\$8,864	\$912	\$1,441	\$11,218

Expenditures by Project for Charter Schools		General Projects	CSP & IIP	State & Federal Projects	Total Project Expenditures	
<b>Mohave</b>						
Academy of Building Industries, Inc.		088704000	\$1,359,101	\$77,945	\$139,342	\$1,576,388
Total Attending ADM:	101.9224	Per ADM Amounts:	\$13,335	\$765	\$1,367	\$15,467
Desert Star Academy		088705000	\$4,568,771	\$458,921	\$721,874	\$5,749,566
Total Attending ADM:	457.9256	Per ADM Amounts:	\$9,977	\$1,002	\$1,576	\$12,556
Kingman Academy Of Learning		088620000	\$11,294,068	\$1,025,862	\$1,267,363	\$13,587,293
Total Attending ADM:	1,293.1945	Per ADM Amounts:	\$8,733	\$793	\$980	\$10,507
Masada Charter School, Inc.		088759000	\$3,422,592	\$262,781	\$1,387,541	\$5,072,914
Total Attending ADM:	485.4811	Per ADM Amounts:	\$7,050	\$541	\$2,858	\$10,449
Mohave Accelerated Elementary School, Inc.		088703000	\$4,130,745	\$444,063	\$788,506	\$5,363,314
Total Attending ADM:	498.8411	Per ADM Amounts:	\$8,281	\$890	\$1,581	\$10,752
Mohave Accelerated Learning Center		088758000	\$5,396,407	\$378,027	\$1,242,240	\$7,016,674
Total Attending ADM:	502.3276	Per ADM Amounts:	\$10,743	\$753	\$2,473	\$13,968
Telesis Center for Learning, Inc.		088702000	\$2,559,697	\$343,884	\$958,376	\$3,861,957
Total Attending ADM:	322.4368	Per ADM Amounts:	\$7,939	\$1,067	\$2,972	\$11,977
Young Scholars Academy Charter School Corp.		088755000	\$2,948,236	\$404,987	\$558,127	\$3,911,350
Total Attending ADM:	386.5737	Per ADM Amounts:	\$7,627	\$1,048	\$1,444	\$10,118
<b>Mohave</b>	Totals		\$35,679,617	\$3,396,470	\$7,063,369	\$46,139,456
Total Attending ADM:	4,048.7028	Per ADM Amounts:	\$8,813	\$839	\$1,745	\$11,396

Expenditures by Project for Charter Schools			General Projects	CSP & IIP	State & Federal Projects	Total Project Expenditures
<b>Navajo</b>						
Career Development, Inc.		098745000	\$783,098	\$69,987	\$199,194	\$1,052,279
Total Attending ADM:	62.7607	Per ADM Amounts:	\$12,478	\$1,115	\$3,174	\$16,767
<hr/>						
Shonto Governing Board of Education, Inc.		098746000	\$805,056	\$0	\$722,434	\$1,527,490
Total Attending ADM:	68.3248	Per ADM Amounts:	\$11,783	\$0	\$10,574	\$22,356
<hr/>						
<b>Navajo</b>	Totals		\$1,588,154	\$69,987	\$921,628	\$2,579,769
Total Attending ADM:	131.0855	Per ADM Amounts:	\$12,115	\$534	\$7,031	\$19,680



**Expenditures by Project for Charter Schools**

**Pima**

			<b>General Projects</b>	<b>CSP &amp; IIP</b>	<b>State &amp; Federal Projects</b>	<b>Total Project Expenditures</b>
Academy Del Sol, Inc.		108734000	\$5,971,686	\$680,606	\$495,466	\$7,147,758
Total Attending ADM:	676.7351	Per ADM Amounts:	\$8,824	\$1,006	\$732	\$10,562
Academy of Mathematics and Science South, Inc.		078242000	\$40,590,785	\$4,837,139	\$18,255,094	\$63,683,018
Total Attending ADM:	5,430.6204	Per ADM Amounts:	\$7,474	\$891	\$3,362	\$11,727
Academy of Mathematics and Science, Inc.		108713000	\$7,396,376	\$686,613	\$1,965,442	\$10,048,431
Total Attending ADM:	772.7191	Per ADM Amounts:	\$9,572	\$889	\$2,544	\$13,004
Academy of Tucson, Inc.		108665000	\$4,601,624	\$485,863	\$477,614	\$5,565,101
Total Attending ADM:	483.4407	Per ADM Amounts:	\$9,518	\$1,005	\$988	\$11,511
American Charter Schools Foundation d.b.a. Alta Vi		108794000	\$4,014,365	\$491,903	\$1,111,751	\$5,618,019
Total Attending ADM:	475.5491	Per ADM Amounts:	\$8,442	\$1,034	\$2,338	\$11,814
Aprender Tucson		108785000	\$1,869,242	\$211,705	\$1,095,060	\$3,176,007
Total Attending ADM:	199.8492	Per ADM Amounts:	\$9,353	\$1,059	\$5,479	\$15,892
Arizona Community Development Corporation		108709000	\$7,915,815	\$838,884	\$2,109,898	\$10,864,597
Total Attending ADM:	1,916.7952	Per ADM Amounts:	\$4,130	\$438	\$1,101	\$5,668
BASIS Charter Schools, Inc.		108725000	\$6,617,648	\$617,896	\$681,427	\$7,916,971
Total Attending ADM:	720.4006	Per ADM Amounts:	\$9,186	\$858	\$946	\$10,990
BASIS Charter Schools, Inc.		108737000	\$6,310,739	\$704,598	\$735,742	\$7,751,079
Total Attending ADM:	798.6749	Per ADM Amounts:	\$7,902	\$882	\$921	\$9,705
BASIS Charter Schools, Inc.		108404000	\$5,403,737	\$530,575	\$440,059	\$6,374,371
Total Attending ADM:	618.9327	Per ADM Amounts:	\$8,731	\$857	\$711	\$10,299
Blue Adobe Project		108501000	\$1,073,977	\$116,187	\$15,271	\$1,205,435
Total Attending ADM:	69.5517	Per ADM Amounts:	\$15,441	\$1,671	\$220	\$17,331
Canyon Rose Academy, Inc.		108715000	\$2,075,692	\$359,212	\$225,979	\$2,660,883
Total Attending ADM:	251.6607	Per ADM Amounts:	\$8,248	\$1,427	\$898	\$10,573
Carden of Tucson, Inc.		108777000	\$590,690	\$59,732	\$81,276	\$731,698
Total Attending ADM:	55.3069	Per ADM Amounts:	\$10,680	\$1,080	\$1,470	\$13,230
CITY Center for Collaborative Learning		108720000	\$4,395,366	\$385,191	\$403,810	\$5,184,367
Total Attending ADM:	322.8278	Per ADM Amounts:	\$13,615	\$1,193	\$1,251	\$16,059
Colearn Academy Arizona		108740000	\$1,993,134	\$211,589	\$0	\$2,204,723
Total Attending ADM:	195.4104	Per ADM Amounts:	\$10,200	\$1,083	\$0	\$11,283
Compass High School, Inc.		108788000	\$0	\$0	\$0	\$0
Total Attending ADM:	449.9478	Per ADM Amounts:	\$0	\$0	\$0	\$0
CPLC Community Schools dba Hiaki High School		108505000	\$1,055,415	\$111,408	\$444,354	\$1,611,177
Total Attending ADM:	84.1598	Per ADM Amounts:	\$12,541	\$1,324	\$5,280	\$19,144
CPLC Community Schools dba Toltecalli High School		108793000	\$1,053,985	\$202,901	\$626,791	\$1,883,677
Total Attending ADM:	126.8561	Per ADM Amounts:	\$8,309	\$1,599	\$4,941	\$14,849
Daisy Education Corporation dba Sonoran Science Ac		108666000	\$6,281,201	\$717,569	\$959,298	\$7,958,068
Total Attending ADM:	767.5111	Per ADM Amounts:	\$8,184	\$935	\$1,250	\$10,369
Daisy Education Corporation dba Sonoran Science Ac		108502000	\$3,297,279	\$341,130	\$1,003,790	\$4,642,199
Total Attending ADM:	367.6406	Per ADM Amounts:	\$8,969	\$928	\$2,730	\$12,627
Daisy Education Corporation dba Sonoran Science Ac		108503000	\$2,685,875	\$398,553	\$544,712	\$3,629,140
Total Attending ADM:	438.8453	Per ADM Amounts:	\$6,120	\$908	\$1,241	\$8,270
Daisy Education Corporation dba. Sonoran Science A		108504000	\$1,993,048	\$190,283	\$661,779	\$2,845,110
Total Attending ADM:	198.5750	Per ADM Amounts:	\$10,037	\$958	\$3,333	\$14,328
Desert Rose Academy, Inc.		108787000	\$1,039,352	\$215,629	\$142,810	\$1,397,791
Total Attending ADM:	142.0010	Per ADM Amounts:	\$7,319	\$1,519	\$1,006	\$9,844
Desert Sage School		108668000	\$800,875	\$14,978	\$59,148	\$875,001
Total Attending ADM:	25.8001	Per ADM Amounts:	\$31,042	\$581	\$2,293	\$33,915
Desert Sky Community School, Inc.		108732000	\$445,740	\$60,693	\$66,676	\$573,109
Total Attending ADM:	37.1537	Per ADM Amounts:	\$11,997	\$1,634	\$1,795	\$15,425

Expenditures by Project for Charter Schools			General Projects	CSP & IIP	State & Federal Projects	Total Project Expenditures
<b>Pima</b>						
Eastpointe High School, Inc.		108781000	\$2,965,169	\$336,505	\$336,974	\$3,638,648
Total Attending ADM:	304.5804	Per ADM Amounts:	\$9,735	\$1,105	\$1,106	\$11,946
Ed Ahead		108506000	\$230,541	\$20,520	\$262,665	\$513,726
Total Attending ADM:	21.0738	Per ADM Amounts:	\$10,940	\$974	\$12,464	\$24,377
Edge School, Inc., The		108653000	\$1,536,232	\$180,356	\$582,303	\$2,298,891
Total Attending ADM:	156.9804	Per ADM Amounts:	\$9,786	\$1,149	\$3,709	\$14,644
Educational Impact, Inc.		108717000	\$1,017,216	\$123,468	\$476,785	\$1,617,469
Total Attending ADM:	114.7276	Per ADM Amounts:	\$8,866	\$1,076	\$4,156	\$14,098
Great Expectations Academy		108770000	\$2,179,012	\$199,729	\$195,814	\$2,574,555
Total Attending ADM:	202.8561	Per ADM Amounts:	\$10,742	\$985	\$965	\$12,692
Griffin Foundation, Inc. The		108789000	\$1,469,238	\$269,956	\$409,388	\$2,148,582
Total Attending ADM:	127.9923	Per ADM Amounts:	\$11,479	\$2,109	\$3,199	\$16,787
Ha:san Educational Services		108726000	\$812,447	\$122,805	\$767,371	\$1,702,623
Total Attending ADM:	101.0440	Per ADM Amounts:	\$8,041	\$1,215	\$7,594	\$16,850
Hermosa Montessori Charter School		108701000	\$2,419,248	\$147,754	\$153,092	\$2,720,094
Total Attending ADM:	195.4322	Per ADM Amounts:	\$12,379	\$756	\$783	\$13,918
Highland Free School		108775000	\$296,245	\$31,823	\$138,758	\$466,826
Total Attending ADM:	40.1630	Per ADM Amounts:	\$7,376	\$792	\$3,455	\$11,623
Institute for Transformative Education, Inc.		108735000	\$0	\$0	\$0	\$0
Total Attending ADM:	47.0066	Per ADM Amounts:	\$0	\$0	\$0	\$0
Kaizen Education Foundation dba Skyview High Schoo		108706000	\$1,564,135	\$180,390	\$470,889	\$2,215,414
Total Attending ADM:	172.8735	Per ADM Amounts:	\$9,048	\$1,043	\$2,724	\$12,815
Khalsa Family Services		108784000	\$1,956,317	\$241,269	\$278,354	\$2,475,940
Total Attending ADM:	241.7984	Per ADM Amounts:	\$8,091	\$998	\$1,151	\$10,240
Legacy Traditional School - Northwest Tucson		108414000	\$9,245,581	\$1,105,933	\$1,426,973	\$11,778,487
Total Attending ADM:	1,254.0493	Per ADM Amounts:	\$7,373	\$882	\$1,138	\$9,392
Leman Academy of Excellence, Inc.		108738000	\$39,059,865	\$3,156,083	\$2,131,778	\$44,347,726
Total Attending ADM:	4,687.9730	Per ADM Amounts:	\$8,332	\$673	\$455	\$9,460
Math and Science Success Academy, Inc.		108798000	\$4,415,338	\$626,595	\$2,143,513	\$7,185,446
Total Attending ADM:	702.6176	Per ADM Amounts:	\$6,284	\$892	\$3,051	\$10,227
Montessori Schoolhouse of Tucson, Inc.		108703000	\$933,843	\$114,189	\$23,886	\$1,071,918
Total Attending ADM:	111.3812	Per ADM Amounts:	\$8,384	\$1,025	\$214	\$9,624
Mountain Rose Academy, Inc.		108769000	\$1,466,397	\$281,274	\$172,257	\$1,919,928
Total Attending ADM:	188.7787	Per ADM Amounts:	\$7,768	\$1,490	\$912	\$10,170
Nosotros, Inc		108707000	\$2,169,099	\$315,214	\$944,788	\$3,429,101
Total Attending ADM:	286.9261	Per ADM Amounts:	\$7,560	\$1,099	\$3,293	\$11,951
Online School of Arizona		108604000	\$633,839	\$35,600	\$7,918	\$677,357
Total Attending ADM:	29.8507	Per ADM Amounts:	\$21,234	\$1,193	\$265	\$22,691
Pima County		108601000	\$1,249,272	\$46,106	\$404,115	\$1,699,493
Total Attending ADM:	56.9193	Per ADM Amounts:	\$21,948	\$810	\$7,100	\$29,858
Pima Prevention Partnership		108507000	\$1,166,647	\$136,175	\$306,145	\$1,608,967
Total Attending ADM:	116.8251	Per ADM Amounts:	\$9,986	\$1,166	\$2,621	\$13,772
Pima Prevention Partnership dba Pima Partnership A		108799000	\$472,686	\$92,305	\$376,381	\$941,372
Total Attending ADM:	50.2800	Per ADM Amounts:	\$9,401	\$1,836	\$7,486	\$18,723
Pima Prevention Partnership dba Pima Partnership S		108711000	\$968,430	\$135,232	\$404,078	\$1,507,740
Total Attending ADM:	108.9391	Per ADM Amounts:	\$8,890	\$1,241	\$3,709	\$13,840
Pima Rose Academy, Inc.		108602000	\$2,533,982	\$539,365	\$238,060	\$3,311,407
Total Attending ADM:	442.4111	Per ADM Amounts:	\$5,728	\$1,219	\$538	\$7,485
Portable Practical Educational Preparation, Inc. (		108796000	\$53,857,223	\$6,212,149	\$7,671,996	\$67,741,368
Total Attending ADM:	6,019.1433	Per ADM Amounts:	\$8,948	\$1,032	\$1,275	\$11,254

Expenditures by Project for Charter Schools		General Projects	CSP & IIP	State & Federal Projects	Total Project Expenditures
<b>Pima</b>					
Portable Practical Educational Preparation, Inc. (	108744000	\$6,300,048	\$432,774	\$1,944,825	\$8,677,647
Total Attending ADM: 717.0216	Per ADM Amounts:	\$8,786	\$604	\$2,712	\$12,102
Presidio School	108778000	\$3,205,143	\$377,864	\$929,298	\$4,512,305
Total Attending ADM: 355.3477	Per ADM Amounts:	\$9,020	\$1,063	\$2,615	\$12,698
Satori, Inc.	108719000	\$1,266,974	\$109,086	\$21,310	\$1,397,370
Total Attending ADM: 118.5088	Per ADM Amounts:	\$10,691	\$920	\$180	\$11,791
Science Technology Engineering and Math Arizona	108514000	\$2,310,525	\$229,723	\$513,449	\$3,053,697
Total Attending ADM: 221.8547	Per ADM Amounts:	\$10,415	\$1,035	\$2,314	\$13,764
Southern Arizona Community Academy, Inc.	108772000	\$1,181,793	\$323,363	\$0	\$1,505,156
Total Attending ADM: 124.5943	Per ADM Amounts:	\$9,485	\$2,595	\$0	\$12,080
Southgate Academy, Inc.	108779000	\$3,541,725	\$395,325	\$1,943,020	\$5,880,070
Total Attending ADM: 398.9851	Per ADM Amounts:	\$8,877	\$991	\$4,870	\$14,738
StrengthBuilding Partners	108227000	\$518,063	\$46,750	\$285,201	\$850,014
Total Attending ADM: 41.2181	Per ADM Amounts:	\$12,569	\$1,134	\$6,919	\$20,622
The Charter Foundation, Inc.	108722000	\$4,082,231	\$259,728	\$1,493,013	\$5,834,972
Total Attending ADM: 568.3857	Per ADM Amounts:	\$7,182	\$457	\$2,627	\$10,266
Tucson Country Day School, Inc.	108773000	\$4,702,038	\$660,524	\$1,156,195	\$6,518,757
Total Attending ADM: 482.3342	Per ADM Amounts:	\$9,749	\$1,369	\$2,397	\$13,515
Tucson International Academy, Inc.	108714000	\$4,929,791	\$368,226	\$1,511,678	\$6,809,695
Total Attending ADM: 390.6769	Per ADM Amounts:	\$12,619	\$943	\$3,869	\$17,431
Tucson Preparatory School	108768000	\$993,006	\$123,133	\$459,215	\$1,575,354
Total Attending ADM: 110.1782	Per ADM Amounts:	\$9,013	\$1,118	\$4,168	\$14,298
Tucson Youth Development/ACE Charter High School	108660000	\$4,497,615	\$304,459	\$684,757	\$5,486,831
Total Attending ADM: 476.7994	Per ADM Amounts:	\$9,433	\$639	\$1,436	\$11,508
<b>Pima</b> Totals		\$291,620,600	\$31,752,587	\$63,869,489	\$387,242,676
Total Attending ADM: 35,415.4925	Per ADM Amounts:	\$8,234	\$897	\$1,803	\$10,934

**Expenditures by Project for Charter Schools**

**Pinal**

			<b>General Projects</b>	<b>CSP &amp; IIP</b>	<b>State &amp; Federal Projects</b>	<b>Total Project Expenditures</b>
A+ Charter Schools		118720000	\$2,290,286	\$153,121	\$669,152	\$3,112,559
Total Attending ADM:	266.5252	Per ADM Amounts:	\$8,593	\$575	\$2,511	\$11,678
Akimel O Otham Pee Posh Charter School, Inc.		118705000	\$46,063	\$0	\$405,268	\$451,331
Total Attending ADM:	115.3966	Per ADM Amounts:	\$399	\$0	\$3,512	\$3,911
Akimel O'Otham Pee Posh Charter School, Inc.		118706000	\$65,411	\$0	\$145,360	\$210,771
Total Attending ADM:	120.3400	Per ADM Amounts:	\$544	\$0	\$1,208	\$1,751
American Charter Schools Foundation d.b.a. Apache		118703000	\$1,431,464	\$195,320	\$529,029	\$2,155,813
Total Attending ADM:	197.9197	Per ADM Amounts:	\$7,233	\$987	\$2,673	\$10,892
ARCHES Academy		118721000	\$0	\$0	\$0	\$0
Total Attending ADM:	44.2794	Per ADM Amounts:	\$0	\$0	\$0	\$0
ASU Preparatory Academy - Casa Grande		118716000	\$2,201,152	\$220,388	\$66,411	\$2,487,951
Total Attending ADM:	224.2643	Per ADM Amounts:	\$9,815	\$983	\$296	\$11,094
Eduprize Schools, LLC		078687000	\$21,553,588	\$3,167,395	\$2,574,084	\$27,295,067
Total Attending ADM:	2,958.4609	Per ADM Amounts:	\$7,285	\$1,071	\$870	\$9,226
Leading Edge Academy Maricopa		118708000	\$6,001,509	\$784,501	\$1,532,782	\$8,318,792
Total Attending ADM:	772.8599	Per ADM Amounts:	\$7,765	\$1,015	\$1,983	\$10,764
Leading Edge Academy Queen Creek		078101000	\$3,003,368	\$383,305	\$645,006	\$4,031,679
Total Attending ADM:	341.1982	Per ADM Amounts:	\$8,802	\$1,123	\$1,890	\$11,816
Legacy Traditional School - Casa Grande		118718000	\$10,835,482	\$1,202,447	\$1,927,952	\$13,965,881
Total Attending ADM:	1,452.3933	Per ADM Amounts:	\$7,460	\$828	\$1,327	\$9,616
Legacy Traditional School - Maricopa		118719000	\$8,759,597	\$1,092,160	\$1,313,786	\$11,165,543
Total Attending ADM:	1,200.6404	Per ADM Amounts:	\$7,296	\$910	\$1,094	\$9,300
Legacy Traditional School - Queen Creek		118715000	\$8,042,495	\$923,220	\$1,908,141	\$10,873,856
Total Attending ADM:	1,053.8789	Per ADM Amounts:	\$7,631	\$876	\$1,811	\$10,318
Legacy Traditional School-San Tan		078420000	\$6,714,885	\$510,107	\$40,464	\$7,265,456
Total Attending ADM:	523.4096	Per ADM Amounts:	\$12,829	\$975	\$77	\$13,881
Pinnacle Education-Casa Grande, Inc.		118704000	\$238,995	\$43,783	\$0	\$282,778
Total Attending ADM:	36.9553	Per ADM Amounts:	\$6,467	\$1,185	\$0	\$7,652
The Grande Innovation Academy		118717000	\$6,167,678	\$867,064	\$858,845	\$7,893,587
Total Attending ADM:	779.9471	Per ADM Amounts:	\$7,908	\$1,112	\$1,101	\$10,121
<b>Pinal</b>	<b>Totals</b>		<b>\$77,351,973</b>	<b>\$9,542,811</b>	<b>\$12,616,280</b>	<b>\$99,511,064</b>
Total Attending ADM:	10,088.4688	Per ADM Amounts:	\$7,667	\$946	\$1,251	\$9,864

Expenditures by Project for Charter Schools			General Projects	CSP & IIP	State & Federal Projects	Total Project Expenditures
<b>Santa Cruz</b>						
Kaizen Education Foundation dba Colegio Petite Pho		128704000	\$1,929,185	\$279,635	\$802,068	\$3,010,888
Total Attending ADM:	249.9506	Per ADM Amounts:	\$7,718	\$1,119	\$3,209	\$12,046
Mexicayotl Academy, Inc.		128703000	\$1,888,655	\$169,534	\$730,771	\$2,788,960
Total Attending ADM:	187.8800	Per ADM Amounts:	\$10,052	\$902	\$3,890	\$14,844
Patagonia Montessori Elementary School		128725000	\$179,680	\$22,858	\$135,685	\$338,223
Total Attending ADM:	21.1650	Per ADM Amounts:	\$8,489	\$1,080	\$6,411	\$15,980
Pinnacle Education-Kino, Inc.		128701000	\$292,043	\$13,176	\$0	\$305,219
Total Attending ADM:	36.6508	Per ADM Amounts:	\$7,968	\$360	\$0	\$8,328
Santa Cruz Valley Opportunities in Education, Inc.		128726000	\$643,574	\$77,638	\$225,887	\$947,099
Total Attending ADM:	63.0716	Per ADM Amounts:	\$10,204	\$1,231	\$3,581	\$15,016
<b>Santa Cruz</b>	Totals		\$4,933,137	\$562,841	\$1,894,411	\$7,390,389
Total Attending ADM:	558.7180	Per ADM Amounts:	\$8,829	\$1,007	\$3,391	\$13,227

Expenditures by Project for Charter Schools			General Projects	CSP & IIP	State & Federal Projects	Total Project Expenditures
<b>Yavapai</b>						
Acorn Montessori Charter School		138760000	\$3,947,583	\$487,364	\$1,174,699	\$5,609,646
Total Attending ADM:	489.8902	Per ADM Amounts:	\$8,058	\$995	\$2,398	\$11,451
Arizona Agribusiness & Equine Center, Inc.		138785000	\$2,488,242	\$153,243	\$249,994	\$2,891,479
Total Attending ADM:	336.4063	Per ADM Amounts:	\$7,397	\$456	\$743	\$8,595
BASIS Charter Schools, Inc.		138786000	\$6,056,638	\$499,604	\$405,702	\$6,961,944
Total Attending ADM:	575.7718	Per ADM Amounts:	\$10,519	\$868	\$705	\$12,091
Compass Points International, Inc		138501000	\$1,555,769	\$177,911	\$204,095	\$1,937,775
Total Attending ADM:	154.5863	Per ADM Amounts:	\$10,064	\$1,151	\$1,320	\$12,535
Desert Star Community School, Inc.		138714000	\$1,364,137	\$148,730	\$194,370	\$1,707,237
Total Attending ADM:	147.2155	Per ADM Amounts:	\$9,266	\$1,010	\$1,320	\$11,597
Edkey Inc. dba American Heritage Academy		138754000	\$3,484,714	\$298,462	\$513,529	\$4,296,705
Total Attending ADM:	331.9405	Per ADM Amounts:	\$10,498	\$899	\$1,547	\$12,944
Edkey, Inc. - Sequoia Ranch School		138705000	\$1,843,977	\$84,293	\$891,099	\$2,819,369
Total Attending ADM:	89.9570	Per ADM Amounts:	\$20,498	\$937	\$9,906	\$31,341
Franklin Phonetic Primary School, Inc.		138751000	\$4,094,038	\$365,852	\$386,190	\$4,846,080
Total Attending ADM:	385.0303	Per ADM Amounts:	\$10,633	\$950	\$1,003	\$12,586
La Tierra Community School, Inc		138503000	\$986,414	\$85,105	\$294,118	\$1,365,637
Total Attending ADM:	120.5360	Per ADM Amounts:	\$8,184	\$706	\$2,440	\$11,330
Liberty Leadership Academy		138787000	\$419,706	\$49,411	\$322,158	\$791,275
Total Attending ADM:	42.1589	Per ADM Amounts:	\$9,955	\$1,172	\$7,642	\$18,769
Mary Ellen Halvorson Educational Foundation. dba:		138757000	\$2,410,264	\$233,679	\$101,456	\$2,745,399
Total Attending ADM:	254.7968	Per ADM Amounts:	\$9,460	\$917	\$398	\$10,775
Mingus Springs Charter School		138712000	\$1,262,255	\$195,414	\$351,540	\$1,809,209
Total Attending ADM:	144.4841	Per ADM Amounts:	\$8,736	\$1,352	\$2,433	\$12,522
Mountain Oak Charter School, Inc.		138768000	\$532,033	\$66,175	\$752,495	\$1,350,703
Total Attending ADM:	68.2212	Per ADM Amounts:	\$7,799	\$970	\$11,030	\$19,799
PACE Preparatory Academy, Inc.		138758000	\$1,064,604	\$128,185	\$19,951	\$1,212,740
Total Attending ADM:	98.5737	Per ADM Amounts:	\$10,800	\$1,300	\$202	\$12,303
Painted Pony Ranch Charter School		138756000	\$719,355	\$80,448	\$123,562	\$923,365
Total Attending ADM:	79.6847	Per ADM Amounts:	\$9,028	\$1,010	\$1,551	\$11,588
Prescott Valley Charter School		078516000	\$3,895,813	\$404,163	\$1,177,125	\$5,477,101
Total Attending ADM:	398.3139	Per ADM Amounts:	\$9,781	\$1,015	\$2,955	\$13,751
Sedona Charter School, Inc.		138708000	\$1,486,798	\$158,265	\$24,795	\$1,669,858
Total Attending ADM:	155.7637	Per ADM Amounts:	\$9,545	\$1,016	\$159	\$10,720
Skyview School, Inc.		138752000	\$1,855,985	\$206,742	\$172,638	\$2,235,365
Total Attending ADM:	202.1967	Per ADM Amounts:	\$9,179	\$1,022	\$854	\$11,055
<b>Yavapai</b>	Totals		\$39,468,325	\$3,823,046	\$7,359,516	\$50,650,887
Total Attending ADM:	4,075.5276	Per ADM Amounts:	\$9,684	\$938	\$1,806	\$12,428

Expenditures by Project for Charter Schools			General Projects	CSP & IIP	State & Federal Projects	Total Project Expenditures
<b>Yuma</b>						
Carpe Diem Collegiate High School		148761000	\$1,505,054	\$210,931	\$186,580	\$1,902,565
Total Attending ADM:	198.1685	Per ADM Amounts:	\$7,595	\$1,064	\$942	\$9,601
Harvest Power Community Development Group, Inc.		148760000	\$13,367,435	\$1,353,597	\$2,591,997	\$17,313,029
Total Attending ADM:	1,604.2475	Per ADM Amounts:	\$8,333	\$844	\$1,616	\$10,792
Juniper Tree Academy		148759000	\$6,208,237	\$824,390	\$1,164,280	\$8,196,907
Total Attending ADM:	906.5222	Per ADM Amounts:	\$6,848	\$909	\$1,284	\$9,042
Yuma Private Industry Council, Inc.		148758000	\$962,770	\$98,192	\$242,361	\$1,303,323
Total Attending ADM:	103.9162	Per ADM Amounts:	\$9,265	\$945	\$2,332	\$12,542
<b>Yuma</b>	Totals		\$22,043,496	\$2,487,110	\$4,185,218	\$28,715,824
Total Attending ADM:	2,812.8544	Per ADM Amounts:	\$7,837	\$884	\$1,488	\$10,209

**Expenditures by Project for Charter Schools**

			<b>General Projects</b>	<b>CSP &amp; IIP</b>	<b>State &amp; Federal Projects</b>	<b>Total Project Expenditures</b>
<b>State</b>	Totals		\$1,956,366,852	\$204,282,123	\$343,447,420	\$2,504,096,393
Total Attending ADM:	224,337.2296	Per ADM Amounts:	\$8,721	\$911	\$1,531	\$11,162