

# Implementation Toolbox

## CREATING HOLISTIC AND INCLUSIVE EDUCATION PROGRAMS





The Implementation Toolbox is your roadmap to creating a sustainable and culturally relevant sexual education program within your community. This toolbox is designed to empower you - to help you make thoughtful decisions about meeting your community needs and to support your youth.

There are 5 key phases: gather, choose, prepare, implement, and grow. Within each phase we include specific ways to increase community buy-in, get youth support, and we even give you the tools to do so.




These tools include ready to use templates such as Community Needs Assessment surveys, Memorandum of Understanding drafts, and mindful Classroom Engagement strategies.

Community buy-in is fundamental, from tribal leaders to the school board to parents and caring adults. Every tool can be adapted to your specific community and cultural needs.



If you feel ready to dive right in, go for it! If you need a little more information or if you have questions, that's fine, too. We offer technical assistance and we're here to help.

Keep an eye out for these Indigi-icons as you explore [HealthyNativeYouth.org](http://HealthyNativeYouth.org)!





# Healthy Native Youth Implementation Toolbox: Phases and Steps



## Gather

**Gather** input on youth interests and health priorities

- Identify your community's needs and resources
- Select your program setting



## Choose

**Choose** which criteria are most critical to your program

- Select a program that aligns with your goals
- Get approval if needed



## Prepare

**Prepare** an implementation action plan that includes self-care

- Order supplies, teaching tools, and incentives
- Practice going through the curriculum & activities



## Implement

**Implement** your program with confidence!

- Track your implementation journey
- Assess student learning and experiences



## Grow

**Grow** with your program

- Share successes and lessons learned
- Keep the momentum going

### GET SUPPORT:

Connect with community members for guidance and feedback

### GET SUPPORT:

Identify decision-makers

### GET SUPPORT:

Invite guest speakers and attend Community of Practice sessions

### GET SUPPORT:

Explore technical assistance and resource supports

### GET SUPPORT:

Collaborate with other youth programs

### YOUTH VOICE:

Gather input from youth and program participants

### YOUTH VOICE:

Seek input from youth and community

### YOUTH VOICE:

Recruit caregivers, youth and allies

### YOUTH VOICE:

Celebrate the youth

### YOUTH VOICE:

Stay connected beyond programming