



ARIZONA DEPARTMENT OF
EDUCATION

FY24 OCTOBER DATA COLLECTION – PHASE 1


ESS Data Management
September/October 2023

Agenda

- Overview
- Counting your Students and Personnel
- Activity
- Break
- Submitting your Student Count and Personnel Data
- Activity
- Important Tips
- Q&A

October 1 Data Collection

Overview



What is the October 1 Data Collection?

- Students enrolled and receiving SPED services on October 1
- Students ages 3 – 21 as of October 1
- Data collected by District of Residence (DOR)
- Unduplicated count by Federal Primary Need Indicator (FPNI)
- Personnel Data for teachers, paraprofessionals, and related service providers.

Why is October 1 Data Required?

- Individuals with Disabilities Education Act (IDEA) 2004, Section 618
- Used to verify the unduplicated count of students receiving SPED services on October 1
- ADE is required to submit data to the Office of Special Education Programs (OSEP)
- Used to determine base funding for Federal Part B allocations distributed to State and PEAs
- Adjustments for new or expanding charter schools

Who Submits October 1 Student Count Data?

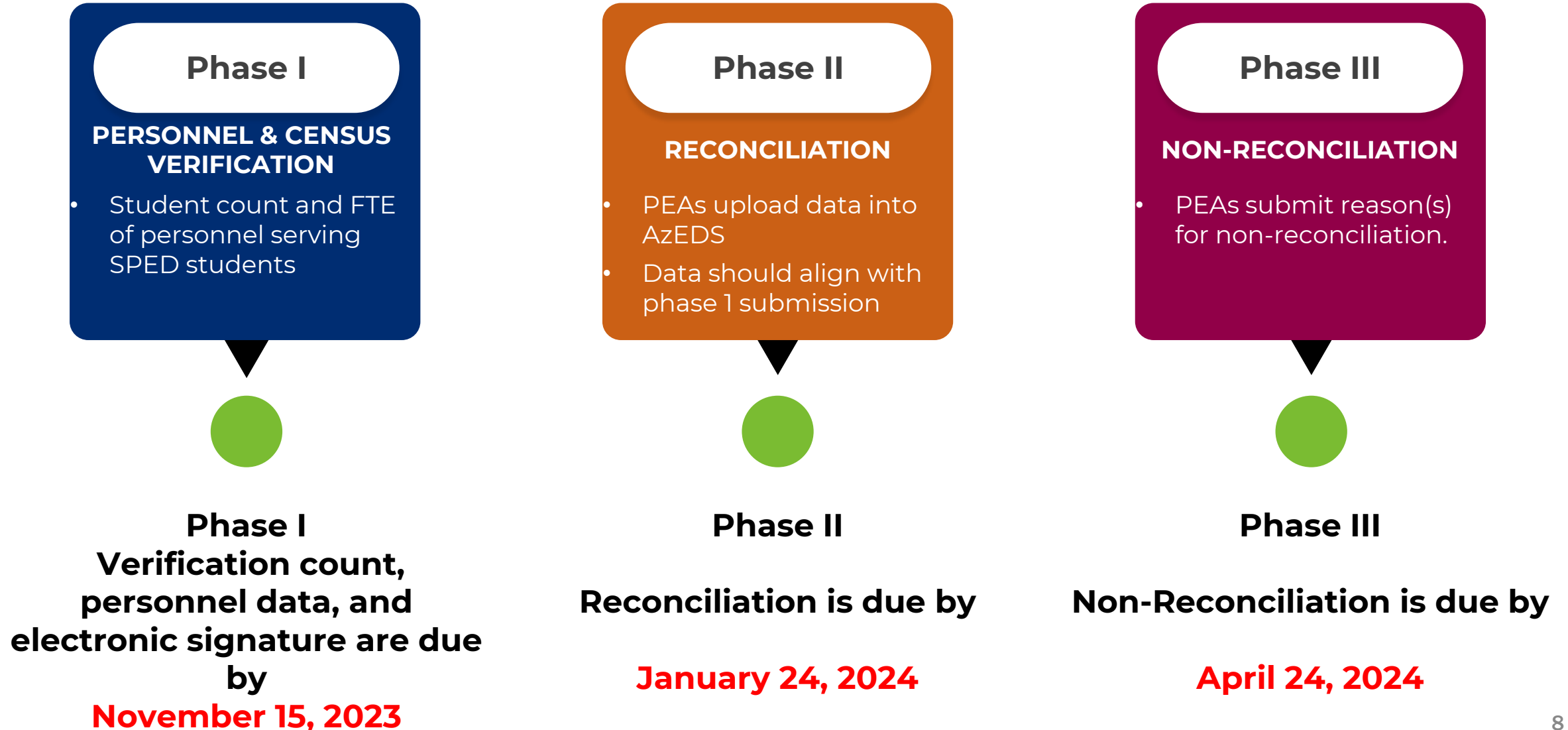
- Public School Districts
- Public Charters
- Secure Care Facilities
- AZ Department of Corrections
- AZ Department of Juvenile Corrections
- County Juvenile Detention Centers
- County Jails

Students identified as fee-for-service or vouchered to ASDB are to be counted, verified and reconciled by the DOR for the October 1 count.

Who/What's Required: Personnel Count

- Personnel data is reported by PEAs, approved private day schools, and approved residential treatment centers that provides SPED services.
- Personnel serving students with disabilities ages 3-21 regardless of funding source (i.e., Part B of IDEA, State, or local).
- Report full-time equivalent (FTE) personnel employed and contracted to provide special education and related services on or about October 1 of the reporting year.
- ASDB will be responsible for reporting their personnel by FTE within the ODC application.

October 1 Data Collection Flow Chart



What if I fail to submit my count?

- May result in withholding of IDEA federal funds
- Late submissions may impact PEA Determination*
 - ESS DM oversees the validity and timeliness of 4 data points:
 - Verification Count Submission (Phase I)
 - Verification counts reconcile with final data extracted from AzEDS (Phase II)
 - Submission of SEDD (Special Education Data Dashboard) data components.
 - Submission of discipline data through AzEDS

*Based on current rubric that uses 2-year lag data. Rubric is subject to change in future years.

Where is the ODC data submitted?

October 1 Data Collection Application

- ADEConnect -> ESS Portal -> ODC app
- Accessible via ADE homepage or SIS



ARIZONA DEPARTMENT OF
EDUCATION

Select Language ▼



Students & Families

Educators

Administrators

Programs & Supports

About ADE

ADEConnect



ADEConnect

Common Logon

ARIZONA
Department of Education

Where is the ODC data submitted?



ADEConnect

[Home](#)

[Applications](#)

[Reports](#)

[Help](#)

[Feedback](#)

[Account](#) ▾

ADEConnect

Your connection to all ADE applications

No announcements available

Applications

Access and use ADE applications.

[View Applications](#)

My Profile

Manage your profile.

[View My Profile](#)

Help

Find help regarding the portal.

[Help and FAQ's](#)


Where is the ODC data submitted?

Applications

[Hide All]

Arizona Department of Education (79275)	[-]
AzEDS Portal	★ ↗
Exceptional Student Services Portal	★ ↗
Education Organization System	★ ↗
ADE Professional Learning and Development (APLD)	☆ ↗
AZDash	☆ ↗
AzEDS Identity	☆ ↗
AzEDS Portal UAT	☆ ↗
LEA Calendar	☆ ↗

Where is the ODC data submitted?



APPLICATION PORTAL

EXCEPTIONAL STUDENT SERVICES

[Home](#) [Admin ▾](#) [ESS Portal - Data Visualization](#) [? Help](#) [Welcome,](#)

Welcome to the Exceptional Student Services Application Portal

Administrative Applications

Systems that facilitate administrative business processes such as Private Day School, RTC, Vouchers and Surrogate applications.

- Dispute Resolution
- Public Comment
- Special Education Program Approvals [i](#)
- Surrogate Parent [i](#)

Data Collection & Reporting

Applications that facilitate data collection efforts which determine Federal IDEA Indicators.

- Discipline Data Collection [i](#)
- October 1 Data Collection [i](#)
- Special Education Data Dashboard [i](#)

Monitoring & Compliance

Monitoring activities that are based on risk analysis outcomes that are aligned to the SPP/APR and reflect the importance of indicator data.

- Maintenance of Effort [i](#)
- Monitoring
- PEA Determinations [i](#) [|](#) [|](#) [|](#)
- Risk Analysis [i](#) [|](#) [|](#) [|](#)

Student Assessments

Applications pertinent to the administration of the Alternate Assessment.

- 1% Threshold [i](#)
- Alternate Assessments [i](#)

Where is the ODC data submitted?

- ADEConnect Access
 - Contact your PEA's entity administrator
 - <https://adeconnect.azed.gov/FindEA>
 - Select roles/permissions
 - LEA USER: can enter, review data in ODC app
 - LEA SIGNER: same as LEA user; however should only be assigned to SPED Director, Business Manager, CEO, or Superintendent of the PEA. Responsible for validating and signing off on data submitted to ADE

Where is the ODC data submitted?

Data Collection & Reporting

Applications that facilitate data collection efforts which determine Federal IDEA Indicators.

- Discipline Data Collection 
- October 1 Data Collection 
- Special Education Data Dashboard 

October 1 Data Collection

The ESS October 1 Data Collection (ODC) application collects and validates student counts for SPED students provided services over October 1. This collection is a requirement of all Public Education Agencies (PEAs), even if the agency did not serve students over October 1.

ADE Connect Roles Required (choose one):

- **ESS October 1 Data Collection: LEA User**
 - Data Entry and Review only
- **ESS October 1 Data Collection: LEA Signer**
 - Data Entry, Review, and Certification

Contact: ESS Data Management – (602) 542-3962 – essdatamgmt@azed.gov


Information and Training: [ESS October 1 Data Collection webpage](#)

Close

indicator data.

October 1 Data Collection

Counting Students & Personnel



ODC Phase I - Verification

- **Step 1:** Count your SPED students
 - Unduplicated (by FPNI)
 - Ages 3 – 21
 - Receiving SPED services on October 1
 - Required by all PEAs
 - By District of Residence (DOR)
 - Public School Districts ONLY
 - Parentally Placed Private/Home School Students
- **Step 2:** Certify your Data
 - LEA Signers Only
 - Electronic Signature

How to count your SPED students

- Student must be receiving SPED services on October 1
- Utilize the resources found on the ESS Data Management website
 - October 1 Data Collection Manual
 - October 1 Checklist
 - October 1 Do's & Don'ts
- Use student rosters
- Ask every teacher to conduct a head count
- Query your Student Information System (SIS)
- Any method that works for you
- Do **NOT** rely on AzEDS data!

As the DOR include students who:

- Are attending a school site within your PEA
- Other PEAs (not through open enrollment)
- Are not physically present on October 1
 - Student count does not take attendance into consideration
- Have an expired IEP or evaluation if they are receiving SPED services
 - Expectation is the IEP will be in compliance as soon as possible
 - Does not apply to students on initial IEP
- Have enrolled or withdrawn from SPED on October 1

As the DOR include student who:

- Approved Private Day Schools
- Approved Residential Treatment Centers
- Students vouchered through ASDB but physically attending your PEA campus
 - This includes fee-for-service or co-op ONLY
- Accommodation Districts
- Head Start Programs
- Parentally Placed Private Home School Students
- Attend your PEA and reside in a Transporting Districts

What is NEW for FY24

- Previous year, Elementary districts would be considered the district of residence (DOR) for their high school students within their district boundaries.
- **New FY24** – Arizona [House Bill 2124](#) amending Section 15-448.

The high school district of attendance (DOA) will be considered the DOR and is required to include the student in their student count.

Determining student's age

- Students must be between the ages of 3 and 21 years of age
- October 1, 2002 – October 1, 2020
- Resources to calculate student age
 - <http://www.calculator.net/age-calculator.html>

If October 1 falls on a non-session day - Student is included if

Enrolled on last day school was in session before October 1.

AND

Continued receiving SPED services on the first day school was in session following October 1.

Who counts the student?

The PEA where the student was enrolled PRIOR to October 1.

*Verify the date by using the school calendar approved by ADE found on the AzEDS Portal.

If October 1 falls on a non-session day – Use Case 1

Student Exit SPED services prior to October 1

September 2023						
Su	Mo	Tu	We	Th	Fr	Sa
					1	2
3	4	5	6	7	8	9
10	11	12	13	14	15	16
17	18	19	20	21	22	23
24	25	26	27	28	29	30

October 2023						
Su	Mo	Tu	We	Th	Fr	Sa
1	2	3	4	5	6	7
8	9	10	11	12	13	14
15	16	17	18	19	20	21
22	23	24	25	26	27	28
29	30	31				

Legend
In-Session Day
Exit Date
Fall Break
October 1

- Student exits SPED program on or before September 29 AND does NOT continue in SPED
- **Do not** include the student in the verification count

If October 1 falls on a non-session day – Use Case 2

Student Exit SPED services prior to October 1 and Re-Enrolls Next In-Session Day

September 2023						
Su	Mo	Tu	We	Th	Fr	Sa
					1	2
3	4	5	6	7	8	9
10	11	12	13	14	15	16
17	18	19	20	21	22	23
24	25	26	27	28	29	30

October 2023						
Su	Mo	Tu	We	Th	Fr	Sa
1	2	3	4	5	6	7
8	9	10	11	12	13	14
15	16	17	18	19	20	21
22	23	24	25	26	27	28
29	30	31				

Legend
In-Session Day
Exit Date
Fall Break
October 1

- Student exits SPED program on September 29 AND continues SPED services on the next in-session day at a different PEA (no break in service)
- Do include the student in the verification count
 - The PEA where the student was enrolled PRIOR to October 1 will include the student

If October 1 falls on a non-session day – Use Case 3

Student Exit SPED services prior to October 1 and Re-Enrolls After first In-Session Day

September 2023						
Su	Mo	Tu	We	Th	Fr	Sa
					1	2
3	4	5	6	7	8	9
10	11	12	13	14	15	16
17	18	19	20	21	22	23
24	25	26	27	28	29	30

October 2023						
Su	Mo	Tu	We	Th	Fr	Sa
1	2	3	4	5	6	7
8	9	10	11	12	13	14
15	16	17	18	19	20	21
22	23	24	25	26	27	28
29	30	31				

Legend
In-Session Day
Exit Date
Fall Break
October 1

- Student exits SPED program on September 29 AND continues SPED services after the first in-session day at a different PEA
- **Do not** include the student in the verification count
 - Student had a break in SPED service

If October 1 falls on a non-session day – Use Case 4

Student Exit SPED services prior to October 1 and Re-Enrolls next In-Session Day after fall break

September 2023						
Su	Mo	Tu	We	Th	Fr	Sa
					1	2
3	4	5	6	7	8	9
10	11	12	13	14	15	16
17	18	19	20	21	22	23
24	25	26	27	28	29	30

October 2023						
Su	Mo	Tu	We	Th	Fr	Sa
1	2	3	4	5	6	7
8	9	10	11	12	13	14
15	16	17	18	19	20	21
22	23	24	25	26	27	28
29	30	31				

Legend
In-Session Day
Exit Date
Fall Break
October 1

- Student exits SPED program on September 29
- Re-Enrolls the next in-session day after fall break
- Do include the student in the verification count
 - Student did not have a break in SPED service
 - The PEA where the student was enrolled PRIOR to October 1 will include the student

If October 1 falls on a non-session day – Use Case 5

Student Exit SPED services prior to October 1 and Re-Enrolls after first In-Session Day after a fall break

September 2023						
Su	Mo	Tu	We	Th	Fr	Sa
					1	2
3	4	5	6	7	8	9
10	11	12	13	14	15	16
17	18	19	20	21	22	23
24	25	26	27	28	29	30

October 2023						
Su	Mo	Tu	We	Th	Fr	Sa
1	2	3	4	5	6	7
8	9	10	11	12	13	14
15	16	17	18	19	20	21
22	23	24	25	26	27	28
29	30	31				

Legend
In-Session Day
Exit Date
Fall Break
October 1

- Student exits SPED program on September 29
- Re-Enrolls AFTER the next in-session day after a fall break
- **Do not** include the student in the verification count
 - Student had a break in SPED service

Personnel Counts – Overview (the WHY)

- Section 618 requirement
- Government Performance and Results Act (GPRA) indicators
 - Number of states with at least 90% of SPED teachers of school-age students, who are fully certified in the areas in which they are teaching.
 - Number of states with at least 90% of early childhood SPED teachers certified in the areas they are teaching.

Personnel Counts – Business Rule Requirements

- Employed or contracted
- On or about October 1
- Includes personnel from private agencies
- Students with disabilities ages 3-21
- Regardless of funding source (IDEA Part B, State, or local)
- DO NOT count personnel serving children from birth to age 2 (unless they also serve ages 3-21)

Personnel Counts – Fully Certified vs Not

- Teachers reported as fully certified must meet the State standard, based on the definition of fully certified in [34 CFR §300.156\(c\)](#).
- **Arizona definition:** A fully certified teacher is a teacher with a bachelor's degree, full state certification (intern, provisional, or standard teaching certificate), and who demonstrates subject matter competency in the academic subject areas they are assigned to teach. Except for special education, charter schools are exempt from certification.
- **Federal definition:** 1) have obtained full certification as a SPED teacher (including certification obtained through alternative routes to certification), or passed the State SPED teacher licensing examination and hold a license to teach in the State as a SPED teacher, except that a SPED teacher teaching in a public charter school must meet the requirements set forth in the State's public charter school law; 2) not have had SPED certification or licensure requirements waived on an emergency, temporary, or provisional basis; and 3) hold at least a bachelor's degree.

Personnel Counts – FTE Calculation

- Based on length of school day
- Full-time employees are reported as 1.0 FTE.
- Part-time employees are reported according to the amount of time they work.
- FTE can be calculated by day, week, month, or year.
- Up to two decimal places.

→ For example:


- A half-time employee is reported as 0.5 FTE
- A quarter time employee is reported as 0.25 FTE

Personnel Counts – FTE Calculation Use Cases

1. Calculate FTE based on a school day (6 hours):
Part-time resource teacher works 4 hours per day.
 $4 / 6 = .67$ FTE
2. Calculate FTE based on a school week:
SLP visits once per week for 4 hours.
5 days per week x 6 hours per day = 30 hours.
 $4 / 30 = .13$ FTE
3. Calculate FTE based on a school year:
Audiologist visits 15 hours throughout the year.
180 school days x 6 hours = 1,080
 $15 / 1,080 = .0138888$ (round off to .01)

October 1 Data Collection

Activity



Check Your Understanding



Pollev.com/datamanagement519

Choose an appropriate username.


Username maybe displayed on screen.

October 1 Data Collection

Submitting Child Count & Personnel



Where is the ODC data submitted?



APPLICATION PORTAL

EXCEPTIONAL STUDENT SERVICES

HomeAdmin ▾ESS Portal - Data VisualizationHelpWelcome,

Welcome to the Exceptional Student Services Application Portal

Administrative Applications

Systems that facilitate administrative business processes such as Private Day School, RTC, Vouchers and Surrogate applications.

- Dispute Resolution
- Public Comment
- Special Education Program Approvals ⓘ
- Surrogate Parent ⓘ

Data Collection & Reporting

Applications that facilitate data collection efforts which determine Federal IDEA Indicators.

- Discipline Data Collection ⓘ
- October 1 Data Collection ⓘ
- Special Education Data Dashboard ⓘ

Monitoring & Compliance

Monitoring activities that are based on risk analysis outcomes that are aligned to the SPP/APR and reflect the importance of indicator data.

- Maintenance of Effort ⓘ
- Monitoring
- PEA Determinations ⓘ |
- Risk Analysis ⓘ |

Student Assessments

Applications pertinent to the administration of the Alternate Assessment.

- 1% Threshold ⓘ
- Alternate Assessments ⓘ

October Data Collection – Home Page



OCTOBER 1 DATA COLLECTION

EXCEPTIONAL STUDENT SERVICES

Remaining Minutes: 20

[Home](#)

[Data Entry](#)

[Reports](#)

[Help](#)

Welcome, User , Mt Humphrey ▾

FY 2023 - 2024

(01-02-01-000) St Johns Unified District - 4153

Phase	Due Date	Status
Phase 1: Personnel and Verification	11/15/2023 5:00 PM	Due in 70 days
Phase 2: Reconciliation	01/17/2024 5:00 PM	Not started
Phase 3: Non-Reconciliation	04/24/2024 5:00 PM	Not started

Phase 1 Countdown:

70:06:50:20
DD HH MM SS

Contact Info

ESS Data Management
1535 W. Jefferson Street
Bin #24
Phoenix, AZ 85007
Phone: 602-542-3962

essdatamgmt@azed.gov

Submitting Child Count



OCTOBER 1 DATA COLLECTION

EXCEPTIONAL STUDENT SERVICES

Remaining Minutes: 18

Home

Data Entry ▾

Reports Help

Welcome, User , Mt Humphrey ▾

FY 2023 - 2024

Census Verification Count

Personnel

Data Certification

(01-02-01-000) St Johns Unified District - 4153

Phase	Due Date	Status
Phase 1: Personnel and Verification	11/15/2023 5:00 PM	Due in 70 days
Phase 2: Reconciliation	01/17/2024 5:00 PM	Not started
Phase 3: Non-Reconciliation	04/24/2024 5:00 PM	Not started

Phase 1 Countdown:

70:06:48:15
DD HH MM SS

Contact Info

ESS Data Management
1535 W. Jefferson Street
Bin #24
Phoenix, AZ 85007
Phone: 602-542-3962

essdatamgmt@azed.gov

Submitting Child Count



OCTOBER 1 DATA COLLECTION

EXCEPTIONAL STUDENT SERVICES

Remaining Minutes: 13

[Home](#)

[Data Entry](#)

[Reports](#)

[Help](#)

Welcome, User , Mt Humphrey ▾

FY 2023 - 2024

(01-02-01-000) St Johns Unified District - 4153

Census Verification Count

Verification of the annual child count is required for all PEAs pursuant to 34 CFR § 300.645(c).

The verification count submission should reflect the number of students with disabilities who were ages 3–21 with current evaluations, Individual Education Programs (IEPs) or Individual Service Plans (ISPs), and were receiving special education (SPED) services in your public education agency (PEA) on October 1 of the current reporting year. Students whose re-evaluations and/or IEP reviews were past due should be included, as long as these students continued to receive services on October 1.

ADE reports October 1 SPED counts that are extracted from AzEDS to the Office of Special Education Programs (OSEP) in Washington, D.C., therefore it is imperative that PEAs ensure that final counts extracted from AzEDS during Phase II (reconciliation) match the counts as verified in the verification count submission.

The final extracted count is used to determine base funding for all PEAs, and adjustments for new or expanding charter schools for Federal Part B allocations under the Individuals with Disabilities Act (IDEA).

Please see Verification and Reconciliation Instructions for complete details.

Special education students served on October 1, 2023

Required for districts, charter schools, secure care facilities, and state institutions

Total number of 3-21 year old students:

Note: This count is applicable to all PEAs and should include all students enrolled in Preschool through grade 12 receiving special education and related services over the October 1 child count date.

Save

Cancel

Submitting Child Count



OCTOBER 1 DATA COLLECTION

EXCEPTIONAL STUDENT SERVICES

[Home](#)

[Data Entry](#)

[Reports](#)

[Help](#)

Welcome, User , Mt Humphrey ▾

FY 2023 - 2024

censusuataps.azurewebsites.net says

Are you sure you want to submit the counts ?

OK

Cancel

(01-02-01-000) St Johns Unified District - 4153

Census Verification Count

Verification of the annual child count is required for all PEAs pursuant to 34 CFR § 300.645(c).

The verification count submission should reflect the number of students with disabilities who were ages 3–21 with current evaluations, Individual Education Programs (IEPs) or Individual Service Plans (ISPs), and were receiving special education (SPED) services in your public education agency (PEA) on October 1 of the current reporting year. Students whose re-evaluations and/or IEP reviews were past due should be included, as long as these students continued to receive services on October 1.

ADE reports October 1 SPED counts that are extracted from AzEDS to the Office of Special Education Programs (OSEP) in Washington, D.C., therefore it is imperative that PEAs ensure that final counts extracted from AzEDS during Phase II (reconciliation) match the counts as verified in the verification count submission.

The final extracted count is used to determine base funding for all PEAs, and adjustments for new or expanding charter schools for Federal Part B allocations under the Individuals with Disabilities Act (IDEA).

Please see Verification and Reconciliation Instructions for complete details.

Special education students served on October 1, 2023

Required for districts, charter schools, secure care facilities, and state institutions

Total number of 3-21 year old students:

Note: This count is applicable to all PEAs and should include all students enrolled in Preschool through grade 12 receiving special education and related services over the October 1 child count date.

60

Save

Cancel

Submitting Child Count



OCTOBER 1 DATA COLLECTION

EXCEPTIONAL STUDENT SERVICES

Remaining Minutes: 20

[Home](#)

[Data Entry](#)

[Reports](#)

[Help](#)

Welcome, User , Mt Humphrey

FY 2023 - 2024

(01-02-01-000) St Johns Unified District - 4153

Census Verification Count

Verification of the annual child count is required for all PEAs pursuant to 34 CFR § 300.645(c).

Please inform the Special Education Director, Business Manager, or Superintendent/Charter School Administrator/PEA Administrator that the ESS Census Verification Count is ready for their electronic signature. This individual must be authorized to sign off on this data collection requirement and will need access to the ESS October 1 Data Collection application as an LEA Signer.

Data saved

Special education students served on October 1, 2023
Required for districts, charter schools, secure care facilities, and state institutions

Total number of 3-21 year old students:

Note: This count is applicable to all PEAs and should include all students enrolled in Preschool through grade 12 receiving special education and related services over the October 1 child count date.

60

Verify Child Count Submitted



OCTOBER 1 DATA COLLECTION

EXCEPTIONAL STUDENT SERVICES

Remaining Minutes: 20

Home

Data Entry ▾

Reports

Help

Welcome, User , Mt Humphrey ▾

FY 2023 - 2024

Census Verification Count

Personnel

Data Certification

(01-02-01-000) St Johns Unified District - 4153

Census Verification Count

Verification of the annual child count is required for all PEAs pursuant to 34 CFR § 300.645(c).

Please inform the Special Education Director, Business Manager, or Superintendent/Charter School Administrator/PEA Administrator that the ESS Census Verification Count is ready for their electronic signature. This individual must be authorized to sign off on this data collection requirement and will need access to the ESS October 1 Data Collection application as an LEA Signer.

Data saved

Special education students served on October 1, 2023


Required for districts, charter schools, secure care facilities, and state institutions

Total number of 3-21 year old students:

Note: This count is applicable to all PEAs and should include all students enrolled in Preschool through grade 12 receiving special education and related services over the October 1 child count date.

60

Verify Child Count Submitted



OCTOBER 1 DATA COLLECTION
EXCEPTIONAL STUDENT SERVICES

Remaining Minutes:

HomeData Entry▼ReportsHelpWelcome, User , Mt Humphrey ▼FY 2023 - 2024

(01-02-01-000) St Johns Unified District - 4153

Data Certification

Data Entry Status

Description	Status	Last Modified On	Last Modified By
Count Verification Data Entry	Complete	09/06/2023 10:32 AM	ESSCensusLEA3@test.com
Personnel	Incomplete	N/D	
Personnel Reasons	Incomplete	09/06/2023 10:30 AM	ESSCensusLEA3@test.com

Signature Status

Description	Status	Last Modified On	Last Modified By
Current Status	Partially Completed	N/D	

Count Verification Data Details

The verification count submission should reflect the number of students with disabilities who were ages 3-21 with current evaluations, Individual Education Programs (IEPs) or Individual Service Plans (ISPs), and were receiving special education (SPED) services in your public education agency (PEA) on October 1 of the current reporting year. Students whose re-evaluations and/or IEP reviews were past due should be included, as long as these students continued to receive services on October 1.

ADE reports October 1 SPED counts that are extracted from AzEDS to the Office of Special Education Programs (OSEP) in Washington, D.C., therefore it is imperative that PEAs ensure that final counts extracted from AzEDS during Phase II (reconciliation) match the counts as verified in the verification count submission.

The final extracted count is used to determine base funding for all PEAs, and adjustments for new or expanding charter schools for Federal Part B allocations under the Individuals with Disabilities Act (IDEA).

Please see Verification and Reconciliation Instructions for complete details.

Based upon the verification counts submitted, the first box displays the total number of students with disabilities, ages 3-21, and the second, third, fourth boxes display parentally placed private school student counts, ages 3-21 and 3-5. This count should include home schooled students.

Verification Description	Value	Last Modified On
SPED07 count		
Total number of 3-21 year old Special Education students	60	

Submitting Personnel Data

(01-02-20-000) Mt Humphrey Unified District - 4157

Personnel

Provide the number of full-time equivalent (FTE) personnel employed and contracted to provide special education and related services to students with disabilities ages 3–21 on or about October 1 of the reporting year, regardless of funding source (i.e., Part B of IDEA, State, or local). Please see Personnel instructions for complete details.

Section A - Teachers

Enter whole or decimal values. For zeroes, leave boxes empty or enter zero.

	Fully Certified	Not Fully Certified	Total
Special Education Teachers for Ages 3-5 (Preschool only)			0.00
Special Education Teachers for Ages 5-21 (Grades K-12 only)			0.00
Total	0.00	0.00	0.00

Section B - Paraprofessionals

Enter whole or decimal values. For zeroes, leave boxes empty or enter zero.

	Qualified	Not Qualified	Total
Special Education Paraprofessionals for Ages 3-5 (Preschool only)			0.00
Special Education Paraprofessionals for Ages 5-21 (Grades K-12 only)			0.00
Total	0.00	0.00	0.00

Section C - Related Service Providers

Enter whole or decimal values. For zeroes, leave boxes empty or enter zero.

	Fully Certified	Not Fully Certified	Total
Audiologists			0.00
Speech-Language Specialists			0.00
Interpreters			0.00
Psychologists			0.00
Occupational Therapists			0.00
Physical Therapists			0.00
Physical Education Teachers, and Recreational and Therapeutic Recreation Specialists			0.00
Social Workers			0.00
Medical/Nursing Staff			0.00
Counselors and Rehabilitation Counselors			0.00
Orientation and Mobility Specialists			0.00
Total	0.00	0.00	0.00

Save

Cancel

Submitting Personnel Data

(01-02-20-000) Mt Humphrey Unified District - 4157

Personnel

Provide the number of full-time equivalent (FTE) personnel employed and contracted to provide special education and related services to students with disabilities ages 3–21 on or about October 1 of the reporting year, regardless of funding source (i.e., Part B of IDEA, State, or local). Please see Personnel instructions for complete details.

Data saved. If you have updated any values on this page please review Personnel Reasons under the Data Certification menu.

Section A - Teachers

Enter whole or decimal values. For zeroes, leave boxes empty or enter zero.

	Fully Certified	Not Fully Certified	Total
Special Education Teachers for Ages 3-5 (Preschool only)	4.50	1.00	5.50
Special Education Teachers for Ages 5-21 (Grades K-12 only)	18.20	2.30	20.50
Total	22.70	3.30	26.00

Section B - Paraprofessionals

Enter whole or decimal values. For zeroes, leave boxes empty or enter zero.

	Qualified	Not Qualified	Total
Special Education Paraprofessionals for Ages 3-5 (Preschool only)	9.80	1.50	11.30
Special Education Paraprofessionals for Ages 5-21 (Grades K-12 only)	3.00	0.67	3.67
Total	12.80	2.17	14.97

Section C - Related Service Providers

Enter whole or decimal values. For zeroes, leave boxes empty or enter zero.

	Fully Certified	Not Fully Certified	Total
Audiologists	0.01	0.00	0.01
Speech-Language Specialists	0.13	0.00	0.13
Interpreters	0.00	0.00	0.00
Psychologists	0.50	0.00	0.50
Occupational Therapists	1.00	0.25	1.25
Physical Therapists	1.00	0.25	1.25
Physical Education Teachers, and Recreational and Therapeutic Recreation Specialists	0.00	0.00	0.00
Social Workers	0.00	0.00	0.00
Medical/Nursing Staff	1.00	0.00	1.00
Counselors and Rehabilitation Counselors	1.00	1.00	2.00
Orientation and Mobility Specialists	0.00	0.00	0.00
Total	4.64	1.50	6.14

Save Cancel

Data Certification – No Personnel Reasons Needed

(01-02-20-000) Mt Humphrey Unified District - 4157

Data Certification

Data Entry Status

Description	Status	Last Modified On	Last Modified By
Count Verification Data Entry	Complete	09/07/2023 8:07 AM	Census_Signer_Group@test.com
Personnel	Complete	09/07/2023 8:09 AM	Census_Signer_Group@test.com
Personnel Reasons	N/A	N/A	N/A

Signature Status

Description	Status	Last Modified On	Last Modified By
Current Status	Awaiting Signature	N/D	

Count Verification Data Details

The verification count submission should reflect the number of students with disabilities who were ages 3–21 with current evaluations, Individual Education Programs (IEPs) or Individual Service Plans (ISPs), and were receiving special education (SPED) services in your public education agency (PEA) on October 1 of the current reporting year. Students whose re-evaluations and/or IEP reviews were past due should be included, as long as these students continued to receive services on October 1.

ADE reports October 1 SPED counts that are extracted from AzEDS to the Office of Special Education Programs (OSEP) in Washington, D.C., therefore it is imperative that PEAs ensure that final counts extracted from AzEDS during Phase II (reconciliation) match the counts as verified in the verification count submission.

The final extracted count is used to determine base funding for all PEAs, and adjustments for new or expanding charter schools for Federal Part B allocations under the Individuals with Disabilities Act (IDEA).

Please see Verification and Reconciliation Instructions for complete details.

Based upon the verification counts submitted, the first box displays the total number of students with disabilities, ages 3-21, and the second, third, fourth boxes display parentally placed private school student counts, ages 3-21 and 3-5. This count should include home schooled students.

Verification Description	Value	Last Modified On
SPED07 count		
Total number of 3-21 year old Special Education students	60	

Data Certification Button

(01-02-20-000) Mt Humphrey Unified District - 4157

Data Certification

Section B: Paraprofessionals

Personnel Type	Qualified	Not Qualified	Total
Special Education Paraprofessionals for Ages 3-5 (Preschool only)	9.80	1.50	11.30
Special Education Paraprofessionals for Ages 5-21 (Grades K-12 only)	3.00	0.67	3.67
Total	12.80	2.17	14.97

Section C: Related Service Providers

Personnel Type	Fully Certified	Not Fully Certified	Total
Audiologists	0.01	0.00	0.01
Speech-Language Pathologists	0.13	0.00	0.13
Interpreters	0.00	0.00	0.00
Psychologists	0.50	0.00	0.50
Occupational Therapists	1.00	0.25	1.25
Physical Therapists	1.00	0.25	1.25
Physical Education Teachers, and Recreational and Therapeutic Recreation Specialists	0.00	0.00	0.00
Social Workers	0.00	0.00	0.00
Medical/Nursing Staff	1.00	0.00	1.00
Counselors and Rehabilitation Counselors	1.00	1.00	2.00
Orientation and Mobility Specialists	0.00	0.00	0.00
Total	4.64	1.50	6.14

Certify Data

Data Certification – Personnel Reasons Required

(01-02-20-000) Mt Humphrey Unified District – 4157

Data Certification

Section C: Related Service Providers

Personnel Type	Fully Certified	Not Fully Certified	Total
Audiologists	0.01	0.00	0.01
Speech-Language Pathologists	0.13	0.00	0.13
Interpreters	0.00	0.00	0.00
Psychologists	0.50	0.00	0.50
Occupational Therapists	1.00	0.25	1.25
Physical Therapists	1.00	0.25	1.25
Physical Education Teachers, and Recreational and Therapeutic Recreation Specialists	0.00	0.00	0.00
Social Workers	0.00	0.00	0.00
Medical/Nursing Staff	1.00	0.00	1.00
Counselors and Rehabilitation Counselors	1.00	1.00	2.00
Orientation and Mobility Specialists	0.00	0.00	0.00
Total	4.64	1.50	6.14

Personnel categories with a difference of 20% (+/-) have been flagged for comment.

Please provide an explanation of the difference in count(s) between the current and prior year data submissions by clicking the blue button below.

Personnel Year-to-Year Change Reasons

Personnel Year-to-Year Report

By clicking this button and submitting your change reasons, you certify that you have:

Reviewed the Personnel Year-to-Year Report, researched the flagged categories that contributed to the comments provided, and will commit to increased data validation efforts.

Review Personnel Year-to-Year Change Report

SPECIAL EDUCATION PERSONNEL: SIGNIFICANT YEAR-TO-YEAR CHANGE REPORT

AGE GROUP 3 - 21

SCHOOL YEAR: 2023-2024

AGENCY: Mt Humphrey Unified District

CTDS: 01-02-20-000

STATE: ARIZONA

		Number		Difference		
Personnel - Sect B		2022-2023	2023-2024	Number	Percent	Flag
Qualified	Special Education Paraprofessionals for Ages 3-5 (Preschool only)	9.80	2.80	-7.00	-71.43%	*
Qualified	Special Education Paraprofessionals for Ages 5-21 (Grades K-12 only)	3.00	3.00	0.00	0.00%	
Qualified	Total	12.80	5.80	-7.00	-54.69%	*
		Number		Difference		
Personnel - Sect B		2022-2023	2023-2024	Number	Percent	Flag
Not Qualified	Special Education Paraprofessionals for Ages 3-5 (Preschool only)	1.50	1.50	0.00	0.00%	
Not Qualified	Special Education Paraprofessionals for Ages 5-21 (Grades K-12 only)	0.67	0.67	0.00	0.00%	
Not Qualified	Total	2.17	2.17	0.00	0.00%	
		Number		Difference		
Personnel - Sect B		2022-2023	2023-2024	Number	Percent	Flag
Total	Special Education Paraprofessionals for Ages 3-5 (Preschool only)	11.30	4.30	-7.00	-61.95%	*
Total	Special Education Paraprofessionals for Ages 5-21 (Grades K-12 only)	3.67	3.67	0.00	0.00%	
Grand Total	Total	14.97	7.97	-7.00	-46.76%	*

Review Personnel Year-to-Year Change Report - Incomplete

(01-02-20-000) Mt Humphrey Unified District - 4157

Personnel Reasons (Incomplete)

Personnel categories listed below have been flagged for comment(s). Please provide an explanation of the difference in count(s) between the prior and current year data submissions.

Section B: Paraprofessionals						
Reasons	Qualified	Status	2022-2023	2023-2024	Number Difference	Percentage Difference
ADD	Special Education Paraprofessionals for Ages 3-5 (Preschool only)	User Input Required	9.80	2.80	-7.00	-71.43%

GO BACK TO DATA CERTIFICATION

Choose one or more reasons that apply to the **DECREASE** of Qualified Paraprofessionals for Special Education Paraprofessionals for Ages 3-5 (Preschool only)

The number of students who required these services have decreased

Closed a school

Closed a preschool

Position(s) have been eliminated due to programmatic changes

Did not include contracted personnel with FTE

Certified personnel are no longer certified

Full time became part time

Reclassified the position

Unfilled positions

Only ages 3-5 are served

Only ages 5-21 are served

Reporting error

No changes

Small number of staff at the school translates into a significant change.

Other

SAVE

CLOSE

Choose one or more reasons that apply to the **DECREASE** of Qualified Paraprofessionals for Special Education Paraprofessionals for Ages 3-5 (Preschool only)

The number of students who required these services have decreased

Closed a school

Closed a preschool

Position(s) have been eliminated due to programmatic changes

Did not include contracted personnel with FTE

Certified personnel are no longer certified

Full time became part time

Reclassified the position

Unfilled positions

Only ages 3-5 are served

Only ages 5-21 are served

Reporting error

No changes

Small number of staff at the school translates into a significant change.

Other

SAVE

CLOSE

Review Personnel Year-to-Year Change Report – Complete

(01-02-20-000) Mt Humphrey Unified District - 4157

Personnel Reasons (Complete)

Personnel categories listed below have been flagged for comment(s). Please provide an explanation of the difference in count(s) between the prior and current year data submissions.

Section B: Paraprofessionals						
Reasons	Qualified	Status	2022-2023	2023-2024	Number Difference	Percentage Difference
EDIT	Special Education Paraprofessionals for Ages 3-5 (Preschool only)	Complete	9.80	2.80	-7.00	-71.43%

GO BACK TO DATA CERTIFICATION

Data Certification Button

(01-02-20-000) Mt Humphrey Unified District - 4157

Data Certification

Audiologists	0.01	0.00	0.01
Speech-Language Pathologists	0.13	0.00	0.13
Interpreters	0.00	0.00	0.00
Psychologists	0.50	0.00	0.50
Occupational Therapists	1.00	0.25	1.25
Physical Therapists	1.00	0.25	1.25
Physical Education Teachers, and Recreational and Therapeutic Recreation Specialists	0.00	0.00	0.00
Social Workers	0.00	0.00	0.00
Medical/Nursing Staff	1.00	0.00	1.00
Counselors and Rehabilitation Counselors	1.00	1.00	2.00
Orientation and Mobility Specialists	0.00	0.00	0.00
Total	4.64	1.50	6.14

Personnel categories with a difference of 20% (+/-) have been flagged for comment.

Please provide an explanation of the difference in count(s) between the current and prior year data submissions by clicking the blue button below.

Personnel Year-to-Year Change Reasons

Personnel Year-to-Year Report

By clicking this button and submitting your change reasons, you certify that you have:

Reviewed the Personnel Year-to-Year Report, researched the flagged categories that contributed to the comments provided, and will commit to increased data validation efforts.

Certify Data

Data Certification Button

Data Certification

Failure to return the verification count report by the due date may result in an interruption of your federal funds and may impact your PEA Determination.

- ☐ By checking this box and submitting your electronic signature, you certify that you have:
- ✓ Read and understand the Special Education Census Verification process and verified the total number count of SPED students served over October 1 as displayed on the Data Certification page.
 - ✓ Read and understand the Personnel instructions, including FTE calculations, and verified the total FTE counts in sections A, B, C as displayed on the Data Certification page.
 - ✓ Reviewed and entered required comments in response to the flagged categories in the Personnel Year-to-Year Review as displayed on the Data Certification page.

Your electronic signature is considered an electronic record with legal effect, validity and enforceability, as defined in S.2107 of the Government Paperwork Elimination Act.

Signer's Title

-- Choose One --

* Signature must be from one of the following: SPED Director, Business Manager, or Superintendent / Charter School Director / CEO.

Submit to ADE

Congratulations! Phase 1 Complete.

(01-02-20-000) Mt Humphrey Unified District - 4157

Oct 1 Data Collection Status

Status: Submitted to ADE

Date: Thursday, September 7, 2023

Congratulations! You have successfully submitted your Oct 1 Data.

October 1 Data Collection

Activity



Check Your Understanding




Pollev.com/datamanagement519

Choose an appropriate username.

Username maybe displayed on screen.

October 1 Data Collection

Important Tips



Important Tips

- ODC Phase 1 is due **November 15, 2023** – be timely!
- Changes to the child count and/or the personnel counts can be made anytime by the due date – *but not after*! If necessary, re-certification will need to be submitted again.
- Use available tools and resources.
- Designate an LEA signer role who is authorized to submit required electronic signature.
- Let us know if you need help!

October 1 Data Collection

Q&A





Thank You

ADEConnect Support:

(602) 542-7378

<https://helpdesk.azed.gov>

ESS Data Management:

(602) 542-3962

ESSDataMgmt@azed.gov

Subscribe to stay informed:

[Data Management Alerts](#)

[Data Management YouTube Channel](#)