

# Indicator 6: Educational Environments (Preschool)

## Introduction

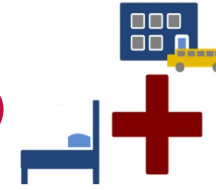
- Children are reported in the SPP/APR as being in in one of the following categories: A, B, or C
- Includes preschool children with IEPs aged 3 through 5

**A**



Receiving the majority of special education and related services in regular early childhood program

**B**



Attending separate special education class, separate school, or residential facility

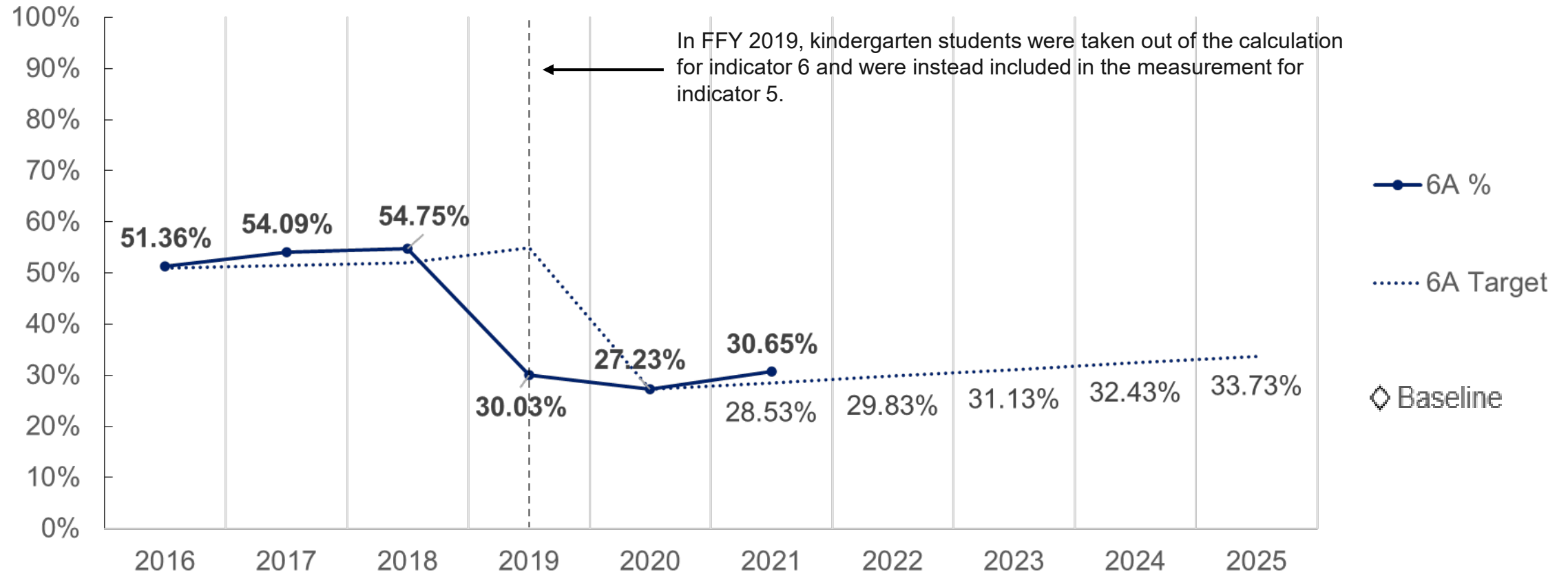
**C**



Receiving special education and related services in the home

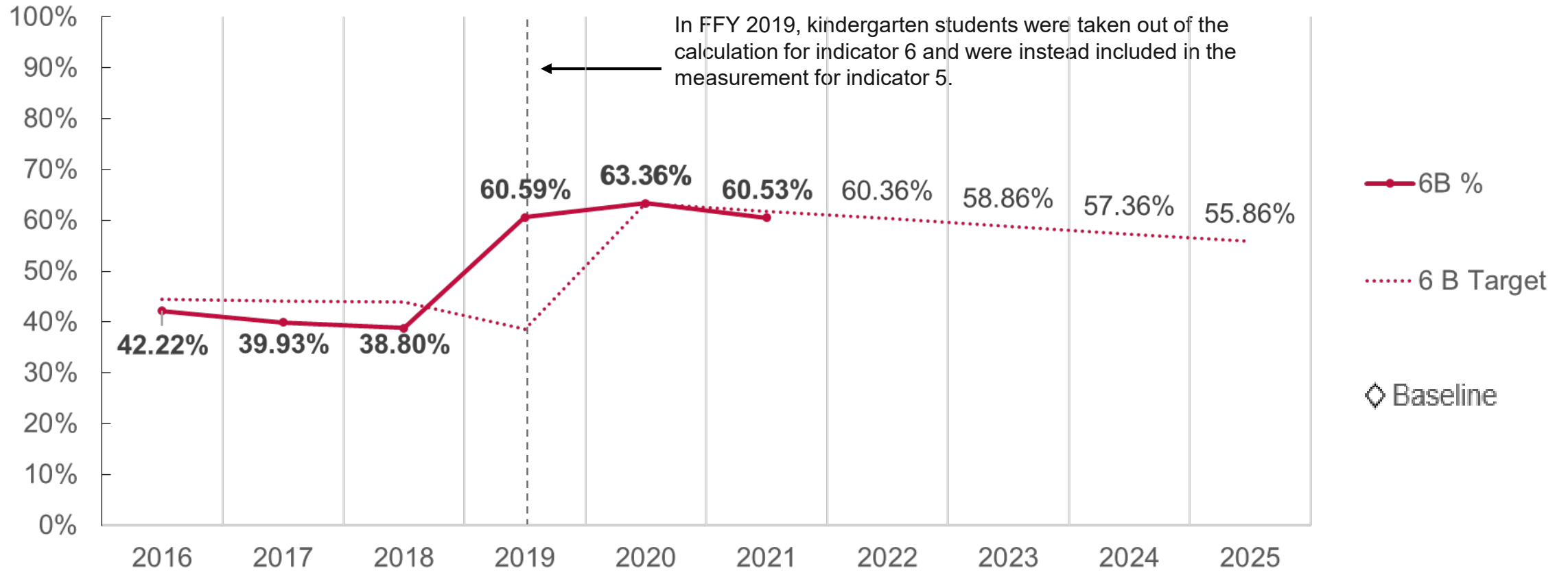


# Indicator 6A: Receiving the majority of special education and related services in regular early childhood program



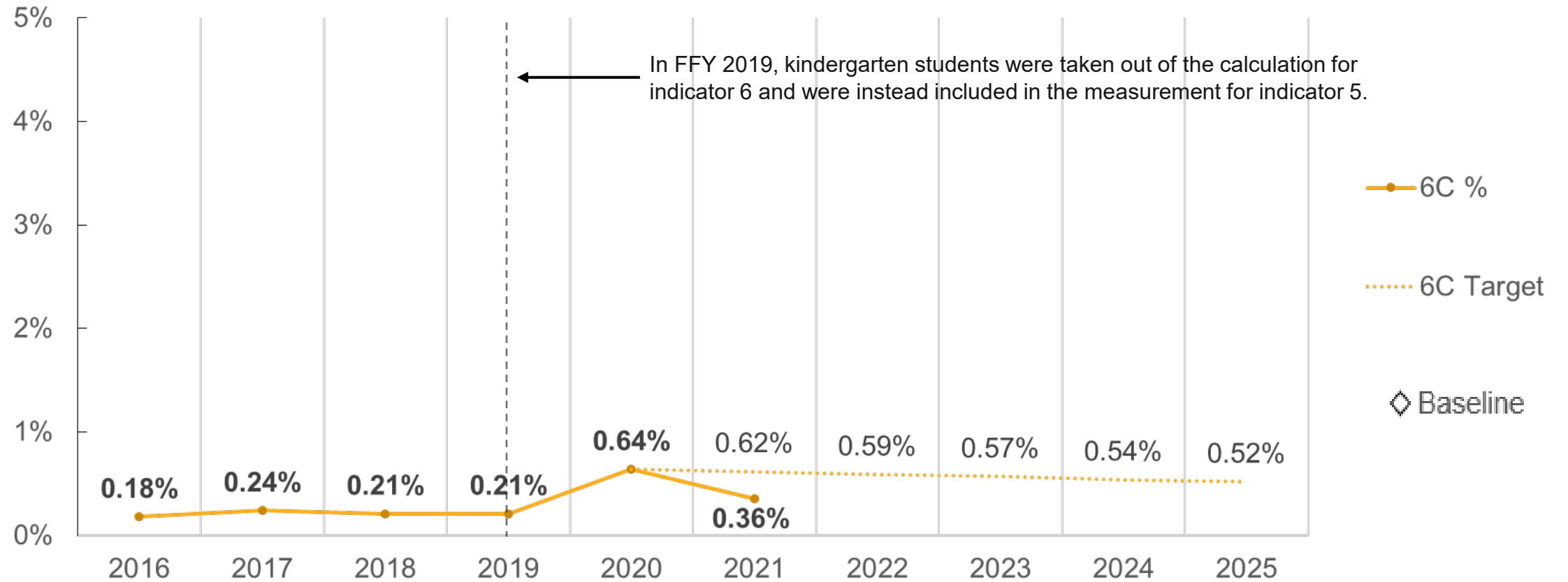
FFY	2016	2017	2018	2019	2020	2021	2022	2023	2024	2025
Target	51.00%	51.50%	52.00%	55.00%	27.23%	28.53%	29.83%	31.13%	32.43%	33.73%
Actual Data	51.36%	54.09%	54.75%	30.03%	27.23%	30.65%	TBD	TBD	TBD	TBD

# Indicator 6B: Attending separate special education class, separate school, or residential facility



FFY	2016	2017	2018	2019	2020	2021	2022	2023	2024	2025
<b>Target</b>	44.40%	44.20%	44.00%	38.60%	63.36%	61.86%	60.36%	58.86%	57.36%	55.86%
<b>Actual Data</b>	42.22%	39.93%	38.80%	60.59%	63.36%	60.53%	TBD	TBD	TBD	TBD

# Indicator 6C: Receiving special education and related services in the home



FFY	2016	2017	2018	2019	2020	2021	2022	2023	2024	2025
<b>Target</b>	NA	NA	NA	NA	0.64%	0.62%	0.59%	0.57%	0.54%	0.52%
<b>Actual Data</b>	0.18%	0.24%	0.21%	0.21%	0.64%	0.36%	TBD	TBD	TBD	TBD