



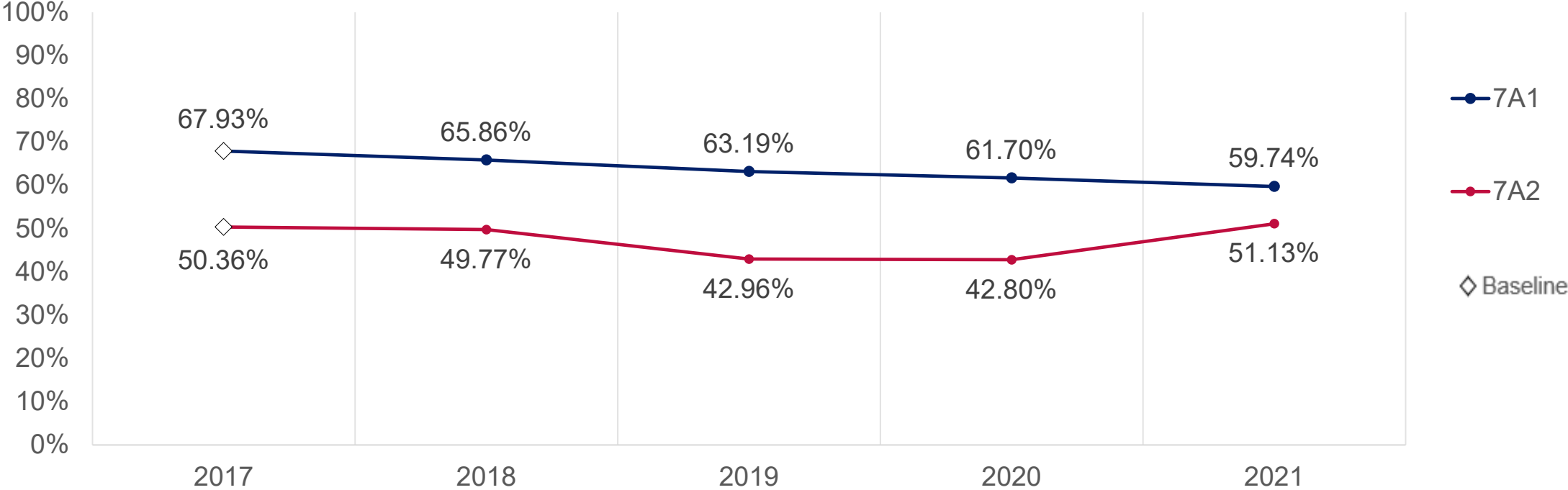
# **Exceptional Student Services (ESS)**

Indicator 7 Preschool Child Outcomes for  
Federal Fiscal Year 2021

# Indicator 7A: Positive Social-Emotional Skills

7A1: Preschool Children with IEPs Who Made Substantial Progress

7A2: Exited at Age Expectations

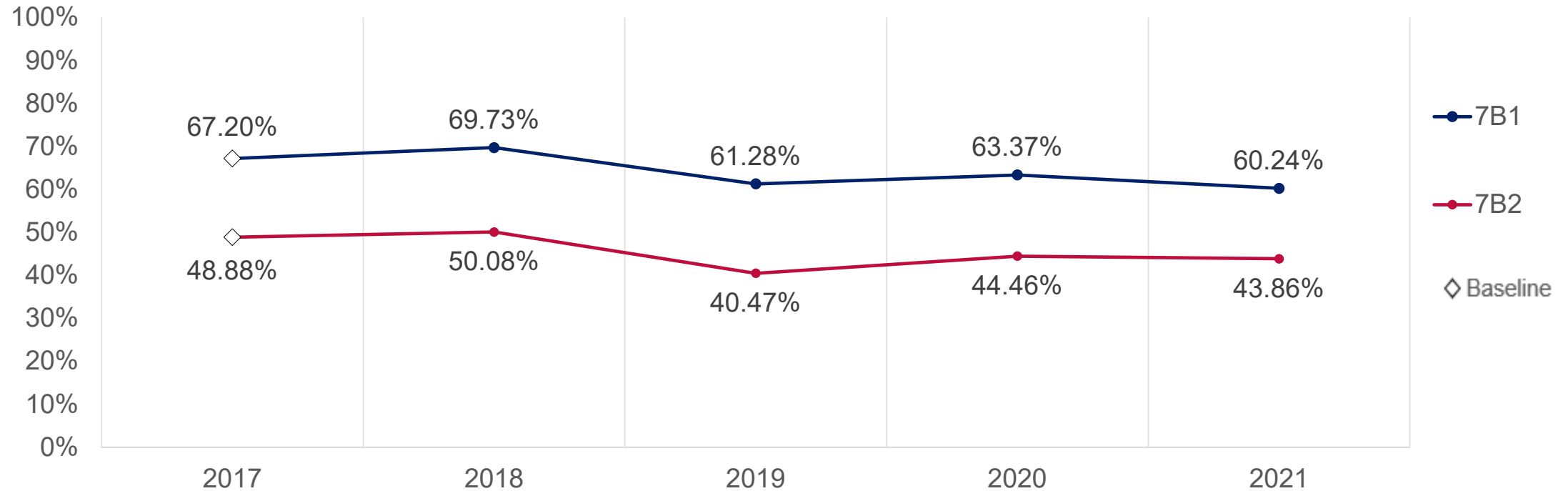


FFY	2017	2018	2019	2020	2021
7A1 Data	67.93%	65.86%	63.19%	61.70%	59.74%
7A2 Data	50.36%	49.77%	42.96%	42.80%	51.13%

# Indicator 7B: Acquisition and Use of Knowledge and Skills

7B1: Preschool Children with IEPs Who Made Substantial Progress

7B2: Exited at Age Expectations

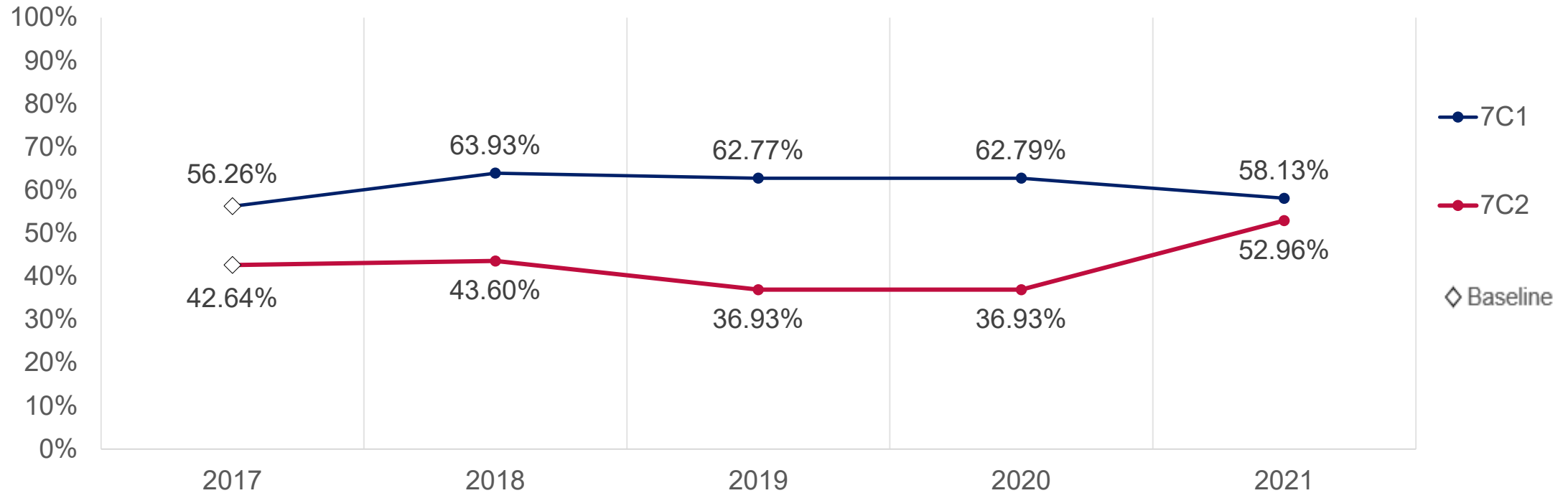


FFY	2017	2018	2019	2020	2021
7B1 Data	67.20%	69.73%	61.28%	63.37%	60.24%
7B2 Data	48.88%	50.08%	40.47%	44.46%	43.86%

# Indicator 7C: Functional Behaviors to Meet Their Needs

7C1: Preschool Children with IEPs Who Made Substantial Progress

7C2: Exited at Age Expectations



FFY	2017	2018	2019	2020	2021
7C1 Data	56.26%	63.93%	62.77%	62.79%	58.13%
7C2 Data	42.64%	43.60%	36.93%	36.93%	52.96%