



# State of Arizona

2022 Post School Outcome Survey Results  
for School Year 2020–2021 Exiters



Exceptional  
Student Services

# Indicator 14

## Measurement of a student's post school engagement

Percentage of youths who are no longer in secondary school, had IEPs in effect at the time they left school, and were:

- enrolled in higher education,
- competitively employed,
- enrolled in postsecondary education or training, or
- some other employment

within **one year** of leaving high school.

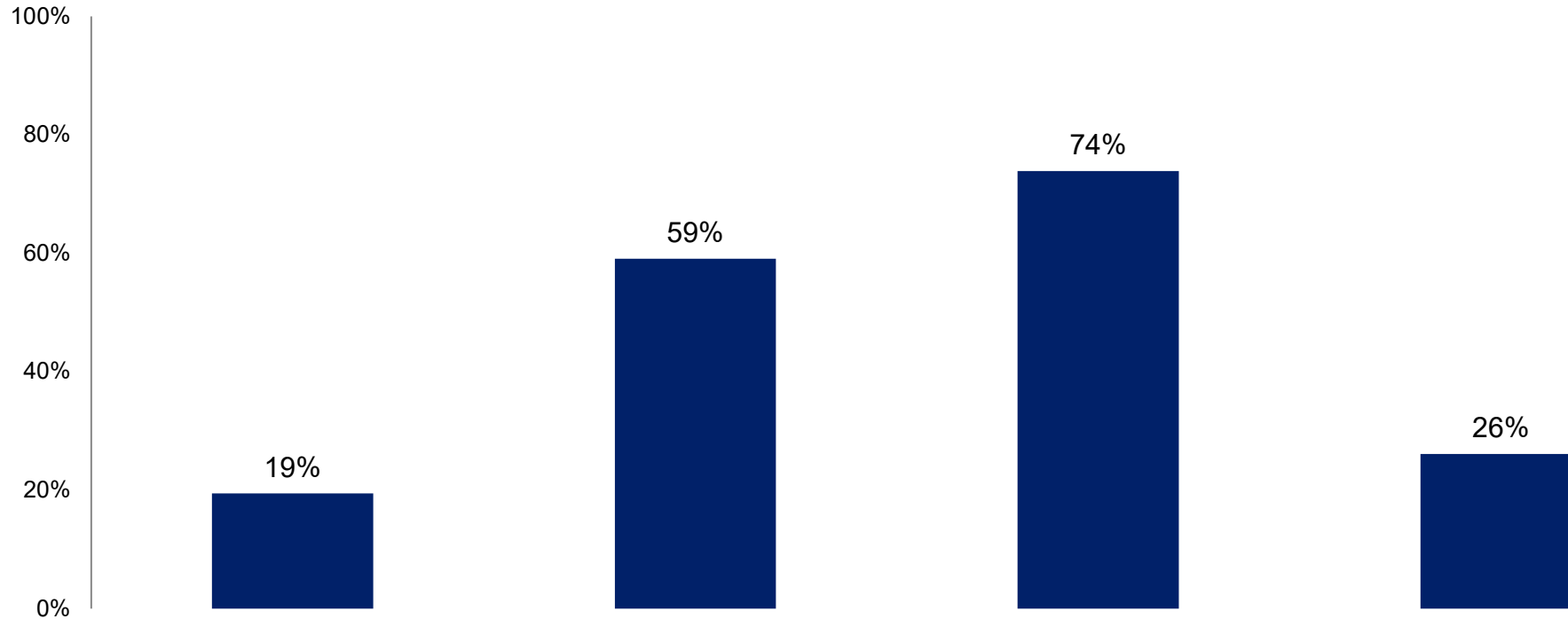
(20 U.S.C. 1416(a)(3)(B))

# Categories of Engagement

Category of Engagement	Definition
<b>Higher Education</b>	<ul style="list-style-type: none"> <li>• Enrolled full- or part-time</li> <li>• Community College (2-year program)</li> <li>• College/University (4- or more year program)</li> <li>• 1 complete term</li> </ul>
<b>Competitive Employment</b>	<ul style="list-style-type: none"> <li>• Average 20 hours per week</li> <li>• 90 days (cumulative) since leaving high school</li> <li>• Includes military employment</li> <li>• Worked for pay at or above the minimum wage while earning customary pay rate</li> <li>• Setting with others who are non-disabled where interaction is at a level comparable to co-workers without disabilities who perform the same job description</li> <li>• Available benefits and opportunities for advancement as those without disabilities</li> </ul>
<b>Other Postsecondary Education or Training</b>	<ul style="list-style-type: none"> <li>• Enrolled full- or part-time</li> <li>• Education or training program (e.g., adult education, a vocational-technical school that is less than a 2-year program)</li> <li>• 1 complete term</li> </ul>
<b>Other Employment</b>	<ul style="list-style-type: none"> <li>• Worked for pay or was self-employed</li> <li>• 90 days at any time since leaving high school</li> <li>• Includes working in a family business (e.g., farm, store, fishing, ranching, catering services, etc.)</li> </ul>

# Measurements A, B, & C

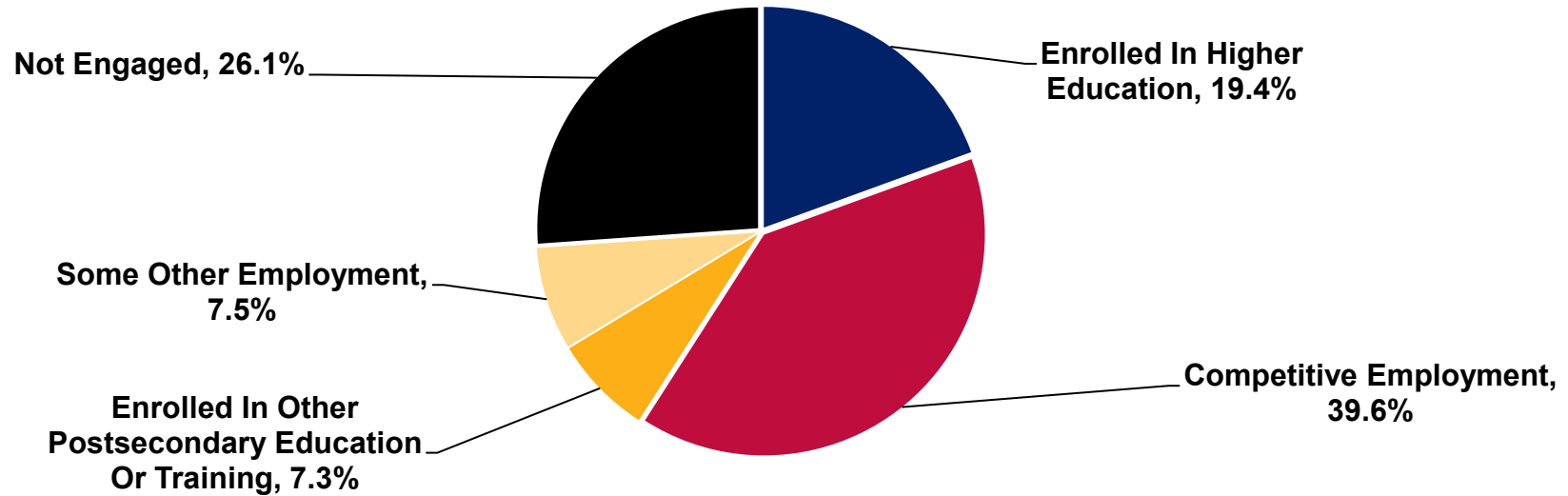
## Arizona IDEA Part B SPP/APR Indicator #14: Post-School Outcomes for School Year Exiters



	Measurement A: Higher Education	Measurement B: Higher Education & Competitive Employment	Measurement C: Higher Education, Competitive & Some Other Education, Training or Employment	Not Engaged:
State of Arizona	19%	59%	74%	26%

# Engagement Rates

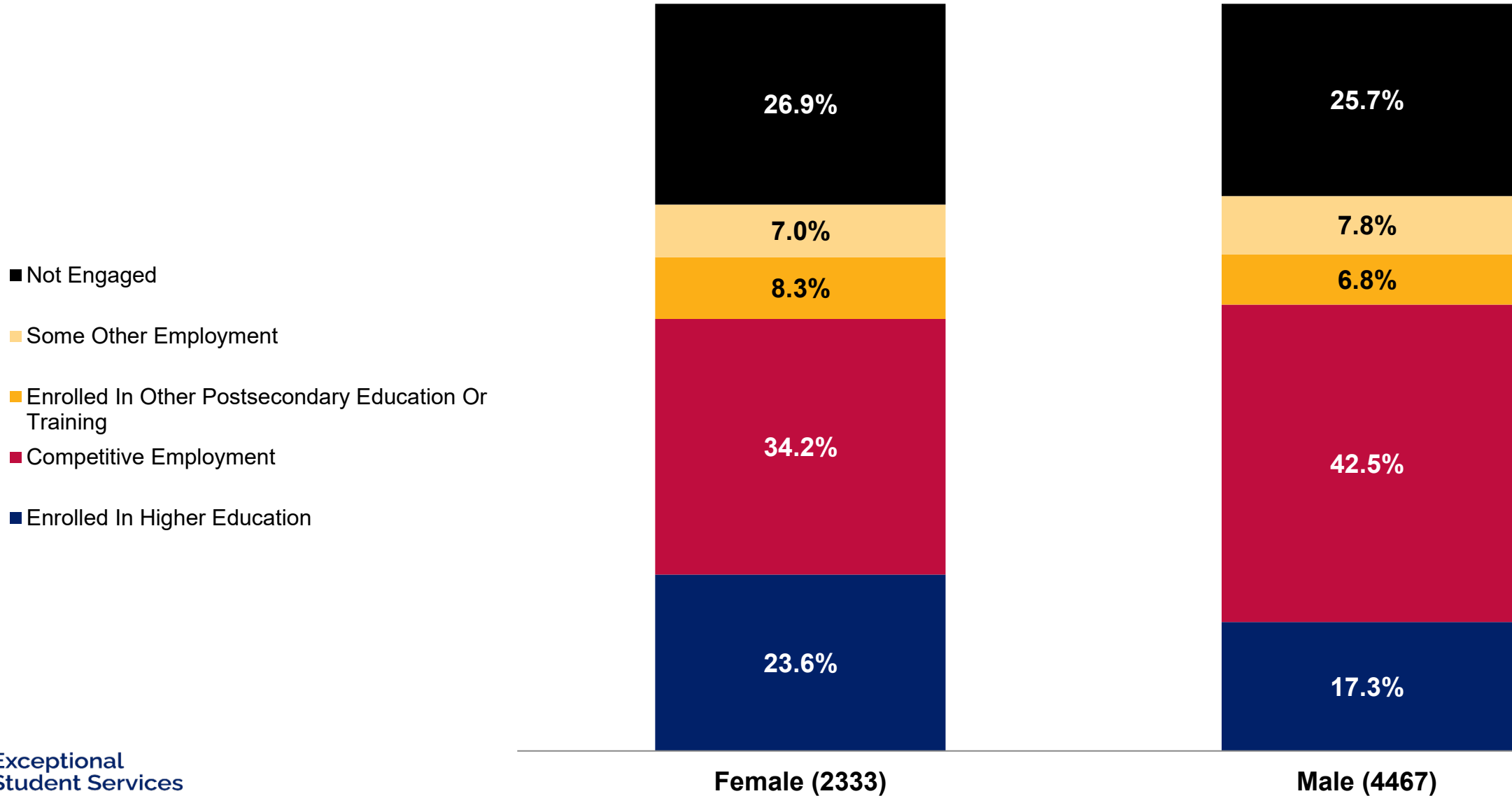
State of Arizona Engagement Rates: 6800 responded for a 77% response rate.



Enrolled in Higher Education	Competitive Employment	Enrolled in Other Postsecondary Education or Training	Some Other Employment	Not Engaged
19.4%	39.6%	7.3%	7.5%	26.1%

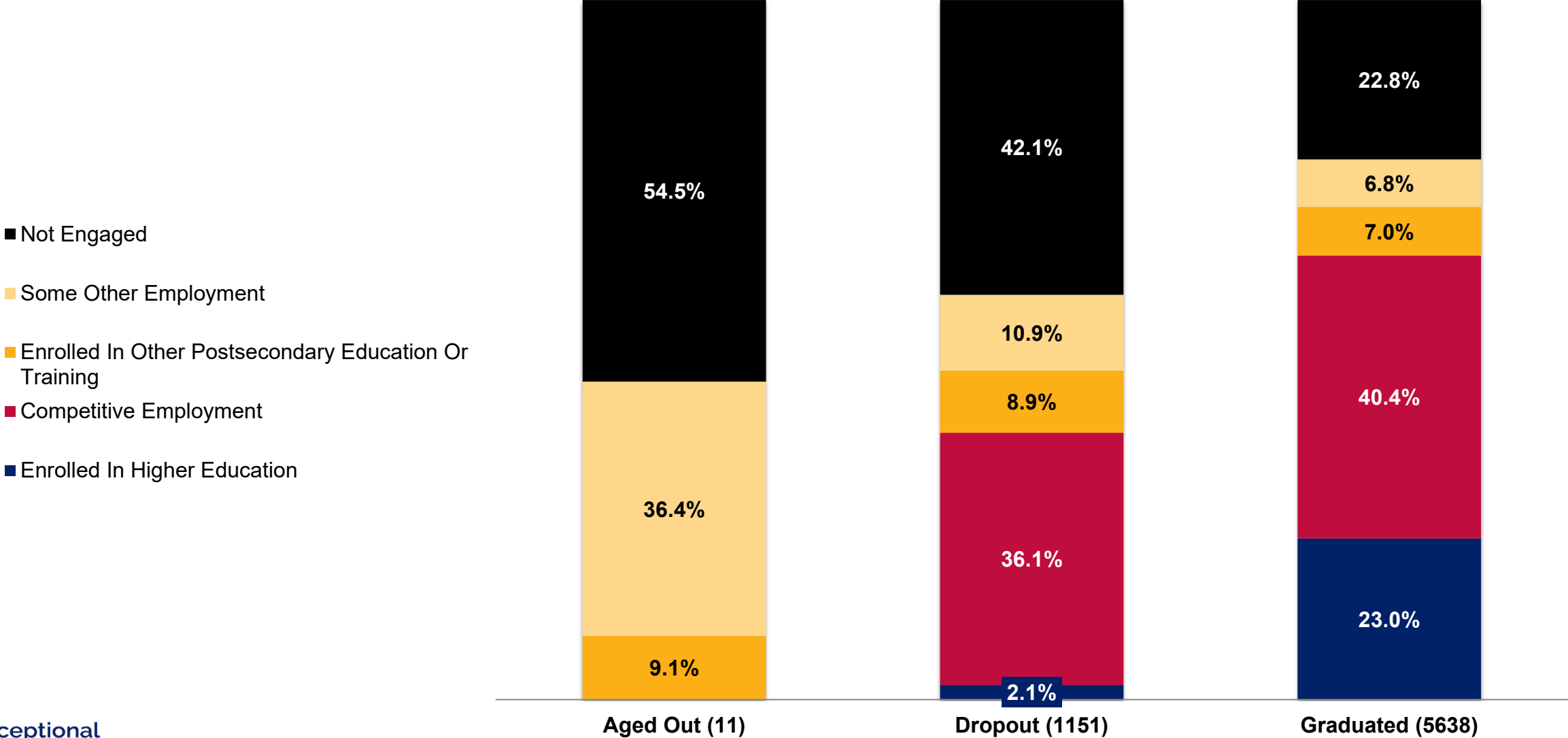
# Gender Data

State of Arizona Respondents' Post-Secondary Outcomes by Gender



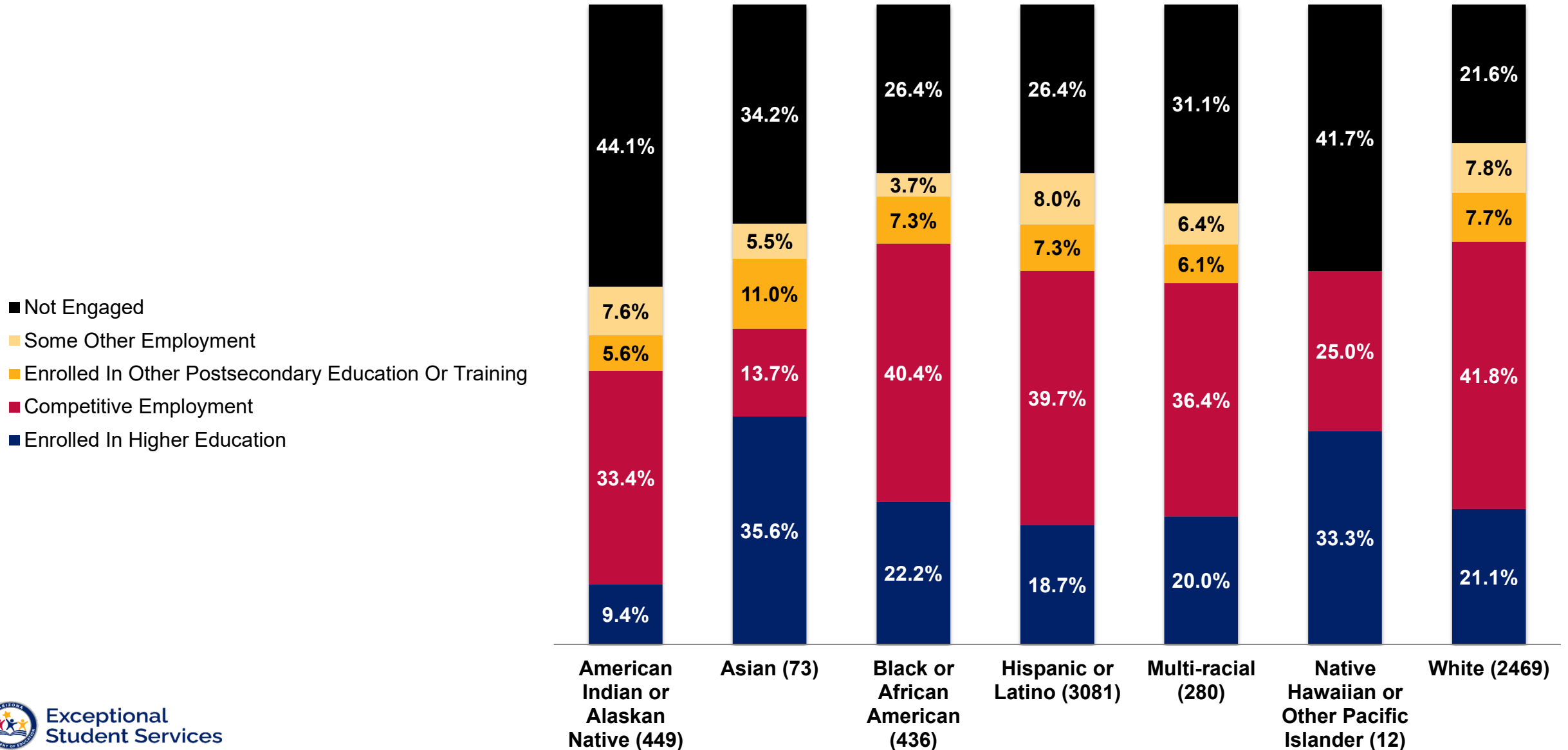
# Exit Reason Data

State of Arizona Respondents' Post-Secondary Outcomes by Exit Type



# Ethnicity Data

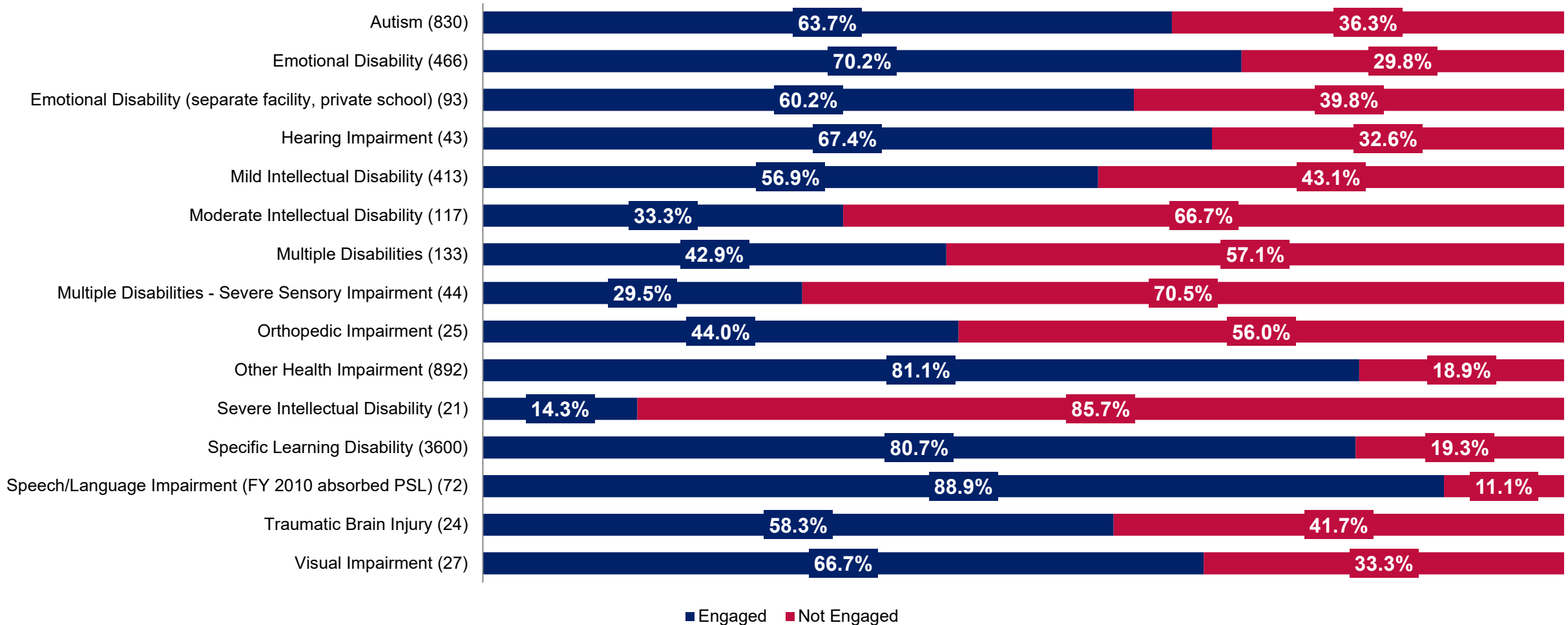
State of Arizona Respondents' Post-Secondary Outcomes by Ethnicity





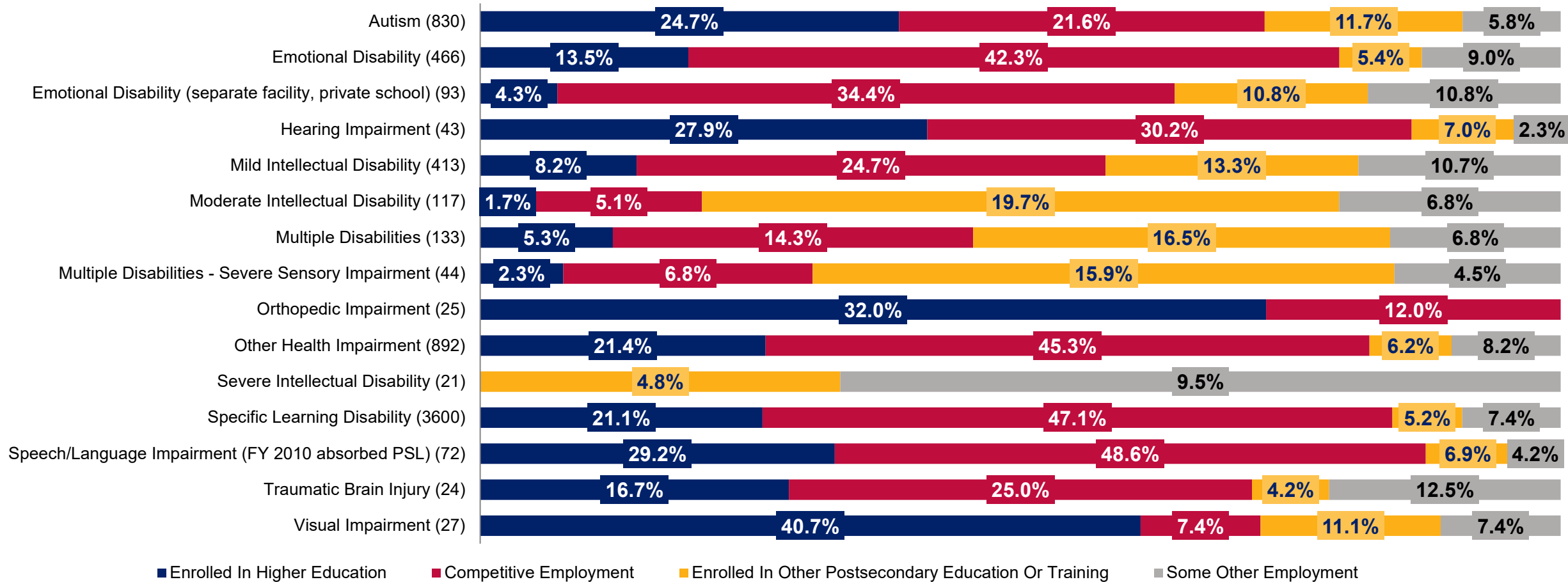
# Disability Data

## State of Arizona Respondents' Post-Secondary Outcomes by Disability Type Engaged vs Not Engaged (Extended)



# Disability Data (Extended Breakdown)

## State of Arizona Respondents' Post-Secondary Outcomes by Disability Type (Extended)



# Contact Information

**Arizona Department of Education**  
**Exceptional Student Services**  
Special Projects Unit  
Secondary Transition Team

[ESSTransition@azed.gov](mailto:ESSTransition@azed.gov)

[PSOInbox@azed.gov](mailto:PSOInbox@azed.gov)

<https://bit.ly/ArizonaPSO>

1535 W. Jefferson St. Bin #24  
Phoenix, AZ 85007  
(602) 542-3855