

School Eligibility w/ Rank & Serve



SECTION 2

School Eligibility Page - GME

School Eligibility Page

The GME system is used to house the documents associated with the ESEA Grant Application. The first page we will explore is Title I – School Eligibility



Ranking Schools

The school eligibility page is where the process of Ranking school described earlier is documented by you and reviewed by your Title I Program Specialist.



School Eligibility



Go To 

School Eligibility – How to ensure your information is correct

PLEASE NOTE: LEA needs to ensure that any adjustments needed to school site information noted below have been requested and approved by ADE School Finance. (School Finance can be reached at 602.542.5695 or via email at SchoolFinance@azed.gov)

- The School Eligibility page serves as the documentation of an LEA's Rank & Serve process ([Ranking Sites for the Purpose of Title-I School Eligibility](#)) for eligible school attendance areas ([SEC 1113 §20 USC 6313](#)). To help ensure this is done correctly, it is vital that the information on this page be accurate and up to date including:
- Names of school sites align to what is reported in AzEDS, including AOI but not preschool sites.
 - CTDS numbers for school sites.
 - Grade spans include the lowest grade served up to the highest grade served within the range of K-12. Do not use Ungraded (UG) in this span.
 - Enrollment reflects the number of students enrolled in K-12 during the prior year from either the 40th Day, 100th Day, or AzEDS Oct 1 Enrollment (filtered for K-12). Do not use HNS enrollment.
 - Poverty percentage is verified and aligned to the data source listed on the Poverty Criteria Page.
 - School Improvement label reflects current status. (Note: this may change at the beginning of the 22-23 School Year.)

On Poverty Criteria Section, please indicate which year LEA is opting. The options are: 2019-2020, 2020-2021, or 2021-2022.

<u>Building Name</u> (1 Buildings)	CTDS	<u>Grade Span</u>	Service	<u>Enrollment (K-12)</u>	Low Income Students (K-12)		<u>Sort Order</u> (Asc)	Eligibility For Service	Eligible by Grandfather Clause	School Improvement Label
					<u>Number</u>	<u>Percent</u>				

School Eligibility – How to ensure your information is correct

PLEASE NOTE: LEA needs to ensure that any adjustments needed to school site information noted below have been requested and approved by ADE School Finance. (School Finance can be reached at 602.542.5695 or via email at SchoolFinance@azed.gov)

The School Eligibility page serves as the documentation of an LEA's Rank & Serve process (Ranking Sites for the Purpose of Title-I School Eligibility) for eligible school attendance areas (SEC 1113 §20 USC 6313). To help ensure this is done correctly, it is vital that the information on this page be accurate and up to date including:



Building Name & CTDS

Names of school sites align to what is reported in AzEDS, including AOI but not preschool sites.

CTDS numbers for school sites are accurate and up to date



Grade Span	Service

Grade Span

Grade spans include the lowest grade served up to the highest grade served within the range of K-12. Do not use Ungraded (UG) in this span. PK is also no longer acceptable.



Enrollment (K-12)

Enrollment reflects the number of students enrolled in K-12 during the prior year from either the 40th Day, 100th Day, or AzEDS Oct 1 Enrollment** (filtered for K-12). Do not use HNS enrollment.



Enrollment (K-12)_{cont}

Only enrollment data from the October 1 Enrollment report has been verified.

Our recommendation is to use the October 1 Enrollment report in AzEDS



<u>Enrollment (K-12)</u>	<u>Low Income Students (K-12)</u>	
	<u>Number</u>	<u>Percent</u>

Low Income Students (K-12)

Poverty percentage is verified and aligned to the data source listed on the Poverty Criteria Page.



Poverty Criteria

The LEA uses poverty criteria in selecting schools. Please describe the poverty criteria utilized to select school attendance areas under section 1113.

• The LEA uses the same measure of poverty to identify eligible school attendance areas, to determine the ranking of each area, and to determine allocations to each school area based on the number of children in poverty ages 5 through 17.
OR

• The Arizona Department of Education Income Guidelines for determining eligibility information for federal funding associated with programs funded under the Elementary and Secondary Education Act.
OR

• Proportional numbers of children in schools operating under the Community Eligibility Program for the Richard B. Russell National School Lunch Act.

Please check all that apply:

- ☐ Number of children eligible for free and reduced-price lunches (USED's preferred option)
- ☐ Number of children eligible for free and reduced-price meals through direct certification (e.g. through participation in TANF, SNAP, or other)
- ☐ Data from Income Eligibility Survey: ADE Guideline to Determine Eligible Students that replicates NSLP data
- ☐ Proportional numbers of children in schools operating under the Community Eligibility Program (CEP) for the Richard B. Russel National School Lunch Act.
- ☐ A composite of above

* LEA has opted to use the following year's poverty data. Only one year must be selected:

- ☐ 2019-2020
- ☐ 2020-2021
- ☐ 2021-2022

Poverty Criteria

Data Source: State Programs

To access information about students who qualify based on receiving various State Program benefits such as SNAP, TANF, Medicare, etc., an LEA can run the Direct Cert Verification to compare State records with the student records in your SIS system.



Poverty Criteria

Data Source: HNS

Two options for poverty counts can be accessed via the [Free and Reduced-Price Percentage Report](#) published by HNS each year.

- ~NSLP Percentage

- ~CEP/Special Provision-Calculated FRL



Poverty Criteria

Data Source: AzEDS

This information can be accessed via the October 1st Enrollment Report located in AzEDS.

Reported via LEA SIS system.



Poverty Criteria

Data Source: AzEDS cont

Income Eligibility 1

- ~Completed income form on file
- ~Completed free lunch form on file
- ~Verified via Direct Cert Match

Income Eligibility 2

- ~Completed income form on file
- ~Completed reduced lunch form on file



Sort Order (Asc)	Eligibility For Service	Eligible by Grandfather Clause
------------------------	-------------------------------	--------------------------------------

Eligibility For Service

After enrollment/poverty is input, a checkmark will be inserted next to all sites that are eligible to be served based on the criteria discussed earlier



Sort Order (Asc)	Eligibility For Service	Eligible by Grandfather Clause
------------------------	-------------------------------	--------------------------------------

Grandfather Clause

If a school site was eligible to be served in the previous year, but is no longer eligible, statute allows the LEA to serve that site one (1) additional year via the “Grandfather Clause”.

The Ranking rules must still be followed



Sort Order (Asc)	Eligibility For Service	Eligible by Grandfather Clause
------------------------	-------------------------------	--------------------------------------

Sort Order

If the LEA chooses to use one of the allowable ranking methods, not ranking by straight poverty percentage across all sites, then they will be required by GME to use the Sort Order feature.

Rank sites by placing numbers in this column, 1 - # of sites in the LEA



School Eligibility w/ Rank & Serve




SECTION 3

PPA Allocation - GME


PPA List

The GME system is used to house the documents associated with the ESEA Grant Application. The second page we will explore is Title I – PPA Allocations



Serving Schools

The PPA List page is where the process of Serving schools described earlier is documented by you and reviewed by your Title I Program Specialist.



PPA List - 100% Rule

Go To ▶

School/Attendance Area Allocation


Per Pupil Amount (PPA) \$ 0.00

School/ Attendance Area	Low Income Attendance		Min. Alloc	Actual Allocation	
	%	#Public		PPA	Total
A	B	C	D PPA x C	E	F E x C
Total Low Income		0	Total School Allocations		0.00
Remaining (close to \$0.00 as possible):					54,398.49

School/ Attendance Area
A

School Area

This column will automatically populate with the names of sites *operating programs* in the *same order* as they appear on the School Eligibility page



Low Income Attendance	
%	#Public
B	C

Low Income Attendance

This column will automatically populate with the information for the sites *operating programs* in the *same order* as they appear on the School Eligibility page



Per Pupil Amount (PPA) \$ 0.00

Min. Alloc

Actual Allocation

PPA

Total


D
PPA x C

E

F
E x C

PPA List – 100%

The columns circled in red do not apply for LEAs that fall under the 100% rule. They are suggestions if you wish to provide equal PPAs to all sites.



Per Pupil Amount (PPA) \$ 0.00

Min. Alloc

Actual Allocation

PPA

Total


D
PPA x C

E

F
E x C

PPA List – 125%

The columns circled in red indicate the *minimum* PPA as well as *minimum* allocation that is required for all sites served if your LEA falls into the 125% Rule described earlier




Per Pupil Amount (PPA) \$

Min. Alloc	Actual Allocation	
	PPA	Total
D PPA x C	E	F E x C

Actual Allocation

PPA column is where you set how to serve your schools operating programs. Recall that schools *ranked* higher **MUST** receive a PPA equal to or higher than those *ranked* lower.




Per Pupil Amount (PPA) \$

Min. Alloc	Actual Allocation	
	PPA	Total
D PPA x C	E	F E x C

Actual Allocation

The Total column is auto-calculated. Keep in mind, serving is based on PPA, NOT the total allocation provided to each site. Sites ranked lower might end up with a higher total allocation than those ranked above.




Remaining (close to \$0.00 as possible):

54,398.49

Remaining Balance

For LEAs under 100% Rule, your remaining balance must equal \$0. To achieve this, set your PPA amounts so that you can't provide another \$0.01 to any school without going over. You can then allocate any remaining funds to LEA Set Asides to achieve a zero balance.



Remaining Amount for LEA (Set-Asides):

53,508.47

Remaining Balance

For LEAs under 125% Rule, the remaining balance must match the total amount of LEA Set-Asides.

