



Title I-A ~ Set Aside #10 Neglected and Delinquent Support

Cheri Wasiel, ESE Program Specialists



Intended Outcomes

At the end of this presentation participants will understand...

- Title I-A, Set-Aside 10
- Comparable Program Design
 - Implementation Cycle CNA – RCA – IAP
- How to fiscally support programs via Set-Aside 10
- ESEA Consolidated Application Requirements
- Set Asides are based off your Neglected Student Counts



Background Information



ESSA Title I Part A Statutes

ESSA §1113 (c)(3)A

(3) RESERVATION OF FUNDS — (A) IN GENERAL.—A local educational agency shall reserve such funds as are necessary under this part, determined in accordance with subparagraphs (B) and (C), to **provide services comparable to those provided to children in schools funded under this part to serve**— (i) homeless children and youths, including providing educationally related support services to children in shelters and other locations where children may live; **(ii) children in local institutions for neglected children;** and **(iii) if appropriate, children in local institutions for delinquent children, and neglected or delinquent children in community day programs.**



Where do we obtain the N or D Count??

Neglected or Delinquent October Count Survey



If you reported any students Neglected, LEA must set aside funds. ESSA §1113 (c)(3)A



Where do we submit the N or D Count??



EMAC

FY23 Neglected or Delinquent October Counts, **Districts Must:**

- Identify Facilities in LEA boundaries
- LEAs must obtain Facility Surveys by **November 29, 2022**
- Submit data on EMAC Monitoring by **December 10, 2022.**

Definitions

Neglected

Students receive care due to abandonment, neglect, or death of their parents and guardians

Delinquent

Students and youth who have been adjudicated delinquent, or in need of supervision.



October 2022 Facility Survey: N or D Counts



Prepare for the October 2022 Count by LEAs of Institutions for Neglected or Delinquent Children

All public-school districts with geographic boundaries are required to complete and submit this report.

What to know:

- Facilities are to provide the number of children **ages 5 through 17** living in an eligible institution for at least one day during a 30-consecutive day period, at least one of which falls within the month of October. If none, enter zero (0).
- Surveys are due back to LEAs by **November 29, 2022**
- Submission to ADE via EMAC is on or before **December 10, 2022**

It is important to start now! School districts are to contact any locally operated (public or private) residential facilities within their boundaries (such as: Residential Treatment Centers, Mental Health Facilities, and group homes other than foster homes).

Arizona Department of Education
Title I, Part D

October 2022 Count

Annual Facility Survey of Institutions for Neglected or Delinquent Children Due November 29, 2022		
Please read the instructions on page 3 before completing this form.		
Section I – LEA & Facility Information		
1. LEA Name & Address		2. Facility Legal Name & Address
County		County
Primary Contact Name		Primary Contact Name
Contact Phone Number		Contact Phone Number
Contact Email		Contact Email
3. Please select the Type of Institution the Facility Operates (select only one)		
A) Local or Tribal Institution for Neglected Children – a public or private residential facility, other than a foster home, that is operated for the care of children who have been committed to the institution or voluntarily placed in the institution under applicable State law, due to abandonment by, neglect by, or death of their parents or guardians.	B) Local or Tribal Institution for Delinquent Children – a public or private residential facility for the care of children who have been adjudicated to be delinquent or in need of supervision.	C) County Institution for Delinquent Children – a public residential facility (often a jail) for the care of children who have been adjudicated to be delinquent or in need of supervision AND is operated by the County.
4. Legal or administrative basis for designation of this facility as indicated above (see instructions below for more information)		
5. Is this facility located within the LEA's geographical boundaries?		YES NO
6. Is this institution a residential facility?		
7. Does the count reported in Section II below include only children aged 5-17 inclusive?		
Section II – Child Count		
Enter the number of children aged 5-17 (inclusive) who lived in the facility for at least one day during a 30 consecutive day period, at least one day of which falls within the month of October 2022		Count
Section III – Certification by Facility Administrator		
I certify that the information on this form is, to the best of my knowledge, complete and accurate. A knowingly false claim on this report is a criminal offense under U.S. Code, Title 18, Section 1001 or Section 287.		
Facility Administrator Signature	Title	Date

EMAC – Online Form

PART II - COUNT OF CHILDREN BY TYPE OF INSTITUTION

Provide the number of children ages **5 through 17** living in an eligible institution for at least one day during a 30 consecutive day period, at least one day of which falls within the month of October. If none, enter zero (0).

1. Institutions for Neglected Children:

99



2. Institutions for Delinquent Children & Youth:

(including children convicted to local adult correctional institutions)

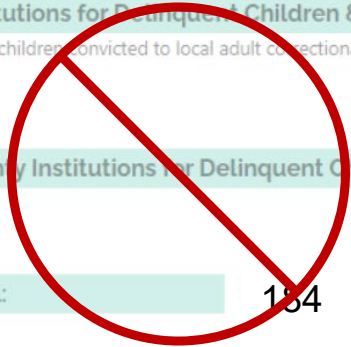
0

3. County Institutions for Delinquent Children

85

4. Total:

184



LEA Worksheet

PART I - IDENTIFY ELIGIBLE LOCAL INSTITUTIONS

In order to be eligible to be counted, a child age 5 through 17 **must live in a locally operated facility** that meets the definition of an institution for neglected children, an institution for delinquent children, or an adult correctional institution.

A) Local or Tribal Institution Names and Addresses of locally operated facilities that qualify as Institutions for Neglected Children (see definition below): *

A public or private residential facility, other than a foster home, that is operated primarily for the care of children who have been committed to the institution or voluntarily placed in the institution under applicable State law, due to abandonment, neglect, or death of their parents or guardians. (If there are no such facilities, enter "None")

Institution Name	Institution Address	County	Contact Name	Email	Within Boundary (Yes or No)	Is this institutional a residential facility?	Does the count reported in Section II below include only children aged 5-17 inclusive?	Number of Children (numeric only)
N/A					No <input type="radio"/> Yes <input checked="" type="radio"/>	No <input type="radio"/> Yes <input checked="" type="radio"/>	No <input type="radio"/> Yes <input checked="" type="radio"/>	0
N/A					No <input type="radio"/> Yes <input checked="" type="radio"/>	No <input type="radio"/> Yes <input checked="" type="radio"/>	No <input type="radio"/> Yes <input checked="" type="radio"/>	0





October Counts Impact Allocations

The October Count Survey determines the next year's allocations for LEAs with eligible Neglected and Delinquent Facilities:

- **Services to Neglected Students** (funded through Title I-A)
- **Services to Delinquent Students** (funded through Title I-D Subpart 2)

Comparable Program Design



ESSA Title I Part A Statutes

ESSA §1112 (b)(1)

To ensure that all children receive a **high-quality education**, and to **close the achievement gap** between children **meeting the challenging State academic standards** and those children who are not meeting such standards, each local educational agency plan shall describe—...

ESSA §1112 (b)(5)

How the local educational agency will **monitor students' progress** in meeting the challenging State academic standards and, **where appropriate, educational services outside such schools for children living in local institutions for neglected or delinquent children**, and for neglected and delinquent children in community day school programs;





LEA #1

- Three Targeted Assisted Schools
- Neglected Facility is within the LEAs boundaries
- LEA Reported 234 neglected students

LEA #2

- Nine Schoolwide Schools
- One School Not Funded
- Neglected students is within the LEAs boundaries
- LEA Reported 77 neglected students






Planning a Comparable Program under Set-Aside 10

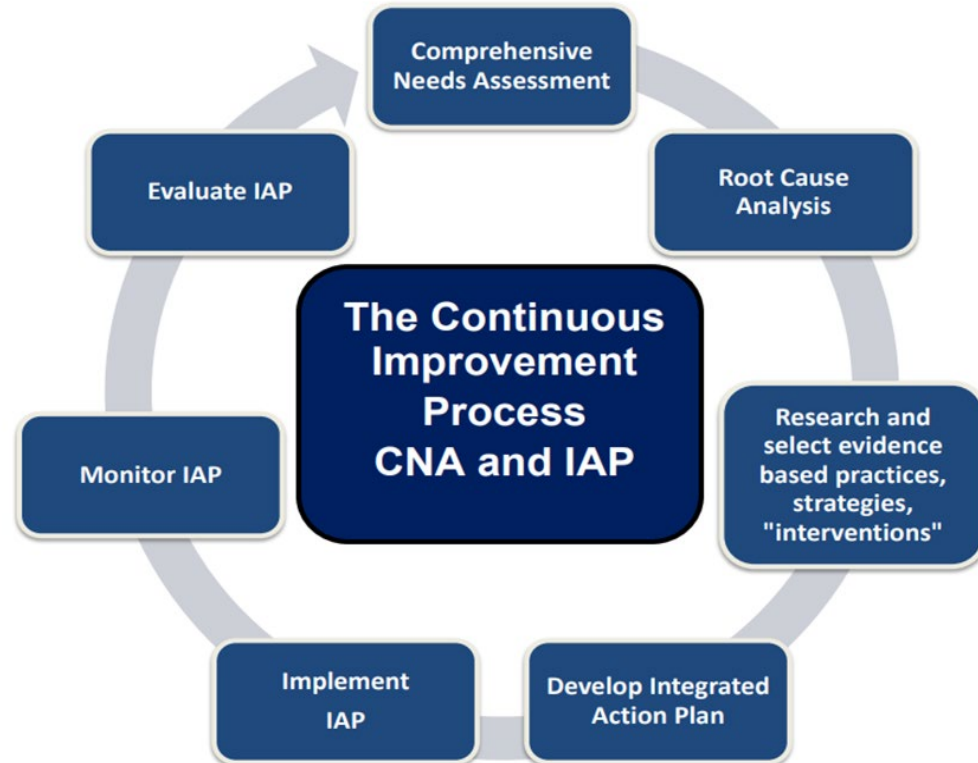
PLANNING



LIAP



CNA-RCA-IAP



Reviewing and Continually Updating IAP

Engage stakeholders

Review IAP, goals, and action steps.

Review evidence that has been gathered.

Interpret your data and the significance of the results.

Determine adjustments to be made

Communicate outcomes



Supporting Academics



Supporting Transportation



Supporting Unique Academics



Supporting Internships



Supporting STEAM



Supporting Postsecondary



Supporting Health & Social Services



Supporting Professional Growth



Supporting Transition



Supporting Transition

- Transition Support Specialists
- Student Records
- Family Engagement
 - Not an inclusive list



Set-Aside 10: LEA Examples

- Instructional Support for Negelected Youth
 - Read 180 and Math 180
- Social Worker
- Special Education Evaluations
- Accessing records such as transcripts, birth certificates, IEPs
- Family Resource Center (housed within the district)

Determining Set-Aside 10



Examples of Set-Aside 10 Options

Per Pupil Allocation

Formula Option:

October Count Reported X PPA

$$99 \times \$408.92 = \mathbf{\$40,483.08}$$

Percentage of Allocation


Formula Option:

1. October Count / Student Poverty Count = %
2. Title I Allocation X % above

$$99 / 2,101 = .047$$

$$\$687,305.64 \times .047 = \mathbf{\$32,303.37}$$

Necessary, Reasonable, & Allocable Amount



\$26,000





LEA # 1

Student Enrollment : 10,675

Student Poverty Count: 2,101/ 19.68%

October Count Reported: 234

Title I PPA amount: \$408.92

Total Title I Allocation \$687,305.64

School Eligibility

Public District - FY 2023 - Medium Risk - ESEA Consolidated - Rev 0 - Title I LEA

Go To ▶

School Eligibility – How to ensure your information is correct

PK - 05	Targeted Assistance	679	185	27.25 %	1	<input checked="" type="checkbox"/>	<input type="checkbox"/>	None
KG - 04	Targeted Assistance	618	131	21.20 %	2	<input checked="" type="checkbox"/>	<input type="checkbox"/>	None
PS-05	Targeted Assistance	1039	205	19.73 %	3	<input checked="" type="checkbox"/>	<input type="checkbox"/>	None
PK - 05	Not Funded	836	144	17.22 %	4	<input type="checkbox"/>	<input type="checkbox"/>	None
UG - 05	Not Funded	662	99	14.95 %	5	<input type="checkbox"/>	<input type="checkbox"/>	None
KG-6	Not Funded	964	144	14.94 %	6	<input type="checkbox"/>	<input type="checkbox"/>	None
PS - 06	Not Funded	946	54	5.71 %	7	<input type="checkbox"/>	<input type="checkbox"/>	None
PS - 06	Not Funded	315	0	-100.00 %	8	<input type="checkbox"/>	<input type="checkbox"/>	None
05 - 06	Not Funded	444	174	39.19 %	9	<input checked="" type="checkbox"/>	<input type="checkbox"/>	None
06 - 08	Not Funded	603	255	42.29 %	10	<input checked="" type="checkbox"/>	<input type="checkbox"/>	None
09 - 12	Not Funded	2227	568	25.51 %	11	<input checked="" type="checkbox"/>	<input type="checkbox"/>	None
	Not Funded	1342	142	10.58 %	12	<input type="checkbox"/>	<input type="checkbox"/>	None
PK - 06	Not Funded			-100.00 %		<input type="checkbox"/>	<input type="checkbox"/>	None
Totals:		10,675	2,101	19.68 %				





LEA # 1

Student Enrollment : 10,675

Student Poverty Count: 2,101/19.68 %

October Count Reported: 234

Title I PPA amount: \$408.92

Total Title I Allocation \$687,305.64



LEA # 1

Student Enrollment : 10,675

Student Poverty Count: 2,101/19.68 %

October Count Reported: 234

Title I PPA amount: \$408.92

Total Title I Allocation \$687,305.64

PPA List - 100% Rule

Public District - FY 2023 - High Risk - ESEA Consolidated - Rev 0 - Title I LEA

Go To

125% Minimum Per Pupil Allocation (PPA) \$

School/ Attendance Area	Low Income Attendance		Min. Alloc	Actual Allocation	
	%	#Public		PPA	Total
A	B	C	D PPA x C	E	F E x C
	27.25	<input type="text" value="185"/>	<input type="text" value="75,649.42"/>	<input type="text" value="408.92"/>	<input type="text" value="75,650.20"/>
	21.20	<input type="text" value="131"/>	<input type="text" value="53,567.97"/>	<input type="text" value="408.92"/>	<input type="text" value="53,568.52"/>
	19.73	<input type="text" value="205"/>	<input type="text" value="83,827.73"/>	<input type="text" value="408.92"/>	<input type="text" value="83,828.60"/>
Total low-income students across the LEA		2101	Total School Allocations		<input type="text" value="213,047.32"/>
Remaining Amount for LEA (Set-Asides):					<input type="text" value="474,258.32"/>





LEA #1

- Three Targeted Assisted Schools
- Neglected Facility is within the LEAs boundaries.
- LEA Reported 234 neglected students reported.

LEA #2

- Nine Schoolwide Schools
- One School Not Funded
- Neglected students is within the LEAs boundaries.
- LEA Reported 77 neglected students in reported



Examples of Set-Aside 10 Options

Per Pupil Allocation

Formula Option:

October Count Reported X PPA

$$99 \times \$408.92 = \mathbf{\$40,483.08}$$

Percentage of Allocation

Formula Option:

1. October Count / Student Poverty Count = %
2. Title I Allocation X % above

$$99 / 2,101 = .047$$

$$\$687,305.64 \times .047 = \mathbf{\$32,303.37}$$

Necessary, Reasonable, & Allocable Amount



\$26,000



LEA #1 – Opted PPA

- Three Targeted Assisted Schools
- Neglected Facility is within the LEAs boundaries.
- LEA Reported 234 neglected students reported.
- **Comparable services - Math Interventionists - Targeted Like Program; Instructional Coach; and Read 180/Math 180**

Per Pupil Allocation

Formula Option:
October Count Reported X PPA

99 X \$408.92 . = **\$40,483.08**





LEA #2 – Reasonable Amount

- Nine Schoolwide Schools
- One School Not Funded
- Neglected students is within the LEAs boundaries.
- LEA Reported 77 neglected students in reported
- **Comparable services – Contracted services for Southwest Behavioral for counseling support**

Reasonable Amount

Total Allocation = \$4,527,156.44

Reasonable Amount: \$100,000



Completing your ESEA Consolidated Application



NEW Assurances and Set-Aside

- **Assurances # 8 and 17**

8) ..to provide services to children in local institutions for neglected children; and, if appropriate children in local institutions for delinquent children, and neglected and delinquent children in community day school programs, if LEA reports student counts in completion report. These services must be comparable to those provided to children in Title I schools. ESEA Section 1113(c)(3)(A)(ii) and (iii).

17) The LEA serves students who are living in local institutions for neglected or delinquent children and/or are in community day school programs; in the LEA-IAP in GME - Planning Tool the LEA will describe the nature of the programs to be conducted by Title I schools and, where appropriate, educational services for children living in local institutions for neglected or delinquent children, and for neglected and delinquent children in community day school programs

- **Set-Aside 10**

10. Neglected or Delinquent Support - Additional support for neglected or delinquent students. Only LEAs that reported student counts are required to set aside funds for transition or other support programs.



Title I Budget

Budget Example

Set Aside 10: Classified Salary - Administrative Assistant: 1 @ .5 FTE = \$22,236.55

Set Aside 10: School Community Liaison - To Support N & D students: 1 @ 1 FTE = \$27,410.83

Set Aside 10 Total = \$49,647.38



CNA & LIAP

TAGS: Fiscal and Programmatic

AS 2.3.5) Support for Homeless, Fostered, McKinney Vento, Neglected and Delinquent Students

Title I LEA

Homeless - 7a

LEA Fam/Com

N or D

Details

Action Step Description: Homeless, foster, McKinney Vento, Neglected and Delinquent students are provided with supplemental supports, both academic and non-academic, to include access to transportation to school, supplies, clothing, tutoring, necessities, and tuition to summer programs. The TUSD Heart Team (Homeless Education and Resource Team) finds needed services and supports. Transportation plan in place for fostered children. Sites can reach TUSD Heart via the district website and by calling. District system recognizes eligible students and permits students to attend school of origin, provides transportation, and permits students to attend while collecting documentation for enrollment. TUSD Heart maintains records of eligibility and services provided.

Person Responsible for this Action Step: [REDACTED] Organization Role: McKinney Vento Program Coordinator)

Timeline: 7/1/2020 to 6/30/2021

ESSA Evidence:

AS 2.3.6) School Community Liaison to support N or D students

21CCLCONT2

N or D

Braiding of Funds

Details

Action Step Description: [REDACTED] will utilize a School Community Liaison (1.0 FTE) to support the needs of students considered neglected or delinquent. Liaison will collect and distribute supplies and supports to students in need.

Person Responsible for this Action Step [REDACTED] (Organization Role: Director of Family Engagement)

Timeline: 7/1/2020 to 6/30/2021

ESSA Evidence:



Reminders for Success

Please Do:

1. Complete and Submit Neglected or Delinquent October Count
2. Record all details regarding your LEA choices for N or D services in your LIAP
3. Generate Action Steps in LIAP for Set-aside 10
4. Funding and Programmatic Tags on LIAP Action Steps
 - **Set Aside #10 NorD**

Resources



**ARIZONA DEPARTMENT
OF EDUCATION**

[Neglected or Delinquent](#)

[U.S. Department of Education OESE](#)



[National Technical Assistance Center](#)





WE ARE HERE TO HELP

Sue Edman, Educator and School Excellence Director
sue.edman@azed.gov (602) 542-2014

Karon Boor, Educator and School Excellence Fiscal Director
karon.boor@azed.gov (602) 364-1957

Cheri Wasiel, Program Specialist, N & D and RLIS
cherie.wasiel@azed.gov (602) 542-4877


Aaron Tyler, Project Data Specialist
kymberli.dillard@azed.gov (602) 542-4755

Ask your
[Program Specialists](#)





Thank you!



Thank you!

For attending the 2022 COP Spring forum!

Reminders:

Provide your feedback for each session

