



# **The Well-Rounded Education Access Report**

## **Using Arts and Physical Education Data to Drive Your Decision-Making Process**



**Title IV-A**

**Keri Schoeff- Title IV-A Safe, Healthy & Active  
Students Specialist**

**Julie Weissberg- Title IV-A Arts Education  
Specialist**



To ensure that all children receive a high-quality education, and to close the achievement gap between children meeting the challenging State academic standards and those children who are not meeting such standards, each local educational agency plan shall describe— (1) how the local educational agency will monitor students' progress in meeting the challenging State academic standards by—

(A) developing and implementing a well-rounded program of instruction to meet the academic needs of all students – ESSA Sec 1112

**WELL-ROUNDED EDUCATION.**—The term “well-rounded education” means courses, activities, and programming in subjects such as English, reading or language arts, writing, science, technology, engineering, mathematics, foreign languages, civics and government, economics, **arts**, history, geography, computer science, music, career and technical education, health, **physical education**, and any other subject, as determined by the State or local educational agency, with the purpose of providing all students access to an enriched curriculum and educational experience- ESSA Sec 8201

---

# Well- Rounded Education

---

# ESSA Statutory Language



**December 10, 2015** – President Obama signs the Every Student Succeeds Act, a bipartisan bill that will help make sure every student is prepared to succeed in a 21<sup>st</sup> century economy.


- Well Rounded education appears as a student's civil right
- Over 10 different federal funding sources that could be used to fund Arts & Physical Education
- First time in our Nation's history that Arts and Physical Education are named in a meaningful way in Education Law.

**Well-Rounded Education: A Student Civil Right**

## ENHANCED FLEXIBILITY: AN OPPORTUNITY TO SUPPORT STUDENT-CENTERED PROGRAMS & WELL-ROUNDED EDUCATION

- Improving access to foreign language instruction, arts, and music education
- Social emotional learning (SEL) programs and interventions
- Supporting college and career counseling, including providing information on opportunities for financial aid through the early FAFSA
- Providing programming to improve instruction and student engagement in science, technology, engineering and mathematics (STEM), including computer science, and increasing access to these subjects for underrepresented groups
- Promoting access to accelerated learning opportunities including Advanced Placement (AP) and International Baccalaureate (IB) programs, dual or concurrent enrollment programs and early college high schools for identified low-income students
- Strengthening instruction in American history, civics, economics, geography, government education, and environmental education

In general, an LEA may use funds under section 4107 for any program or activity that supports student access to and success in well-rounded educational experiences.



## **Arizona Administrative Code R7-2-301**

Students shall demonstrate competency as defined by the State Board-adopted academic standards, at the grade levels specified (K-8), in the following required subject areas. District and charter school instructional programs shall include an ongoing assessment of student progress toward meeting the competency requirements.

These shall include the successful completion of the academic standards in at least reading, writing, mathematics, science and social studies, as determined by district and/or statewide assessments.

1. English language arts;
2. Mathematics;
3. Science;
4. Social Studies; including civics;
5. The Arts, which may consist of two or more of the following: visual arts, dance, theatre, music, or media arts;
6. Health/Physical Education

# Collaboration through Collective Impact

## Title IV-A

- Arts Education
  - Dance
  - Media Arts
  - Music
  - Theatre
  - Visual Arts
- Physical Education





## Cycle 4 Desktop Monitoring Process

During Your Cycle 4 Visit a Title IV-A Specialist Will:

- Complete the Cycle 4 desktop review to ensure that Title IV-A programs are compliant
- Complete the Well-Rounded Education Access Report using the Arts and Physical Education Data Dashboards
- Discuss any additional supports and recommendations with the LEA regarding Well-Rounded Education access for students



## Arizona Department of Education Cycle 4 Well Rounded Education Access

Desktop Review

LEA Name:		Date(s) of Visit:	
Title IV-A Specialist:		County: Maricopa	CTDS:
Arts and Physical Education Data School Year: 2020-2021			
<b>Fiscal Summary</b>			
FY21 Total Title IV-A Allocation/Amount spent:			
\$			
Did the LEA transfer any funds to another funding source? <input type="checkbox"/> Yes <input type="checkbox"/> No			
If transferred, where were Title IV-A funds transferred to?			
Title I	<input type="checkbox"/> Yes <input type="checkbox"/> No		
Title II	<input type="checkbox"/> Yes <input type="checkbox"/> No		
Title V (RLIS)	<input type="checkbox"/> Yes <input type="checkbox"/> No		







### 1. Data Reporting:

For this section, Title IV-A staff will be pulling LEA student course enrollment data as reported to the Arizona Department of Education. Information is displayed through the Arizona [Arts Education Data Dashboard](#) and [Physical Education Data Dashboard](#)

Arts Education Enrollment for the LEA	
Total School Enrollment	
Percentage of Arts Education Enrollment	

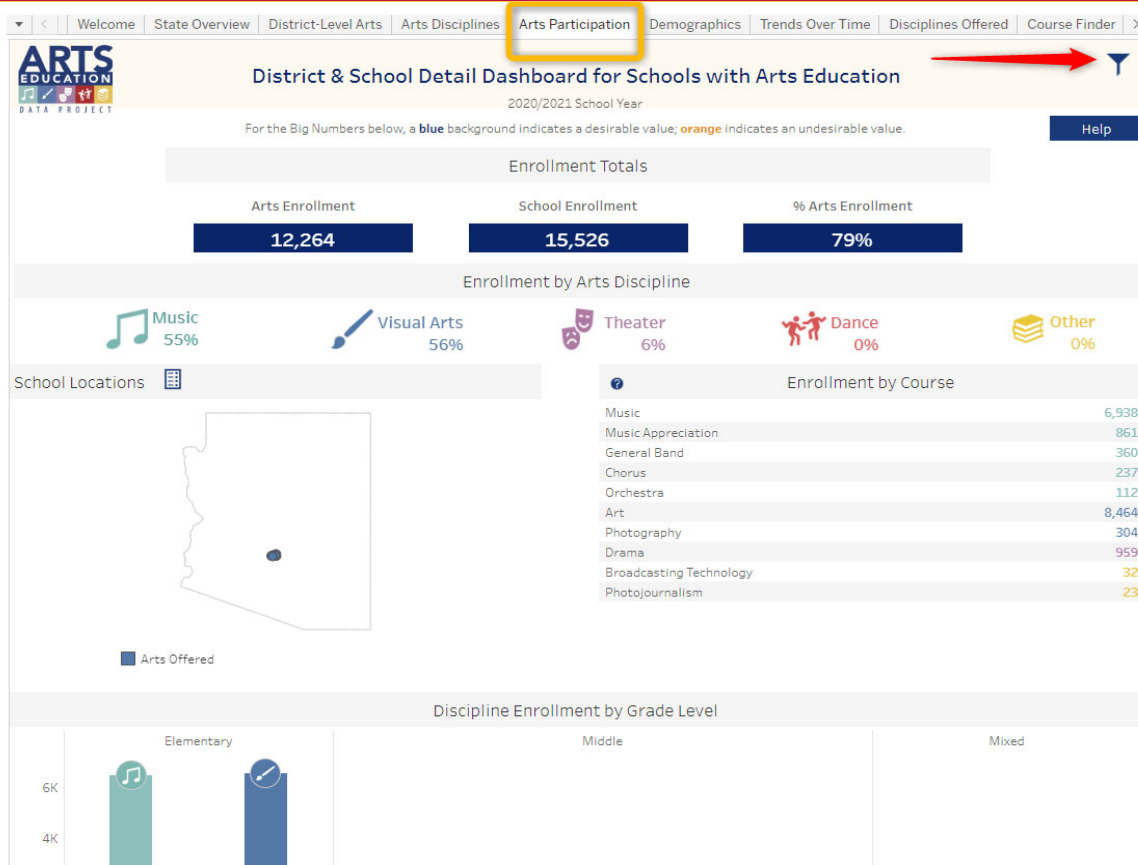
#### Arts Enrollment by Artistic Discipline:

Music	
Art	
Theatre	
Dance	
Other	

#### Physical Education Enrollment:

Physical Education Enrollment for the LEA	
Total School Enrollment	
Percentage of Physical Education Enrollment	

# Arts Education Data Dashboard



- Find the **Arts Participation** page
- Click on the **Filter** button on the top right-hand corner and select your county and district.



# Exploration Time!

1. Find your LEA
2. What is the **overall Arts enrollment percentage** for your LEA? Does that seem accurate?
3. Which **Artistic Disciplines** are being offered? Does that seem accurate?

Put any questions you have in the chat

Participation | Demographics | Trends Over Time | Disciplines Offered | Course Finder >

### Arts Education

School Year (end): 2021  
District Name: (All)

Participation in All Districts (60%)  
Schools

**type to search here**

School-Majority  
Statewide average = gray

Hispanic	870	sch
Native American	96	sch
No Majority	450	sch
Other	15	sch
White	730	sch

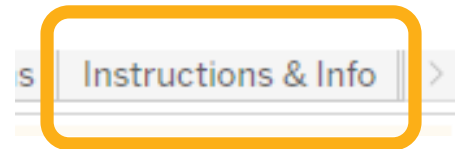
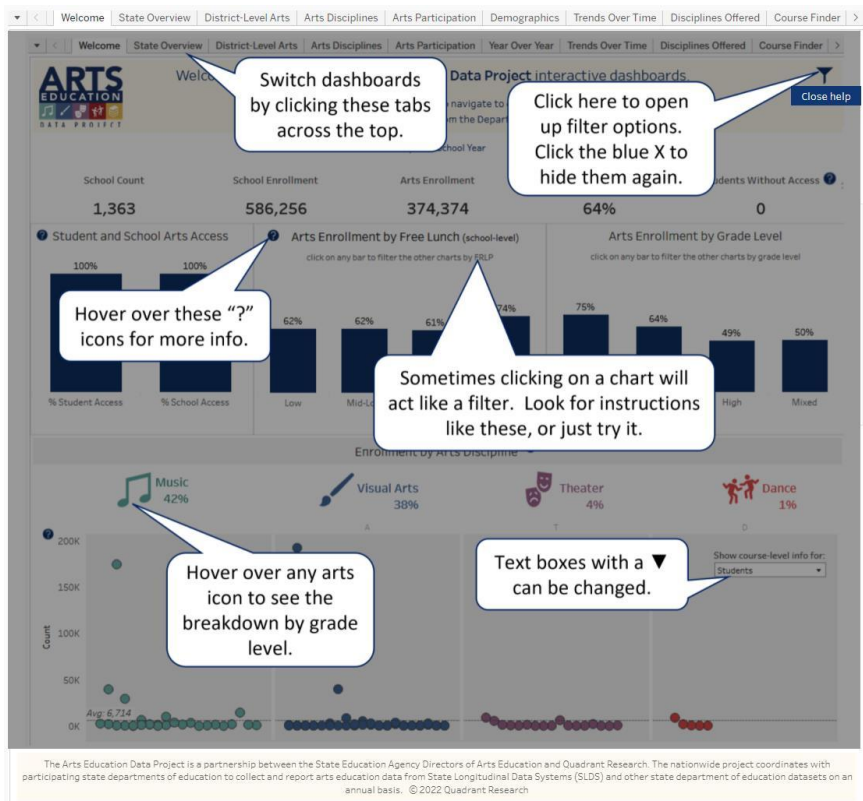
Free and Reduced  
Statewide average = gray

Low	901	sch
Mid-Low	504	sch
Mid-High	414	sch
High	342	sch

Arts Disciplines:

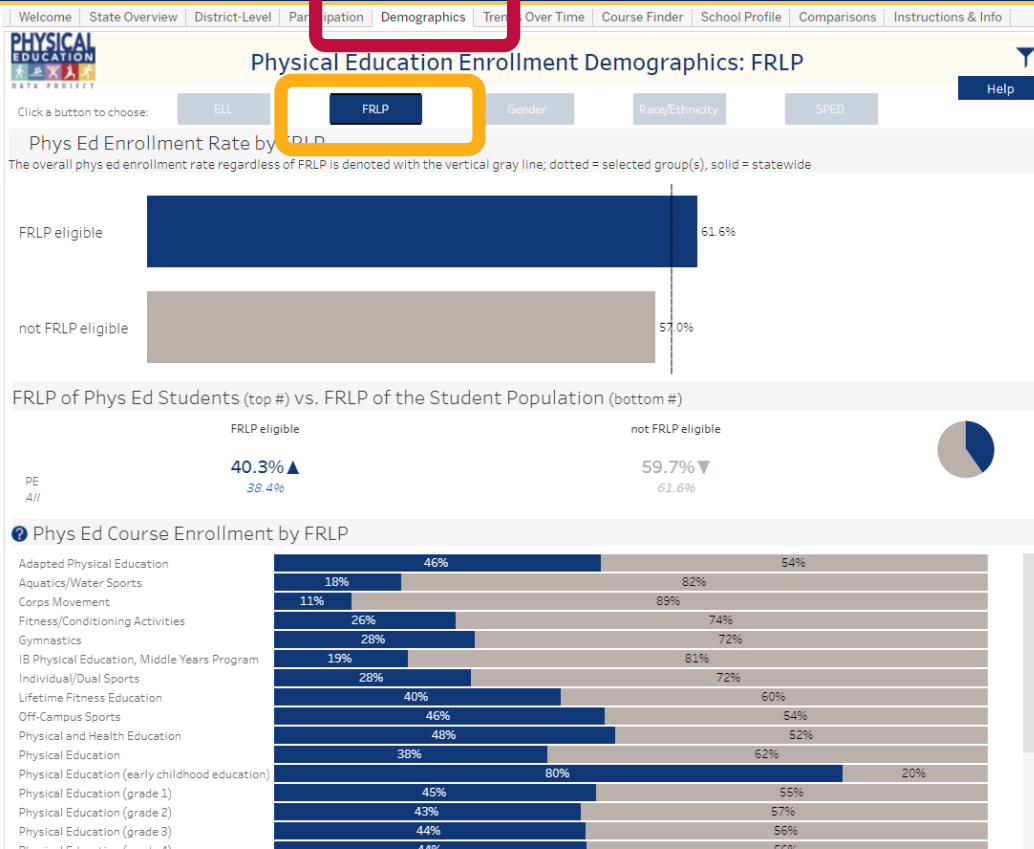
- Theater
- Dance
- Other

# HELP!



- Where can you go if you need help exploring the Dashboards?
- **Help Button**
- **Instructions and Info**

# Physical Education Data Dashboard




- Click on the link provided in the chat
- Find the **Demographics** page
- Click on the **FRLP** button near the top of the page
- Click on the Filter button on the top right-hand corner and find your LEA
- Does the percentage that's showing reflect what is happening at your LEA?

## Exploration Time!

Where could you go on either Dashboard to see if an LEA or school offers a specific course?

Where could you go on either Dashboard to see the number of students without access to Arts or Physical Education?



This Photo by Unknown Author is licensed under [CC BY](#)





# LEA Reporting Toolkit

What if your LEA or school data isn't accurate?

The graphic features a central red line graph with five data points showing an overall upward trend. Surrounding the graph are various icons representing different aspects of education and well-being: a paint palette, a heart with a pulse line, a musical note, a person running, a person jumping, a film camera, a person meditating, a person with arms raised, a person with arms raised, a person with arms raised, and a person with arms raised. The entire graphic is set against a white background with a dark blue border.

**Well-Rounded Education  
Data: LEA Reporting  
Toolkit**

## Using the Data to Drive Decisions



- How does the Well-Rounded Education Access Report inform your Title IV-A programming?
- How would you use the Well-Rounded Education Access Report data during your C.N.A. process?
- What stakeholders would benefit from the Well-Rounded Education Access Report data?



# Exit Ticket

**Please take a minute to answer one of these questions in the chat:**

- **One key takeaway from this session is...**
- **One question that I have is...**



THANK YOU!



## Title IV-A

Keri Schoeff – Safe and Healthy Students Specialist

[Keri.Schoeff@azed.gov](mailto:Keri.Schoeff@azed.gov)

(602)771-5718

Julie Weissberg– Title IV-A Arts Education Specialist

[Julie.Weissberg@azed.gov](mailto:Julie.Weissberg@azed.gov)

(602)542-5179

[www.azed.gov/titleiv-a](http://www.azed.gov/titleiv-a)

[TitleIV-A@azed.gov](mailto:TitleIV-A@azed.gov)