



Indicators 11 and 13 for Federal Fiscal Year 2021 State Performance Plan and Annual Performance Report

**Exceptional Student Services (ESS)
Special Education Advisory Panel (SEAP)**

September 27, 2022

Introduction

What is the SPP/APR?

The State Performance Plan (SPP)/Annual Performance Report (APR) is a required, annual, federal special education data collection overseen by the Office of Special Education Programs. It is outlined under a variety of sections in the Individuals with Disabilities Education Act (IDEA). ESS reports on portions of this information to SEAP throughout the year.

State Performance Plan Indicators

Indicator 11, Child Find

Indicator 1:
Graduation

Indicator 2:
Dropout

Indicator 3:
Assessment

Indicator 4:
Discipline
Removal Rates
(A: all IEP, B: by
Race/Ethnicity)

Indicator 5:
School-Age
Educational
Environments

Indicator 6:
Preschool
Educational
Environments

Indicator 7:
Preschool
Outcomes

Indicator 8:
Parent
Involvement

Indicator 9:
Disproportionality
in Identification

Indicator 10:
Disproportionality
in Identification
by Race/Ethnicity

Indicator 11:
Child Find

Indicator 12:
Preschool
Transition

Indicator 13:
Secondary
Transition

Indicator 14:
Post School
Outcomes

Indicator 15:
Mediation

Indicator 16:
Resolution
Sessions

Indicator 17:
State Systemic
Improvement Plan



Exceptional
Student Services

[Link to Summarized Descriptions
of IDEA Part B Indicators](#)


Indicator 11: Child Find Introduction

Description

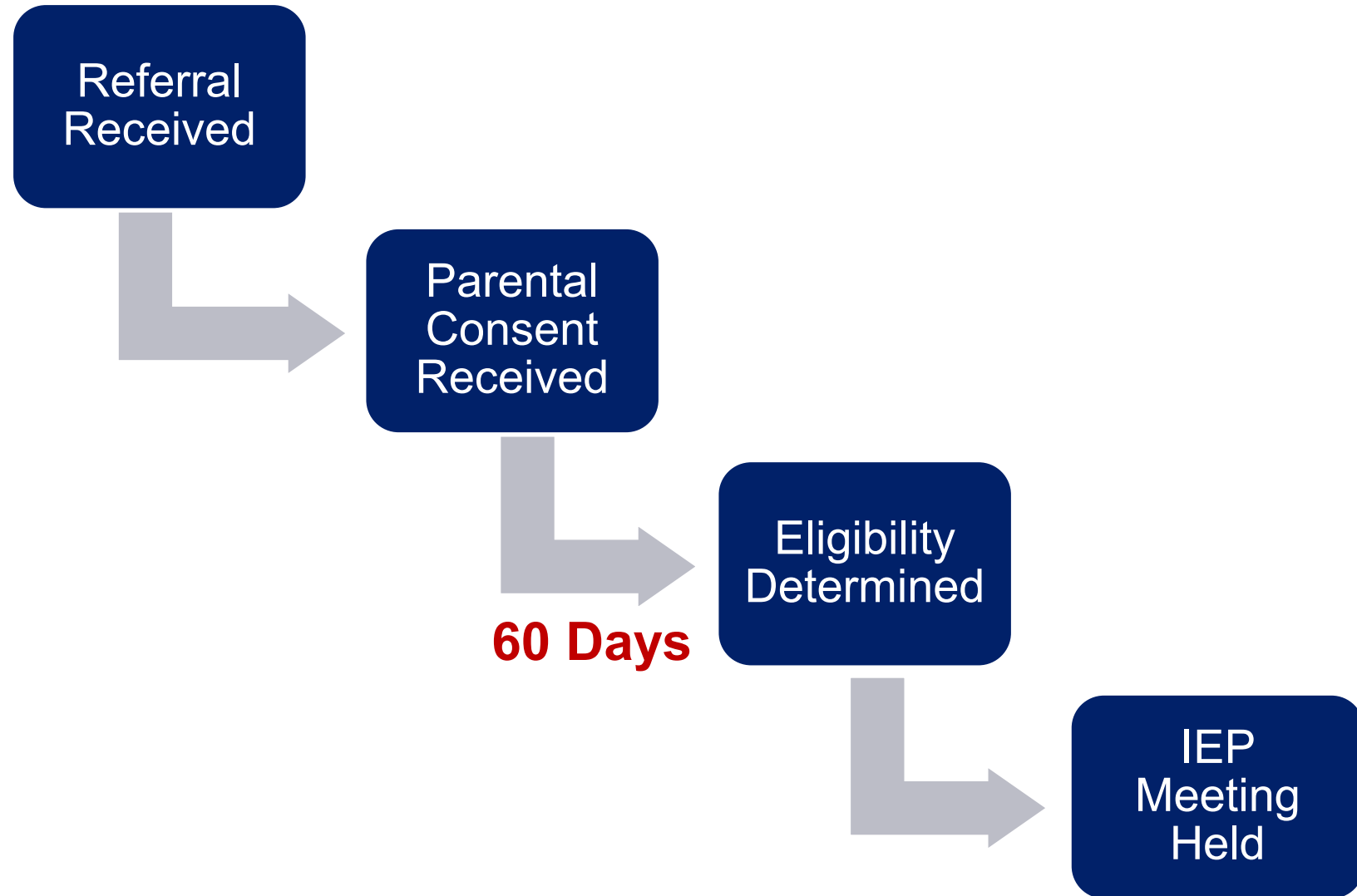
- Child Find measures the percent of students with parental consent to evaluate who were evaluated and for whom eligibility was determined within 60 days (or the State established timeline). 20 U.S.C. § 1416(a)(3)(B).

Data Source

- Data is collected from Arizona's Monitoring system and is based upon a file review of a sample of files from PEAs in year 4 of their monitoring cycle.

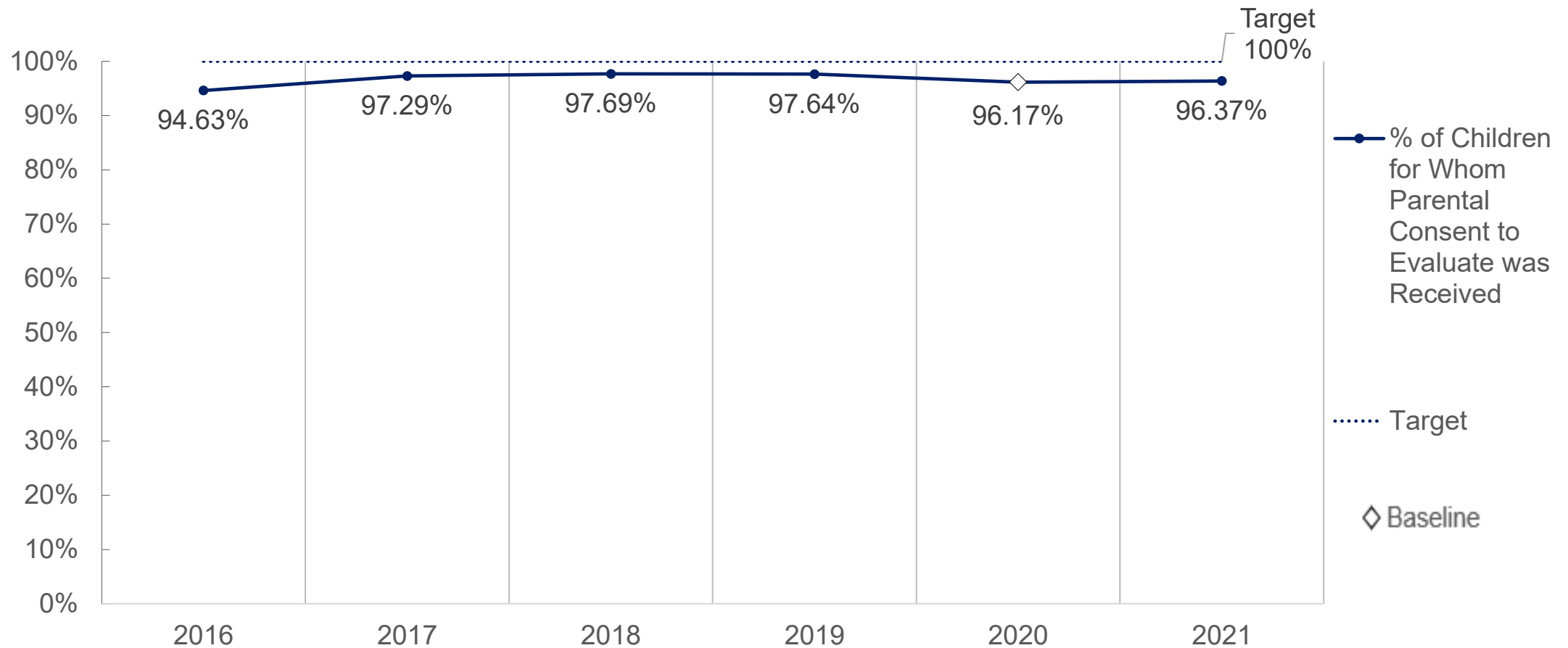


Indicator 11: Process



Indicator 11 Data: Percent of Children Evaluated Within 60 Days of Parental Consent

2016	2017	2018	2019	2020	2021
94.63%	97.29%	97.69%	97.64%	96.17%	96.37%



State Performance Plan Indicators

Indicator 13, Secondary Transition

Indicator 1:
Graduation

Indicator 2:
Dropout

Indicator 3:
Assessment

Indicator 4:
Discipline
Removal Rates
(A: all IEP, B: by
Race/Ethnicity)

Indicator 5:
School-Age
Educational
Environments

Indicator 6:
Preschool
Educational
Environments

Indicator 7:
Preschool
Outcomes

Indicator 8:
Parent
Involvement

Indicator 9:
Disproportionality
in Identification

Indicator 10:
Disproportionality
in Identification
by Race/Ethnicity

Indicator 11:
Child Find

Indicator 12:
Preschool
Transition

Indicator 13:
Secondary
Transition

Indicator 14:
Post School
Outcomes

Indicator 15:
Mediation



Exceptional
Student Services

Indicator 16:
Resolution
Sessions

Indicator 17:
State Systemic
Improvement Plan

[Link to Summarized Descriptions
of IDEA Part B Indicators](#)


Indicator 13: Secondary Transition Introduction

Description

- Percent of youths with IEPs aged 16 and above with an IEP that includes a compliant postsecondary transition plan. This plan includes the 8 components outlined in IDEA.

Data Source

- Data is collected from Arizona's Monitoring system and is based upon a file review of a sample of files from PEAs in year 4 of their monitoring cycle.



Indicator 13: Measurement

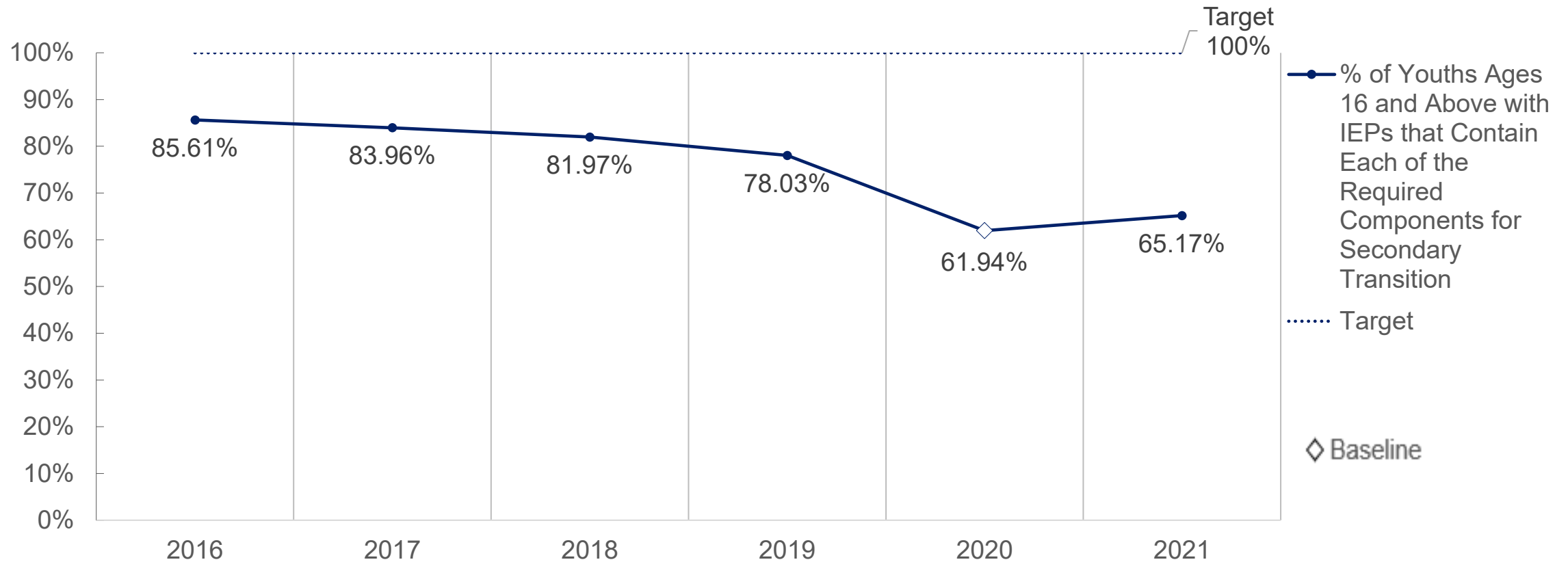
8 Components

1. Measurable postsecondary goals (MPGs)
2. MPGs are updated annually
3. MPGs are based on age-appropriate assessments
4. One or more transition services/activities that support MPGs
5. Course of study that supports MPGs
6. IEP goals that will reasonably enable the student to meet MPGs
7. Documentation that the student was invited to the meeting
8. Evidence that an agency representative has been invited to the meeting when parental consent obtained

In order to be considered “in compliance,” all 8 components must be compliant.

Indicator 13 Data: Percent of Youths of Ages 16+ That Meet All 8 Components

2016	2017	2018	2019	2020	2021
85.61%	83.96%	81.97%	78.03%	61.94%	65.17%





Contact Us

Special Education web page: <https://www.azed.gov/specialeducation>

Team email: ESSOperations@azed.gov

Angela Odom

Director of Program Support and Monitoring
Exceptional Student Services