

402: Updates from ADE School Finance

AASBO Spring Conference

4/7/2022



Kathy Hoffman
Superintendent of Public Instruction

**Charlie Martin, Deputy Associate
Superintendent**

Agenda

- **Review student data collection and reports**
- **Review payment calculation reports**
- **Spring 2022 updates**
 - **Gifted add-on funding**
 - **Financial and compliance audit reports**
 - **Aggregate Expenditure Limit**
 - **System enhancements**



Introduction to School Finance

- School Finance distributes about \$6B in state funding for education in accordance with formulas in state law
- 15 staff divided between two teams
- One team focuses on collecting the data necessary to calculate payments and related reporting
 - [Help Desk](#) or (602) 542-5695
- One team uses the data to calculate and process payments and manages the collection of budgets/financial reports and corresponding state-level reporting
 - SFBudgetTeam@azed.gov
 - SFPaymentTeam@azed.gov



Introduction to School Finance

- **State funding is determined primarily by current year student enrollment**
- **Student-specific, district-specific, and charter-specific factors affect funding:**
 - **Add-on funding for students with special education needs, English learners, and certain grades**
 - **Small districts/charters receive more per pupil**
 - **TEI, base level adjustments (teacher compensation, 200 day calendar)**



Data Collection and Payment Process

- **Monthly data capture reminder to encourage district/charter data reconciliation**
- **Communicate preliminary payment**
- **Work with districts and charters to process corrections**
- **Review payment calculations and apply adjustments**
- **Finalize/distribute payment and publish related reports**



Student Data Collection and Reports

Data Capture

Welcome to School Finance

School Finance proactively partners with Arizona education organizations to facilitate timely, accurate data collection and precise, transparent payments. We support submittal of accurate student, staff, and transportation data, educate on data reconciliation reports and best practices, and assist with error correction as needed. We use the data collected and statutory formulas to precisely calculate and distribute state payments and publish corresponding data to enable stakeholders to verify calculations. Additionally, School Finance collects and reports critical financial education organizations, state leaders and the Federal government.

Stay Connected with School Finance

School Finance provides regular updates on requirements, processes, and deadlines | Topics. Please subscribe to School Finance emails to be notified when new Hot Topic | Additionally, it is possible to view all previously published Hot Topics by using the link | Hot Topics related to budgets, data, or payments by using the dedicated links under F

[View School Finance Hot Topics](#)

[Subscribe to School Finance Emails](#)

Important Dates

[FY 2022 AzEDS Data Capture Dates](#)

[School Finance Due Dates](#)

FY 2022 AzEDS Data Capture Dates

Every month ADE uses student data submitted by LEA's to calculate Average Daily Membership (ADM). ADM is used as the basis for state aid funding. LEA's submit student data to AzEDS and ADM is calculated in the ADM Calculation Engine (ACE). The student data must reside within AzEDS on time to be included in the scheduled Integrity and ACE processing for each month's payment. The API for FY22 will open on 6/1/2021.

<u>Data Capture Deadline, 5 p.m.</u>	<u>To be considered for:</u>
July 6, 2021	Payment on August 2, 2021
August 3, 2021	Payment on September 1, 2021
September 7, 2021	Payment on October 1, 2021
October 5, 2021	Payment on November 1, 2021
November 2, 2021	Payment on December 1, 2021
December 7, 2021	Payment on January 3, 2022
January 4, 2022	Payment on February 1, 2022
February 8, 2022	Payment on March 1, 2022
March 8, 2022	Payment on April 1, 2022
April 5, 2022	Payment on May 2, 2022
May 3, 2022	Payment on June 1, 2022
June 7, 2022	Payment on June 30, 2022
July 15, 2022	FY22 Year-End Recalculation



Data Capture Reminder

Home / School Finance / School Finance Blog / April Data Capture Reminder

April Data Capture Reminder

WED, MAR 30 2022 · DATA HOT TOPICS

April's data capture for the May payment is scheduled for 4/5/22 at 5pm. Please ensure you've reconciled your data prior to data capture as payments will be based on data in AzEDS.

Please review and reconcile your SIS data against the following reports in AzEDS:

- INTEG15 – free and clear of membership ADM Integrity errors
- STUD10 – validate that all of your students have landed in AzEDS
- ADM15 – ensure all students expected to generate funding are indicated as fundable
- ADM20, SPED20, and EL20 – ensure that your ADM is what you expect for each ADM type

The following videos provide general information related to the data reconciliation process:

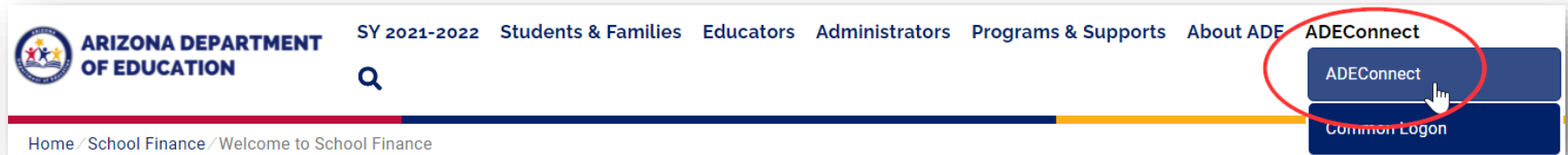
- Introduction to Data Verification Reports: <https://youtu.be/ou9Jst9qnsq>
- Introduction to Data Verification Reports 2: https://youtu.be/_m3uEo3OGRl
- Introduction to Integrity: <https://youtu.be/PYzBAEZmiSs>

Your prior payment reports can be found here: <https://schoolfinancereports.azed.gov/>.



Access AzEDS via ADEConnect

www.azed.gov



ARIZONA DEPARTMENT OF EDUCATION

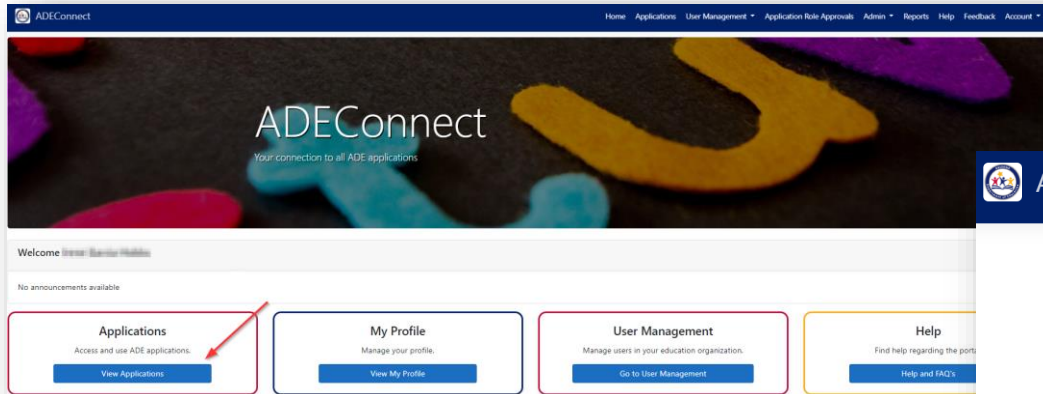
SY 2021-2022 Students & Families Educators Administrators Programs & Supports About ADE

ADEConnect

ADEConnect

Common Logon

Home / School Finance / Welcome to School Finance



ADEConnect

Home Applications User Management Application Role Approvals Admin Reports Help Feedback Account

ADEConnect

Your connection to all ADE applications

Welcome [User Name] Basic Profile

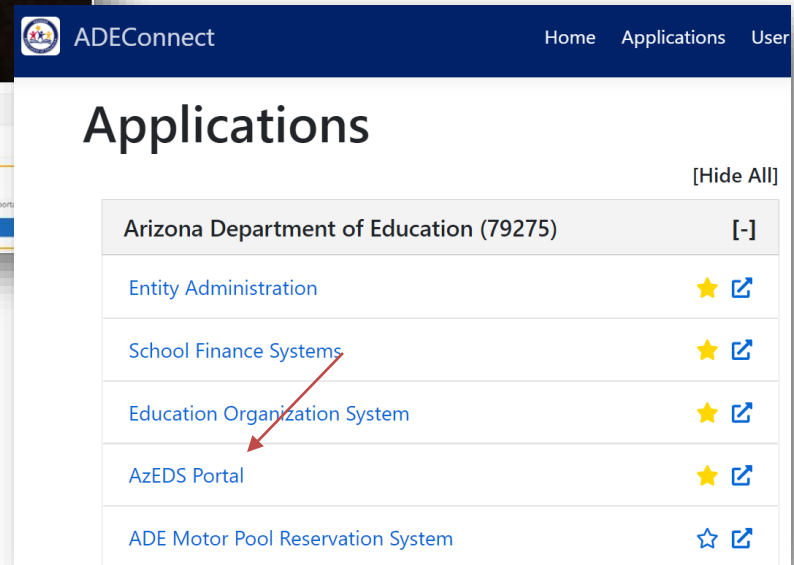
No announcements available

Applications
Access and use ADE applications.
View Applications

My Profile
Manage your profile.
View My Profile

User Management
Manage users in your education organization.
Go to User Management

Help
Find help regarding the portal.
Help and FAQs



ADEConnect

Home Applications User

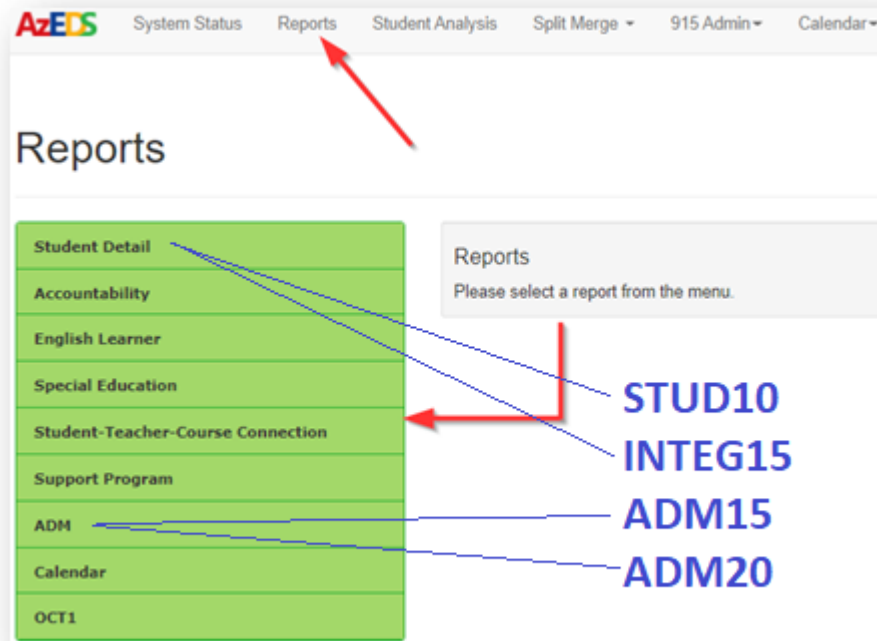
Applications

[Hide All]

Arizona Department of Education (79275)	[-]
Entity Administration	★ ↗
School Finance Systems	★ ↗
Education Organization System	★ ↗
AzEDS Portal	★ ↗
ADE Motor Pool Reservation System	☆ ↗



Reports in AzEDS



Once in AzEDS, you'll click on Reports in the top menu and then select the report you'd like to view from the drop-down list in each option on the left. The reports available will depend on your ADEConnect roles. An Entity Administrator can modify roles in ADEConnect.



STUD10 Summary

- **Pre-Integrity report (data as submitted, not yet validated for payment)**
- **Eight reports in one:**
 - **School Enrollment – membership data, calendar, etc.**
 - **FTE – start/end dates, FTE**
 - **Tuition Payer – start/end dates, Tuition Payer Code**
 - **Special Enrollment – CEC-A, CEC-B, Open Enrollment, etc.**
 - **Homebound – start/end dates**
 - **Chronic Health Problem – start/end dates**
 - **Student/Parent Information – relationship type, names, etc.**
 - **Student Address – home and mailing addresses**



STUD10 Example

This report enables verification of the school enrollment, FTE, tuition payer, special enrollment, homebound, chronic health, student/parent, and student address data that has landed in AzEDS. The STUD10 can be pulled by specific school and grade.

STUD10 - Student Data Verification Report

The Student Data Verification Report comprises eight unique informational reports: School Enrollment Information; FTE Information; Tuition Payer Information; Special Enrollment Information; Homebound Information, Chronic Health Problem Information, Student Parent Information and Student Address Information.

School(s): All Grade(s): Select options Page Breaks between Schools: Page Break between Grade Levels: Data Type: Select an Option

Include Summer Withdrawals (Only for School Enrollment Information):

[View Report](#)

- School Enrollment Information
- FTE Information
- Tuition Payer Information
- Special Enrollment Information
- Homebound Information

STUD10	A+ Charter Schools (1000166)	CTDS: 11-87-20-000												
Fiscal Year: 2022	Student Data Verification Report	Page: 1 of 33												
School Year: 2021 - 2022	School Enrollment Information	Report Date: 04/04/2022 03:50 PM												
School CTDS: 11-87-20-001														
School Name: A+ Charter Schools (1000972)														
Grade Level: 7														
District Student ID	State Student ID	Last Name	First Name	Middle Name	Birth Date	Memb Type	Enroll Code	CalendarCode	Start Date	Exit Code	Exit Date	Reported Absence Days	Reported Attendance Minutes	District Of Residence



STUD10 Reconciliation

- **STUD10 reports should be used to verify the student data submitted to AzEDS**
- **If data in the report does not match data in your Student Information System (SIS), it might be necessary to request support from your system vendor**
- **Every student who has been submitted successfully will appear, data validation tests have not yet been run**



INTEG15 Summary

- Post-Integrity report (data has been validated and errors documented)
- Displays results of data validation tests (integrity rules)
- Errors affecting Average Daily Membership (ADM) impact payments and should be resolved prior to the data capture date each month
- Reference guide with details regarding each error can be found here: <https://www.azed.gov/information-technology/azeds/reference>



INTEG15 Example

The INTEG15 report can be viewed in the browser or exported to Excel. It contains student identifying data, Integrity category, type, and status, and the error code and description.

District Student ID	State Student ID	Last Name	First Name	Middle Initial	Integrity Category	Integrity Type	Integrity Status	Severity	Error Code	Error Description	Entry Date
					ADM	Membership	F		-10124	Calendar/Track is not Valid,Certified,ADEApproved.	08/04/21
					ADM	Membership	F		-10200	Students who have received a high school diploma may not enroll in a public school	08/04/21
					ADM	Attendance	F		-10091	Absence/Attendance date falls outside the enrollment	
Total Records: 3											



INTEG15 Common Errors

Error Code	Message	Troubleshooting
10131	Preschool students not receiving SPED services must be reported with tuition payer 2 for each day of enrollment, Preschool students on an IEP and receiving SPED services should be reported with tuition payer 1 (regular) or 7 (ASDB voucher) for each day of enrollment.	Ensure PS students not receiving SPED services are reported with a TP code of 2. PS students who are receiving SPED services should either be reported with a TP of 1 or 7.
10091	Absence/Attendance date falls outside the enrollment.	Utilize the ABSATT10 report to view all attendance data report regardless of membership dates. Compare reported attendance to membership dates and instructional days and delete any outside the membership/calendar or correct the membership dates.
10124	Calendar/Track (calendar code) is not (valid, Certified, and/or ADE approved).	Ensure calendars are passing Integrity, Certified, and ADE approved. Utilize Calendar Reference document to troubleshoot calendar Integrity errors. Certification is done in AzEDS by an authorized user. Contact SF if your calendar shows it is not ADE approved.



ADM15 Summary

- **Post-Integrity report**
- **Shows student membership details and the regular, SPED, and ELL ADM generated**
- **The ADM15 report can only be exported to CSV due to the size (not possible to view in browser)**
- **The report should be filtered to match the corresponding report in your student information system for reconciliation purposes**



ADM15 Example

Execution																Interval	Funding	Limited Membership																		
Id	ADM Type	DataCaptureDate															Type	Days																		
165176	6418 Regular	## 12/05/2017 6:11PM	##	Me	##	Me	##	Zah B&i	##	##	Main	6	1	##	##	40	##	Fundable	Regular	##	##	40	1	40	40	1	0	1	0	0	0	1				
165177	6418 Regular	## 12/05/2017 6:11PM	##	Me	##	Me	##	Zah B&i	##	##	Main	6	1	##	##	100	##	Fundable	Regular	##	##	60	1	60	60	1	1	1	1	0	0	1				
165179	6418 Regular	## 12/05/2017 6:11PM	##	Me	##	Me	##	Zah B&i	##	##	Main	6	1	##	##	40	##	Fundable	Regular	##	##	40	1	40	40	1	0	1	0	1	1	1				
165181	6418 Regular	## 12/05/2017 6:11PM	##	Me	##	Me	##	Zah B&i	##	##	Main	6	1	##	##	100	##	Fundable	Regular	##	##	60	1	60	60	1	1	1	1	1	1	1				
165183	6418 Regular	## 12/05/2017 6:11PM	##	Me	##	Me	##	Zah B&i	##	##	Ma Op	6	1	##	##	40	##	Fundable	Regular	##	##	40	1	40	40	1	0	1	0	0	0	1				
165185	6418 Regular	## 12/05/2017 6:11PM	##	Me	##	Me	##	Zah B&i	##	##	Ma Op	6	1	##	##	100	##	Fundable	Regular	##	##	60	1	60	60	1	1	1	1	0	0	1				
165187	6418 Regular	## 12/05/2017 6:11PM	##	Me	##	Me	##	Zah B&i	##	##	Main	6	1	##	##	40	##	Fundable	Regular	##	##	40	1	40	40	1	0	1	0	0	0	1				
165188	6418 Regular	## 12/05/2017 6:11PM	##	Me	##	Me	##	Zah B&i	##	##	Main	6	1	##	##	100	##	Fundable	Regular	##	##	60	1	60	60	1	1	1	1	1	1	1				
165190	6418 Regular	## 12/05/2017 6:11PM	##	Me	##	Me	##	Zah B&i	##	##	Main	6	1	##	##	40	##	Fundable	Regular	##	##	40	1	40	40	1	0	1	0	1	1	1				
165193	6418 Regular	## 12/05/2017 6:11PM	##	Me	##	Me	##	Zah B&i	##	##	Main	6	1	##	##	100	##	Fundable	Regular	##	##	60	1	60	60	1	1	1	1	3	3	1				
165194	6418 Regular	## 12/05/2017 6:11PM	##	Me	##	Me	##	Zah B&i	##	##	Ma Op	6	1	##	##	40	##	Fundable	Regular	##	##	40	1	40	40	1	0	1	0	5	5	1				
165195	6418 Regular	## 12/05/2017 6:11PM	##	Me	##	Me	##	Zah B&i	##	##	Ma Op	6	1	##	##	100	##	Fundable	Regular	##	##	60	1	60	60	1	1	1	1	0	0	1				
165196	6418 Regular	## 12/05/2017 6:11PM	##	Me	##	Me	##	Zah B&i	##	##	Ma Op	6	1	##	##	40	##	Fundable	Regular	##	##	40	1	40	40	1	0	1	0	0	0	1				
165197	6418 Regular	## 12/05/2017 6:11PM	##	Me	##	Me	##	Zah B&i	##	##	Ma Op	6	1	##	##	100	##	Fundable	Regular	##	##	60	1	60	60	1	1	1	1	0	0	1				
165198	6418 Regular	## 12/05/2017 6:11PM	##	Me	##	Me	##	Zah B&i	##	##	Main	6	1	##	##	40	##	Fundable	Regular	##	##	40	1	40	40	1	0	1	0	0	0	1				
165199	6418 Regular	## 12/05/2017 6:11PM	##	Me	##	Me	##	Zah B&i	##	##	Main	6	1	##	##	100	##	Fundable	Regular	##	##	60	1	60	60	1	1	1	1	1	1	1				
165200	6418 Regular	## 12/05/2017 6:11PM	##	Me	##	Me	##	Zah B&i	##	##	Main	6	1	##	##	40	##	Fundable	Regular	##	##	40	1	40	40	1	0	1	0	0	0	1				
165201	6418 Regular	## 12/05/2017 6:11PM	##	Me	##	Me	##	Zah B&i	##	##	Main	6	1	##	##	100	##	Fundable	Regular	##	##	60	1	60	60	1	1	1	1	5	5	1				
165202	6418 Regular	## 12/05/2017 6:11PM	##	Me	##	Me	##	Zah B&i	##	##	Main	6	1	##	##	40	##	Fundable	Regular	##	##	40	1	40	40	1	0	1	0	0	0	1				
165203	6418 Regular	## 12/05/2017 6:11PM	##	Me	##	Me	##	Zah B&i	##	##	Main	6	1	##	##	100	##	Fundable	Regular	##	##	60	1	60	60	1	1	1	1	0	0	1				
165204	6418 Regular	## 12/05/2017 6:11PM	##	Me	##	Me	##	Zah B&i	##	##	Main	6	1	##	##	40	##	Fundable	Regular	##	##	40	1	40	40	1	0	1	0	1	1	1				
165205	6418 Regular	## 12/05/2017 6:11PM	##	Me	##	Me	##	Zah B&i	##	##	Main	6	1	##	##	100	##	Fundable	Regular	##	##	60	1	60	60	1	1	1	1	0	0	1				
165206	6418 Regular	## 12/05/2017 6:11PM	##	Me	##	Me	##	Zah B&i	##	##	Main	6	1	##	##	40	##	Fundable	Regular	##	##	40	1	40	40	1	0	1	0	2	2	1				
165207	6418 Regular	## 12/05/2017 6:11PM	##	Me	##	Me	##	Zah B&i	##	##	Main	6	1	##	##	100	##	Fundable	Regular	##	##	60	1	60	60	1	1	1	1	1	3	3	1			
165208																																				
165209																																				

6021859.858



ADM15 Reconciliation

- **Ensure all fundable students enrolled within the first 100 days are listed on the report as such**
- **Ensure all students with SPED or ELL needs are listed on the report as such**
- **Ensure membership dates are accurate**
- **Many SIS vendors provide a report that is similar to the ADM15 and can be used to reconcile data**



ADM20/SPED20/EL20 Summary

- **The ADM20/SPED20/EL20 reports are district level summary reports for each ADM type**
 - **Will match the total ADM values for individual students on the ADM15**
- **Each report must be pulled separately**
- **Can be run for any specific date in the fiscal year that the data was captured**
- **Data mirrors the ADM summary reports that are linked from each BSA55 payment report**



ADM20/SPED20/EL20 Examples

ADM20 ← **Regular ADM Summary Report** CTDS: FIS/ADM20 Page: 2 of 2

Fiscal Year: 2022 Report Date: 04/04/2022 05:10 PM

School Year: 2021 - 2022 Aggregation/ExecutionID: 30367

Data Capture Date: 04/03/2022 9:45PM Integrity/ExecutionID: 30366

Grade	NON AOI ADM	AOI Full-Time ADM	AOI Part-Time ADM	Dropout Recovery Program ADM	Grand Canyon Diploma Program ADM	Actual 1-100th Day ADM	
						ADM	Cumulative
PS						0.0000	0.0000
KG						0.0000	0.0000
1						0.0000	0.0000
2						0.0000	0.0000
3						0.0000	0.0000
K-3						0.0000	0.0000
4						0.0000	0.0000
5						0.0000	0.0000
6						0.0000	0.0000
7	25.4239					25.4239	25.4239
8	61.8691					61.8691	87.2930
UE						0.0000	87.2930
K-8,UE	87.2930					87.2930	
9	66.4362					66.4362	153.7292
10	67.5762					67.5762	221.3054
11	24.7385					24.7385	246.0439
12						0.0000	246.0439
9-12	158.7509					158.7509	
Grand Total	246.0439					246.0439	

SPED20 ← **Special Education Program Summary ADM Report** Resident District: Superior Unified School District CTDS: SPED20 Page: 1 of 1

Fiscal Year: 2022 Report Date: 04/04/2022 05:21 PM

School Year: 2021 - 2022 Aggregation ID: 30313

Data Capture Date: 04/01/2022 7:30AM

Disability Category	SPED Weight	Actual 1-40th Day ADM		Actual 1-100th Day ADM		
		Self-Contained	Resource	Self-Contained	Resource	
Hearing Impairment	4.7710		1.3750		0.5500	
Subtotal			1.3750		0.5500	
Autism - R	6.0240		7.1249		8.3249	
Subtotal			7.1249		8.3249	
Autism - SC	5.8330	3.0000		3.0900		
Subtotal		3.0000		3.0900		
Orthopedic Impairment - SC	6.7730	2.0000		2.0000		
Subtotal		2.0000		2.0000		
Emotional Disability	0.0030		9.6770		7.9170	
Mild Intellectual Disability		4.0000	4.3596	4.5200	3.9400	
Other Health Impairment			18.4750		18.1292	
Specific Learning Disability		1.0000	65.3626	0.4800	64.9628	
Subtotal		5.0000	97.8742	5.0000	94.9490	
Emotional Disability (separate facility, private school)	4.8220	4.0500		4.7800		
Subtotal		4.0500		4.7800		
Moderate Intellectual Disability	4.4210	5.0000	1.0000	5.1000	0.9000	
Subtotal		5.0000	1.0000	5.1000	0.9000	
Total			19.0500	107.3741	19.9700	104.7239

EL20 ← **English Learner Program Summary ADM Report** Resident District: Superior Unified School District CTDS: EL20 Page: 1 of 1

Fiscal Year: 2022 Report Date: 04/04/2022 05:18 PM

School Year: 2021 - 2022 Aggregation ID: 30349

Data Capture Date: 04/02/2022 9:38PM

EL Program Services	Actual 1-40th Day EL ADM	Actual 1-100th Day EL ADM
A1 - Structured English Immersion (SEI) Pull-Out Model	432.0576	448.8464
A2 - Structured English Immersion (SEI) Two-Hour Model	71.3313	73.6873
A4 - Structured English Immersion (SEI) Newcomer Model	24.7750	26.8800
A5 - 50-50 Dual Language Immersion (DLI) Model	14.5078	15.1095
Total	542.6717	564.5232



Student Data Reports Review

- The STUD10 report should be used to validate that all your students have successfully landed in AzEDS
- The INTEG15 report should be free and clear of membership, SPED, and EL ADM Integrity errors that affect funding
- The ADM15 report should be reconciled to the data in your system and should show that all students expected to generate funding are doing so
- The ADM20, SPED20, and EL20 reports provide a quick reference for total ADM submitted on a given date and match ADM summary reports through the payment system



Preliminary Payment Information



School Finance

LEA Name **Payson Unified District (4209)**

Preliminary April Payment and Reminder to Verify Student Data

Based on the student data in our system on 3/9/2022 **the preliminary April state aid payment for Payson Unified District is \$453,243.77.**

This preliminary payment amount is based on 2,572.334 weighted regular ADM (-0.08% change since last month) and 393.452 weighted Group B Add-on ADM (6.30% change since last month). Weighted ADM is calculated by multiplying the unweighted ADM values in AZEDS by the weights specified in statute. Unweighted ADM for this payment is 2,149.364 (-0.08% change since last month). To view more information about unweighted ADM and the list of reports used to reconcile ADM data, please see our March Data Capture Hot Topic found here:

<https://www.azed.gov/finance/march-data-capture-reminder>.

Please contact our Analysts as soon as possible if the ADM values above are not accurate. Any data corrections for this payment must be approved by School Finance and completed by 3/16/22 at 5pm. Our Analyst team will help districts and charters verify and correct student data to ensure an accurate payment, but Analysts are not able to discuss the final payment amount. The BSA55 report published at <https://schoolfinancereports.azed.gov/> will detail the final annual equalization assistance calculation for this month.

The April state aid payment is 75% of annual equalization assistance less previous payments year-to-date. Please note that payment adjustments, such as adjustments for audit findings or prior-year data corrections pursuant to A.R.S. § 15-915, might be added or changed prior to the payment. The BSA64 report published at <https://schoolfinancereports.azed.gov/> will detail the final payment calculation after the April 1st payment.

For more information about School Finance student data and payment calculations and reports, please review training videos published at <https://www.azed.gov/finance/training-videos>, contact us through [HelpDesk](#), or call us at (602) 542-5695 for support from a School Finance Analyst.



Finalizing Payments

- **School Finance analysts work with districts and charters to correct errors**
- **Corrections typically must be processed by one week after the original data capture date**
- **After review, payment calculations are approved and transferred to ADE accounting about one week before payment**





Payment Calculation Reports

Payment Reports

➤ **BSA 55-1: District Equalization Report**

- Summarizes annual equalization base and equalization assistance based on student data and district characteristics
- Previously known as APOR 55-1

➤ **BSA 64-1: Equalization Payment Schedule Detail**

- Summarizes monthly payment calculation based on annual equalization assistance, amounts received in previous months, and any adjustments
- Previously known as APOR 64-1



Basic Calculations For Equalization Assistance

ADM value used: FY 2021 100th Day Membership

Is Small Isolated School District: Not Isolated

AzEDS Execution Date: 06/01/2021 9:51PM

Apportionment Date: 06/30/2021

Grade Levels	Non-AOI ADM	AOI-FT ADM	AOI-PT ADM	Support Level Weight	Non-AOI Weighted ADM	AOI-FT Weighted ADM	AOI-PT Weighted ADM
PSD	355.6731	0.0000	0.0000	1.4500	515.7260	0.0000	0.0000
K-8,UE	36,175.8852	55.1803	46.0251	1.1580	41,891.6751	63.8988	53.2971
9-12	17,864.1799	97.0843	301.8133	1.2680	22,651.7801	123.1029	382.6993
Regular Education Unweighted ADM	54,395.7382	152.2646	347.8384				
Total of Unweighted ADM			54,895.8412				
Regular Education Weighted ADM					65,059.1812	187.0017	435.9963
Total of Weighted ADM							65,682.1792

Add Ons	Non-AOI ADM	AOI-FT ADM	AOI-PT ADM	Support Level Weight	Non-AOI Weighted ADM	AOI-FT Weighted ADM	AOI-PT Weighted ADM
ELL	3,760.2617	0.0000	0.0000	0.1150	432.4301	0.0000	0.0000
K-3	13,992.4080	0.0000	0.0000	0.0600	839.5445	0.0000	0.0000
K-3 (Reading)	13,992.4080	0.0000	0.0000	0.0400	559.6963	0.0000	0.0000
HI	90.2209	0.0000	0.1591	4.7710	430.4439	0.0000	0.7591
MD-R,A-R,SID-R	665.2479	2.8459	3.9311	6.0240	4,007.4533	17.1437	23.6809
MD-SC,A-SC,SID-SC	620.4831	0.0000	0.0000	5.8330	3,619.2779	0.0000	0.0000
MD-SSI	44.2525	0.0000	0.0000	7.9470	351.6746	0.0000	0.0000
OI-R	55.2561	0.0000	0.0228	3.1580	174.4988	0.0000	0.0720
OI-SC	50.7873	0.0000	0.0000	6.7730	343.9824	0.0000	0.0000
P-SD	76.9231	0.0000	0.0000	3.5950	276.5385	0.0000	0.0000
DD,ED,MIID,SLD,SLI,OHI	7,046.8905	5.0720	16.4767	0.0030	21.1407	0.0152	0.0494
ED-P	138.5268	0.0000	0.0000	4.8220	667.9762	0.0000	0.0000
MOID	109.9179	0.0000	0.0000	4.4210	485.9470	0.0000	0.0000
VI	38.9315	0.3836	0.2299	4.8060	187.1048	1.8436	1.1049
Group B - Add On Unweighted ADM	40,682.5153	8.3015	20.8196				
Total Unweighted Group B Add On			40,711.6364				
Group B - Add On Weighted ADM					12,397.7091	19.0025	25.6663
Total Weighted Group B Add On							12,442.3780



Grade	Actual 1-100th Day ADM					Total	
	NON AOI ADM	AOI Full-Time ADM	AOI Part-Time ADM	Dropout Recovery Program ADM	Grand Canyon Diploma Program ADM	ADM	Cumulative
	PS	355.6731					355.6731
KG	1,835.9008					1,835.9008	1,835.9008
1	4,027.7386					4,027.7386	5,863.6394
2	4,052.2393					4,052.2393	9,915.8787
3	4,076.5293					4,076.5293	13,992.4080
K-3	13,992.4080					13,992.4080	
4	4,090.0727					4,090.0727	18,082.4807
5	4,219.2524	4.4521	0.1443			4,223.8488	22,306.3295
6	4,473.9457	7.8645	0.3656			4,482.1758	26,788.5053
7	4,640.7418	16.3615	31.7312			4,688.8345	31,477.3398
8	4,680.6841	26.5022	13.7840			4,720.9703	36,198.3101
UE	78.7805					78.7805	36,277.0906
K-8,UE	36,175.8852	55.1803	46.0251			36,277.0906	
9	5,333.2760	26.8102	51.1335			5,411.2197	41,688.3103
10	4,971.2870	20.3952	61.1501			5,052.8323	46,741.1426
11	3,776.8893	17.8739	84.9920			3,879.7552	50,620.8978
12	3,782.7276	32.0050	104.5377			3,919.2703	54,540.1681
9-12	17,864.1799	97.0843	301.8133			18,263.0775	
Grand Total	54,395.7382	152.2646	347.8384			54,895.8412	

Note: For Type 03 School Districts, SPED and ELL counts on BSA55 and AzEDS reports may not reconcile.



SPED 20

Disability Category	SPED Weight	Actual 1-40th Day ADM		Actual 1-100th Day ADM	
		Self-Contained	Resource	Self-Contained	Resource
Hearing Impairment	4.7710	5.2375	82.3791	4.9850	85.3950
Subtotal		5.2375	82.3791	4.9850	85.3950
Autism - R	6.0240		641.3247		643.4174
Multiple Disabilities - R			23.4688		24.0275
Severe Intellectual Disability - R			3.9500		4.5800
Subtotal			668.7435		672.0249
Autism - SC	5.8330	579.3069		578.3006	
Multiple Disabilities - SC		15.9938		16.1875	
Severe Intellectual Disability - SC		25.2625		25.9950	
Subtotal		620.5632		620.4831	
Multiple Disabilities - Severe Sensory Impairment	7.9470	42.3375	1.0000	42.0025	2.2500
Subtotal		42.3375	1.0000	42.0025	2.2500
Orthopedic Impairment - R	3.1580		55.4750		55.2789
Subtotal			55.4750		55.2789
Orthopedic Impairment - SC	6.7730	51.7188		50.7873	
Subtotal		51.7188		50.7873	
Preschool - Severe Delay	3.5950	56.3000	12.8375	62.9631	13.9600
Subtotal		56.3000	12.8375	62.9631	13.9600
Developmental Delay	0.0030	76.0395	617.9006	71.9258	604.1024
Emotional Disability		52.9698	319.7122	55.2241	319.0972
Mild Intellectual Disability		198.3192	94.4375	198.1248	101.6679
Other Health Impairment		53.8500	1124.0313	53.2400	1134.7605
Specific Learning Disability		43.5750	3314.4241	45.0075	3339.9002
Speech/Language Impairment		6.2375	1151.1209	6.8150	1141.0738
Subtotal		430.9910	6621.6266	430.3372	6640.6020
Emotional Disability (separate facility, private school)	4.8220	136.0472		138.5268	
Subtotal		136.0472		138.5268	
Moderate Intellectual Disability	4.4210	98.3063	8.0438	99.8804	10.0375
Subtotal		98.3063	8.0438	99.8804	10.0375
Visual Impairment	4.8060	8.2750	31.3499	8.5850	30.9600
Subtotal		8.2750	31.3499	8.5850	30.9600
Total		1449.7765	7481.4554	1458.5504	7510.5083

NOTES:
Missing disability categories indicate that the district did not report data for that category.



Fiscal Year: 2021

ADM Summary Report

Page: 3 of 3

School Year: 2020 - 2021

Report Date: 06/28/2021 01:06 PM

Data Capture Date: 06/01/2021 9:51PM

AggregationExecutionID: 24593

IntegrityExecutionID: 24592

ELL 20

EL Program Services	Actual 1-40th Day EL ADM	Actual 1-100th Day EL ADM
A1 - Structured English Immersion (SEI) Pull-Out Model	2079.0880	2088.3593
A2 - Structured English Immersion (SEI) Two-Hour Model	1731.3053	1627.4524
A5 - 50-50 Dual Language Immersion (DLI) Model	50.3000	49.4500
B2 - Bilingual with Waiver 2	1.0000	1.0000
Total	3861.6933	3766.2617

NOTES:

Missing EL Program Services rows indicate that no data were available for this district.



Basic Calculations For Equalization Assistance

ADM value used: FY 2021 100th Day Membership

Is Small Isolated School District: Not Isolated

AzEDS Execution Date: 06/01/2021 9:51PM

Apportionment Date: 06/30/2021

Calculation For Base Support Level

	↓		↓		↓
	Non-AOI ADM		AOI-FT ADM		AOI-PT ADM
Regular Education Weighted ADM	65,059.1812		187.0017		435.9963
Group B - Add On Weighted ADM	12,397.7091	+	19.0025	+	25.6663
Total ADM	77,456.8903	=	206.0042	=	461.6627
AOI Funding Factor	1.0000	x	0.9500	x	0.8500
Weighted ADM	77,456.8903	=	195.7040	=	392.4133

Total Weighted ADM		78,045.007529
Base Level Amount (FY21)		\$4,359.55
Total Weighted ADM x Base Level Amount		\$340,241,112.57
Calculated Teachers Experience Index (FY20)	1.0152	
Applied Teachers Experience Index (FY21)		1.0152
<i>(1.0000 or Calculated Teachers Experience Index)</i>		
Pre-Adjusted Base Support Level		\$345,412,777.49
 Base Support Level Adjustments		
FY21 Audit service adjustment	+ \$81,973.00	
Total Base Support Level Adjustments		\$81,973.00
Adjusted Base Support Level		\$345,494,750.49



ADM value used: FY 2021 100th Day Membership

Is Small Isolated School District: Not Isolated

Apportionment Date: 06/30/2021

Calculation For Transportation Support Level (TSL)

(Miles, Eligible Students, Bus Passes and Bus Tokens)
Approved Daily Route Miles

Eligible Student Transported (FY20)		16,755.00	
Daily Route Miles Per Eligible Student (FY20)		1.2249	
Total Approved Daily Route Miles		20,523.41	
State Support Level Per Route Mile	x	\$2.74	
Instruction Days	x	180	
To and From School Support Level		\$10,122,145.81	
Activity Trip Level Factor	x	0.18	
Activity Trip Support Level		\$1,821,986.25	
Handicapped Extended School Year Mileage (FY20)		46,819.00	
State Support Level Per Route Mile	x	2.74	
Handicapped Extended School Year Support Level		\$128,284.06	
Annual Expenditures For:			
Bus Passes			
Bus Tokens			
Districts(FY20)		\$4,176.00	\$0.00
			\$4,176.00
FY21 Transportation Support Level (TSL)			\$12,076,592.12

Calculation For Transportation Revenue Control Limit (TRCL)

FY20 Transportation Revenue Control Limit		\$20,329,349.26
Change:		
FY21 TSL		\$12,076,592.12
FY20 TSL	-	\$16,720,553.57
Difference:		<u>\$0.00</u>
Preliminary FY21 TRCL		\$20,329,349.26
120% of FY21 TSL		\$14,491,910.54
FY21 Transportation Revenue Control Limit (TRCL)		\$20,329,349.26

Calculation For District Support Level (DSL)

FY21 Adjusted Base Support Level (BSL)		\$345,494,750.49
FY21 Consolidation or Unification Assistance	+	\$0.00
FY21 Tuition Out For High School Students(Type 03)	+	\$0.00
FY21 Transportation Support Level (TSL)	+	\$12,076,592.12
FY21 District Support Level (DSL)		<u>\$357,571,342.61</u>

Calculation For Revenue Control Limit (RCL)

FY21 Adjusted Base Support Level (BSL)		\$345,494,750.49
FY21 Consolidation or Unification Assistance	+	\$0.00
FY21 Tuition Out For High School Students	+	\$0.00
FY21 Transportation Revenue Control Limit (TRCL)	+	\$20,329,349.26
FY21 Revenue Control Limit (RCL)		<u>\$365,824,099.75</u>

FY21 Lesser of DSL/RCL	\$357,571,342.61
-------------------------------	-------------------------



Basic Calculations For Equalization Assistance

[AzEDS Execution Date: 06/01/2021 9:51PM](#)

ADM value used: FY 2021 100th Day Membership

Is Small Isolated School District: Not Isolated

Apportionment Date: 06/30/2021

District Additional Assistance (DAA) Calculations

	PSD	K-8	9-12	Type 03 Transported 9-12	Total
FY20 District ADM	471,2957	39,491,8208	18,849,1461	0.0000	
DAA Per ADM	x 450.76	x 450.76	x 492.94	x 0.00	
Preliminary DAA <i>(*For Type 03 High School Only, Per Student Count Factor at 50%)</i>	<u>\$212,441.25</u>	<u>\$17,801,333.14</u>	<u>\$9,291,498.08</u>	<u>\$0.00</u>	<u>\$27,305,272.47</u>

DAA Growth Factor

FY20 District ADM	58,812.2626				
FY19 District ADM	/ 59,311.6450				
FY21 Calculated DAA Growth Factor	= .9916				
FY21 Applied DAA Growth Factor	x 1.0000000000	x 1.0000000000	x 1.0000000000	x 1.0000000000	
<i>(1.0000 or Calculated DAA Growth Factor If greater than 1.05, use 1 plus 50% of growth.)</i>					
District DAA	<u>\$212,441.25</u>	<u>\$17,801,333.14</u>	<u>\$9,291,498.08</u>	<u>\$0.00</u>	<u>\$27,305,272.47</u>

DAA For High School Textbooks

FY20 District High School ADM			18,849,1461		
Support Level Amount for Textbooks			x \$69.68		
DAA For High School Textbooks					<u>\$1,313,408.50</u>

	PSD-8	9-12	
Pre-Adjusted DAA Base Allocation	<u>\$18,013,774.39</u>	<u>\$10,604,906.58</u>	<u>\$28,618,680.97</u>
Type 03 Transported 9-12		\$0.00	
FY21 DAA lump sum reduction	<u>(\$2,908,544.51)</u>	<u>(\$1,712,292.06)</u>	<u>(\$4,620,836.57)</u>
Total DAA Adjustments	<u>(\$2,908,544.51)</u>	<u>(\$1,712,292.06)</u>	<u>(\$4,620,836.57)</u>
Adjusted FY21 DAA Base Allocation	<u>\$15,105,229.88</u>	<u>\$8,892,614.52</u>	<u>\$23,997,844.40</u>

Note: Type 03 = Elementary District not in a High School District



Basic Calculations For Equalization Assistance

ADM value used: FY 2021 100th Day Membership

Is Small Isolated School District: Not Isolated

[AzEDS Execution Date: 06/01/2021 9:51PM](#)

Apportionment Date: 06/30/2021

Equalization Base for Lesser of DSL/RCL

	Weighted ADM	Percentage		Lesser of DSL or RCL	FY21 DSL/RCL Allocation
PSD-8	42,524.5969	64.7429751000 %	x	\$357,571,342.61	\$231,502,325.31
9-12	23,157.5823	35.2570249000 %	x	\$357,571,342.61	\$126,069,017.30
Tuition Out for High School Student (Type 03)					\$0.00
Total	65,682.1792				\$357,571,342.61

Equalization Assessed Valuation

	PSD-8	9-12	Total
Primary Assessed Valuation 1 (NAV1)	\$3,358,470,654.00	\$3,358,470,654.00	
Primary Assessed Valuation 2 (NAV2)	\$0.00	\$0.00	
SRP Assessed Valuation	\$69,055,291.00	\$69,055,291.00	
GPLET Assessed Valuation	\$4,546,969.00	\$4,546,969.00	
Equalization Assessed Valuation	\$3,432,072,914.00	\$3,432,072,914.00	
	/ 100	/ 100	
	\$34,320,729.14	\$34,320,729.14	
Qualifying Tax Rate	x 1.8371000000	x 1.8371000000	
FY21 Qualifying Levy	\$63,050,611.50	\$63,050,611.50	\$126,101,223.00

Calculation of Equalization Assistance

	PSD-8	9-12	Total
DSL/RCL Allocation	\$231,502,325.31	\$126,069,017.30	\$357,571,342.61
Adjusted CY DAA Base Allocation	+ \$15,105,229.88	+ \$8,892,614.52	+ \$23,997,844.40
FY21 Tuition Out for High School Students (Type 03)		\$0.00	+ \$0.00
FY21 Equalization Base	\$246,607,555.19	\$134,961,631.82	\$381,569,187.01
FY21 Applied Qualifying Levy	- \$63,050,611.50	- \$63,050,611.50	- \$126,101,223.00
FY21 Equalization Assistance	\$183,556,943.69	\$71,911,020.32	\$255,467,964.01



New District Payment Reports

➤ BSA 55-1: District Equalization Report

- Summarizes annual equalization base and equalization assistance based on student data and district characteristics
- Previously known as APOR 55-1

➤ BSA 64-1: Equalization Payment Schedule Detail

- Summarizes monthly payment calculation based on annual equalization assistance, amounts received in previous months, and any adjustments
- Previously known as APOR 64-1



Equalization Assistance:

State Equalization Assistance Property Tax Levy

\$255,467,964.01

(\$25,638,239.01)

Preliminary Basic State Aid

\$229,829,725.00

Adjustments to Basic State Aid:

Basic state aid rollover (12/01/2020)

(\$64,162,671.91)

Basic State Aid Rollover Payback (06/15/2021)

\$64,162,671.91

TOTAL:

\$0.00

Net Basic State Aid

\$229,829,725.00

Payment	Payment Date	Description	Net CY Annual Basic State Aid	CY YTD BSA % Due	Unadjusted CY BSA Payment Due	Cash Advance	YTD BSA Paid % with Cash Advance	Payment/Adjustment Amount Due	Preliminary Payment	Current Month Payment	YTD Paid
1	08/03/2020	Preliminary Annual BSA Due	\$186,738,220.48	8.3333 %	\$15,561,518.37		8.33 %				
		APOR SRC Adjustment for FY-2020						\$270,860.85			
		Net Due								\$15,832,379.22	\$15,832,379.22
2	09/01/2020	Annual BSA Due	\$178,422,738.80	16.6667 %	\$14,175,604.77		16.67 %			\$14,175,604.77	\$30,007,983.99
3	10/01/2020	Annual BSA Due	\$167,656,363.65	25.0000 %	\$12,176,967.77		25.00 %			\$12,176,967.77	\$42,184,951.76
4	11/02/2020	Annual BSA Due	\$166,606,313.69	33.3333 %	\$13,621,346.98		33.33 %			\$13,621,346.98	\$55,806,298.74
5	12/01/2020	Annual BSA Due	\$168,103,189.50	41.6667 %	\$14,507,557.74		41.67 %			\$14,507,557.74	\$70,313,856.48
6	01/01/2021	Annual BSA Due	\$167,771,683.04	50.0000 %	\$13,842,845.89		50.00 %			\$13,842,845.89	\$84,156,702.37
7	02/01/2021	Annual BSA Due	\$167,212,993.49	58.3333 %	\$13,655,071.34		58.33 %			\$13,655,071.34	\$97,811,773.71
8	03/01/2021	Annual BSA Due	\$165,887,696.08	66.6667 %	\$13,050,884.53		66.67 %			\$13,050,884.53	\$110,862,658.24
9	04/01/2021	Annual BSA Due	\$165,737,676.85	75.0000 %	\$13,711,460.25		75.00 %			\$13,711,460.25	\$124,574,118.49
10	05/03/2021	Annual BSA Due	\$165,470,638.77	83.3333 %	\$13,588,941.33		83.33 %			\$13,588,941.33	\$138,163,059.82
11	06/01/2021	Annual BSA Due	\$165,675,752.19	91.6667 %	\$13,977,240.54		91.67 %			\$13,977,240.54	\$152,140,300.36
12	06/30/2021	Annual BSA Due	\$165,667,053.09	100.0000 %	\$13,797,613.58		100.00 %			\$13,797,613.58	\$165,937,913.94
		Current Month Summary	\$165,667,053.09				Total Adjustments	\$270,860.85		\$165,937,913.94	
13	Roll Over 06/15/2021	BSA Rollover Payback	\$229,829,725.00	100.00 %	\$64,162,671.91					\$64,162,671.91	\$230,100,585.85
Fiscal Year Payment Summary			\$229,829,725.00		\$229,829,725.00			\$270,860.85		\$230,100,585.85	

Unadjusted CY BSA Payment Due:

**Net CY Annual Basic State Aid * CY YTD BSA % Due for a payment period -
Sum of Prior positive Unadjusted Due Value**



Other Reports

- **Classroom Site Fund**
- **Instructional Improvement Fund**
- **Proposition 123**
- **Results-Based Funding**





Spring 2022 Updates

Spring 2022 Updates

- **Gifted Group B Add-on**
- **Financial and Compliance Audit Reports**
- **Aggregate Expenditure Limit**
- **Upcoming system enhancements**
- **FY 2023 payment schedule**





Gifted Group B Weight

Gifted Group B Weight

- New 0.007 funding weight added for FY 2022
- Limited to students that score at or above the 97th percentile on qualifying tests
 - Quantitative (Math) Giftedness
 - Language Arts (Verbal) Giftedness
 - Non-Verbal Reasoning Giftedness
- There is more information about reporting gifted students in the [September Hot Topic](#) on the School Finance website



Gifted Group B Weight

- **Funding will be added as an adjustment to the May payment**
- **136 districts and charters representing about 70% of statewide ADM have reported at least one student that will generate gifted add-on funding**
- **Over 34,000 students have been reported with a qualifying gifted need**
 - **Approximately \$1 million total funding**





Financial and Compliance Audit Reports

Submitting Financial and Compliance Audits

- Districts and charters are now required to submit financial and compliance audit report files to ADE ([Laws 2021, Chapter 7](#))
- School Finance published a [Hot Topic](#) with instructions to upload required files
- Files should be submitted in the same way as budgets and AFRs
 - Since the legacy budget system does not extract data from PDF files, the message “File Failed to Process” will display even after successful upload



Viewing Financial and Compliance Audits

- **Submitted financial and compliance audits are available to view/download**
- **209 districts and charters have submitted reports as of 3/23/22**
- **School Finance will update the report links to include additional files in May and at the end of the fiscal year**



Viewing Financial and Compliance Audits

Home / School Finance / School Finance Blog / FY 2021 Financial and Compliance Audit Reports (ARS 15-914)

FY 2021 Financial and Compliance Audit Reports (ARS 15-914)

THU, MAR 24 2022 • BUDGET HOT TOPICS | HOT TOPICS

The file below contains links to view all FY 2021 district and charter financial and compliance audit reports that have been submitted to the Arizona Department of Education (ADE) as of 3/23/2022.

Download FY 2021 District and Charter Financial and Compliance Audit Reports

FY 2021 Financial and Compliance Audit Files
3/23/2022

District Name	Entity	File Link
A+ Charter Schools	1000166	A+ Charter Schools (1000166) - FY 2021 (1 of 0)
Academy of Tucson, Inc.	78897	Academy of Tucson, Inc. (78897) - FY 2021 (1 of 1)
Agua Fria Union High School District	4289	Agua Fria Union High School District (4289) - FY 2021 (1 of 3)
Agua Fria Union High School District	4289	Agua Fria Union High School District (4289) - FY 2021 (2 of 3)
Agua Fria Union High School District	4289	Agua Fria Union High School District (4289) - FY 2021 (3 of 3)
Alhambra Elementary District	4280	Alhambra Elementary District (4280) - FY 2021 (1 of 4)
Alhambra Elementary District	4280	Alhambra Elementary District (4280) - FY 2021 (2 of 4)
Alhambra Elementary District	4280	Alhambra Elementary District (4280) - FY 2021 (3 of 4)
Alhambra Elementary District	4280	Alhambra Elementary District (4280) - FY 2021 (4 of 4)
Allen-Cochran Enterprises, Inc.	4347	Allen-Cochran Enterprises, Inc. (4347) - FY 2021 (1 of 2)
Allen-Cochran Enterprises, Inc.	4347	Allen-Cochran Enterprises, Inc. (4347) - FY 2021 (2 of 2)

<https://sfbudget.ade.az.gov/sfsinbound/GeneralUpload/183034.pdf> - Click once to follow. Click and hold to select this cell.



Aggregate Expenditure Limit

Aggregate Expenditure Limit

- **Districts were not required to reduce budgets for FY 2022**
 - **\$1.15 billion over the limit, but the Legislature approved expenditures in excess of the limit**
- **AEL increased for FY 2023 based on inflation and student count**
- **Economic Estimates Commission (EEC) final limit for FY 2023 is \$6.4B**
 - **Increase of \$382M (6.4%) over FY 2022**



School Finance System Enhancements

New Student Data Reports – RBFINC

- RBFINC is a new Results-Based Funding income eligibility report
- Displays student enrollment and income eligibility data used to determine Results-Based Funding eligibility
- CSV export includes school-level totals used in Results-Based Funding calculation

School Name: Queen Creek Elementary School

School ID: 5138

FiscalYear	Demographics				Enrollment		Attributes				
	State Student ID	Last Name	First Name	Middle Name	Enrollment Start Date	Enrollment End Date	Is Oct1 State Fundable	Is Oct1 Income Eligible	IncomeEligibility StartDate	IncomeEligibility EndDate	FundingType
					V		W		X		
					TotalIncomeEligibleBySchool		TotalFundableBySchool		PercentageofStudentsIncomeEligible		
					116		598		19.39799331		



New Student Data Reports – A0IADM15

- **A0IADM15 is a new report that will be published soon**
- **Report will display data used to determine Average Daily Membership for Arizona Online Instruction (AOI) students**
 - **Actual minutes of instruction reported**
 - **Projected total minutes of instruction**
 - **Required minutes for grade level**
 - **Average Daily Membership (ADM)**



FY 2023 Payment Schedule

- Monthly basic state aid payment dates change beginning in FY 2023 ([Laws 2021, Chapter 404](#))
- Payments will be made on the 15th business day of each month
- Data capture dates will move up to accommodate the new payment dates



System Enhancements In Progress

- **Budget system replacement**
- **AzEDS/ADM calculation updates**
 - **CTED ADM calculation revisions**
 - **Postsecondary Concurrent Coursework Program**
 - **Gifted**
- **Changes from current Legislative session?**





Questions?

Contact Us

School Finance

- (602) 542-5695
- SchoolFinance@azed.gov
- <http://www.azed.gov/finance/>

SF Account Analysts Phone Option 3

- <http://helpdeskexternal.azed.gov>
 - Student Data
 - School District Employee Report
 - Instructional Calendars
 - Transportation Reporting
 - 915s

SF Payments Team Phone Option 1

- SFPaymentTeam@azed.gov
 - BSA District
 - BSA Charter
 - CSF
 - IIF

SF Budget Team Phone Option 2

- SFBudgetTeam@azed.gov
 - Expenditure Budgets
 - Annual Financial Reports
 - BUDG25, BUDG75, BUDGAGD

