



Arizona Department of Education

Annual Report

Of the Arizona Superintendent of Public Instruction

Volume I

Fiscal Year 2006-2007

- ◀ Annual financial reports by District
- ◀ Annual financial reports by Charter



Tom Horne, Superintendent
January 2008

In compliance with ARS §15-255

The Arizona Department of Education of the State of Arizona does not discriminate on the basis of race, religion, color, national origin, sex, disability or age in its programs, activities or in its hiring and employment practices. If you have questions or grievances related to this policy, please contact the Administrative Services Deputy Associate Superintendent at (602) 542-3186.

Table of Contents

Volume 1

Page

| | |
|---|---|
| Superintendent of Public Education Letter | 1 |
|---|---|

General Statistical Information

| | |
|---|----|
| State Funding for Education | 5 |
| Percent of Revenue by Year by Source | 6 |
| Maintenance and Operation Fund Expenditures by Year | 7 |
| Resident Average Daily Membership History and Distribution..... | 8 |
| Distribution of School Districts by ADM and Size | 9 |
| State Summary of Number and Type of Public Schools | 10 |
| Virtual Classroom ADM..... | 11 |
| State Summary by Grade of Pupil Enrollment Districts Only | 12 |
| State Summary by Grade of Pupil Enrollment Charters Only | 13 |

Arizona Department of Education

| | |
|--|-------|
| Financial Services State Funds | 16 |
| Financial Services Federal – Grants In Aid | 20 |
| Annual Financial Report of the County School Superintendents | 26 |
| ASDB and ASH State Aid Payment Summary..... | 30 |
| ASDB Summary of Financial Data..... | 31 |
| Residential Treatment Centers State Aid Payment Summary | 33 |
| Food Service Program Information | 34 |
| State Summary of Financial Data Districts..... | 46 |
| State Summary of Financial Data Charter Schools..... | 47 |
| Definitions for Per Pupil Expenditure Amounts | 49 |
| Current Expenditures by Type of District and School..... | 53 |
| Current Expenditures for Districts | I-1 |
| Current Expenditures for Charter Schools | II-1 |
| Expenditures by Fund for Districts | III-1 |
| Expenditures by Project for Charter Schools..... | IV-1 |
| School Level Expenditures by Fund for Districts..... | V-1 |
| School Level Expenditures by Project for Charter Schools..... | VI-1 |

Volume II

Section I – District Financial Information

| | |
|--|-------|
| Arizona School District Financial and Statistical Data - Definitions | I-1 |
| Arizona School Districts Summary of Financial Data..... | I-11 |
| Arizona School Districts State Summary of Financial Data..... | I-263 |
| Index of School Districts, County, and State Summaries | I-264 |

Section II – Charter Schools Financial Information

| | |
|---|--------|
| Arizona Charter Schools Financial and Statistical Data - Definitions..... | II-1 |
| Arizona Charter Schools Summary of Financial Data..... | II-9 |
| Arizona Charter Schools State Summary of Financial Data..... | II-346 |
| Index of Charter Schools and State Summaries..... | II-347 |

The information contained in this report was compiled from unaudited information submitted to the Arizona Department of Education. **Report is available on-line at www.ade.az.gov/schoolfinance/Reports/**
The data used for this report was extracted on January 9, 2008.



State of Arizona
Department of Education

TOM HORNE
Superintendent of
Public Instruction

January 2, 2008

The Honorable Janet Napolitano
Governor of the State of Arizona
1700 W. Washington St.
Phoenix, AZ 85007


Dear Governor Napolitano:

On behalf of the Arizona Department of Education, I am forwarding to you, the Legislature, Arizona's schools, and the public, the Annual report for 2007.

We are looking forward to continuing important initiatives through *teamwork* with all constituencies and stakeholders, as well as the creation and *promotion of a service-oriented agency*. With these goals and strategies in place, we are committed to the achievement of our overarching goal: **that Arizona students learn substantially more than they have been learning, as demonstrated by higher test scores.**

On behalf of our team at the Arizona Department of Education, I look forward to working with you, the members of the Legislature, and members of the community, business community, and education leaders, to ensure that Arizona's education system becomes among the best in the country.

Sincerely,


Tom Horne

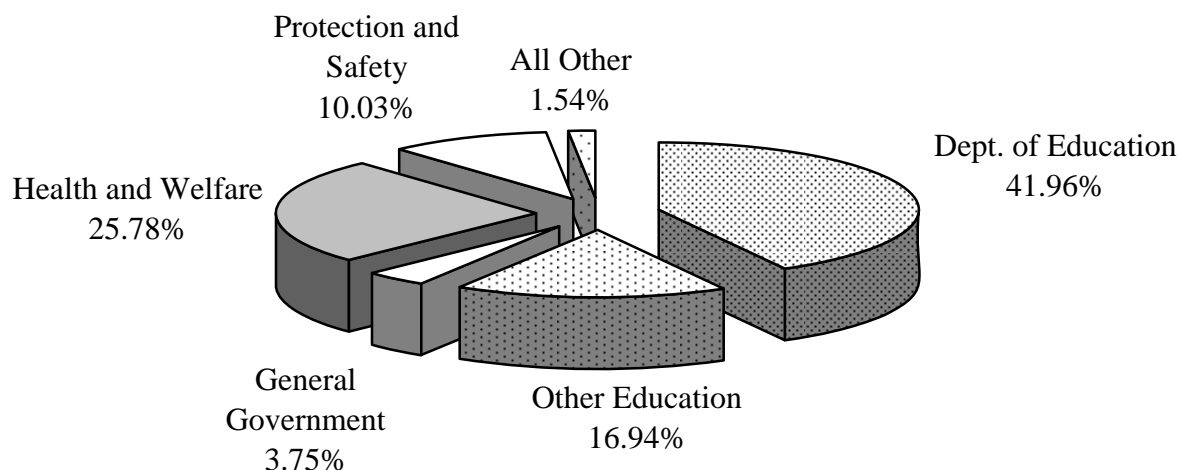
General Statistical Information

| | |
|---|----|
| State Funding for Education | 5 |
| Percent of Revenue by Year by Source | 6 |
| Maintenance and Operation Fund Expenditures by Year | 7 |
| Average Daily Membership History and Distribution..... | 8 |
| Distribution of School Districts by ADM and Size | 9 |
| State Summary of Number and Type of Public Schools | 10 |
| Virtual Classroom ADM..... | 11 |
| State Summary by Grade of Pupil Enrollment Districts Only | 12 |
| State Summary by Grade of Pupil Enrollment Charters Only | 13 |

STATE FUNDING FOR EDUCATION

The general fund appropriation for the State of Arizona in 2006-07 was \$8,466,140,000. The total for all education including the Board of Regents and Community colleges was \$4,986,863,700 or 58.90 percent of the total appropriation. The Department of Education was appropriated \$3,552,448,200 or 41.96 percent of the total. The graph below shows the percentage appropriated for other governmental functions. The majority of the general fund appropriation to the Department of Education is paid in basic and additional state aid to local school districts and charter schools.

SUMMARY OF APPROPRIATED FUNDS BY AGENCY FY 2006-07 - GENERAL FUND ONLY



Total revenues available to school districts in 1996-97 through 2006-07 and the percentage by source are indicated in the Percent of Revenue by Year by Source table on the following page. For fiscal years 1997 through 2007, the Total Revenues included School Plant, State and Federal Projects, Building Renewal, Deficiencies Correction and New Schools Facilities funds.

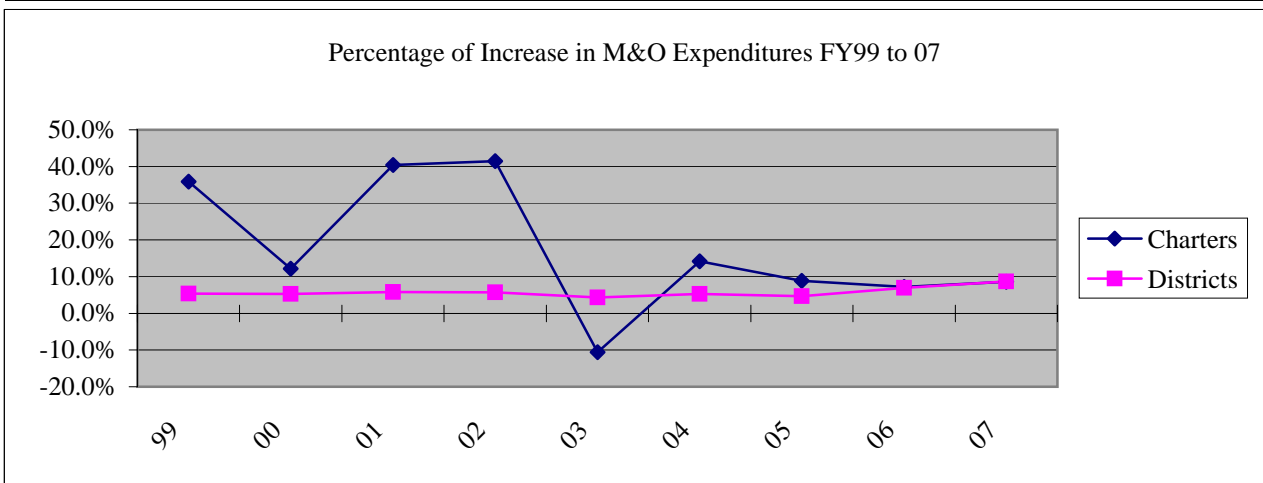
Percent of Revenue by Year by Source

| <u>Fiscal Year</u> | <u>Total Revenues</u> | <u>Percent Federal</u> | <u>Percent State</u> | <u>Percent County</u> | <u>Percent Intermediate</u> | <u>Percent Local</u> |
|-------------------------------|-----------------------|------------------------|----------------------|-----------------------|-----------------------------|----------------------|
| 1997-98 Districts | 4,286,437,065 | 8.13% | 46.97% | 3.00% | 0.00% | 41.89% |
| 1997-98 Dist Charter Schools | 18,812,464 | 45.42% | 0.23% | 0.00% | 0.00% | 54.36% |
| 1997-98 Board Charter Schools | 104,015,724 | 9.67% | 83.45% | 0.00% | 1.45% | 5.42% |
| 1997-98 Total | 4,409,265,253 | 8.33% | 47.64% | 2.92% | 0.03% | 41.08% |
| 1998-99 Districts | 4,991,796,831 | 7.67% | 44.34% | 2.68% | 0.00% | 45.31% |
| 1998-99 Dist Charter Schools | 15,831,861 | 5.11% | 26.32% | 0.00% | 0.00% | 68.57% |
| 1998-99 Board Charter Schools | 149,173,733 | 4.32% | 84.22% | 0.00% | 0.35% | 11.11% |
| 1998-99 Total | 5,156,802,425 | 7.57% | 45.43% | 2.59% | 0.01% | 44.39% |
| 1999-00 Districts | 5,264,801,274 | 8.56% | 47.15% | 2.70% | 0.00% | 41.59% |
| 1999-00 Dist Charter Schools | 30,248,324 | 7.17% | 6.00% | 0.00% | 0.05% | 86.78% |
| 1999-00 Board Charter Schools | 163,337,837 | 6.30% | 86.72% | 0.00% | 0.25% | 6.73% |
| 1999-00 Total | 5,458,387,435 | 8.48% | 48.11% | 2.60% | 0.01% | 40.80% |
| 2000-01 Districts | 5,768,314,810 | 8.04% | 47.28% | 2.62% | 0.00% | 42.07% |
| 2000-01 Dist Charter Schools | 14,303,192 | 10.79% | 30.19% | 0.00% | 0.44% | 58.58% |
| 2000-01 Board Charter Schools | 256,027,668 | 9.58% | 82.68% | 0.00% | 1.72% | 6.02% |
| 2000-01 Total | 6,038,645,670 | 8.11% | 48.74% | 2.50% | 0.07% | 40.58% |
| 2001-02 Districts | 6,137,028,912 | 7.86% | 45.86% | 3.02% | 0.00% | 43.26% |
| 2001-02 Dist Charter Schools | 18,385,948 | 13.30% | 36.08% | 0.00% | 0.03% | 50.60% |
| 2001-02 Board Charter Schools | 359,307,227 | 11.54% | 82.69% | 0.00% | 0.23% | 5.55% |
| 2001-01 Total | 6,514,722,087 | 8.08% | 47.86% | 2.85% | 0.01% | 41.20% |
| 2002-03 Districts | 7,141,498,532 | 11.80% | 44.34% | 2.35% | 0.00% | 41.51% |
| 2003-03 Charters | 453,392,400 | 13.18% | 80.17% | 0.00% | 0.49% | 6.16% |
| 2002-03 Total | 7,594,890,932 | 11.88% | 46.48% | 2.21% | 0.03% | 39.04% |
| 2003-04 Districts | 7,224,652,807 | 13.02% | 44.04% | 2.45% | 0.00% | 40.49% |
| 2003-04 Charters | 505,219,581 | 10.76% | 82.49% | 0.00% | 0.21% | 6.55% |
| 2003-04 Total | 7,729,872,388 | 12.87% | 46.56% | 2.29% | 0.01% | 38.27% |
| 2004-05 Districts | 7,660,297,853 | 13.07% | 44.71% | 2.50% | 0.00% | 39.72% |
| 2004-05 Charters | 558,159,498 | 9.76% | 83.12% | 0.00% | 0.41% | 6.71% |
| 2004-05 Total | 8,218,457,351 | 12.82% | 47.32% | 2.33% | 0.03% | 37.50% |
| 2005-06 Districts | 8,215,816,676 | 13.29% | 46.19% | 2.46% | 0.00% | 38.06% |
| 2005-06 Charters | 608,147,358 | 9.46% | 83.01% | 0.00% | 0.27% | 7.25% |
| 2005-06 Total | 8,823,964,034 | 13.03% | 48.72% | 2.29% | 0.02% | 35.94% |
| 2006-07 Districts | 8,953,120,539 | 10.67% | 48.76% | 0.05% | 0.00% | 40.52% |
| 2006-07 Charters | 675,226,730 | 8.69% | 84.22% | 0.00% | 0.18% | 6.91% |
| 2006-07 Total | 9,628,347,269 | 10.53% | 51.25% | 0.05% | 0.01% | 38.16% |

Maintenance and Operation Fund Expenditures by Year

The total expenditures for Maintenance and Operation (M&O) for FY2006-07 were \$5,873,961,200. This represents an increase of 8.7% over FY2005-06 M&O expenditures.

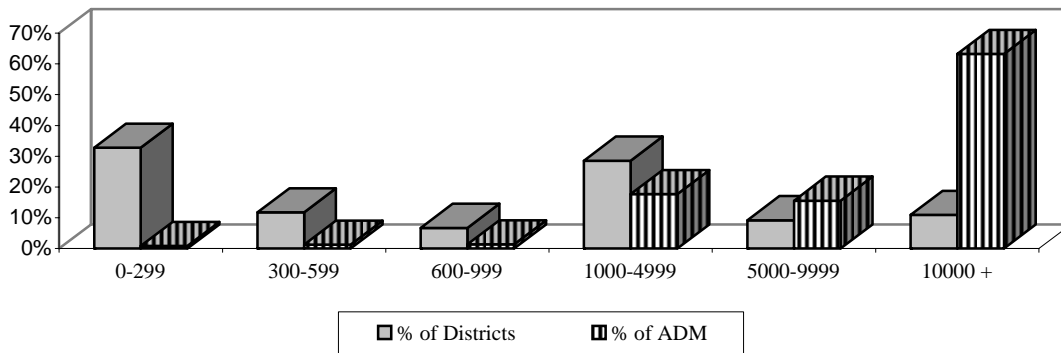
| <u>Fiscal Year</u> | <u>M&O Expenditures</u> | <u>Dollar Increase</u> | <u>Percent Increase</u> |
|-------------------------------|-----------------------------|------------------------|-------------------------|
| 1998-99 Districts | 3,270,266,920 | 175,267,724 | 5.4% |
| 1998-99 Dist Charter Schools | 11,602,230 | 3,187,526 | 37.9% |
| 1998-99 Board Charter Schools | 131,383,056 | 48,089,510 | 57.7% |
| 1998-99 Total | 3,413,252,206 | 226,544,760 | 7.1% |
| 1999-00 Districts | 3,451,437,075 | 181,170,155 | 5.3% |
| 1999-00 Dist Charter Schools | 16,963,898 | 5,361,668 | 31.6% |
| 1999-00 Board Charter Schools | 145,785,160 | 14,402,104 | 9.9% |
| 1999-00 Total | 3,614,186,133 | 200,933,927 | 5.6% |
| 2000-01 Districts | 3,664,278,673 | 212,841,598 | 5.8% |
| 2000-01 Charters | 244,722,431 | 98,937,271 | 40.4% |
| 2000-01 Total | 3,909,001,104 | 311,778,869 | 8.0% |
| 2001-02 Districts | 3,886,836,523 | 222,557,849 | 5.7% |
| 2001-02 Charters | 418,257,597 | 173,535,166 | 41.5% |
| 2001-02 Total | 4,305,094,120 | 396,093,015 | 9.2% |
| 2002-03 Districts | 4,064,089,759 | 177,253,236 | 4.4% |
| 2002-03 Charters | 378,167,574 | -40,090,023 | -10.6% |
| 2002-03 Total | 4,442,257,333 | 137,163,213 | 3.1% |
| 2003-04 Districts | 4,292,523,255 | 228,433,496 | 5.3% |
| 2003-04 Charters | 440,523,381 | 62,355,807 | 14.2% |
| 2003-04 Total | 4,733,046,636 | 290,789,303 | 6.1% |
| 2004-05 Districts | 4,504,002,723 | 211,479,468 | 4.7% |
| 2004-05 Charters | 483,444,837 | 42,921,456 | 8.9% |
| 2004-05 Total | 4,987,447,560 | 254,400,924 | 5.1% |
| 2005-06 Districts | 4,840,333,042 | 336,330,319 | 6.9% |
| 2005-06 Charters | 521,127,614 | 37,682,777 | 7.2% |
| 2005-06 Total | 5,361,460,656 | 374,013,096 | 7.0% |
| 2006-07 Districts | 5,303,756,195 | 463,423,153 | 8.7% |
| 2006-07 Charters | 570,205,005 | 49,077,391 | 8.6% |
| 2006-07 Total | 5,873,961,200 | 512,500,544 | 8.7% |



Resident ADM History and Distribution

| <u>Fiscal Year</u> | <u>Preschool Disabled ADM</u> | <u>Elementary ADM</u> | <u>Secondary ADM</u> | <u>Total ADM</u> | <u>Percent Change</u> |
|-------------------------|-----------------------------------|---------------------------|--------------------------|------------------|---------------------------|
| 1998-99 Districts | 2,357 | 556,883 | 210,712 | 769,952 | |
| 1998-99 Charter Schools | | 20,921 | 13,237 | 34,158 | |
| 1998-99 Total | 2,357 | 577,804 | 223,949 | 804,110 | |
| 1999-00 Districts | 2,478 | 574,537 | 219,542 | 796,557 | |
| 1999-00 Charter Schools | | 26,618 | 16,955 | 43,573 | |
| 1999-00 Total | 2,478 | 601,155 | 236,497 | 840,130 | 4.48% |
| 2000-01 Districts | 2,676 | 574,284 | 221,127 | 798,087 | |
| 2000-01 Charter Schools | | 31,579 | 20,353 | 51,932 | |
| 2000-01 Total | 2,676 | 605,863 | 241,480 | 850,019 | 1.18% |
| 2001-02 Districts | 2,982 | 585,525 | 229,026 | 817,533 | |
| 2001-02 Charter Schools | | 37,976 | 23,597 | 61,573 | |
| 2001-02 Total | 2,982 | 623,501 | 252,623 | 879,106 | 3.42% |
| 2002-03 Districts | 2,889 | 599,181 | 237,983 | 840,053 | |
| 2002-03 Charter Schools | | 40,344 | 25,965 | 66,309 | |
| 2002-03 Total | 2,889 | 639,525 | 263,948 | 906,362 | 3.10% |
| 2003-04 Districts | 3,440 | 606,036 | 249,547 | 859,023 | |
| 2003-04 Charter Schools | | 45,198 | 29,513 | 74,711 | |
| 2003-04 Total | 3,440 | 651,234 | 279,060 | 933,734 | 3.02% |
| 2004-05 Districts | 3,794 | 620,406 | 263,179 | 887,379 | |
| 2004-05 Charter Schools | | 50,252 | 33,354 | 83,606 | |
| 2004-05 Total | 3,794 | 670,658 | 296,533 | 970,985 | 3.99% |
| 2005-06 Districts | 4,036 | 635,641 | 273,903 | 913,580 | |
| 2005-06 Charter Schools | | 52,841 | 31,800 | 84,641 | |
| 2005-06 Total | 4,036 | 688,482 | 305,703 | 998,221 | 2.80% |
| 2006-07 Districts | 4,042 | 647,824 | 283,949 | 935,815 | |
| 2006-07 Charter Schools | | 55,188 | 33,399 | 88,587 | |
| 2006-07 Total | 4,042 | 703,012 | 317,348 | 1,024,401 | 2.62% |

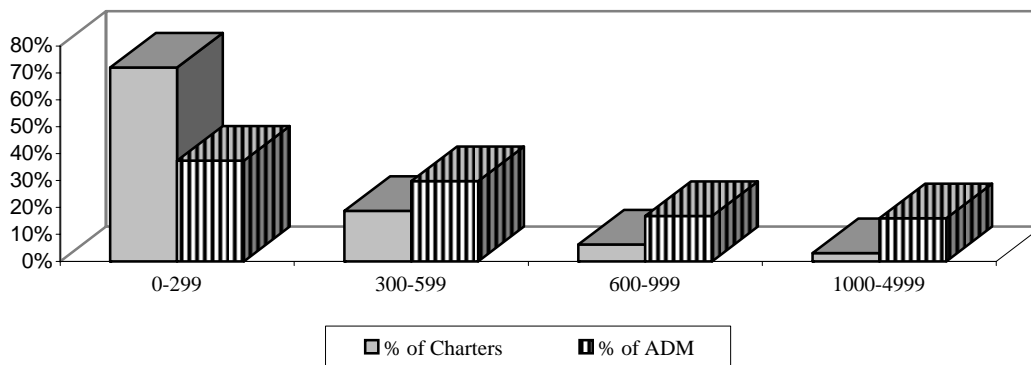
Distribution of School Districts by ADM and Size



| Group | ADM | % of ADM | No. of Districts | % of Districts |
|-----------|---------|----------|------------------|----------------|
| 0-299 | 7,984 | 0.9% | 77 | 32.5% |
| 300-599 | 12,146 | 1.3% | 28 | 11.8% |
| 600-999 | 13,053 | 1.4% | 16 | 6.8% |
| 1000-4999 | 165,504 | 17.7% | 68 | 28.7% |
| 5000-9999 | 145,644 | 15.6% | 22 | 9.3% |
| 10000 + | 591,483 | 63.2% | 26 | 11.0% |
| Total | 935,815 | 100% | 237 | 100% |

The fall enrollment for FY2006-07 was 1,025,007. A breakdown of school district enrollment by racial and ethnic background is included on page 12.

Distribution of Charter Holders by ADM and Size



| Group | ADM | % of ADM | No. of Charters | % of Charters |
|-----------|--------|----------|-----------------|---------------|
| 0-299 | 33,177 | 37.5% | 243 | 72.1% |
| 300-599 | 26,389 | 29.8% | 63 | 18.7% |
| 600-999 | 14,891 | 16.8% | 21 | 6.2% |
| 1000-4999 | 14,131 | 16.0% | 10 | 3.0% |
| 5000+ | - | 0.0% | - | 0.0% |
| Total | 88,587 | 100% | 337 | 100% |

The fall enrollment for FY2006-07 was 92,071. A breakdown of charter school enrollment by racial and ethnic background is included on page 13.

State Summary of Number and Type of Public Schools

| County | Elementary | | High Schools | | Unified | | | | Charter Schools | | | | Accommodation | | | |
|------------|--------------|---------|--------------|---------|-----------|---------------|--------------|------------------|-----------------|----------|----------|----------------|---------------|---------------|--------------|------------------|
| | Districts | Schools | Districts | Schools | Districts | Elem. Schools | High Schools | Combined Schools | Charter Holders | EL Sites | HS Sites | Combined Sites | Districts | Elem. Schools | High Schools | Combined Schools |
| Apache | 4 | 4 | 0 | 0 | 7 | 27 | 8 | 0 | 4 | 4 | 2 | 1 | 0 | 0 | 0 | 0 |
| Cochise | 10 (*c-2) | 12 | 1 | 1 | 9 | 28 | 8 | 1 | 5 | 6 | 7 | 4 | 1 | 3 | 0 | 0 |
| Coconino | 1 (*c-1) | 1 | 0 | 0 | 6 | 26 | 8 | 2 | 11 | 7 | 3 | 1 | 1 | 0 | 2 | 2 |
| Gila | 3 | 4 | 0 | 0 | 5 | 15 | 5 | 0 | 5 | 0 | 4 | 3 | 1 | 0 | 0 | 2 |
| Graham | 2 (*c-1) | 2 | 0 | 0 | 4 | 9 | 4 | 1 | 3 | 3 | 1 | 0 | 0 | 0 | 0 | 1 |
| Greenlee | 2 | 1 | 0 | 0 | 3 | 3 | 2 | 1 | 0 | 0 | 0 | 0 | 0 | 0 | 0 | 0 |
| La Paz | 4 | 5 | 1 | 1 | 1 | 4 | 2 | 0 | 1 | 0 | 1 | 0 | 0 | 0 | 0 | 0 |
| Maricopa | 34 | 299 | 6 | 42 | 15 | 291 | 51 | 29 | 203 | 118 | 75 | 62 | 1 | 2 | 2 | 5 |
| Mohave | 7 | 16 | 1 | 2 | 5 | 16 | 5 | 5 | 11 | 7 | 5 | 4 | 0 | 0 | 0 | 0 |
| Navajo | 0 | 0 | 0 | 0 | 11 | 38 | 12 | 0 | 6 | 3 | 4 | 4 | 1 | 0 | 0 | 1 |
| Pima | 3 (*c-2) | 4 | 0 | 0 | 11 | 179 | 42 | 10 | 66 | 29 | 31 | 21 | 1 | 0 | 0 | 2 |
| Pinal | 9 | 26 | 2 | 3 | 7 | 32 | 6 | 1 | 9 | 6 | 7 | 1 | 2 | 1 | 0 | 2 |
| Santa Cruz | 3 | 3 | 1 | 1 | 2 | 12 | 2 | 1 | 4 | 2 | 1 | 1 | 1 | 0 | 0 | 1 |
| Yavapai | 10 (*c-3) | 14 | 1 | 1 | 9 | 29 | 10 | 2 | 27 | 16 | 8 | 8 | 1 | 0 | 1 | 0 |
| Yuma | 7 | 46 | 2 | 6 | 0 | 0 | 0 | 0 | 5 | 2 | 3 | 2 | | | | |
| TOTAL | 108 | 437 | 15 | 57 | 95 | 709 | 165 | 53 | 360 | 203 | 152 | 112 | 10 | 6 | 5 | 16 |

Total Elementary Schools = 1355

Total High Schools = 379

Total Combined Schools = 181

The three combined columns represent schools that serve both Elementary School (PS,KG & 1-8) and High School (9-12) grades.

*c = Number of transporting districts

The above table includes 7 charter virtual classrooms and 7 district virtual classrooms.

This list excludes 10 Joint Technology Education Districts (JTEDs) that have 130 sites.

**Virtual Classroom Average Daily Membership (ADM)
Fiscal Year 2006 - 2007**

A.R.S. §15-808 Technology Assisted Projected Based Instruction

| Grade Range | Arizona Connections Academy Charter Academy | Blueprint Education Hope High School Online | Humanities and Sciences Academy of the United Humanities and Sciences Academy Arizona | Pinnacle Education-Tempe, Inc. Pinnacle Virtual High School | PPEP & Affiliates, Inc. dba Arizona Virtual Academy Arizona Virtual Academy | Primavera Technical Learning Center Primavera - Online | Sequoia Choice Schools, LLLP Sequoia Choice School Arizona Distance Learning School | Total |
|--|--|--|--|---|---|---|---|-----------|
| K-3 ADM (Subtotal) | 5.265 | - | - | - | 43.740 | - | 6.800 | 55.805 |
| K-8 ADM (Subtotal) | 378.975 | - | - | - | 2,069.340 | - | 465.250 | 2,913.565 |
| 9-12 ADM (Subtotal) | 90.280 | 63.870 | 731.560 | 667.980 | 326.730 | 1,725.160 | 336.540 | 3,942.120 |
| K-12 ADM Total | 469.255 | 63.870 | 731.560 | 667.980 | 2,396.070 | 1,725.160 | 801.790 | 6,855.685 |
| Total Charter School TAPBI Students | 668 | 386 | 961 | 5,777 | 3,696 | 7,293 | 2,020 | 20,801 |

| Grade Range | Deer Valley Unified District Technology Assisted Project Based Instruction | Lake Havasu Unified District Distant Learning | Marana Unified District Marana Distance Learning | Mesa Unified District Mesa Distance Learning Program | Peoria Unified School District Peoria eCampus | Tempe Union High School District TAPBI | Tucson Unified District TUSD - Distance Learning Program | Total |
|----------------------------------|--|---|---|---|---|--|--|---------|
| K-3 ADM (Subtotal) | - | - | - | 2.275 | - | - | - | 2.275 |
| K-8 ADM (Subtotal) | - | - | 2.710 | 120.085 | 0.450 | - | 0.840 | 124.085 |
| 9-12 ADM (Subtotal) | 21.350 | 53.920 | 20.470 | 322.900 | 23.130 | 26.350 | 28.580 | 496.700 |
| K-12 ADM Total | 21.350 | 53.920 | 23.180 | 442.985 | 23.580 | 26.350 | 29.420 | 620.785 |
| Total District TAPBI Students | 401 | 139 | 336 | 650 | 352 | 182 | 177 | 2,237 |

A.R.S. §15-808 requires the approval of 7 school district operated virtual classrooms and 7 charter school operated virtual classrooms. Included here are the fundable ADM generated for each of the 14 Technology Assisted Project Based Instruction programs (TAPBI) and the total enrollment count. Not all students are enrolled full-time. Revenues, Expenditures, ADM, and Enrollment Counts are included in other district and charter reports.

K - 12 ADM Total
(District & Charter): 7,476.470

Total District & Charter
TAPBI Students: 23,038

State Summary By Grade Of Pupil Enrollment Districts Only

FY2006-07

Racial/Ethnic

| Grade Level | White (Non - Hispanic) | Black (Non - Hispanic) | Hispanic | American Indian or Alaskan Native | Pacific Islander or Asian | Total State¹ Enrollment |
|-------------------------|---------------------------------------|---------------------------------------|-----------------|--|--|---|
| PSD ² | 6,408 | 555 | 6,364 | 682 | 367 | 14,376 |
| Kindergarten | 30,642 | 3,627 | 36,380 | 4,029 | 1,931 | 76,609 |
| Grade One | 31,664 | 4,002 | 35,832 | 4,130 | 1,975 | 77,603 |
| Grade Two | 31,630 | 3,907 | 34,804 | 4,273 | 2,005 | 76,619 |
| Grade Three | 31,604 | 3,973 | 33,743 | 4,043 | 1,953 | 75,316 |
| Grade Four | 31,975 | 3,891 | 33,371 | 3,919 | 1,987 | 75,143 |
| Grade Five | 33,289 | 3,982 | 32,654 | 4,083 | 2,026 | 76,034 |
| Grade Six | 33,420 | 3,971 | 31,837 | 3,975 | 2,055 | 75,258 |
| Grade Seven | 33,851 | 4,101 | 31,898 | 4,406 | 1,923 | 76,179 |
| Grade Eight | 34,087 | 4,057 | 30,378 | 4,465 | 1,865 | 74,852 |
| Ungraded Elementary | 80 | 10 | 78 | 45 | 5 | 218 |
| Total Elementary | 298,650 | 36,076 | 307,339 | 38,050 | 18,092 | 698,207 |
| Grade Nine | 44,108 | 4,877 | 34,479 | 7,337 | 2,238 | 93,039 |
| Grade Ten | 42,191 | 4,484 | 29,581 | 6,399 | 2,283 | 84,938 |
| Grade Eleven | 41,023 | 4,181 | 25,526 | 5,376 | 2,119 | 78,225 |
| Grade Twelve | 37,576 | 3,679 | 21,714 | 5,515 | 2,114 | 70,598 |
| Ungraded Secondary | 0 | 0 | 0 | 0 | 0 | 0 |
| Total Secondary | 164,898 | 17,221 | 111,300 | 24,627 | 8,754 | 326,800 |
| Grand Total | 463,548 | 53,297 | 418,639 | 62,677 | 26,846 | 1,025,007 |

Additional Data:

| Prior Year State Enrollment¹ FY2005-06 | | Resident Average Daily Membership for Districts³ FY2005-06 | | | | FY2006-07 | |
|--|-----------|--|-------------------------|------------------------|-------------------------|------------------|--------------|
| | | <u>40th Day</u> | <u>100th Day</u> | <u>40th Day</u> | <u>100th Day</u> | | |
| Elementary: | 681,649 | 635,725 | 639,677 | 648,586 | 651,866 | | |
| High School: | 321,586 | 278,029 | 273,903 | 288,207 | 283,949 | | |
| Total: | 1,003,235 | 913,754 | 913,580 | 936,793 | 935,815 | | ⁴ |

¹ Pupil Enrollment: An unduplicated count of students enrolled on October 1, 2006, except for Joint Technological Education Schools whose students are duplicated.

² Preschool Children with Disabilities.

³ Average Daily Membership (including Preschool Disabled) as defined by ARS § 15-902.

⁴ Detail pages in Volume II provide ADM for each district.

State Summary By Grade Of Pupil Enrollment Charters Only

FY2006-07

Racial/Ethnic

| Grade Level | White (Non - Hispanic) | Black (Non - Hispanic) | Hispanic | American Indian or Alaskan Native | Pacific Islander or Asian | Total State¹ Enrollment |
|-------------------------|---------------------------------------|---------------------------------------|-----------------|--|--|---|
| Kindergarten | 4,785 | 676 | 2,599 | 296 | 353 | 8,709 |
| Grade One | 4,490 | 553 | 2,130 | 249 | 299 | 7,721 |
| Grade Two | 4,091 | 506 | 2,009 | 224 | 256 | 7,086 |
| Grade Three | 3,882 | 520 | 1,778 | 207 | 246 | 6,633 |
| Grade Four | 3,497 | 480 | 1,702 | 181 | 204 | 6,064 |
| Grade Five | 3,437 | 415 | 1,575 | 244 | 178 | 5,849 |
| Grade Six | 3,313 | 421 | 1,606 | 251 | 197 | 5,788 |
| Grade Seven | 3,381 | 334 | 1,583 | 328 | 153 | 5,779 |
| Grade Eight | 3,270 | 312 | 1,623 | 329 | 160 | 5,694 |
| Total Elementary | 34,146 | 4,217 | 16,605 | 2,309 | 2,046 | 59,323 |
| Grade Nine | 2,760 | 346 | 2,471 | 391 | 93 | 6,061 |
| Grade Ten | 3,095 | 449 | 3,041 | 499 | 89 | 7,173 |
| Grade Eleven | 3,652 | 519 | 3,411 | 470 | 106 | 8,158 |
| Grade Twelve | 4,470 | 815 | 5,233 | 695 | 143 | 11,356 |
| Total Secondary | 13,977 | 2,129 | 14,156 | 2,055 | 431 | 32,748 |
| Grand Total | 48,123 | 6,346 | 30,761 | 4,364 | 2,477 | 92,071 |

Additional Data:

| Prior Year State Enrollment ¹ FY2005-06 | | Resident Average Daily Membership for Charter Schools ³ | | | |
|---|--------|--|------------------|-----------------|---------------------|
| | | FY2005-06 | | FY2006-07 | |
| | | <u>40th Day</u> | <u>100th Day</u> | <u>40th Day</u> | <u>100th Day</u> |
| Elementary: | 57,568 | 53,163 | 52,841 | 55,312 | 55,188 |
| High School: | 32,922 | 32,444 | 31,800 | 33,410 | 33,399 |
| Total: | 90,490 | 85,607 | 84,641 | 88,722 | 88,587 ⁴ |

¹ Pupil Enrollment: An unduplicated count of students enrolled on October 1, 2006.

² Enrollment for charter schools. Detail pages in Volume II provide enrollment for each charter school.

³ Average Daily Membership as defined by ARS § 15-902.

⁴ Detail pages in Volume II provide ADM for each charter school.

Arizona Department of Education

| | |
|--|-------|
| Financial Services State Funds | 16 |
| Financial Services Federal – Grants In Aid | 20 |
| Annual Financial Report of the County School Superintendents | 26 |
| ASDB and ASH State Aid Payment Summary..... | 30 |
| ASDB Summary of Financial Data..... | 31 |
| Residential Treatment Centers State Aid Payment Summary | 32 |
| Food Service Program Information | 36 |
| Arizona School Districts State Summary of Financial Data..... | 48 |
| Arizona Charter Schools State Summary of Financial Data..... | 49 |
| Definitions for Per Pupil Expenditure Amounts | 51 |
| Current Expenditures by Type of District and School..... | 56 |
| Current Expenditures for Districts | I-1 |
| Current Expenditure for Charter Schools | II-1 |
| Expenditures by Fund for Districts | III-1 |
| Expenditures by Project for Charter Schools..... | IV-1 |
| School Level Expenditures by Fund for Districts..... | V-1 |
| School Level Expenditures by Project for Charter Schools..... | VI-1 |

FINANCIAL SERVICES
STATE FUNDS
STATEMENT OF REVENUES AND EXPENDITURES
JULY 1, 2006 TO JUNE 30, 2007

| | State Appropriations and Proposition 301 Funds | Carryover Amount | Current Year's Appropriation & Refunds | Total Available | Personnel Services | Employee Related |
|-------------------------------------|--|---------------------|--|--------------------|-----------------------|---------------------|
| OFFICE OF THE SUPERINTENDENT | | | | | | |
| 1 | State Board of Education | | 385,800 | 385,800 | 121,092 | 36,707 |
| 2 | Certification Investigation | | 371,800 | 371,800 | 172,427 | 60,358 |
| 3 | General Services Administration | | 6,145,500 | 6,145,500 | 3,727,532 | 1,041,784 |
| 4 | Achievement Testing | | 7,900,200 | 7,900,200 | 115,759 | 36,311 |
| 5 | English Learner Admin | 108,613 | 354,500 | 463,113 | 289,349 | 77,638 |
| 6 | Teacher Certification Fund | | 1,551,000 | 1,551,000 | 840,435 | 278,209 |
| 7 | TOTAL OFFICE OF THE SUPERINTENDENT | 108,613 | 16,708,800 | 16,817,413 | 5,266,594 | 1,531,007 |
| ASSISTANCE TO SCHOOLS | | | | | | |
| Statutory Formula Programs | | | | | | |
| 8 | Basic State Aid | | 3,427,480,900 | 3,427,480,900 | | |
| 9 | Additional State Aid | | 324,224,300 | 324,224,300 | | |
| 10 | Other State Aid to Districts | | 983,900 | 983,900 | | |
| 11 | Basic State Aid- Rollover Elimination | | 191,000,000 | 191,000,000 | | |
| 12 | Kindergarten: Group B Weight | | 118,050,000 | 118,050,000 | | |
| 13 | Public School Transportation | | 5,500,000 | 5,500,000 | | |
| 14 | Special Education Fund | 8,061,021 | 35,236,200 | 43,297,221 | 38,937 | 13,050 |
| 15 | TOTAL STATUTORY FORMULA PROGRAMS | 8,061,021 | 4,102,475,300 | 4,110,536,321 | 38,937 | 13,050 |
| Non Formula Programs | | | | | | |
| 16 | Adult Education | | 4,468,900 | 4,468,900 | 195,510 | 55,349 |
| 17 | Aims Intervention - Dropout Prevention | | 5,550,000 | 5,550,000 | | |
| 18 | Alternative Teacher Developmen | | 2,000,000 | 2,000,000 | 16,061 | 1,672 |
| 19 | AZ Master Teacher Program | | 1,000,000 | 1,000,000 | | |
| 20 | AZ Scholarships for Pupils w/ Disabilities | | 2,500,000 | 2,500,000 | | |
| 21 | Chemical Abuse | | 819,900 | 819,900 | 66,324 | 26,828 |
| 22 | Displaced Pupil Choice Grant | | 2,500,000 | 2,500,000 | | |
| 23 | English Language Acquisition Services | | 7,165,000 | 7,165,000 | 335,008 | 59,813 |
| 24 | English Learner Compensatory Instruction | | 10,000,000 | 10,000,000 | | |
| 25 | English Learner Classroom | 335,647 | | 335,647 | | |
| 26 | English Learner Instruction | 1,006,861 | | 1,006,861 | | |
| 27 | English Learner Materials & Supplies | 447,226 | | 447,226 | | |
| 28 | English Learner Pilot Program | 11,856 | | 11,856 | | |
| 29 | English Learner-Teacher Reimbursement | 9,850,564 | | 9,850,564 | | |
| 30 | E-Learning Pilot Program | | 3,000,000 | 3,000,000 | | |
| 31 | Extended School Year | | 500,000 | 500,000 | | |
| 32 | Family Literacy Program | | 1,009,100 | 1,009,100 | 28,048 | 10,095 |
| 33 | Gifted Support | | 3,380,100 | 3,380,100 | 43,622 | 17,724 |
| 34 | Information Technology-Data Warehouse | | 2,500,000 | 2,500,000 | 5,266 | 1,034 |
| 35 | Non-formula Operating Lump Sum | | 1,334,300 | 1,334,300 | 557,855 | 162,391 |
| 36 | Optional Performance Incentive Grant | | 120,000 | 120,000 | | |
| 37 | Parental Choice for Reading Success | | 1,000,000 | 1,000,000 | | |
| 38 | Physical Education Pilot Program | | 600,000 | 600,000 | 7,751 | 1,513 |
| 39 | Research Based Systematic Phonics | 3,042 | | 3,042 | | |
| 40 | Safe Schools Program | 1,764,889 | 6,722,700 | 8,487,589 | 70,420 | 20,124 |
| 41 | Schools Accountability GF | | 39,400 | 39,400 | | 4,500 |
| 42 | Small Pass-Through Programs | | | | | |
| 43 | Academic Contest Fund | | 50,000 | 50,000 | | |
| 44 | Academic Decathlon | | 82,400 | 82,400 | | |
| 45 | Arizona Geographic Alliance | | 50,000 | 50,000 | | |
| 46 | Arizona Humanities Council | | 40,000 | 40,000 | | |
| 47 | Arizona Principals' Academy | | 25,200 | 25,200 | | |

FINANCIAL SERVICES
STATE FUNDS
STATEMENT OF REVENUES AND EXPENDITURES
JULY 1, 2006 TO JUNE 30, 2007

| Professional and Outside Services | Travel In State | Travel Out State | Other Operating Expenses | Capital Equip. & Software | Assistance to Educational Institutions | Total Expenditures | Year-End Balance | Carry Forward | |
|-----------------------------------|-----------------|------------------|--------------------------|---------------------------|--|--------------------|------------------|---------------|----|
| | | | | | | | | | |
| 80,715 | 633 | 946 | 80,193 | | | 320,286 | 65,514 | | 1 |
| 31,884 | 250 | | 49,089 | | | 314,009 | 57,791 | | 2 |
| 124,890 | 27,746 | 265 | 1,213,929 | | | 6,136,146 | 9,354 | | 3 |
| 5,252,688 | | | 16,835 | | | 5,421,594 | 2,478,606 | | 4 |
| 1,423 | 16,892 | 509 | 74,283 | | | 460,094 | | 3,018 | 5 |
| 33,099 | 30,567 | 902 | 366,796 | | | 1,550,007 | 993 | | 6 |
| 5,524,700 | 76,089 | 2,623 | 1,801,124 | | | 14,202,136 | 2,612,258 | 3,018 | 7 |
| | | | | | | | | | |
| | | | | | 3,372,670,192 | 3,372,670,192 | 54,810,708 | | 8 |
| | | | | | 324,224,300 | 324,224,300 | | | 9 |
| | | | | | 632,763 | 632,763 | 351,137 | | 10 |
| | | | | | 191,000,000 | 191,000,000 | | | 11 |
| | | | | | 118,050,000 | 118,050,000 | | | 12 |
| | | | | | 5,500,000 | 5,500,000 | | | 13 |
| 17,494 | 1,250 | | 3,531 | | 32,370,732 | 32,444,994 | | 10,852,227 | 14 |
| 17,494 | 1,250 | | 3,531 | | 4,044,447,986 | 4,044,522,248 | 55,161,846 | 10,852,227 | 15 |
| | | | | | | | | | |
| 83,534 | 4,570 | | 130,517 | | 3,999,420 | 4,468,900 | | | 16 |
| 97,205 | | | 1,003 | | 5,213,406 | 5,311,613 | 238,387 | | 17 |
| | | | 1,275 | | 1,980,992 | 2,000,000 | | | 18 |
| | | | | | 1,000,000 | 1,000,000 | | | 19 |
| | | | | | 240,711 | 240,711 | | 2,259,289 | 20 |
| 74 | | | 96,164 | | 590,970 | 780,360 | 39,540 | | 21 |
| | | | | | | | | 2,500,000 | 22 |
| 880,096 | 7,488 | 4,527 | 344,089 | | | 1,631,022 | | 5,533,978 | 23 |
| | | | | | 5,644,540 | 5,644,540 | | 4,355,460 | 24 |
| | | | | | -23,892 | -23,892 | | 359,539 | 25 |
| | | | | | -31,584 | -31,584 | | 1,038,445 | 26 |
| | | | | | 29,296 | 29,296 | | 417,930 | 27 |
| | | | | | -15,285 | -15,285 | | 27,141 | 28 |
| 24,360 | 301 | | 12 | | 2,975,057 | 2,999,730 | | 6,850,834 | 29 |
| 2,179 | | | 544 | | | 2,722 | | 2,997,278 | 30 |
| | | | | | 401,008 | 401,008 | 98,992 | | 31 |
| 10,832 | 163 | | 11,138 | | 948,823 | 1,009,100 | | | 32 |
| | 5,088 | | 20,579 | | 3,071,292 | 3,158,306 | 221,794 | | 33 |
| | | | 1 | | | 6,300 | | 2,493,700 | 34 |
| 52,605 | 15,007 | 117,109 | 298,454 | | | 1,203,421 | 130,879 | | 35 |
| | | | | | | | 120,000 | | 36 |
| | | | | | 941,220 | 941,220 | 58,780 | | 37 |
| 44,298 | | | 256 | | 96,803 | 150,621 | | 449,379 | 38 |
| | | | | | | | | 3,042 | 39 |
| 144,985 | 2,586 | | 33,239 | 6,170 | 8,011,037 | 8,288,561 | | 199,029 | 40 |
| | | | 34,900 | | | 39,400 | | | 41 |
| | | | | | | | | | 42 |
| | | | | | 49,999 | 49,999 | 2 | | 43 |
| | | | | | 82,400 | 82,400 | | | 44 |
| | | | | | 50,000 | 50,000 | | | 45 |
| | | | | | 40,000 | 40,000 | | | 46 |
| | | | | | 25,200 | 25,200 | | | 47 |

FINANCIAL SERVICES
STATE FUNDS
STATEMENT OF REVENUES AND EXPENDITURES
JULY 1, 2006 TO JUNE 30, 2007

| | State Appropriations and Proposition 301 Funds | Carryover Amount | Current Year's Appropriation & Refunds | Total Available | Personnel Services | Employee Related |
|----|---|-----------------------------|---|----------------------------|-------------------------------|-----------------------------|
| 48 | Arizona School Svc thru Educational Tech-ASSET | | 234,000 | 234,000 | | |
| 49 | Economic Academic Council | | 50,000 | 50,000 | | |
| 50 | Project Citizen | | 50,000 | 50,000 | | |
| 51 | State Block Grant for Early Childhood | | 19,446,300 | 19,446,300 | 222,070 | 74,426 |
| 52 | State Block Grant for Vocational Education | | 11,400,500 | 11,400,500 | 1,327,195 | 402,375 |
| 53 | Vocational Education Extended Year | | 600,000 | 600,000 | | |
| 54 | TOTAL NON FORMULA PROGRAMS | 13,420,084 | 88,237,800 | 101,657,884 | 2,875,130 | 837,846 |
| 55 | Character Education Special Plate Fund | 24,429 | 40,759 | 65,188 | | |
| 56 | Permanent State Common School Fund | | 45,220,700 | 45,220,700 | | |
| 57 | Full Day Kindergarten | 78,450 | -44,721 | 33,730 | 24,065 | 8,152 |
| 58 | Hayden Winkelman Bond Redemption | | 1,865,400 | 1,865,400 | | |
| 59 | Instructional Improvement Fund | 86,619 | 47,125,047 | 47,211,666 | | |

| | Proposition 301 | | | | | |
|---|------------------------------|-------------------|----------------------|----------------------|------------------|------------------|
| 1 | Achievement Testing | 1,910,908 | 2,340,300 | 4,251,208 | | |
| 2 | Additional School Days | 7,190,042 | 86,280,500 | 93,470,542 | | |
| 3 | Character Education | 329,000 | 200,000 | 529,000 | | |
| 4 | Classroom Site Fund | 39,612,633 | 447,839,849 | 487,452,482 | | |
| 5 | Failing School Tutoring Fund | 6,230,809 | 1,500,000 | 7,730,809 | | |
| 6 | School Accountability | 7,011,528 | 4,659,700 | 11,671,228 | 1,707,493 | 455,460 |
| 7 | School Safety | 363,855 | 7,800,000 | 8,163,855 | 59,697 | 18,484 |
| 8 | TOTAL PROPOSITION 301 | 62,648,775 | 550,620,349 | 613,269,125 | 1,767,190 | 473,944 |
| 9 | TOTAL STATE FUNDS | 84,427,991 | 4,852,249,435 | 4,936,677,426 | 9,971,916 | 2,863,999 |

FINANCIAL SERVICES
STATE FUNDS
STATEMENT OF REVENUES AND EXPENDITURES
JULY 1, 2006 TO JUNE 30, 2007

| Professional and Outside Services | Travel In State | Travel Out State | Other Operating Expenses | Capital Equip. & Software | Assistance to Educational Institutions | Total Expenditures | Year-End Balance | Carry Forward | |
|-----------------------------------|-----------------|------------------|--------------------------|---------------------------|--|--------------------|------------------|---------------|----|
| | | | | | 234,000 | 234,000 | | | 48 |
| | | | | | 50,000 | 50,000 | | | 49 |
| | | | | | 50,000 | 50,000 | | | 50 |
| 1,468 | 2,961 | | 132,862 | | 19,012,514 | 19,446,300 | | | 51 |
| 44,141 | 85,211 | 3,953 | 286,325 | | 9,251,300 | 11,400,500 | | | 52 |
| | | | | | 529,971 | 529,971 | 70,029 | | 53 |
| 1,385,775 | 123,374 | 125,590 | 1,391,357 | 6,170 | 64,449,197 | 71,194,438 | 978,402 | 29,485,044 | 54 |
| | | | | | | | | 65,188 | 55 |
| | | | | | 45,220,700 | 45,220,700 | | | 56 |
| 595 | -46 | -88 | 1,052 | | | 33,730 | | | 57 |
| | | | | | 1,865,400 | 1,865,400 | | | 58 |
| | | | | | 34,669,319 | 34,669,319 | | 12,542,347 | 59 |

| | | | | | | | | | |
|-------------------|----------------|----------------|------------------|--------------|----------------------|----------------------|-------------------|--------------------|---|
| 1,483,921 | | | 2,295 | | | 1,486,216 | | 2,764,992 | 1 |
| | | | | | 86,280,500 | 86,280,500 | | 7,190,042 | 2 |
| | | | | | | | | 529,000 | 3 |
| | | | | | 412,772,220 | 412,772,220 | | 74,680,262 | 4 |
| 4,972,293 | | | 0 | | 537,373 | 5,509,667 | | 2,221,142 | 5 |
| 1,696,402 | 98,131 | -729 | 609,375 | | 3,374,156 | 7,940,287 | | 3,730,941 | 6 |
| 600 | 170 | 5,509 | 5,438 | | 7,836,367 | 7,926,264 | | 237,591 | 7 |
| 8,153,216 | 98,301 | 4,780 | 617,108 | | 510,800,617 | 521,915,154 | | 91,353,970 | 8 |
| 15,081,780 | 298,967 | 132,904 | 3,814,172 | 6,170 | 4,701,453,218 | 4,733,623,126 | 58,752,506 | 144,301,794 | 9 |

FINANCIAL SERVICES
FEDERAL - GRANTS IN AID
STATEMENT OF GRANTS AND EXPENDITURES
JULY 1, 2006 - JUNE 30, 2007

| | FEDERAL FUNDS | CFDA # | Beginning Balance | Grants & Projects Awarded | Refunds & Misc. Revenue | Total Available | Personal Services |
|----|---|-------------------|------------------------------|--|--|----------------------------|------------------------------|
| | NO CHILD LEFT BEHIND | | | | | | |
| | TITLE 1 - IMPROVING THE ACADEMIC ACHIEVEMENT OF THE DISADVANTAGED | | | | | | |
| 1 | Improving Basic Programs (I-A) | 84.010 | 97,403,668 | 260,348,952 | 61,781 | 357,814,402 | 2,175,944 |
| 2 | Reading First (I-B-2) | 84.357 | 26,755,682 | 24,933,487 | 38,036 | 51,727,205 | 892,535 |
| 3 | Goodling Even Start Family Literacy (I-B-3) | 84.213 | 1,054,178 | 1,801,409 | | 2,855,587 | 33,742 |
| 4 | Education of Migratory Children (I-C) | 84.011 | 6,142,766 | 6,437,637 | 600 | 12,581,003 | 176,453 |
| 5 | Migrant Education Even-Start (I-C) | 84.214 | 314,429 | | 12,971 | 327,401 | 26,451 |
| 6 | Prev & Intrvn for Neg/Delinq/At-Risk Youth (I-D) | 84.013 | 875,551 | 1,997,913 | | 2,873,464 | 11,833 |
| 7 | Comprehensive School Reform (I-F) | 84.332 | 3,500,383 | | 72,548 | 3,572,931 | 3,372 |
| 8 | Advanced Placement Test Fee Prog (I-G) | 84.330 | 56,142 | 63,858 | | 120,000 | |
| 9 | Advanced Placement Incentive Prog (I-G) | 84.330 | 460,237 | | | 460,237 | 76,516 |
| 10 | School Dropout Prevention Prog (I-H) | 84.360 | 1,862,693 | | | 1,862,693 | 72,267 |
| 11 | TOTAL TITLE I | | 138,425,729 | 295,583,256 | 185,937 | 434,194,923 | 3,469,113 |
| | TITLE II - PREPARING & TRAINING HIGH QUALITY TEACHERS & PRINCIPALS | | | | | | |
| 12 | Improving Teacher Quality (II-A) | 84.367 | 23,482,515 | 46,895,434 | 34,350 | 70,412,298 | 561,652 |
| 13 | Improving Teacher Quality-Partnership Grants (II-A) | 84.367 | 2,460,421 | 1,251,208 | | 3,711,629 | |
| 14 | Math & Science Partnerships (II-B) | 84.366 | 4,565,650 | 4,148,195 | | 8,713,845 | 154,345 |
| 15 | Troops-to-Teachers (II-C-1-A) | 84.815 | 124,538 | 143,561 | | 268,099 | 93,286 |
| 16 | Transition to Teaching (II-C-1-B) | 84.350 | 583,616 | 359,653 | | 943,269 | 56,268 |
| 17 | Enhancing Education through Technology (II-D-1) | 84.318 | 3,589,379 | 5,313,164 | 187 | 8,902,730 | 104,785 |
| 18 | TOTAL TITLE II | | 34,806,119 | 58,111,215 | 34,536 | 92,951,869 | 970,336 |
| | TITLE III - LANGUAGE INSTRUCTION FOR LIMITED ENGLISH PROFICIENT & IMMIGRANT STUDENTS | | | | | | |
| 19 | English Language Acquisition (III-A) | 84.365 | 11,572,710 | 17,374,761 | 243 | 28,947,714 | 433,877 |
| | TITLE IV - 21st CENTURY SCHOOLS | | | | | | |
| 20 | Safe & Drug Free Schools & Communities (IV-A-1) | 84.186 | 3,479,625 | 4,448,286 | 17,853 | 7,945,764 | 211,893 |
| 21 | Data Infrastructure Project (IV-A-2) | 84.184 | 485,324 | 452,675 | | 937,999 | 88,326 |
| 22 | 21st Century Community Learning Ctrs (IV-B) | 84.287 | 13,481,864 | 18,550,911 | 95,448 | 32,128,223 | 417,388 |
| 23 | TOTAL TITLE IV | | 17,446,813 | 23,451,871 | 113,301 | 41,011,986 | 717,606 |
| | TITLE V - PROMOTING INFORMED PARENTAL CHOICE & INNOVATIVE PROGRAMS | | | | | | |
| 24 | Innovation Education ProgramS (V-A) | 84.298 | 3,136,519 | 1,942,086 | 249 | 5,078,854 | 103,128 |
| 25 | TOTAL TITLE V | | 3,136,519 | 1,942,086 | 249 | 5,078,854 | 103,128 |
| | TITLE VI- FLEXIBILITY & ACCOUNTABILITY | | | | | | |
| 26 | Grants for State Assessments (VI-A-1) | 84.369 | 11,502,448 | 7,878,420 | | 19,380,868 | 517,787 |
| 27 | Rural Educ Initv: Rural & Low-Incme Schls (VI-B-2) | 84.358 | 731,554 | 1,132,516 | 171 | 1,864,241 | 33,630 |
| 28 | TOTAL TITLE VI | | 12,234,002 | 9,010,936 | 171 | 21,245,110 | 551,417 |
| | TITLE X - PART C- MCKINNEY HOMELESS EDUCATION | | | | | | |
| 29 | Homeless Children & Youth | 84.196 | 973,427 | 1,262,092 | 1,288 | 2,236,807 | 82,434 |

**FINANCIAL SERVICES
FEDERAL - GRANTS IN AID
STATEMENT OF GRANTS AND EXPENDITURES
JULY 1, 2006 - JUNE 30, 2007**

| Employee Related | Professional & Outside Services | Travel In State | Travel Out of State | Other Operating Expenses | Capital Equip. & Software | Assistance Ed. Insts. & Individuals | Total Expenditures | Reverted Funds | Account Balance | |
|---------------------|---------------------------------------|-----------------------|---------------------------|--------------------------------|---------------------------------|---|-----------------------|-------------------|--------------------|----|
| 685,851 | 143,175 | 85,695 | 36,586 | 863,153 | | 248,097,499 | 252,087,902 | | 105,726,500 | 1 |
| 288,108 | 277,445 | 26,926 | 27,112 | 863,852 | 4,955 | 24,986,423 | 27,367,356 | | 24,359,849 | 2 |
| 10,713 | 121,359 | 1,441 | 700 | 19,902 | | 2,383,566 | 2,571,424 | | 284,163 | 3 |
| 55,943 | 59,495 | 5,743 | 8,805 | 184,317 | | 5,558,200 | 6,048,956 | | 6,532,048 | 4 |
| 10,831 | 10,202 | 2,151 | 13,169 | 17,778 | | 51,978 | 132,560 | | 194,840 | 5 |
| 3,779 | 403 | 351 | 240 | 3,879 | | 1,662,852 | 1,683,338 | | 1,190,125 | 6 |
| 954 | 2,637 | 65 | 97 | 2,523 | | 3,005,387 | 3,015,035 | | 557,897 | 7 |
| | | | | | | 88,224 | 88,224 | | 31,776 | 8 |
| 26,049 | 22,344 | 3,241 | 2,468 | 25,301 | | 125,364 | 281,282 | | 178,955 | 9 |
| 20,066 | 59,844 | 6,030 | 7,609 | 53,110 | | 302,799 | 521,725 | | 1,340,968 | 10 |
| 1,102,294 | 696,904 | 131,642 | 96,786 | 2,033,814 | 4,955 | 286,262,293 | 293,797,800 | 0 | 140,397,123 | 11 |
| 174,555 | 129,532 | 26,391 | 18,845 | 373,698 | | 44,032,790 | 45,317,464 | | 25,094,835 | 12 |
| | | | | | | 1,449,156 | 1,449,156 | | 2,262,473 | 13 |
| 47,331 | 62,623 | 3,602 | 5,610 | 64,301 | | 1,908,138 | 2,245,950 | | 6,467,895 | 14 |
| 30,039 | | 2,092 | 7,900 | 22,136 | | | 155,452 | | 112,647 | 15 |
| 11,833 | 200,139 | 1,029 | 3,553 | 52,515 | | | 325,336 | | 617,932 | 16 |
| 32,808 | 15,010 | 4,758 | 2,672 | 42,614 | | 5,956,793 | 6,159,440 | | 2,743,290 | 17 |
| 296,565 | 407,304 | 37,872 | 38,579 | 555,265 | 0 | 53,346,877 | 55,652,798 | 0 | 37,299,071 | 18 |
| 130,886 | 335,777 | 10,716 | 7,562 | 201,216 | | 14,140,804 | 15,260,838 | | 13,686,876 | 19 |
| 73,610 | 44,919 | 2,596 | 3,326 | 90,156 | | 4,955,787 | 5,382,285 | | 2,563,479 | 20 |
| 27,514 | 1,431 | 169 | | 58,409 | | | 175,849 | | 762,150 | 21 |
| 120,117 | 92,289 | 20,264 | 10,294 | 257,193 | | 16,313,773 | 17,231,317 | | 14,896,906 | 22 |
| 221,240 | 138,639 | 23,029 | 13,620 | 405,758 | 0 | 21,269,559 | 22,789,451 | 0 | 18,222,535 | 23 |
| 33,859 | 128,425 | 4,012 | 10,011 | 179,699 | | 2,510,962 | 2,970,096 | | 2,108,758 | 24 |
| 33,859 | 128,425 | 4,012 | 10,011 | 179,699 | 0 | 2,510,962 | 2,970,096 | | 2,108,758 | 25 |
| 146,210 | 8,561,928 | 4,274 | 9,182 | 53,180 | | | 9,292,560 | | 10,088,308 | 26 |
| 10,737 | 1,172 | 996 | 684 | 11,027 | | 921,898 | 980,144 | | 884,097 | 27 |
| 156,947 | 8,563,100 | 5,271 | 9,866 | 64,207 | 0 | 921,898 | 10,272,705 | 0 | 10,972,405 | 28 |
| 28,870 | 39,000 | 1,976 | 2,386 | 63,775 | | 1,085,411 | 1,303,851 | 0 | 932,956 | 29 |

FINANCIAL SERVICES
FEDERAL - GRANTS IN AID
STATEMENT OF GRANTS AND EXPENDITURES
JULY 1, 2006 - JUNE 30, 2007

| | FEDERAL FUNDS | CFDA # | Beginning Balance | Grants & Projects Awarded | Refunds & Misc. Revenue | Total Available | Personal Services |
|----|--|-------------------|------------------------------|--|--|----------------------------|------------------------------|
| | VOCATIONAL & ADULT EDUCATION | | | | | | |
| 1 | Adult Education | 84.002 | 2,617,300 | 9,648,750 | | 12,266,050 | 668,155 |
| 2 | Career Resource Network | 84.346 | 29,778 | | | 29,778 | |
| 3 | Learn & Serve America | 94.004 | 107,918 | 334,581 | 25,064 | 467,563 | |
| 4 | Trade Adjustment Act | 17.245 | 555,940 | 1,481,261 | | 2,037,201 | 155,464 |
| 5 | Vocational Education Basic Grant | 84.048 | 12,246,747 | 24,414,621 | 244,358 | 36,905,726 | 917,417 |
| 6 | Vocational Education Tech-Prep Education | 84.243 | 1,233,332 | 1,971,294 | | 3,204,626 | |
| 7 | Workforce Investment Act | 17.255 | 17,414 | 237,870 | | 255,283 | 90,167 |
| 8 | Workforce Investment Act-Incentive Grants | 17.267 | | 473,078 | | 473,078 | |
| 9 | Youth Farm Loan | | 389,037 | 19,438 | | 408,475 | |
| 10 | TOTAL VOCATIONAL & ADULT EDUCATION | | 17,197,465 | 38,580,893 | 269,422 | 56,047,780 | 1,831,204 |
| | SPECIAL EDUCATION AND REHABILITATION SERVICES | | | | | | |
| 11 | IDEA-Children With Disabilities | 84.027 | 46,395,435 | 162,479,120 | 60,602 | 208,935,156 | 3,953,995 |
| 12 | IDEA-General Supervision Enhancement Grant | 84.326 | | 290,173 | | 290,173 | |
| 13 | Navajo Preschool Special Education | 84.173 | 148,393 | 269,483 | 4,352 | 422,228 | |
| 14 | Preschool Grant | 84.173 | 2,038,485 | 5,387,980 | 103 | 7,426,568 | 402,011 |
| 15 | Special Education-Program Improvement | 84.323 | 1,022,778 | 338,054 | | 1,360,832 | 97,629 |
| 16 | TOTAL SPECIAL EDUCATION | | 49,605,091 | 168,764,810 | 65,057 | 218,434,958 | 4,453,635 |
| | CHILD AND ADULT NUTRITION | | | | | | |
| 17 | State Administration | 10.560 | 1,255,880 | 3,536,775 | -33,674 | 4,758,981 | 1,730,924 |
| 18 | Child and Adult Care Food Program | 10.558 | 6,020,637 | 50,802,623 | | 56,823,260 | |
| 19 | CCFP-Agency Audits | 10.558 | 217,651 | 452,872 | | 670,523 | 150,256 |
| 20 | School Breakfast | 10.553 | 5,516,875 | 46,418,405 | | 51,935,280 | |
| 21 | School Lunch Program | 10.555 | 38,897,705 | 172,464,327 | | 211,362,032 | |
| 22 | Special Milk | 10.556 | 24,910 | 216,596 | | 241,506 | |
| 23 | Special Nutrition Programs | 10.557 | 749 | | -749 | 0 | |
| 24 | Summer Food Program | 10.559 | 111,606 | 3,069,295 | | 3,180,901 | 69,807 |
| 25 | Team Nutrition Programs | 10.574 | 21,691 | 30,716 | -27,735 | 24,673 | 21,541 |
| 26 | Fresh Fruits & Vegetables | 10.582 | 17,974 | 171,617 | | 189,591 | |
| 27 | Food Distribution | 10.550 | 112,529 | 93,478 | | 206,008 | 74,909 |
| 28 | TOTAL CHILD NUTRITION | | 52,198,207 | 277,256,706 | -62,159 | 329,392,754 | 2,047,436 |
| | OTHER FEDERAL FUNDS | | | | | | |
| 29 | AZTEP Teacher Quality Enhancement | 84.336 | 263,484 | 894,654 | | 1,158,138 | 42,720 |
| 30 | Byrd Scholarship Program | 84.185 | 16,890 | 807,000 | | 823,890 | |
| 31 | CAAVES | 84.368 | | 126,850 | | 126,850 | |
| 32 | CCSSO- School Improvement | 99.995 | 15,000 | | | 15,000 | |
| 33 | Hurricane Relief Act | 84.938 | 558,533 | 654,450 | 17,297 | 1,230,280 | |
| 34 | Indian Education-Johnson - O'Malley Program | 15.130 | 387,239 | 426,792 | 9,322 | 823,352 | 7,750 |
| 35 | Johnson O'Malley-Special Budget | 15.130 | 20,415 | | | 20,415 | |
| 36 | National Center for Education Statistics | 84.995 | 196,717 | 101,458 | | 298,175 | 65,804 |
| 37 | Refugee School Impact | 93.576 | 247,268 | 499,688 | 4,223 | 751,180 | 13,851 |
| 38 | Schl Health Prog to Prev Serious Health Problems | 93.938 | 196,498 | 229,036 | | 425,534 | 72,875 |
| 39 | Western Interstate Comm for Higher Educ (WICHE) | 84.330 | 57,356 | | | 57,356 | |
| 40 | TOTAL OTHER FEDERAL FUNDS | | 1,959,399 | 3,739,928 | 30,842 | 5,730,169 | 203,000 |
| 41 | GRAND TOTAL FEDERAL FUNDS | | 339,555,481 | 895,078,553 | 638,889 | 1,235,272,923 | 14,863,186 |

**FINANCIAL SERVICES
FEDERAL - GRANTS IN AID
STATEMENT OF GRANTS AND EXPENDITURES
JULY 1, 2006 - JUNE 30, 2007**

| Employee Related | Professional & Outside Services | Travel In State | Travel Out of State | Other Operating Expenses | Capital Equip. & Software | Assistance Ed. Insts. & Individuals | Total Expenditures | Reverted Funds | Account Balance | |
|---------------------|---------------------------------------|-----------------------|---------------------------|--------------------------------|---------------------------------|---|-----------------------|-------------------|--------------------|----|
| | | | | | | | | | | |
| 225,172 | 238,818 | 14,269 | 16,786 | 416,395 | | 9,466,244 | 11,045,840 | | 1,220,210 | 1 |
| | 1,100 | | 587 | 28,090 | | | 29,777 | | 0 | 2 |
| | 12,865 | 986 | 1,285 | 20,030 | | 289,178 | 324,344 | | 143,219 | 3 |
| 65,110 | 66 | 1,014 | | 51,748 | | 805,935 | 1,079,337 | | 957,864 | 4 |
| 279,759 | 79,996 | 57,941 | 41,691 | 801,451 | | 21,891,929 | 24,070,184 | | 12,835,542 | 5 |
| | 599 | | | 86 | | 2,140,426 | 2,141,112 | | 1,063,514 | 6 |
| 31,686 | 42 | 2,711 | 826 | 136,949 | | | 262,380 | | -7,096 | 7 |
| | | | | | | | 0 | | 473,078 | 8 |
| | | | | | | | 0 | | 408,475 | 9 |
| 601,728 | 333,487 | 76,920 | 61,174 | 1,454,748 | 0 | 34,593,712 | 38,952,974 | 0 | 17,094,806 | 10 |
| | | | | | | | | | | |
| 1,397,895 | 2,651,956 | 210,205 | 46,971 | 2,551,017 | 75,753 | 154,766,021 | 165,653,814 | | 43,281,342 | 11 |
| | 29,701 | | | 4,237 | | | 33,938 | | 256,235 | 12 |
| | | | | | | 195,831 | 195,831 | | 226,398 | 13 |
| 142,611 | 37,846 | 14,550 | 6,793 | 198,779 | | 4,836,881 | 5,639,471 | | 1,787,098 | 14 |
| 33,193 | 57,605 | 11,102 | | 64,157 | | 664,896 | 928,581 | | 432,251 | 15 |
| 1,573,699 | 2,777,107 | 235,857 | 53,764 | 2,818,189 | 75,753 | 160,463,629 | 172,451,634 | 0 | 45,983,323 | 16 |
| | | | | | | | | | | |
| 608,657 | 158,048 | 48,388 | 11,932 | 792,605 | | -80,342 | 3,270,213 | | 1,488,768 | 17 |
| | | | | | | 44,408,831 | 44,408,831 | | 12,414,428 | 18 |
| 59,134 | 263,963 | 11,383 | 1,378 | 67,778 | | | 553,892 | | 116,631 | 19 |
| | | | | | | 44,848,983 | 44,848,983 | | 7,086,297 | 20 |
| | | | | | | 172,859,058 | 172,859,058 | | 38,502,973 | 21 |
| | | | | | | 109,330 | 109,330 | | 132,176 | 22 |
| | | | | | | | 0 | | 0 | 23 |
| 18,478 | 3,935 | 4,328 | 1,021 | 43,337 | | 2,348,509 | 2,489,414 | | 691,487 | 24 |
| 4,444 | | 599 | | 4,141 | | -6,053 | 24,673 | | 0 | 25 |
| | | | | | | 121,196 | 121,196 | | 68,395 | 26 |
| 23,211 | 417 | 1,966 | 6,307 | 17,681 | | 53,009 | 177,500 | | 28,508 | 27 |
| 713,924 | 426,363 | 66,665 | 20,638 | 925,541 | 0 | 264,662,521 | 268,863,089 | 0 | 60,529,665 | 28 |
| | | | | | | | | | | |
| 17,778 | 24,420 | 2,968 | | 997 | | 876,957 | 965,840 | | 192,298 | 29 |
| | | | | | | 804,938 | 804,938 | | 18,952 | 30 |
| | 6,260 | | | | | | 6,260 | | 120,590 | 31 |
| | | | | | | | 0 | | 15,000 | 32 |
| | | | | | | 908,810 | 908,810 | | 321,470 | 33 |
| 2,064 | | 196 | 1,188 | 1,652 | | 350,620 | 363,471 | | 459,881 | 34 |
| | | | | | | | 0 | | 20,415 | 35 |
| 19,777 | 3,975 | 2,187 | 14,897 | 23,019 | | | 129,659 | | 168,516 | 36 |
| 6,985 | 4,308 | 1,077 | 2,291 | 14,206 | | 373,855 | 416,572 | | 334,608 | 37 |
| 16,173 | 81,550 | 853 | 1,124 | 40,642 | | | 213,217 | | 212,317 | 38 |
| | | | | | | 57,356 | 57,356 | | 0 | 39 |
| 62,777 | 120,513 | 7,281 | 19,501 | 80,516 | 0 | 3,372,535 | 3,866,123 | 0 | 1,864,046 | 40 |
| | | | | | | | | | | |
| 4,922,789 | 13,966,617 | 601,243 | 333,887 | 8,782,728 | 80,708 | 842,630,201 | 886,181,359 | 0 | 349,091,564 | 41 |

FINANCIAL SERVICES
FEDERAL - GRANTS IN AID
STATEMENT OF GRANTS AND EXPENDITURES
JULY 1, 2006 - JUNE 30, 2007

| | OTHER FUNDS | CFDA # | Beginning Balance | Grant Awarded | Refunds & Misc. Revenue | Total Available | Personnel Services |
|----|--|-------------------|------------------------------|--------------------------|--|----------------------------|-------------------------------|
| 1 | Assistance for Education | | 155,131 | 38,309 | | 193,440 | |
| 2 | Attorney General Settlement | | 176,351 | -21,602 | | 154,749 | |
| 3 | Close-Up Foundation | | 279 | | | 279 | |
| 4 | Conferences & Workshops | | 839,781 | 2,962,132 | | 3,801,914 | |
| 5 | Copier Fund | | 147,850 | 262,615 | | 410,464 | |
| 6 | Desktop Software & Network Maintenance | | 448,349 | 706,225 | | 1,154,574 | |
| 7 | ELL Teacher of the Year | | | 2,000 | | 2,000 | |
| 8 | Employee Recognition | | 10,243 | | | 10,243 | |
| 9 | Estes Co-Contribution & Support of Education | | 167 | | | 167 | |
| 10 | Governor's Character Education Initiative | | | | | 0 | |
| 11 | Governor's School Based Parenting Program | | 789,016 | | 11,830 | 800,845 | 14,265 |
| 12 | History Teacher of the Year | | 1,000 | 500 | | 1,500 | |
| 13 | Indirect Cost Allocation | | 1,300,535 | 3,986,321 | | 5,286,856 | 2,591,033 |
| 14 | Milken Foundation | | 9,480 | | | 9,480 | |
| 15 | National Board Teacher Certification | | | 10,000 | | 10,000 | |
| 16 | Oregon Teaching Research | | | | | 0 | |
| 17 | OWCH Planning, Education & Partnership | | | 52,000 | | 52,000 | |
| 18 | Postage & Delivery | | 114,632 | 233,184 | | 347,816 | |
| 19 | Print Shop | | 1,141,631 | 1,194,714 | | 2,336,344 | 345,198 |
| 20 | Publications Revolving Fund | | 69,266 | 14,773 | | 84,039 | |
| 21 | Robert H. Sekvens Trust Fund | | 338,404 | 19,115 | | 357,520 | |
| 22 | Special Education Voucher Evaluation | | 33,981 | | | 33,981 | |
| 23 | Steps to a Healthier Arizona | | 5,098 | 182,594 | | 187,692 | 49,902 |
| 24 | Stock Purchase | | 63,000 | 21,544 | | 84,544 | |
| 25 | Tobacco Education | | | 199,000 | 13,125 | 212,125 | |
| 26 | U.S. Senate Youth Program | | 1,359 | | | 1,359 | |
| 27 | Wallace Grant | | 770,349 | 1,235,929 | 15,850 | 2,022,128 | 260,659 |
| 28 | Westat Research Grant | | 231 | | | 231 | |
| 29 | TOTAL OTHER FUNDS | | 6,416,132 | 11,099,354 | 40,805 | 17,556,291 | 3,261,057 |

**FINANCIAL SERVICES
FEDERAL - GRANTS IN AID
STATEMENT OF GRANTS AND EXPENDITURES
JULY 1, 2006 - JUNE 30, 2007**

| Employee Related | Professional & Outside Services | Travel In State | Travel Out of State | Other Operating Expenses | Capital Equip. & Software | Assistance Ed. Insts. & Individuals | Total Expenditures | Reverted Funds | Fund Balance | |
|-----------------------------|--|--------------------------------|------------------------------------|---|--|--|-------------------------------|---------------------------|-------------------------|----|
| | | | | | | | 0 | | 193,440 | 1 |
| | | | | | | 33,413 | 33,413 | | 121,336 | 2 |
| | | | | | | | 0 | | 279 | 3 |
| | 358,738 | 579 | 219 | 2,231,075 | | 1,072 | 2,591,683 | | 1,210,231 | 4 |
| | | | | 46,329 | 69,535 | | 115,864 | | 294,600 | 5 |
| | 11,935 | | 912 | 476,738 | 28,372 | | 517,957 | | 636,617 | 6 |
| | | | | | | | 0 | | 2,000 | 7 |
| | | | | 1,957 | | | 1,957 | | 8,286 | 8 |
| | | | | 40 | | | 40 | | 126 | 9 |
| | | | | | | | 0 | | 0 | 10 |
| 4,011 | | | | 2,129 | | 121,311 | 141,716 | | 659,129 | 11 |
| | 195 | | | 403 | | 305 | 903 | | 597 | 12 |
| 914,338 | 222,665 | 7,996 | 9,126 | 548,473 | | 4,402 | 4,298,032 | | 988,824 | 13 |
| | | | | | | | 0 | | 9,480 | 14 |
| | | | | | | | 0 | | 10,000 | 15 |
| | | | | | | | 0 | | 0 | 16 |
| | | | | | | | 0 | | 52,000 | 17 |
| | | | | 234,896 | 25,266 | | 260,163 | | 87,654 | 18 |
| 129,623 | 128,307 | 8,609 | 891 | 732,997 | 399,739 | | 1,745,363 | | 590,982 | 19 |
| | | | | 7,395 | | | 7,395 | | 76,645 | 20 |
| | | | | | | | 0 | | 357,520 | 21 |
| | | | | | | | 0 | | 33,981 | 22 |
| 9,450 | | 52 | | 9,739 | | 93,471 | 162,615 | | 25,077 | 23 |
| | | | | 36,504 | 39,122 | | 75,626 | | 8,917 | 24 |
| | | | | 13,125 | | | 13,125 | | 199,000 | 25 |
| | | | | | | 1,317 | 1,317 | | 42 | 26 |
| 49,972 | 546,483 | 7,675 | 36,279 | 279,075 | | 420,752 | 1,600,896 | | 421,232 | 27 |
| | | | | | | | 0 | | 231 | 28 |
| 1,107,394 | 1,268,324 | 24,910 | 47,426 | 4,620,876 | 562,035 | 676,044 | 11,568,065 | 0 | 5,988,226 | 29 |

Annual Financial Report of the County School Superintendents

| | <u>APACHE</u> | <u>COCHISE</u> |
|---|----------------------|-----------------------|
| I. COUNTY SCHOOL OFFICE ADMINISTRATION | | |
| A. County Funds Appropriated | 361,729.00 | 374,234.00 |
| Expenditures: | | |
| Salaries and Benefits | 309,303.06 | 318,454.77 |
| Supplies and Expenses | 18,980.74 | 51,375.27 |
| Capital Outlay | | |
| Total Expenditures from County Funds for Administration | 328,283.80 | 369,830.04 |
| Balance of County Funds Reverted June 30, 2007 | 33,445.20 | 4,403.96 |
| B. Indirect Cost | | |
| County School Office Admin Bal Fwd July 1, 2006 | 107,960.44 | |
| Federal Receipts for County Office Administration | 111,753.69 | |
| Total Funds Available for Indirect Cost | 219,714.13 | |
| Expenditures: | | |
| Salaries and Benefits | | |
| Supplies and Expenses | 76,770.42 | |
| Capital Outlay | 15,762.51 | |
| Total Expenditures from Indirect Cost | 92,532.93 | |
| Balance at June 30, 2007 | 127,181.20 | |
| II. COUNTY SCHOOL FUND | | |
| Balance Forward July 1, 2006 | | 80,483.89 |
| Receipts (Pursuant to A.R.S. §15-1000) | | 5,805.76 |
| Forest Reserve Funds | | 49,319.85 |
| Other (Specify) | | 4,135.06 |
| Transfers from Special County Reserve Fund | | |
| Total Available | | 139,744.56 |
| Total Expenditures | | 63,268.05 |
| Transfers Out | | 12,500.00 |
| Total Expenditures and Transfers Out | | 75,768.05 |
| Balance at June 30, 2007 | | 63,976.51 |
| III. SPECIAL COUNTY SCHOOL RESERVE FUND OPERATIONS | | |
| Balance Forward July 1, 2006 | | 89,931.26 |
| Appropriation by Board of Supervisors (Pursuant to A.R.S. §15-1001) | | |
| State Aid for Transportation | | |
| District Service Program Fund (Pursuant to A.R.S. §15-365.A) | | 7,531.79 |
| Small District Service Program Fund (Pursuant to A.R.S. §15-365) | | 142,370.37 |
| County Jails Program | | |
| County Juvenile Detention Program | | |
| Transfers In | | |
| Other (Specify) | | |
| Total Available | | 239,833.42 |
| Expenditures: | | |
| Pupil Transportation (Pursuant to A.R.S. §15-1002) | | |
| \$10 / Month per Pupil Payments (Pursuant to A.R.S. §15-826) | | |
| Supp Paymnt: Maint 1 & 2 Room School Dist | | |
| Small School Service Pgm (Pursuant to A.R.S. §15-1002.A.7) | | 118,635.37 |
| County Jails Program | | |
| County Juvenile Detention Program | | |
| Other (Specify) | | |
| Total Expenditures | | 118,635.37 |
| Transfers to Accommodate Schools from Spec. Receipts | | |
| Transfers to County School Fund | | |
| Total Expenditures and Transfers | | 118,635.37 |
| Balance at June 30, 2007 | | 121,198.05 |

Annual Financial Report of the County School Superintendents

| <u>COCONINO</u> | <u>GILA</u> | <u>GRAHAM</u> | <u>GREENLEE</u> | <u>MARICOPA</u> | <u>MOHAVE</u> |
|------------------|-------------------|-------------------|------------------|---------------------|-----------------|
| 440,166.00 | 375,276.23 | 181,533.00 | 179,296.00 | 2,152,164.00 | 316,009.00 |
| 353,396.62 | 276,707.96 | 162,686.14 | 168,919.00 | 1,784,435.44 | 285,678.00 |
| 64,679.58 | 76,962.67 | 16,544.88 | 6,221.00 | 191,678.05 | 25,957.00 |
| | 2,963.15 | | | 31,130.28 | 4,374.00 |
| 418,076.20 | 356,633.78 | 179,231.02 | 175,140.00 | 2,007,243.77 | 316,009.00 |
| 22,089.80 | 18,642.45 | 2,301.98 | 4,156.00 | 144,920.23 | 0.00 |
| 23,369.28 | 81,137.05 | 51,798.79 | 8,137.00 | 484,024.43 | |
| 39,462.22 | 17,838.33 | 6,876.03 | 41,027.00 | 732,036.78 | |
| 62,831.50 | 98,975.38 | 58,674.82 | 49,164.00 | 1,216,061.21 | |
| | 3,031.59 | | 15,000.00 | | |
| 34,100.80 | 65,338.88 | 7,985.30 | 10,066.00 | | |
| | 98.00 | | | | |
| 34,100.80 | 68,468.47 | 7,985.30 | 25,066.00 | | |
| 28,730.70 | 30,506.91 | 50,689.52 | 24,098.00 | 1,216,061.21 | |
| | | 60,256.25 | | 729.54 | 20,643.00 |
| | | 23,318.57 | | | 104,400.00 |
| 30,000.00 | | | | | |
| 30,000.00 | | 83,574.82 | | 729.54 | 125,043.00 |
| 30,000.00 | | 43,188.33 | | | 122,106.00 |
| 30,000.00 | | 43,188.33 | | | 122,106.00 |
| 0.00 | | 40,386.49 | | 729.54 | 2,937.00 |
| 22,123.08 | 179,805.01 | 277,868.66 | 169.00 | 249,616.44 | |
| | 15,000.00 | | 500.00 | | |
| | | | | 1,020,522.00 | |
| | | 200,775.67 | | | |
| 62,276.43 | 55,058.48 | 81,161.71 | | | |
| | 33,344.88 | 16,944.59 | | | 14,000.00 |
| | 110,000.00 | 143,399.59 | | | 163,851.00 |
| | | | 8.00 | | |
| 84,399.51 | 393,208.37 | 720,150.22 | 677.00 | 1,270,138.44 | 177,851.00 |
| | | | 439.00 | 882,403.00 | |
| | 390.00 | | | | |
| 61,937.15 | 37,326.71 | 55,634.94 | | | |
| | 35,043.92 | 13,500.85 | | | 14,000.00 |
| | 130,751.84 | 158,486.63 | | | 163,851.00 |
| | | 203,337.22 | | | |
| 61,937.15 | 203,512.47 | 430,959.64 | 439.00 | 882,403.00 | 177,851.00 |
| | 14,640.00 | | | | |
| 61,937.15 | 218,152.47 | 430,959.64 | 439.00 | 882,403.00 | 177,851.00 |
| 22,462.36 | 175,055.90 | 289,190.58 | 238.00 | 387,735.44 | 0.00 |

Annual Financial Report of the County School Superintendents

| | <u>NAVAJO</u> | <u>PIMA</u> |
|---|----------------------|---------------------|
| I. COUNTY SCHOOL OFFICE ADMINISTRATION | | |
| A. County Funds Appropriated | 293,481.00 | 2,903,526.00 |
| Expenditures: | | |
| Salaries and Benefits | 266,504.38 | 953,853.00 |
| Supplies and Expenses | 14,555.46 | 346,272.00 |
| Capital Outlay | | 19,000.00 |
| Total Expenditures from County Funds for Administration | 281,059.84 | 1,319,125.00 |
| Balance of County Funds Reverted June 30, 2007 | 12,421.16 | 1,584,401.00 |
| B. Indirect Cost | | |
| County School Office Admin Bal Fwd July 1, 2006 | 70,981.60 | 295,067.00 |
| Federal Receipts for County Office Administration | 36,972.92 | 133,534.00 |
| Total Funds Available for Indirect Cost | 107,954.52 | 428,601.00 |
| Expenditures: | | |
| Salaries and Benefits | | 56,577.00 |
| Supplies and Expenses | 36,814.43 | 9,071.00 |
| Capital Outlay | 27,606.97 | 4,597.00 |
| Total Expenditures from Indirect Cost | 64,421.40 | 70,245.00 |
| Balance at June 30, 2007 | 43,533.12 | 358,356.00 |
| II. COUNTY SCHOOL FUND | | |
| Balance Forward July 1, 2006 | 183,036.98 | |
| Receipts (Pursuant to A.R.S. §15-1000) | 39,626.03 | |
| Forest Reserve Funds | | |
| Other (Specify) | 4,729.58 | |
| Transfers from Special County Reserve Fund | | |
| Total Available | 227,392.59 | |
| Total Expenditures | 93,769.99 | |
| Transfers Out | | |
| Total Expenditures and Transfers Out | 93,769.99 | |
| Balance at June 30, 2007 | 133,622.60 | |
| III. SPECIAL COUNTY SCHOOL RESERVE FUND OPERATIONS | | |
| Balance Forward July 1, 2006 | 141,545.29 | |
| Appropriation by Board of Supervisors (Pursuant to A.R.S. §15-1001) | | |
| State Aid for Transportation | 143,817.52 | -13,437.00 |
| District Service Program Fund (Pursuant to A.R.S. §15-365.A) | | 345,484.00 |
| Small District Service Program Fund (Pursuant to A.R.S. §15-365) | 104,204.48 | 202,004.00 |
| County Jails Program | 21,737.24 | |
| County Juvenile Detention Program | 76,386.91 | |
| Transfers In | | |
| Other (Specify) | 5,228.19 | 2,439,744.00 |
| Total Available | 492,919.63 | 2,973,795.00 |
| Expenditures: | | |
| Pupil Transportation (Pursuant to A.R.S. §15-1002) | 128,893.32 | 101,092.00 |
| \$10 / Month per Pupil Payments (Pursuant to A.R.S. §15-826) | | |
| Supp Paymnt: Maint 1 & 2 Room School Dist | | |
| Small School Service Pgm (Pursuant to A.R.S. §15-1002.A.7) | 39,000.00 | 93,006.00 |
| County Jails Program | 19,333.45 | |
| County Juvenile Detention Program | 71,732.68 | |
| Other (Specify) | 52,102.24 | 2,011,395.00 |
| Total Expenditures | 311,061.69 | 2,205,493.00 |
| Transfers to Accommodate Schools from Spec. Receipts | | |
| Transfers to County School Fund | | |
| Total Expenditures and Transfers | 311,061.69 | 2,205,493.00 |
| Balance at June 30, 2007 | 181,857.94 | 768,302.00 |

Annual Financial Report of the County School Superintendents

| <u>PINAL</u> | <u>SANTA CRUZ</u> | <u>YAVAPAI</u> | <u>YUMA</u> | <u>LA PAZ</u> | <u>STATE TOTAL</u> |
|-------------------|-------------------|-------------------|-------------------|-------------------|---------------------|
| 668,612.00 | 1,429,806.00 | 680,060.00 | 340,010.00 | 188,605.00 | 10,884,507.23 |
| 570,861.00 | 233,169.00 | 625,398.83 | 306,927.00 | 172,586.09 | 6,788,880.29 |
| 135,321.58 | 921,925.00 | 39,983.68 | 34,264.00 | 12,306.80 | 1,957,027.71 |
| | | | | | 57,467.43 |
| 706,182.58 | 1,155,094.00 | 665,382.51 | 341,191.00 | 184,892.89 | 8,803,375.43 |
| -37,570.58 | 274,712.00 | 14,677.49 | -1,181.00 | 3,712.11 | 2,081,131.80 |
| 75,448.00 | 15,032.50 | 189,805.96 | 94,565.23 | 32,788.28 | 1,530,115.56 |
| 101,241.04 | 34,481.01 | 72,924.00 | 28,636.20 | 10,250.42 | 1,367,033.64 |
| 176,689.04 | 49,513.51 | 262,729.96 | 123,201.43 | 43,038.70 | 2,897,149.20 |
| | | | | | 74,608.59 |
| 96,171.32 | 10,700.99 | 43,897.73 | 52,638.02 | 293.77 | 443,848.66 |
| 14,464.34 | | 6,815.10 | 27,470.13 | | 96,814.05 |
| 110,635.66 | 10,700.99 | 50,712.83 | 80,108.15 | 293.77 | 615,271.30 |
| 66,053.38 | 38,812.52 | 212,017.13 | 43,093.28 | 42,744.93 | 2,281,877.90 |
| 177,186.00 | 9,570.00 | | | 27,154.81 | 559,060.47 |
| 12,230.70 | | | | | 185,381.06 |
| | 84,362.91 | | | | 163,682.76 |
| 11,702.66 | 1,176.11 | 7,962.00 | | 180,553.66 | 210,259.07 |
| 144,220.00 | | | | | 144,220.00 |
| 345,339.36 | 95,109.02 | 7,962.00 | | 207,708.47 | 1,262,603.36 |
| 104,532.82 | 16,063.08 | | | 191,929.14 | 664,857.41 |
| | 7,500.00 | | | 19,325.99 | 39,325.99 |
| 104,532.82 | 23,563.08 | | | 211,255.13 | 704,183.40 |
| 240,806.54 | 71,545.94 | 7,962.00 | | -3,546.66 | 558,419.96 |
| 836,568.00 | 172,482.44 | 631,756.61 | 548,040.76 | 68,551.60 | 3,218,458.15 |
| 261,443.62 | | | | | 276,943.62 |
| | | | | | 1,150,902.52 |
| | | | 473,375.18 | | 1,027,166.64 |
| 104,204.00 | 115,109.02 | 687,469.03 | 48,736.22 | 92,516.03 | 1,695,109.77 |
| | | 17,341.97 | 46,789.63 | 443.05 | 150,601.36 |
| 496,692.00 | 135,100.62 | 377,335.25 | 245,654.27 | | 1,748,419.64 |
| | | 3,750.00 | | 24,211.68 | 27,961.68 |
| 1,255,810.82 | 587.14 | | | | 3,701,378.15 |
| 2,954,718.44 | 423,279.22 | 1,717,652.86 | 1,362,596.06 | 185,722.36 | 12,996,941.53 |
| | | | | | 1,112,827.32 |
| | | | | | 390.00 |
| 95,640.00 | | 604,392.93 | 536,505.07 | 23,835.43 | 1,665,913.60 |
| | | 2,160.00 | 46,789.63 | 404.61 | 131,232.46 |
| 531,323.00 | 68,709.72 | 139,870.09 | 245,654.27 | 9,672.36 | 1,520,051.59 |
| 1,171,131.33 | | | | | 3,437,965.79 |
| 1,798,094.33 | 68,709.72 | 746,423.02 | 828,948.97 | 33,912.40 | 7,868,380.76 |
| 85,433.00 | | | | | 85,433.00 |
| 144,220.00 | | | | 24,072.36 | 182,932.36 |
| 2,027,747.33 | 68,709.72 | 746,423.02 | 828,948.97 | 57,984.76 | 8,136,746.12 |
| 926,971.11 | 354,569.50 | 971,229.84 | 533,647.09 | 127,737.60 | 4,860,195.41 |

**FY 2007
Institutional Voucher
Payment Summary
By Disability Category
ASDB and ASH**

I. Arizona School for the Deaf and Blind (ASDB)

| Category | Daily Rate | Instructional Days | Calculated ADM | Total Paid YTD |
|--|-------------------|-------------------------------|---------------------------|-------------------------|
| Hearing Impaired (HI) | \$ 101.30 | 156439 | 870.973 | \$ 15,882,075.76 |
| Multiple Disabilities (MD) | \$ 119.79 | 26068 | 144.819 | \$ 3,109,035.41 |
| Multiple Disabilities Severe Sensory Impairment (MDSSI) | \$ 156.59 | 18656 | 103.642 | \$ 2,921,291.13 |
| Visually Impaired (VI) | \$ 101.91 | 48525 | 270.044 | \$ 4,953,297.01 |
| Grand Total | | 249,688 | 1,389 | \$ 26,865,699.31 |

II. Arizona State Hospital (ASH)

| Category | Daily Rate | Instructional Days | Calculated ADM | Total Paid YTD |
|--|-------------------|-------------------------------|---------------------------|-----------------------|
| Emotionally Disabled (ED) | 35.65 | 96 | 0.533 | \$ 3,422.43 |
| Emotionally Disabled Private Placement (ED Private Placement) | 102.19 | 696 | 3.867 | \$ 71,121.17 |
| Specific Learning Disability (SLD) | 35.65 | 38 | 0.211 | \$ 1,354.71 |
| Grand Total | | 830 | 5 | \$ 75,898.31 |

Fiscal Year 2007
Financial Information
Arizona School for the Deaf and Blind (ASDB)

| Fund/Program | Beginning Fund Balance | Revenues | Expenditures | Ending Fund Balance |
|---------------------------------|---------------------------|------------|--------------|------------------------|
| Special Education | | | 44,118,804 | |
| Pupil Transportation | | | 2,144,874 | |
| Maintenance and Operation Total | 4,079,853 | 47,014,999 | 46,263,678 | 4,831,174 |
| Classroom Site Funds | 628,301 | 2,361,607 | 2,218,278 | 771,630 |
| Instructional Improvement | 20,714 | 192,157 | 115,501 | 97,370 |
| Unrestricted Capital Outlay | 0 | 22,179,831 | 22,179,831 | 0 |
| Federal Projects | 729,114 | 2,574,628 | 2,495,225 | 808,517 |
| State Projects | (959) | 26,562 | 21,505 | 4,098 |
| Grants and Gifts to Teachers | 14,664 | 37,962 | 37,430 | 15,196 |
| Other Funds | 79,434 | 179,237 | 163,753 | 94,918 |

FY 2007
Residential Vouchers
State Aid Payment Summary
by Disability Category

33

| | | Residential Treatment Center (RTC) Totals, (17 RTC's were paid) | | |
|---|------------|--|-------------------------|-------------|
| Special Education Category | Daily Rate | Total Days of Instruction | Total Calculated ADM | Total Paid |
| Autism (A) | 123.31 | 125 | 0.694 | \$10,358 |
| Moderate Mental Retardation (MOMR) | 100.65 | 174 | 0.967 | \$22,569 |
| Hearing Impaired (HI) | 106.74 | 201 | 1.117 | \$29,687 |
| Emotionally Disabled - Private Placement K-8 (EDP) | 105.71 | 4,424 | 24.578 | \$483,451 |
| Emotionally Disabled - Private Placement 9-12 (EDP) | 107.63 | 8,289 | 46.05 | \$900,402 |
| Multiple Disabilities (MD) K-8 | 123.31 | 40 | 0.222 | \$4,933 |
| Multiple Disabilities (MD) 9-12 | 125.23 | 382 | 2.122 | \$47,838 |
| Mild Mental Retardation (MIMR) | 36.49 | 1,124 | 6.244 | \$41,010 |
| Emotionally Disabled (ED) | 36.49 | 15,986 | 88.811 | \$583,252 |
| Other Health Impairment (OHI) | 36.49 | 2,962 | 16.456 | \$108,069 |
| Specific Learning Disability (SLD) | 36.49 | 17,064 | 94.799 | \$622,582 |
| Speech Language Impairment (SLI) | 36.49 | 521 | 2.895 | \$19,009 |
| Non Special Education (NSE) | 36.49 | 69,164 | 383.646 | \$2,523,455 |
| Grand Totals | | 120,456 | 668.601 | \$5,396,613 |
| | | | | |

Food Service Program Information

| | | MEALS SERVED | | | Value of | Food Services |
|-----------------------------|--------------------------------|----------------|------------------|------------------|------------------------|---|
| | | Breakfasts | Lunches | Totals | Donated Commodities | Expenditures Funds 001, 610 and 625 |
| Apache County | | | | | | |
| Districts | | | | | | |
| 010224000 | Chinle Unified District | 430,880 | 596,571 | 1,027,451 | \$148,261 | \$83,489 |
| 010220000 | Ganado Unified School District | 101,624 | 254,673 | 356,297 | \$0 | \$90,000 |
| 010323000 | Mcnary Elementary District | 6,788 | 26,975 | 33,763 | \$0 | \$35,854 |
| 010227000 | Red Mesa Unified District | 76,073 | 153,333 | 229,406 | \$17,054 | \$11,000 |
| 010210000 | Round Valley Unified District | 45,835 | 121,809 | 167,644 | \$16,937 | \$10,000 |
| 010218000 | Sanders Unified District | 80,765 | 131,510 | 212,275 | \$0 | \$100,000 |
| 010201000 | St Johns Unified District | 36,305 | 119,380 | 155,685 | \$23,708 | \$24,511 |
| 010309000 | Vernon Elementary District | 4,822 | 0 | 4,822 | \$0 | \$3,821 |
| 010208000 | Window Rock Unified District | 100,780 | 286,680 | 387,460 | \$0 | \$63,412 |
| | District Totals | 883,872 | 1,690,931 | 2,574,803 | \$205,960 | \$422,087 |
| Charters | | | | | | |
| 018759000 | Kin Dah Lichii Olta, Inc. | 31,335 | 39,560 | 70,895 | \$0 | \$4,081 |
| 018760000 | Nazlini Community School, Inc. | 0 | 0 | 0 | \$0 | \$7,000 |
| | Charter Totals | 31,335 | 39,560 | 70,895 | \$0 | \$11,081 |
| Apache County Totals | | 915,207 | 1,730,491 | 2,645,698 | \$205,960 | \$433,168 |

Food Service Program Information

| | | MEALS SERVED | | | Value of | Food Services |
|------------------------------|--------------------------------------|----------------|------------------|------------------|------------------------|---|
| | | Breakfasts | Lunches | Totals | Donated Commodities | Expenditures Funds 001, 610 and 625 |
| Cochise County | | | | | | |
| Districts | | | | | | |
| 020453000 | Ash Creek Elementary District | 4,922 | 6,677 | 11,599 | \$1,566 | \$26,566 |
| 020209000 | Benson Unified School District | 13,700 | 83,263 | 96,963 | \$19,287 | \$95,065 |
| 020202000 | Bisbee Unified District | 58,232 | 75,947 | 134,179 | \$16,983 | \$62,722 |
| 020214000 | Bowie Unified District | 0 | 0 | 0 | \$0 | \$69,202 |
| 020326000 | Cochise Elementary District | 0 | 10,969 | 10,969 | \$0 | \$28,099 |
| 020227000 | Douglas Unified District | 191,314 | 505,903 | 697,217 | \$528,564 | \$44,748 |
| 020412000 | Elfrida Elementary District | 26,967 | 26,966 | 53,933 | \$7,542 | \$5,777 |
| 020100000 | Fort Huachuca Accommodation District | 0 | 110,194 | 110,194 | \$0 | \$115,749 |
| 020355000 | McNeal Elementary District | 7,236 | 7,480 | 14,716 | \$86 | \$0 |
| 020323000 | Naco Elementary District | 14,976 | 41,391 | 56,367 | \$0 | \$0 |
| 020349000 | Palominas Elementary District | 0 | 0 | 0 | \$9,945 | \$8,800 |
| 020422000 | Pearce Elementary District | 10,187 | 16,325 | 26,512 | \$0 | \$30,525 |
| 020218000 | San Simon Unified District | 17,673 | 19,956 | 37,629 | \$0 | \$35,421 |
| 020268000 | Sierra Vista Unified District | 138,397 | 715,190 | 853,587 | \$19,642 | \$46,845 |
| 020221000 | St David Unified District | 0 | 44,519 | 44,519 | \$0 | \$21,000 |
| 020201000 | Tombstone Unified District | 45,027 | 114,381 | 159,408 | \$28,537 | \$6,946 |
| 020522000 | Valley Union High School District | 5,137 | 13,976 | 19,113 | \$0 | \$34,183 |
| 020213000 | Willcox Unified District | 45,021 | 142,946 | 187,967 | \$52,596 | \$11,540 |
| | District Totals | 578,789 | 1,936,083 | 2,514,872 | \$684,749 | \$643,188 |
| Charters | | | | | | |
| 028750000 | Center for Academic Success, Inc. | 60,103 | 89,791 | 149,894 | \$0 | \$0 |
| 028701000 | Cochise Community Development Corpor | 8,723 | 23,936 | 32,659 | \$5,922 | \$45,000 |
| 028751000 | Omega Alpha Academy | 30,798 | 77,998 | 108,796 | \$12,786 | \$92,360 |
| | Charter Totals | 99,624 | 191,725 | 291,349 | \$18,708 | \$137,360 |
| Cochise County Totals | | 678,413 | 2,127,808 | 2,806,221 | \$703,457 | \$780,548 |

Coconino County

| | | | | | | |
|-------------------------------|---|----------------|------------------|------------------|------------------|------------------|
| Districts | | | | | | |
| 030201000 | Flagstaff Unified District | 196,318 | 743,407 | 939,725 | \$0 | \$255,057 |
| 030206000 | Fredonia-Moccasin Unified District | 25,510 | 39,626 | 65,136 | \$84,454 | \$8,099 |
| 030204000 | Grand Canyon Unified District | 5,135 | 25,285 | 30,420 | \$0 | \$34,486 |
| 030310000 | Maine Consolidated School District | 2,037 | 13,516 | 15,553 | \$0 | \$43,151 |
| 030208000 | Page Unified District | 138,312 | 338,831 | 477,143 | \$1,297 | \$115,404 |
| 030215000 | Tuba City Unified District | 138,257 | 312,833 | 451,090 | \$351,864 | \$219,108 |
| 030202000 | Williams Unified District | 177,018 | 75,875 | 252,893 | \$1,511 | \$4,240 |
| | District Totals | 682,587 | 1,549,373 | 2,231,960 | \$439,126 | \$679,545 |
| Charters | | | | | | |
| 038753000 | Painted Desert Demonstration Projects, In | 6,986 | 15,902 | 22,888 | \$0 | \$22,081 |
| 038702000 | PEAK School Inc., The | 0 | 8,360 | 8,360 | \$0 | \$1,183 |
| | Charter Totals | 6,986 | 24,262 | 31,248 | \$0 | \$23,264 |
| Coconino County Totals | | 689,573 | 1,573,635 | 2,263,208 | \$439,126 | \$702,809 |

Food Service Program Information

MEALS SERVED

| | | Breakfasts | Lunches | Totals | Value of Donated Commodities | Food Services Expenditures Funds 001, 610 and 625 |
|--|--|------------|---------|--------|------------------------------------|--|
|--|--|------------|---------|--------|------------------------------------|--|

Gila County

Districts

| | | | | | | |
|-----------|--------------------------------------|----------------|----------------|------------------|-----------------|------------------|
| 040149000 | Gila County Regional School District | 750 | 1,000 | 1,750 | \$0 | \$7,023 |
| 040201000 | Globe Unified District | 72,060 | 187,796 | 259,856 | \$0 | \$151,862 |
| 040241000 | Hayden-Winkelman Unified District | 59,594 | 62,083 | 121,677 | \$0 | \$39,338 |
| 040240000 | Miami Unified District | 150,944 | 125,756 | 276,700 | \$25,267 | \$26,258 |
| 040210000 | Payson Unified District | 85,114 | 264,175 | 349,289 | \$0 | \$120,100 |
| 040312000 | Pine Strawberry Elementary District | 6,886 | 16,186 | 23,072 | \$0 | \$42,085 |
| 040220000 | San Carlos Unified District | 68,370 | 253,080 | 321,450 | \$0 | \$0 |
| 040333000 | Tonto Basin Elementary District | 8,893 | 13,615 | 22,508 | \$451 | \$33,474 |
| 040305000 | Young Elementary District | 4,439 | 8,545 | 12,984 | \$666 | \$15,351 |
| | District Totals | 457,050 | 932,236 | 1,389,286 | \$26,384 | \$435,491 |

Charters

| | | | | | | |
|-----------|-----------------------|---------------|---------------|---------------|------------|-----------------|
| 048701000 | Destiny School, Inc. | 17,539 | 36,327 | 53,866 | \$0 | \$36,377 |
| | Charter Totals | 17,539 | 36,327 | 53,866 | \$0 | \$36,377 |

Gila County Totals

474,589 968,563 1,443,152 \$26,384 \$471,868

Graham County

Districts

| | | | | | | |
|-----------|-----------------------------|----------------|----------------|----------------|----------------|------------------|
| 050316000 | Bonita Elementary District | 4,861 | 11,490 | 16,351 | \$0 | \$27,376 |
| 050207000 | Ft Thomas Unified District | 58,707 | 79,216 | 137,923 | \$0 | \$94,635 |
| 050206000 | Pima Unified District | 26,504 | 96,135 | 122,639 | \$1,274 | \$51,406 |
| 050305000 | Solomon Elementary District | 15,755 | 28,690 | 44,445 | \$0 | \$18,422 |
| 050204000 | Thatcher Unified District | 7,417 | 46,515 | 53,932 | \$0 | \$118,225 |
| | District Totals | 113,244 | 262,046 | 375,290 | \$1,274 | \$310,064 |

Charters

| | | | | | | |
|-----------|--|----------|--------------|--------------|------------|----------------|
| 058701000 | Gila Educational Group dba Gila Preparat | 0 | 4,393 | 4,393 | \$0 | \$1,565 |
| | Charter Totals | 0 | 4,393 | 4,393 | \$0 | \$1,565 |

Graham County Totals

113,244 266,439 379,683 \$1,274 \$311,629

Greenlee County

Districts

| | | | | | | |
|-----------|--------------------------|---------------|----------------|----------------|-----------------|------------------|
| 060203000 | Clifton Unified District | 10,526 | 21,743 | 32,269 | \$2,931 | \$57,844 |
| 060202000 | Duncan Unified District | 0 | 52,413 | 52,413 | \$9,167 | \$22,588 |
| 060218000 | Morenci Unified District | 0 | 87,819 | 87,819 | \$3,241 | \$69,270 |
| | District Totals | 10,526 | 161,975 | 172,501 | \$15,339 | \$149,702 |

Greenlee County Totals

10,526 161,975 172,501 \$15,339 \$149,702

Food Service Program Information

| | | MEALS SERVED | | | Value of | Food Services |
|-----------------------------|---|----------------|----------------|----------------|------------------------|---|
| | | Breakfasts | Lunches | Totals | Donated Commodities | Expenditures Funds 001, 610 and 625 |
| La Paz County | | | | | | |
| Districts | | | | | | |
| 150576000 | Bicentennial Union High School District | 116,667 | 19,444 | 136,111 | \$6,776 | \$31,465 |
| 150426000 | Bouse Elementary District | 8,819 | 10,698 | 19,517 | \$230 | \$30,666 |
| 150227000 | Parker Unified School District | 71,664 | 264,952 | 336,616 | \$5,694 | \$41,366 |
| 150404000 | Quartzsite Elementary District | 37,289 | 52,701 | 89,990 | \$12,174 | \$27,740 |
| 150430000 | Salome Consolidated Elementary District | 11,348 | 18,106 | 29,454 | \$3,103 | \$70,852 |
| 150419000 | Wenden Elementary District | 16,941 | 21,070 | 38,011 | \$8,812 | \$78,522 |
| | District Totals | 262,728 | 386,971 | 649,699 | \$36,790 | \$280,611 |
| La Paz County Totals | | 262,728 | 386,971 | 649,699 | \$36,790 | \$280,611 |

Food Service Program Information

| | | MEALS SERVED | | | | Food Services |
|-----------------|---|--------------|-----------|------------|------------------------------------|---|
| | | Breakfasts | Lunches | Totals | Value of Donated Commodities | Expenditures Funds 001, 610 and 625 |
| Maricopa County | | | | | | |
| Districts | | | | | | |
| 070516000 | Agua Fria Union High School District | 43,860 | 176,427 | 220,287 | \$2,326 | \$12,162 |
| 070468000 | Alhambra Elementary District | 930,492 | 2,622,855 | 3,553,347 | \$343,558 | \$1,006,178 |
| 070447000 | Arlington Elementary District | 23,395 | 41,307 | 64,702 | \$0 | \$2,344 |
| 070444000 | Avondale Elementary District | 262,834 | 888,822 | 1,151,656 | \$144,562 | \$30,380 |
| 070431000 | Balsz Elementary District | 412,616 | 639,133 | 1,051,749 | \$120,366 | \$73,000 |
| 070433000 | Buckeye Elementary District | 88,945 | 475,381 | 564,326 | \$46,347 | \$207,139 |
| 070501000 | Buckeye Union High School District | 19,987 | 80,933 | 100,920 | \$6,434 | \$4,145 |
| 070483000 | Cartwright Elementary District | 703,835 | 3,044,203 | 3,748,038 | \$367,592 | \$264,371 |
| 070293000 | Cave Creek Unified District | 9,257 | 365,117 | 374,374 | \$0 | \$50,487 |
| 070280000 | Chandler Unified District | 436,195 | 2,564,916 | 3,001,111 | \$189,288 | \$507,568 |
| 070297000 | Deer Valley Unified District | 439,526 | 3,410,908 | 3,850,434 | \$13,971 | \$348,300 |
| 070289000 | Dysart Unified District | 656,485 | 2,508,978 | 3,165,463 | \$341,646 | \$183,300 |
| 070298000 | Fountain Hills Unified District | 13,500 | 166,420 | 179,920 | \$0 | \$14,310 |
| 070445000 | Fowler Elementary District | 353,630 | 722,179 | 1,075,809 | \$115,005 | \$0 |
| 070224000 | Gila Bend Unified District | 60,923 | 51,954 | 112,877 | \$0 | \$25,580 |
| 070241000 | Gilbert Unified District | 426,287 | 3,366,659 | 3,792,946 | \$180,518 | \$207,395 |
| 070440000 | Glendale Elementary District | 604,213 | 2,203,801 | 2,808,014 | \$214,796 | \$159,225 |
| 070505000 | Glendale Union High School District | 245,386 | 1,080,342 | 1,325,728 | \$159,161 | \$137,551 |
| 070260000 | Higley Unified School District | 31,240 | 676,722 | 707,962 | \$46,353 | \$0 |
| 070405000 | Isaac Elementary District | 557,880 | 1,454,404 | 2,012,284 | \$324,182 | \$89,963 |
| 070428000 | Kyrene Elementary District | 145,960 | 1,537,266 | 1,683,226 | \$236,936 | \$184,761 |
| 070459000 | Laveen Elementary District | 165,621 | 472,499 | 638,120 | \$39,976 | \$75,743 |
| 070425000 | Liberty Elementary District | 45,546 | 395,649 | 441,195 | \$260,213 | \$56,874 |
| 070479000 | Litchfield Elementary District | 262,244 | 1,023,712 | 1,285,956 | \$92,415 | \$66,496 |
| 070465000 | Littleton Elementary District | 227,741 | 673,911 | 901,652 | \$103,234 | \$43,841 |
| 070438000 | Madison Elementary District | 279,927 | 655,882 | 935,809 | \$125,470 | \$54,889 |
| 070204000 | Mesa Unified District | 1,939,867 | 8,095,612 | 10,035,479 | \$277,103 | \$743,668 |
| 070375000 | Morristown Elementary District | 6,020 | 19,284 | 25,304 | \$10,063 | \$41,183 |
| 070421000 | Murphy Elementary District | 206,529 | 463,023 | 669,552 | \$202,704 | \$102,983 |
| 070381000 | Nadaburg Elementary District | 31,423 | 112,123 | 143,546 | \$14,138 | \$7,570 |
| 070408000 | Osborn Elementary District | 305,267 | 599,195 | 904,462 | \$85,360 | \$97,027 |
| 070449000 | Palo Verde Elementary District | 24,831 | 71,028 | 95,859 | \$20,883 | \$99,220 |
| 070394000 | Paloma Elementary District | 3,545 | 4,648 | 8,193 | \$0 | \$31,358 |
| 070269000 | Paradise Valley Unified District | 896,219 | 2,387,868 | 3,284,087 | \$164,327 | \$323,673 |
| 070492000 | Pendergast Elementary District | 464,047 | 1,448,300 | 1,912,347 | \$207,258 | \$102,017 |
| 070211000 | Peoria Unified School District | 570,709 | 2,855,502 | 3,426,211 | \$38,894 | \$171,010 |
| 070401000 | Phoenix Elementary District | 584,750 | 1,445,289 | 2,030,039 | \$160,216 | \$247,930 |
| 070510000 | Phoenix Union High School District | 515,059 | 1,524,171 | 2,039,230 | \$353,674 | \$141,594 |
| 070295000 | Queen Creek Unified District | 72,270 | 475,116 | 547,386 | \$7,081 | \$41 |
| 070402000 | Riverside Elementary District | 39,762 | 125,083 | 164,845 | \$0 | \$521 |
| 070466000 | Roosevelt Elementary District | 1,781,908 | 1,877,120 | 3,659,028 | \$210,797 | \$69,060 |
| 070290000 | Saddle Mountain Unified School District | 44,064 | 155,271 | 199,335 | (\$2,856) | \$0 |
| 070248000 | Scottsdale Unified District | 565,499 | 1,727,645 | 2,293,144 | \$393,842 | \$0 |
| 070371000 | Sentinel Elementary District | 2,839 | 5,002 | 7,841 | \$0 | \$34,873 |
| 070403000 | Tempe School District | 787,025 | 1,840,876 | 2,627,901 | \$161,448 | \$130,230 |

Food Service Program Information

| | MEALS SERVED | | | Value of Donated Commodities | Food Services Expenditures Funds 001, 610 and 625 |
|--|--------------|---------|--------|------------------------------------|--|
| | Breakfasts | Lunches | Totals | | |

Maricopa County

Districts

| | | | | | | |
|-----------|---------------------------------------|-------------------|-------------------|-------------------|--------------------|--------------------|
| 070513000 | Tempe Union High School District | 6,377 | 85,907 | 92,284 | \$1,660,228 | \$19,218 |
| 070417000 | Tolleson Elementary District | 439,447 | 458,057 | 897,504 | \$0 | \$45,000 |
| 070514000 | Tolleson Union High School District | 141,285 | 528,245 | 669,530 | \$5,236 | \$45,764 |
| 070406000 | Washington Elementary School District | 2,487,811 | 3,979,826 | 6,467,637 | \$301,754 | \$379,826 |
| 070209000 | Wickenburg Unified District | 44,780 | 132,277 | 177,057 | \$0 | \$13,863 |
| 070407000 | Wilson Elementary District | 107,510 | 289,391 | 396,901 | \$34,358 | \$20,876 |
| | District Totals | 19,516,368 | 62,006,239 | 81,522,607 | \$7,780,856 | \$6,674,507 |

Charters

| | | | | | | |
|-----------|--|--------|--------|--------|---------|----------|
| 078604000 | Academy Of Excellence, Inc. | 7,392 | 11,922 | 19,314 | \$0 | \$858 |
| 078501000 | Ahwatukee Foothills Prep, Inc. | 2,502 | 12,153 | 14,655 | \$0 | \$42,556 |
| 078724000 | Allen-Cochran Enterprises, Inc. | 0 | 8,398 | 8,398 | \$0 | \$22,832 |
| 078989000 | American Basic Schools LLC | 0 | 79,352 | 79,352 | \$0 | \$18,251 |
| 078723000 | Arizona Call-a-Teen Youth Resources, Inc | 1,413 | 8,940 | 10,353 | \$0 | \$8,500 |
| 078961000 | Ascending Roots Scholastic & Athletic Pr | 13,511 | 13,947 | 27,458 | \$0 | \$6,315 |
| 078731000 | Back-to-Basics School | 2,435 | 25,254 | 27,689 | \$0 | \$16,847 |
| 078987000 | Ball Charter School (Hearn) | 0 | 19,413 | 19,413 | \$0 | \$25,741 |
| 078988000 | Ball Charter Schools (Dobson) | 0 | 37,752 | 37,752 | \$0 | \$9,891 |
| 078972000 | Bell Canyon Charter School, Inc | 9,466 | 49,794 | 59,260 | \$0 | \$75,186 |
| 098749000 | CAFA, Inc. | 0 | 38,687 | 38,687 | \$0 | \$60,000 |
| 078909000 | Carden Elementary School | 0 | 33,831 | 33,831 | \$0 | \$0 |
| 078908000 | CASY Country Day School | 5,157 | 17,984 | 23,141 | \$0 | \$16,755 |
| 078772000 | Challenge School, Inc. | 8,798 | 58,929 | 67,727 | \$0 | \$69,463 |
| 078916000 | Choice Education and Development Corp | 0 | 15,069 | 15,069 | \$0 | \$15,903 |
| 078915000 | Choice Education and Development Corp | 0 | 42,893 | 42,893 | \$0 | \$91,640 |
| 078917000 | Choice Education and Development Corp | 0 | 11,834 | 11,834 | \$0 | \$30,098 |
| 078971000 | Choice Education and Development Corp | 0 | 8,448 | 8,448 | \$0 | \$47,131 |
| 078995000 | Cholla Academy | 0 | 16,845 | 16,845 | \$0 | \$22,274 |
| 078975000 | Cortez Park Charter Middle School, Inc., | 5,088 | 24,947 | 30,035 | \$0 | \$54,514 |
| 078509000 | East Mesa Charter Elementary School, Inc | 7,779 | 44,388 | 52,167 | \$0 | \$12,638 |
| 078740000 | Edkey, Inc. - Redwood Academy | 1,432 | 10,158 | 11,590 | \$2,401 | \$3,634 |
| 078739000 | Educational Administrative Services | 0 | 5,668 | 5,668 | \$0 | \$0 |
| 078664000 | Employ-Ability Unlimited, Inc. dba Copp | 5,110 | 22,721 | 27,831 | \$0 | \$16,602 |
| 078901000 | Excalibur Charter School Inc | 13,799 | 44,765 | 58,564 | \$0 | \$19,262 |
| 078608000 | Florence Crittenton Services of Arizona, I | 14,925 | 16,201 | 31,126 | \$0 | \$0 |
| 078910000 | Franklin Arts Academies | 0 | 19,924 | 19,924 | \$0 | \$0 |
| 078998000 | Happy Valley School, Inc. | 0 | 44,650 | 44,650 | \$0 | \$10,234 |
| 078519000 | Imagine Charter Elementary at Camelback | 13,271 | 23,798 | 37,069 | \$0 | \$0 |
| 078520000 | Imagine Charter Elementary at Desert We | 15,723 | 53,899 | 69,622 | \$0 | \$0 |
| 078523000 | Imagine Elementary at Tempe, Inc. | 3,404 | 13,198 | 16,602 | \$0 | \$62,705 |
| 078521000 | Imagine Middle at East Mesa, Inc. | 501 | 2,964 | 3,465 | \$0 | \$0 |
| 078522000 | Imagine Middle at Surprise, Inc. | 231 | 7,046 | 7,277 | \$0 | \$23,668 |
| 078751000 | Integrity Education Corporation | 5,626 | 8,411 | 14,037 | \$0 | \$606 |
| 078902000 | International Studies Academy | 0 | 7,931 | 7,931 | \$0 | \$0 |
| 078928000 | James Sandoval Preparatory High School | 20,629 | 21,371 | 42,000 | \$0 | \$0 |

Food Service Program Information

| MEALS SERVED | | | | | Food Services | | |
|------------------------|--|------------|------------|------------|------------------------------------|---|--------|
| | | | | | Value of Donated Commodities | Expenditures Funds 001, 610 and 625 | |
| | | | | | Breakfasts | Lunches | Totals |
| Maricopa County | | | | | | | |
| Charters | | | | | | | |
| 078685000 | Legacy Schools | 0 | 41,731 | 41,731 | \$0 | \$54,634 | |
| 078647000 | Maricopa County Community College Dis | 0 | 10,263 | 10,263 | \$0 | \$7,506 | |
| 078949000 | Maya Public Charter High School | 0 | 23,310 | 23,310 | \$0 | \$4,468 | |
| 078613000 | Mesa Arts Academy | 12,768 | 31,599 | 44,367 | \$0 | \$2,702 | |
| 078976000 | Midtown Primary School | 0 | 11,707 | 11,707 | \$0 | \$494 | |
| 078904000 | Mission Charter School, Inc. | 0 | 9,261 | 9,261 | \$0 | \$639 | |
| 078771000 | New Horizon School for the Performing A | 0 | 17,247 | 17,247 | \$0 | \$1,249 | |
| 078930000 | Noah Webster Basic School | 0 | 64,384 | 64,384 | \$0 | \$108,817 | |
| 078603000 | OMEGA SCHOOLS d.b.a. Omega Acade | 22,635 | 64,477 | 87,112 | \$0 | \$82,375 | |
| 078940000 | Pan-American Elementary Charter | 0 | 37,111 | 37,111 | \$0 | \$20,732 | |
| 078912000 | Paragon Management, Inc. | 0 | 111,140 | 111,140 | \$3,725 | \$21,926 | |
| 078621000 | Partnership with Parents, Inc., dba Desert | 3,741 | 44,701 | 48,442 | \$0 | \$11,818 | |
| 078792000 | Pathfinder Charter School Foundation | 24,804 | 64,945 | 89,749 | \$0 | \$54,514 | |
| 078714000 | Phoenix Advantage Charter School, Inc. | 41,665 | 133,120 | 174,785 | \$0 | \$32,506 | |
| 078670000 | Precision Academy Systems, Inc | 15,460 | 49,457 | 64,917 | \$8,005 | \$95,663 | |
| 078508000 | Rosefield Charter Elementary School, Inc. | 2,841 | 33,698 | 36,539 | \$0 | \$111,477 | |
| 078656000 | Salt River Pima-Maricopa Community Sc | 66,443 | 109,655 | 176,098 | \$0 | \$0 | |
| 078734000 | Scottsdale Horizons Charter School | 1,186 | 7,940 | 9,126 | \$0 | \$11,210 | |
| 078973000 | Sierra Vista Charter School, Inc., dba Cha | 19,883 | 8,674 | 28,557 | \$0 | \$76,284 | |
| 078914000 | Skyline Technical High School | 2,148 | 18,634 | 20,782 | \$0 | \$15,719 | |
| 078747000 | Tertulia: A Learning Community | 20,645 | 41,024 | 61,669 | \$0 | \$0 | |
| 078757000 | Victory High School, Inc. | 0 | 1,786 | 1,786 | \$0 | \$129 | |
| 078935000 | West Gilbert Charter Elementary School, I | 0 | 46,367 | 46,367 | \$0 | \$92,179 | |
| 078974000 | West Gilbert Charter Middle School, Inc., | 0 | 6,070 | 6,070 | \$0 | \$17,554 | |
| 078933000 | Youngtown Public Charter School | 22,033 | 42,978 | 65,011 | \$4,005 | \$20,000 | |
| | Charter Totals | 414,444 | 1,914,764 | 2,329,208 | \$18,136 | \$1,628,700 | |
| Maricopa County Totals | | 19,930,812 | 63,921,003 | 83,851,815 | \$7,798,992 | \$8,303,206 | |

Food Service Program Information

MEALS SERVED

Mohave County

| | | Breakfasts | Lunches | Totals | Value of Donated Commodities | Food Services Expenditures Funds 001, 610 and 625 |
|-----------------------------|---|----------------|------------------|------------------|------------------------------------|--|
| Districts | | | | | | |
| 080214000 | Colorado City Unified District | 0 | 40,758 | 40,758 | \$0 | \$39,500 |
| 080502000 | Colorado River Union High School Distri | 12,739 | 124,570 | 137,309 | \$25,099 | \$9,137 |
| 080303000 | Hackberry School District | 6,528 | 8,338 | 14,866 | \$4,617 | \$31,851 |
| 080220000 | Kingman Unified School District | 158,896 | 659,420 | 818,316 | \$92,194 | \$24,169 |
| 080201000 | Lake Havasu Unified District | 197,843 | 734,082 | 931,925 | \$0 | \$118,250 |
| 080209000 | Littlefield Unified District | 31,171 | 73,762 | 104,933 | \$3,916 | \$54,371 |
| 080416000 | Mohave Valley Elementary District | 63,099 | 243,573 | 306,672 | \$23,857 | \$10,479 |
| 080306000 | Owens-Whitney Elementary District | 1,252 | 3,483 | 4,735 | \$1,192 | \$36,171 |
| 080412000 | Topock Elementary District | 12,902 | 11,698 | 24,600 | \$0 | \$0 |
| 080313000 | Yucca Elementary District | 0 | 5,238 | 5,238 | \$1,509 | \$7,906 |
| | District Totals | 484,430 | 1,904,922 | 2,389,352 | \$152,384 | \$331,834 |
| Charters | | | | | | |
| 088757000 | Desert Technology Schools, Inc. | 0 | 13,377 | 13,377 | \$0 | \$5,778 |
| 088620000 | Kingman Academy Of Learning | 0 | 0 | 0 | \$0 | \$12,603 |
| 088750000 | Lake Havasu Charter School, Inc. | 3,235 | 5,664 | 8,899 | \$0 | \$388 |
| | Charter Totals | 3,235 | 19,041 | 22,276 | \$0 | \$18,769 |
| Mohave County Totals | | 487,665 | 1,923,963 | 2,411,628 | \$152,384 | \$350,603 |

Navajo County

| | | | | | | |
|-----------------------------|---|----------------|------------------|------------------|------------------|------------------|
| Districts | | | | | | |
| 090232000 | Blue Ridge Unified District | 46,284 | 366,468 | 412,752 | \$0 | \$45,829 |
| 090225000 | Cedar Unified District | 66,535 | 69,777 | 136,312 | \$27,925 | \$838 |
| 090206000 | Heber-Overgaard Unified District | 16,202 | 73,290 | 89,492 | \$14,320 | \$34,691 |
| 090203000 | Holbrook Unified District | 94,794 | 210,581 | 305,375 | \$34,734 | \$86,276 |
| 090202000 | Joseph City Unified District | 10,683 | 38,994 | 49,677 | \$0 | \$24,477 |
| 090227000 | Kayenta Unified District | 158,073 | 312,319 | 470,392 | \$43,285 | \$168,157 |
| 090204000 | Pinon Unified District | 54,705 | 165,216 | 219,921 | \$31,833 | \$83,882 |
| 090210000 | Show Low Unified District | 83,805 | 231,589 | 315,394 | \$0 | \$15,925 |
| 090205000 | Snowflake Unified District | 51,147 | 187,231 | 238,378 | \$0 | \$96,858 |
| 090220000 | Whiteriver Unified District | 93,177 | 280,347 | 373,524 | \$0 | \$20,434 |
| 090201000 | Winslow Unified District | 49,597 | 185,306 | 234,903 | \$0 | \$4,190 |
| | District Totals | 725,002 | 2,121,118 | 2,846,120 | \$152,097 | \$581,556 |
| Charters | | | | | | |
| 098750000 | Founding Fathers Academies, Inc | 0 | 13,576 | 13,576 | \$3,096 | \$18,823 |
| 098748000 | Little Singer Community School Board In | 0 | 0 | 0 | \$0 | \$5,953 |
| 098747000 | Shonto Governing Board of Education, I | 40,077 | 71,664 | 111,741 | \$0 | \$27,018 |
| | Charter Totals | 40,077 | 85,240 | 125,317 | \$3,096 | \$51,794 |
| Navajo County Totals | | 765,079 | 2,206,358 | 2,971,437 | \$155,193 | \$633,350 |

Food Service Program Information

| | | MEALS SERVED | | | Value of | Food Services |
|---------------------------|---|------------------|-------------------|-------------------|------------------------|---|
| | | Breakfasts | Lunches | Totals | Donated Commodities | Expenditures Funds 001, 610 and 625 |
| Pima County | | | | | | |
| Districts | | | | | | |
| 100215000 | Ajo Unified District | 9,207 | 47,432 | 56,639 | \$1,771 | \$8,644 |
| 100351000 | Altar Valley Elementary District | 54,617 | 107,579 | 162,196 | \$26,373 | \$23,895 |
| 100210000 | Amphitheater Unified District | 327,205 | 1,334,624 | 1,661,829 | \$188,855 | \$126,662 |
| 100208000 | Flowing Wells Unified District | 213,690 | 627,727 | 841,417 | \$44,453 | \$45,806 |
| 100240000 | Indian Oasis-Baboquivari Unified District | 46,993 | 145,793 | 192,786 | \$27,444 | \$151,162 |
| 100206000 | Marana Unified District | 317,584 | 1,020,860 | 1,338,444 | \$0 | \$151,162 |
| 100230000 | Sahuarita Unified District | 104,985 | 439,648 | 544,633 | \$113,819 | \$100,000 |
| 100212000 | Sunnyside Unified District | 680,305 | 2,249,193 | 2,929,498 | \$2,692,479 | \$141,638 |
| 100213000 | Tanque Verde Unified District | 26,570 | 110,906 | 137,476 | \$30,587 | \$20,510 |
| 100201000 | Tucson Unified District | 1,237,371 | 6,196,534 | 7,433,905 | \$0 | \$421,422 |
| 100220000 | Vail Unified District | 94,034 | 680,383 | 774,417 | \$127,212 | \$44,993 |
| | District Totals | 3,112,561 | 12,960,679 | 16,073,240 | \$3,252,993 | \$1,235,894 |
| Charters | | | | | | |
| 108785000 | Aprender Tucson | 0 | 45,801 | 45,801 | \$0 | \$36,163 |
| 108709000 | Arizona Community Development Corpor | 148,486 | 112,753 | 261,239 | \$0 | \$0 |
| 108712000 | Cesar Chavez Learning Community, Inc. | 0 | 11,670 | 11,670 | \$0 | \$0 |
| 108789000 | Griffin Foundation, Inc. The | 0 | 0 | 0 | \$0 | \$17,907 |
| 108726000 | Ha:san Educational Services | 33,055 | 3,947 | 37,002 | \$3,015 | \$29,000 |
| 108702000 | Luz Academy of Tucson, Inc | 8,988 | 28,011 | 36,999 | \$0 | \$65,000 |
| 108774000 | MultiDimensional Literacy Corp. | 6,045 | 19,642 | 25,687 | \$2,952 | \$50,352 |
| 108711000 | Pima Prevention Partnership dba Pima Par | 13,415 | 20,562 | 33,977 | \$1,926 | \$30,613 |
| 108744000 | PPEP & Affiliates | 0 | 4,573 | 4,573 | \$0 | \$3,125 |
| 108778000 | Presidio School | 8,002 | 16,362 | 24,364 | \$0 | \$61,210 |
| 108779000 | Southgate Academy, Inc. | 23,615 | 60,275 | 83,890 | \$0 | \$4,560 |
| 108714000 | Tucson International Academy, Inc. | 8,239 | 16,362 | 24,601 | \$0 | \$20,012 |
| 108766000 | Tucson Urban League, Inc. | 3,814 | 9,766 | 13,580 | \$0 | \$21,256 |
| | Charter Totals | 253,659 | 349,724 | 603,383 | \$7,893 | \$339,198 |
| Pima County Totals | | 3,366,220 | 13,310,403 | 16,676,623 | \$3,260,886 | \$1,575,092 |

Food Service Program Information

| | | MEALS SERVED | | | Value of Donated Commodities | Food Services Expenditures Funds 001, 610 and 625 |
|--|--|--------------|---------|--------|------------------------------------|--|
| | | Breakfasts | Lunches | Totals | | |

Pinal County

Districts

| | | | | | | |
|-----------|---|------------------|------------------|------------------|------------------|------------------|
| 110243000 | Apache Junction Unified District | 116,402 | 440,031 | 556,433 | \$40,250 | \$32,000 |
| 110404000 | Casa Grande Elementary District | 357,396 | 939,226 | 1,296,622 | \$126,004 | \$65,127 |
| 110502000 | Casa Grande Union High School District | 59,730 | 147,061 | 206,791 | \$0 | \$0 |
| 110221000 | Coolidge Unified District | 122,900 | 489,738 | 612,638 | \$18,600 | \$51,025 |
| 110411000 | Eloy Elementary District | 78,513 | 200,271 | 278,784 | \$240,668 | \$22,917 |
| 110201000 | Florence Unified School District | 112,378 | 544,073 | 656,451 | \$101,931 | \$34,355 |
| 110344000 | J O Combs Elementary District | 27,384 | 265,478 | 292,862 | \$0 | \$32,893 |
| 110208000 | Mammoth-San Manuel Unified District | 71,166 | 172,192 | 243,358 | \$0 | \$40,594 |
| 110220000 | Maricopa Unified School District | 206,676 | 435,350 | 642,026 | \$0 | \$15,000 |
| 110100000 | Mary C O'Brien Accommodation District | 24,265 | 37,068 | 61,333 | \$10,656 | \$51,649 |
| 110302000 | Oracle Elementary District | 19,490 | 61,443 | 80,933 | \$9,046 | \$0 |
| 110433000 | Picacho Elementary District | 22,988 | 38,802 | 61,790 | \$8,400 | \$10,248 |
| 110203000 | Ray Unified District | 38,860 | 71,806 | 110,666 | \$2,670 | \$35,915 |
| 110405000 | Red Rock Elementary District | 0 | 8,372 | 8,372 | \$2,093 | \$37,527 |
| 110418000 | Sacaton Elementary District | 83,706 | 133,559 | 217,265 | \$0 | \$23,418 |
| 110540000 | Santa Cruz Valley Union High School Dis | 10,288 | 22,834 | 33,122 | \$0 | \$9,423 |
| 110424000 | Stanfield Elementary District | 70,796 | 126,111 | 196,907 | \$38,475 | \$28,836 |
| 110215000 | Superior Unified School District | 31,484 | 76,515 | 107,999 | \$18,211 | \$2,347 |
| 110422000 | Toltec Elementary District | 116,640 | 166,588 | 283,228 | \$191,513 | \$33,644 |
| | District Totals | 1,571,062 | 4,376,518 | 5,947,580 | \$808,518 | \$526,918 |

Charters

| | | | | | | |
|-----------|--|---------------|---------------|---------------|------------|------------------|
| 118705000 | Akimel O Otham Pee Posh Charter School | 0 | 0 | 0 | \$0 | \$4,774 |
| 118701000 | Casa Blanca Middle School | 10,041 | 29,043 | 39,084 | \$0 | \$84,510 |
| 118702000 | Ira H. Hayes Memorial Applied Learning | 2,418 | 5,888 | 8,306 | \$0 | \$17,845 |
| | Charter Totals | 12,459 | 34,931 | 47,390 | \$0 | \$107,129 |

| | | | | | |
|----------------------------|------------------|------------------|------------------|------------------|------------------|
| Pinal County Totals | 1,583,521 | 4,411,449 | 5,994,970 | \$808,518 | \$634,047 |
|----------------------------|------------------|------------------|------------------|------------------|------------------|

Santa Cruz County

Districts

| | | | | | | |
|-----------|--------------------------------------|----------------|----------------|------------------|----------------|------------------|
| 120201000 | Nogales Unified District | 291,179 | 849,126 | 1,140,305 | \$0 | \$132,779 |
| 120406000 | Patagonia Elementary District | 0 | 0 | 0 | \$0 | \$15,000 |
| 120520000 | Patagonia Union High School District | 12,640 | 20,450 | 33,090 | \$3,885 | \$15,156 |
| | District Totals | 303,819 | 869,576 | 1,173,395 | \$3,885 | \$162,935 |

Charters

| | | | | | | |
|-----------|--------------------------|---------------|---------------|---------------|------------|----------------|
| 128703000 | Mexicayotl Academy, Inc. | 10,748 | 17,475 | 28,223 | \$0 | \$3,023 |
| | Charter Totals | 10,748 | 17,475 | 28,223 | \$0 | \$3,023 |

| | | | | | |
|---------------------------------|----------------|----------------|------------------|----------------|------------------|
| Santa Cruz County Totals | 314,567 | 887,051 | 1,201,618 | \$3,885 | \$165,958 |
|---------------------------------|----------------|----------------|------------------|----------------|------------------|

Food Service Program Information

MEALS SERVED

Food Services
Expenditures
Funds 001,
610 and 625

Value of
Donated
Commodities

Breakfasts Lunches Totals

Yavapai County

Districts

| | | | | | | |
|-----------|---|----------------|------------------|------------------|------------------|------------------|
| 130231000 | Ash Fork Joint Unified District | 7,993 | 27,190 | 35,183 | \$2,108 | \$0 |
| 130220000 | Bagdad Unified District | 0 | 33,468 | 33,468 | \$0 | \$62,208 |
| 130326000 | Beaver Creek Elementary District | 37,100 | 44,872 | 81,972 | \$52,902 | \$39,734 |
| 130350000 | Canon Elementary District | 19,046 | 31,139 | 50,185 | \$3,409 | \$22,268 |
| 130251000 | Chino Valley Unified District | 222,495 | 285,660 | 508,155 | \$59,922 | \$43,052 |
| 130403000 | Clarkdale-Jerome Elementary District | 12,478 | 49,648 | 62,126 | \$9,081 | \$10,916 |
| 130317000 | Congress Elementary District | 7,068 | 15,871 | 22,939 | \$11,430 | \$4,936 |
| 130222000 | Humboldt Unified District | 205,030 | 716,356 | 921,386 | \$11,376 | \$43,720 |
| 130323000 | Kirkland Elementary District | 0 | 7,938 | 7,938 | \$2,266 | \$38,335 |
| 130243000 | Mayer Unified School District | 33,799 | 71,191 | 104,990 | \$14,662 | \$6,469 |
| 130201000 | Prescott Unified District | 91,638 | 378,004 | 469,642 | \$49,072 | \$22,721 |
| 130209000 | Sedona-Oak Creek Joint Unified District | 13,880 | 109,668 | 123,548 | \$29,843 | \$16,806 |
| 130315000 | Skull Valley Elementary District | 0 | 3,332 | 3,332 | \$1,223 | \$38,618 |
| 130352000 | Yarnell Elementary District | 4,900 | 11,152 | 16,052 | \$2,773 | \$47,898 |
| | District Totals | 655,427 | 1,785,489 | 2,440,916 | \$250,067 | \$397,681 |

Charters

| | | | | | | |
|-----------|---|---------------|----------------|----------------|-----------------|------------------|
| 138760000 | Acorn Montessori Charter School | 4,528 | 35,558 | 40,086 | \$5,496 | \$0 |
| 138753000 | Chester Newton Charter and Montessori S | 7,407 | 18,814 | 26,221 | \$4,660 | \$0 |
| 138711000 | Mingus Mountain Estate Residential Cent | 34,388 | 37,975 | 72,363 | \$0 | \$187,483 |
| 138712000 | Mingus Springs Charter School | 5,114 | 16,236 | 21,350 | \$9,029 | \$10,049 |
| | Charter Totals | 51,437 | 108,583 | 160,020 | \$19,185 | \$197,532 |

Yavapai County Totals

706,864 1,894,072 2,600,936 \$269,252 \$595,213

Yuma County

Districts

| | | | | | | |
|-----------|-------------------------------------|------------------|------------------|------------------|------------------|------------------|
| 140550000 | Antelope Union High School District | 0 | 54,294 | 54,294 | \$1,777 | \$54,384 |
| 140413000 | Crane Elementary District | 307,455 | 913,502 | 1,220,957 | \$141,332 | \$13,462 |
| 140432000 | Gadsden Elementary District | 385,415 | 844,082 | 1,229,497 | \$142,510 | \$85,472 |
| 140416000 | Hyder Elementary District | 23,513 | 27,506 | 51,019 | \$600 | \$49,048 |
| 140417000 | Mohawk Valley Elementary District | 16,463 | 37,114 | 53,577 | \$865 | \$12,891 |
| 140411000 | Somerton Elementary District | 219,405 | 467,100 | 686,505 | \$35,587 | \$104,006 |
| 140424000 | Wellton Elementary District | 20,984 | 60,805 | 81,789 | \$0 | \$0 |
| 140401000 | Yuma Elementary District | 857,877 | 1,771,298 | 2,629,175 | \$258,755 | \$181,999 |
| 140570000 | Yuma Union High School District | 217,228 | 602,085 | 819,313 | \$2,499 | \$190,397 |
| | District Totals | 2,048,340 | 4,777,786 | 6,826,126 | \$583,925 | \$691,659 |

Charters

| | | | | | | |
|-----------|-------------------------------------|---------------|----------------|----------------|------------|------------------|
| 148761000 | Carpe Diem Collegiate High School | 0 | 21,589 | 21,589 | \$0 | \$30,000 |
| 148760000 | Harvest Power Community Development | 33,308 | 87,458 | 120,766 | \$0 | \$45,000 |
| 148759000 | Juniper Tree Academy | 0 | 44,135 | 44,135 | \$0 | \$30,000 |
| 148758000 | Yuma Private Industry Council, Inc. | 5,497 | 6,784 | 12,281 | \$0 | \$1,552 |
| | Charter Totals | 38,805 | 159,966 | 198,771 | \$0 | \$106,552 |

Yuma County Totals

2,087,145 4,937,752 7,024,897 \$583,925 \$798,211

Food Service Program Information

| | MEALS SERVED | | | Value of | Food Services |
|---------------------|-------------------|--------------------|--------------------|------------------------|---|
| | Breakfasts | Lunches | Totals | Donated Commodities | Expenditures Funds 001, 610 and 625 |
| State Totals | 32,386,153 | 100,707,933 | 133,094,086 | \$14,461,364 | \$16,186,015 |

State Summary of Financial Data Districts

| Finances by Fund | July 1, 2006 Balance | Revenues | Transfers | Expenditures | | June 30, 2007 Balance | | | | |
|--|-------------------------|-------------------|------------------------------------|-----------------|--------------------|--------------------------|------------------------|--------------------|--------|-----------------|
| | | | | Budget | Actual | | | | | |
| Maintenance & Operations (M&O) | \$344,248,248 | \$5,359,532,690 | \$9,761,079 | \$5,374,311,021 | \$5,303,756,195 | \$409,785,822 | | | | |
| Clstrm St-CSF & Ins Imp Funds-IIF | \$112,401,352 | \$415,124,910 | \$0 | \$541,696,879 | \$384,338,718 | \$143,187,544 | | | | |
| Unrestricted Capital Outlay | \$231,306,682 | \$227,370,768 | \$60,284,538 | \$506,054,558 | \$269,137,382 | \$249,824,606 | | | | |
| Soft Capital Allocation | \$110,650,942 | \$230,963,411 | \$345,917 | \$290,109,216 | \$211,087,939 | \$130,872,331 | | | | |
| Deficiencies Correction | \$1,169,200 | \$3,348,818 | \$0 | \$10,693,133 | \$3,225,205 | \$1,292,813 | | | | |
| Building Renewal | \$84,095,172 | \$98,133,589 | \$0 | \$152,535,044 | \$80,529,057 | \$101,699,704 | | | | |
| New School Facilities | \$21,726,475 | \$329,188,443 | \$0 | \$528,883,327 | \$344,001,223 | \$6,913,695 | | | | |
| Adjacent Ways | \$47,536,459 | \$68,592,540 | \$67 | \$119,065,425 | \$68,786,056 | \$47,343,010 | | | | |
| Debt Service | \$411,116,126 | \$821,345,872 | \$4,143,280 | \$682,783,173 | \$773,892,681 | \$462,712,597 | | | | |
| School Plant | \$44,138,260 | \$10,422,379 | (\$382,819) | \$33,446,087 | \$9,041,317 | \$45,136,503 | | | | |
| Federal Projects | \$85,686,696 | \$609,102,324 | (\$13,239,698) | \$795,977,961 | \$623,477,194 | \$58,072,128 | | | | |
| State Projects | \$17,792,562 | \$58,725,590 | \$0 | \$77,892,969 | \$55,896,810 | \$20,621,342 | | | | |
| Food Services | \$42,328,030 | \$317,722,189 | \$174,228 | \$343,239,811 | \$311,403,812 | \$48,820,635 | | | | |
| Other | \$328,380,818 | \$403,547,016 | \$7,596,459 | \$420,535,031 | \$375,643,609 | \$363,880,684 | | | | |
| Total | \$1,882,577,022 | \$8,953,120,539 | \$68,683,051 | \$9,877,223,635 | \$8,814,217,198 | \$2,090,163,415 | | | | |
| Bond Building | \$675,288,830 | \$550,950,268 | \$198,147,393 | \$1,219,960,030 | \$682,015,873 | \$742,370,618 | | | | |
| Intergovernmental Agreements | \$21,210,563 | \$62,986,332 | (\$66,751) | \$83,820,770 | \$55,589,478 | \$28,540,666 | | | | |
| Indirect Costs | \$29,378,942 | \$3,920,133 | \$19,305,673 | \$43,205,430 | \$21,793,924 | \$30,810,824 | | | | |
| Revenues Received By Source | | Local | County | State | Federal | Total Rev | | | | |
| M&O , CSF, & IIF | | \$2,009,578,350 | \$3,775,801 | \$3,614,213,203 | \$147,090,246 | \$5,774,657,600 | | | | |
| Unrestricted Capital Outlay | | \$133,440,879 | \$121,759 | \$93,808,130 | \$0 | \$227,370,768 | | | | |
| Soft Capital Outlay | | \$68,207,335 | \$177,291 | \$162,578,786 | \$0 | \$230,963,411 | | | | |
| School Facilities | | \$0 | \$0 | \$430,625,899 | \$0 | \$430,625,899 | | | | |
| Adjacent Ways | | \$68,592,540 | \$0 | \$0 | \$0 | \$68,592,540 | | | | |
| Debt Service | | \$821,259,351 | \$0 | \$0 | \$86,521 | \$821,345,872 | | | | |
| Other: See Definitions for Description | | \$526,882,092 | \$0 | \$64,607,729 | \$808,074,628 | \$1,399,564,449 | | | | |
| Total By Source | | \$3,627,960,547 | \$4,074,851 | \$4,365,833,746 | \$955,251,395 | \$8,953,120,539 | | | | |
| Percentage Of Total Revenues | | 40.52% | 0.05% | 48.76% | 10.67% | 100.00% | | | | |
| Special Education Expenditures | Budget | Actual | Gifted Program Duplicated Counts | | | | | | | |
| Autism | \$24,357,832 | \$29,511,966 | KG | 1 | 2 | 3 | 4 | 5 | 6 | 7 |
| Emotional Disability | \$59,791,955 | \$58,305,765 | 545 | 2,002 | 2,992 | 5,343 | 7,214 | 8,829 | 9,331 | 9,789 |
| Hearing Impairments | \$16,675,553 | \$14,974,812 | 8 | K-8 | 9 | 10 | 11 | 12 | 9-12 | K-12 |
| Other Health Impairments | \$11,938,474 | \$12,988,648 | 12,374 | 58,419 | 9,774 | 10,593 | 10,041 | 10,164 | 40,572 | 98,991 |
| Specific Learning Disability | \$210,379,034 | \$209,731,465 | Gifted Program Actual Expenditures | | | Tax Rates | | Valuation | | |
| Mild, Mod, Sev Mental Retardation | \$93,810,951 | \$83,598,233 | K-8 | | | Primary | 3.3472 | \$97,703,636,366 | | |
| Multiple Disabilities | \$30,746,091 | \$32,835,130 | \$24,797,360 | | | Secondary | 1.0029 | \$68,138,514,654 | | |
| Multiple Disabilities with SSI | \$10,789,383 | \$11,027,393 | 9-12 | | | S.R.P. | | \$1,577,237,503 | | |
| Orthopedic Impairment | \$18,499,315 | \$18,464,887 | Avg Daily Membership | | Total Resident | Attending Resident | Attending Non-Resident | Total Attending | | |
| Preschool Moderate Delay | \$17,908,510 | \$17,938,367 | 04-05 Elem | | 624,762.834 | 623,745.619 | 430.675 | 624,176.294 | | |
| Preschool Severe Delay | \$10,833,031 | \$11,391,840 | 04-05 HS | | 262,065.773 | 258,052.755 | 3,826.635 | 261,879.390 | | |
| Preschool Speech/Lang Delay | \$12,079,866 | \$12,965,706 | 04-05 Total | | 886,828.606 | 881,798.374 | 4,257.310 | 886,055.684 | | |
| Speech/Language Impairment | \$87,821,024 | \$92,873,461 | 05-06 Elem | | 640,113.682 | 638,982.610 | 497.690 | 639,480.300 | | |
| Traumatic Brain Injury | \$1,438,664 | \$1,268,227 | 05-06 HS | | 274,785.373 | 270,891.728 | 3,670.765 | 274,562.493 | | |
| Visual Impairment | \$9,359,308 | \$8,899,300 | 05-06 Total | | 914,899.055 | 909,874.337 | 4,168.455 | 914,042.792 | | |
| Subtotal | \$616,428,991 | \$616,775,200 | 06-07 Elem | | 651,865.617 | 650,803.085 | 549.371 | 651,352.456 | | |
| Gifted | \$33,033,136 | \$34,716,151 | 06-07 HS | | 283,948.960 | 280,207.535 | 3,667.923 | 283,875.458 | | |
| ELL Prog (Inc. Costs/Comp. Ins.) | \$60,676,415 | \$53,839,649 | 06-07 Total | | 935,814.577 | 931,010.620 | 4,217.294 | 935,227.914 | | |
| Remedial Education | \$8,265,771 | \$32,221,462 | Certified Staff | Certified FTE | Students Per Staff | Classified Staff | Classified FTE | Students Per Staff | | |
| Vocational Tech Ed | \$127,929,827 | \$89,972,784 | Admins | 3,174.47 | 322.89 | Managers | 2,750.25 | 372.70 | | |
| Career Education | \$1,283,466 | \$3,021,462 | Teachers | 52,590.37 | 19.49 | Teacher Aides | 13,414.15 | 76.41 | | |
| Total | \$847,617,606 | \$830,546,708 | Others | 4,744.51 | 216.04 | Others | 31,350.43 | 32.70 | | |
| Miscellaneous Data as of 6/30/2007 | | | Subtotal | 60,509.35 | 16.94 | Subtotal | 47,514.83 | 21.57 | | |
| Bonds Outstanding | | | Total FTE | | 108,024.18 | Total Students Per Staff | | 9.49 | | |
| Land & Improvements | | | Year End Teacher FTs\$ | | | | | | | 1,858,946.96 |
| Building & Improvements | | | Year End Teacher Salaries | | | | | | | \$5,686,900,495 |
| Furniture, Equip, Vehicles | | | Superintendent's Salary | | | | | | | \$18,280,174 |
| Construction in Progress | | | | | | | | | | |
| Fall 2006 Enrollment | 1,025,007 | Number of Schools | 1,581 | | | | | | | |

State Summary of Financial Data Charter Schools

| Finances by Project | Revenues | Expenditures | |
|--|----------------------|----------------------|----------------------|
| | | Budget | Actual |
| General Projects | \$584,348,502 | \$560,095,316 | \$570,205,005 |
| Federal Projects | \$44,985,445 | \$40,204,196 | \$42,101,354 |
| State Projects | \$3,977,929 | \$4,116,829 | \$3,928,052 |
| Classroom Site Project / Instructional Improvement | \$41,914,854 | \$39,443,574 | \$41,033,022 |
| Schoolwide Project Total | \$675,226,730 | \$643,859,915 | \$657,267,433 |

| Revenues Received By Source | Local | Intermediate | State | Federal | Total Rev |
|-------------------------------------|---------------------|--------------------|----------------------|---------------------|----------------------|
| Schoolwide Project | \$46,632,825 | \$1,242,726 | \$568,663,072 | \$58,688,107 | \$675,226,730 |
| Percentage Of Total Revenues | 6.91% | 0.18% | 84.22% | 8.69% | 100.00% |

| Special Education Expenditures | Budget | Actual |
|-----------------------------------|---------------------|---------------------|
| Autism | \$670,376 | \$1,015,940 |
| Emotional Disability | \$827,264 | \$954,564 |
| Hearing Impairments | \$674,748 | \$643,029 |
| Other Health Impairments | \$459,671 | \$823,049 |
| Specific Learning Disability | \$8,710,059 | \$9,471,971 |
| Mild, Mod, Sev Mental Retardation | \$1,600,785 | \$1,048,759 |
| Multiple Disabilities | \$897,537 | \$771,024 |
| Multiple Disabilities with SSI | \$243,662 | \$326,923 |
| Orthopedic Impairment | \$246,385 | \$768,122 |
| Speech/Language Impairment | \$3,021,831 | \$4,733,285 |
| Traumatic Brain Injury | \$16,170 | \$6,482 |
| Visual Impairment | \$136,254 | \$180,382 |
| Subtotal | \$17,504,742 | \$20,743,530 |
| Gifted | \$159,893 | \$153,416 |
| ELL Prog (Inc. Costs/Comp. Ins.) | \$217,698 | \$130,698 |
| Remedial Education | \$71,284 | \$289,025 |
| Vocational Tech Ed | \$2,000 | \$750 |
| Career Education | \$16,692 | \$5,131 |
| Total | \$17,972,309 | \$21,322,550 |

| Gifted Program Duplicated Counts | | | | | | | |
|----------------------------------|------------|----------|-----------|-----------|-----------|-------------|-------------|
| KG | 1 | 2 | 3 | 4 | 5 | 6 | 7 |
| 8 | 19 | 41 | 56 | 63 | 92 | 66 | 54 |
| 8 | K-8 | 9 | 10 | 11 | 12 | 9-12 | K-12 |
| 54 | 453 | 9 | 6 | 6 | 16 | 37 | 490 |

| Gifted Program Actual Expenditures | |
|------------------------------------|-----------|
| K-8 | \$337,354 |
| 9-12 | \$33,310 |

| Miscellaneous Data as of 6/30/2007 | |
|------------------------------------|--------------|
| Land & Improvements | \$10,848,819 |
| Building & Improvements | \$42,989,757 |
| Equipment | \$11,387,142 |
| Construction in Progress | \$26,009,541 |

| Average Daily Membership | Total Attending |
|--------------------------|-------------------|
| 2004-2005 Elementary | 47,191.800 |
| 2004-2005 High School | 30,499.165 |
| 2004-2005 Total | 77,690.965 |
| 2005-2006 Elementary | 51,045.340 |
| 2005-2006 High School | 30,366.705 |
| 2005-2006 Total | 81,412.045 |
| 2006-2007 Elementary | 55,187.995 |
| 2006-2007 High School | 33,398.888 |
| 2006-2007 Total | 88,586.883 |

| | | | |
|-----------------------------|--------|--------------------------|-----|
| Fall 2006 Enrollment | 92,071 | Number of Schools | 442 |
|-----------------------------|--------|--------------------------|-----|

| | |
|-----------------------------|----------|
| Year End Teacher FTE | 4,827.20 |
|-----------------------------|----------|

| | |
|----------------------------------|---------------|
| Year End Teacher Salaries | \$161,760,829 |
|----------------------------------|---------------|

Definitions for Per Student Expenditure Amounts

Sections I through VI

FY 2007 current expenditures by type of expenditure and total expenditures by fund for each school district and charter school were reported to the Arizona Department of Education on each district's or charter school's Annual Financial Report (AFR). District Sponsored Charter School (DSCS) expenditure data is included with the sponsoring district in both the district level and school level reports. Payson Center for Success, however, submitted a charter AFR and so is also included in the Charter Holder financial information in sections IV and VI. The inclusion of this data in both the district and charter sections of this report does represent a duplicate reporting.

Please note that information on the AFR is not audited at this time. The current expenditure figures and the expenditures by fund or project are reported separately on the AFR. Differences between current expenditures and total expenditures are due to definitional differences or differences in how various districts and charters account for expenditures. Current expenditures are a subset of total expenditures, pursuant to A.R.S. § 15-746 (A) (4).

The following pages present data on total and per student expenditures for school districts and for charter schools both at the district and holder level (Sections III and V) as well as at the school or site level – Sections IV and VI. Two different types of expenditures are listed: current expenditures by type of expenditure and total expenditures by fund or project.

I. Current Expenditures by Type of District and School:

This summary page lists the various types of districts and schools, provides the attending Average Daily Membership (ADM) for each of these types, and lists the total dollars expended by type of expenditure. The per student amounts were calculated by dividing the reported expenditure figures by the resident plus non-resident attending average membership for the district or charter school as reported to the Arizona Department of Education.

II. Current Expenditures for Districts and Charters:

Expenditures by type are summarized for each district and charter from all funds or projects for elementary and secondary education (to include M&O, CSF, IIF, most federal and state projects, etc., for K-12 education). Excluded are expenditures for land and land improvements, buildings and building improvements, furniture, equipment, and vehicles. Also excluded are Internal Service Fund operations, Community School Fund operations, debt retirement, student activities, and nonpublic school programs (e.g., adult/continuing education, community college education, community services, and day care centers). Current expenditures are reported under the following subcategories:

A. Classroom Instruction:

Regular and Special Education Expenditures related to activities dealing directly with the interaction between teachers and students to **exclude** classroom supplies.

Definitions for Per Student Expenditure Amounts

Sections I through VI

B. Classroom Supplies:

All supply and textbook expenditures related to regular and special education classroom instruction to **exclude** library books and supplies.

C. Administration:

All expenditures pertaining to administering policy for the operation of the district or charter, the business operations of the district or charter, school level administration and all other central support services.

D. Support Services-Students:

Expenditures for services such as social work, guidance, health, psychological, speech, audiology and other therapies.

E. Other Support Services & Operations:

Expenditures for instructional staff support, media services, and non-instructional services such as food services, plant and maintenance support, transportation and community services operations.

III. Expenditures by Fund for School Districts:

A. Maintenance & Operations, Classroom Site Fund & Instructional Improvement Fund Expenditures:

1. Fund 001 – Maintenance & Operations:

Administration, Instruction, Instruction Support, and Operations for Regular Programs, Special Programs, Pupil Transportation, Desegregation, Overrides, and Dropout Prevention. For districts which have sponsored charter schools, these expenditures include expenditures made on behalf of the sponsored charter school.

2. Fund 010 - Classroom Site Fund (CSF):

Revenues and expenditures resulting from the passage of Proposition 301 in November, 2000. These funds may be expended on three purposes outlined in A.R.S. § 15-977: teacher base pay increases, teacher performance pay, and specified maintenance and operations purposes such as class size reduction or drop-out prevention programs.

3. Fund 020 - Instructional Improvement Fund (IIF):

Expenditures of revenues generated by Tribal Gaming compacts with the State of Arizona with the passage of Proposition 201, passed by Arizona voters on November 5, 2002. These funds may be expended pursuant to A.R.S. § 15-979.

Definitions for Per Student Expenditure Amounts

Sections I through VI

B. Capital Expenditures: Sum of expenditures from the Unrestricted Capital Outlay and Soft Capital Allocation.

1. Fund 610 - Unrestricted Capital Outlay:

Capital Expenditures to include furniture and equipment, vehicles, and other expenditures from capital desegregation and capital override revenues.

2. Fund 625 - Soft Capital Allocation:

Soft Capital Expenditures, as defined in A.R.S. §15-962, for short-term capital items that are required to meet academic adequacy standards such as technology, textbooks, library resources, instructional aids, pupil transportation vehicles, furniture and equipment. For districts which have sponsored charter schools, these expenditures include expenditures made on behalf of the sponsored charter school.

C. Facilities Expenditures:

1. Fund 685 - Deficiencies Correction and Fund 686 – Emergency Deficiencies Correction:

Capital expenditures directed at correcting square footage and quality deficiencies pursuant to A.R.S. § 15-2011, A.R.S. §15-2021, and A.R.S. §15-2022.

2. Fund 690 - Building Renewal:

Capital expenditures for the purpose of making major renovations and repairs of buildings, upgrading systems and areas that will extend a building's useful life, and relocation or placement of portable and modular buildings.

3. Fund 695 - New School Facilities:

Capital expenditures for the construction of new school facilities or the purchase of land for new school sites.

4. Fund 620 – Adjacent Ways:

Expenditures related to the improvement of public streets, alleys and sidewalks, etc. adjacent to school property.

5. Funds 700 & 720 - Debt Service:

Payments of interest and principal on general obligation debt.

D. State and Federal Project Expenditures:

1. Funds 100 through 399 – Federal Projects:

Expenditures from federally funded projects such as Title I and IDEA.

2. Funds 400 through 499-State Projects:

Expenditures from state funded projects.

Definitions for Per Student Expenditure Amounts

Sections I through VI

E. Other Expenditures – Sum of expenditures from the following funds:

1. Fund 510 - Food Services:
Expenditures related to food services. The receipts from the sale of meals have NOT been subtracted to produce a net food service cost.
2. Funds 500, 505, 506 & 640 - School Plant:
Expenditures made for maintenance and operations or capital items from proceeds from sale and lease of district property.
3. Other Funds:
Expenditures from miscellaneous funds such as Student Activities, Community Services, Tax Credit, Gifts and Donations etc.

IV. Total Expenditures by Project - Charter schools:

Charter Schools are not required to distinguish expenditures for capital from those expenditures made for maintenance and operations purposes. Expenditures for charter schools are reported as General Project expenditures, Classroom Site Project & Instructional Improvement Project expenditures, state and federal project expenditures, and are reported on the charter school's Annual Financial Report.

A. General Projects:

Project 1000 - Includes all regular education and special education expenditures from state equalization revenues to include salaries, employee benefits, purchased services, textbooks, library books, transportation and supplies.

B. Classroom Site Project & Instructional Improvement Project:

1. Project 1010 – Classroom Site Project (CSP):
Revenues and expenditures resulting from the passage of Proposition 301 in November, 2000. These funds may be expended on three purposes outlined in A.R.S. § 15-977: teacher base pay increases, teacher performance pay, and specified maintenance and operations purposes such as class size reduction and drop-out prevention programs.
2. Project 1020 – Instructional Improvement Project (IIP):
Expenditures of revenues generated by Tribal Gaming compacts with the State of Arizona with the passage of Proposition 201, passed by Arizona voters on November 5, 2002. These funds may be expended pursuant to A.R.S. § 15-979.

C. State and Federal Project Expenditures:

1. Projects 1100 through 1399 – Federal Projects:
Expenditures from federally funded projects such as Title I and IDEA.
2. Projects 1400 through 1499 – State Projects:
Expenditures from state funded projects.

Definitions for Per Student Expenditure Amounts

Sections I through VI

3. Indirect Costs Expenditures from Federal Projects:

Expenditures for maintenance and operations purposes to support Federal Projects

V. School Level Expenditures by Fund for Districts:

Districts that have more than one school are required to submit a School by School Annual Financial Report. The values submitted on this file follow the same guidelines prescribed in Section III. If the District did not submit a School by School Annual Financial Report then the District values that were reported in Section III will be displayed.

VI. School Level Expenditures by Fund for Charter Schools:

Charter Schools that have more than one site are required to submit a School by School Annual Financial Report. The values submitted on this file follow the same guidelines prescribed in Section IV. If the Charter School did not submit a School by School Annual Financial Report then the Charter School values that were reported in Section IV will be displayed.

Current Expenditures by Type of District and School

| District Type | Classroom Instruction | Classroom Supplies | Administration | Student Support Services | Other Support Services and Operations | Total Current Expenditures |
|--|-----------------------|--------------------|----------------|--------------------------|---------------------------------------|----------------------------|
| Accommodation Districts (Based on attending ADM of 2,794) | \$13,654,347 | \$704,878 | \$5,467,553 | \$2,834,560 | \$5,205,836 | \$27,867,174 |
| Per Student Amounts... | \$4,887 | \$252 | \$1,957 | \$1,014 | \$1,863 | \$9,973 |
| Unified Districts (Based on attending ADM of 578,442) | \$2,316,314,530 | \$126,612,112 | \$405,564,171 | \$304,463,983 | \$1,072,573,406 | \$4,225,528,202 |
| Per Student Amounts... | \$4,004 | \$219 | \$701 | \$526 | \$1,854 | \$7,305 |
| Common Districts Not Within H.S. District (Based on attending ADM of 8,128) | \$52,284,268 | \$2,050,063 | \$10,005,364 | \$2,613,176 | \$19,277,416 | \$86,230,287 |
| Per Student Amounts... | \$6,432 | \$252 | \$1,231 | \$321 | \$2,372 | \$10,609 |
| Common Districts Within H.S. District (Based on attending ADM of 240,503) | \$968,905,248 | \$60,561,758 | \$173,646,709 | \$126,577,172 | \$453,824,296 | \$1,783,515,183 |
| Per Student Amounts... | \$4,029 | \$252 | \$722 | \$526 | \$1,887 | \$7,416 |
| High School Districts (Based on attending ADM of 86,547) | \$365,685,049 | \$15,766,750 | \$56,837,567 | \$57,745,696 | \$170,219,256 | \$666,254,318 |
| Per Student Amounts... | \$4,225 | \$182 | \$657 | \$667 | \$1,967 | \$7,698 |
| Joint Technological Education Districts (Based on attending ADM of 17,150) | \$29,956,226 | \$492,181 | \$5,729,731 | \$922,150 | \$3,652,811 | \$40,753,099 |
| Per Student Amounts... | \$1,747 | \$29 | \$334 | \$54 | \$213 | \$2,376 |
| Charter Schools (Based on attending ADM of 85,545) | \$255,752,634 | \$19,835,336 | \$121,107,493 | \$29,031,335 | \$127,653,641 | \$553,380,439 |
| Per Student Amounts... | \$2,990 | \$232 | \$1,416 | \$339 | \$1,492 | \$6,469 |

For each type of district of charter school and each expenditure category the above figures show the total expenditures reported as well as the calculated per pupil expenditures. The total expenditures were taken from the 2007 Annual Financial Report of the school district or charter school. The ADM used to calculate the per pupil expenditure figures were taken from the membership/absence days reported by the district or charter school to ADE for fiscal year 2007. The attending ADM figures shown are the attending ADM just for schools for which current expenditures above were reported.

| Current Expenditures for Districts | | Classroom Instruction | Classroom Supplies | Administration | Student Support Services | Other Support Services | Total Current Expenditures |
|------------------------------------|------------------|--------------------------|-----------------------|----------------|--------------------------------|------------------------------|-------------------------------|
| Apache County | | | | | | | |
| Alpine Elementary District | 010307000 | \$344,888 | \$36,963 | \$114,399 | \$33,328 | \$188,354 | \$717,932 |
| Total Attending ADM: 54.090 | Per ADM Amounts: | \$6,376 | \$683 | \$2,115 | \$616 | \$3,482 | \$13,273 |
| Chinle Unified District | 010224000 | \$19,208,733 | \$936,753 | \$3,434,862 | \$6,070,459 | \$12,101,018 | \$41,751,825 |
| Total Attending ADM: 3,658.725 | Per ADM Amounts: | \$5,250 | \$256 | \$939 | \$1,659 | \$3,307 | \$11,412 |
| Concho Elementary District | 010306000 | \$1,429,853 | \$66,239 | \$450,368 | \$93,284 | \$958,532 | \$2,998,276 |
| Total Attending ADM: 187.710 | Per ADM Amounts: | \$7,617 | \$353 | \$2,399 | \$497 | \$5,106 | \$15,973 |
| Ganado Unified School District | 010220000 | \$9,647,185 | \$622,403 | \$4,443,913 | \$1,420,096 | \$6,737,310 | \$22,870,907 |
| Total Attending ADM: 1,759.295 | Per ADM Amounts: | \$5,484 | \$354 | \$2,526 | \$807 | \$3,830 | \$13,000 |
| Mcnary Elementary District | 010323000 | \$916,674 | \$35,623 | \$150,980 | \$25,814 | \$117,962 | \$1,247,053 |
| Total Attending ADM: 155.780 | Per ADM Amounts: | \$5,884 | \$229 | \$969 | \$166 | \$757 | \$8,005 |
| Red Mesa Unified District | 010227000 | \$4,747,019 | \$240,084 | \$2,356,278 | \$1,040,872 | \$4,288,274 | \$12,672,527 |
| Total Attending ADM: 975.785 | Per ADM Amounts: | \$4,865 | \$246 | \$2,415 | \$1,067 | \$4,395 | \$12,987 |
| Round Valley Unified District | 010210000 | \$6,002,855 | \$318,591 | \$1,083,015 | \$891,817 | \$3,725,593 | \$12,021,871 |
| Total Attending ADM: 1,411.950 | Per ADM Amounts: | \$4,251 | \$226 | \$767 | \$632 | \$2,639 | \$8,514 |
| Sanders Unified District | 010218000 | \$5,040,183 | \$349,008 | \$1,242,984 | \$371,303 | \$3,543,676 | \$10,547,154 |
| Total Attending ADM: 1,037.900 | Per ADM Amounts: | \$4,856 | \$336 | \$1,198 | \$358 | \$3,414 | \$10,162 |
| St Johns Unified District | 010201000 | \$4,216,326 | \$352,733 | \$1,096,522 | \$545,089 | \$2,565,742 | \$8,776,412 |
| Total Attending ADM: 999.812 | Per ADM Amounts: | \$4,217 | \$353 | \$1,097 | \$545 | \$2,566 | \$8,778 |
| Vernon Elementary District | 010309000 | \$394,868 | \$30,057 | \$276,823 | \$31,833 | \$370,860 | \$1,104,441 |
| Total Attending ADM: 71.515 | Per ADM Amounts: | \$5,521 | \$420 | \$3,871 | \$445 | \$5,186 | \$15,443 |
| Window Rock Unified District | 010208000 | \$12,974,388 | \$881,519 | \$3,431,639 | \$1,887,701 | \$7,847,474 | \$27,022,721 |
| Total Attending ADM: 2,573.285 | Per ADM Amounts: | \$5,042 | \$343 | \$1,334 | \$734 | \$3,050 | \$10,501 |
| Apache Totals | | \$64,922,972 | \$3,869,973 | \$18,081,783 | \$12,411,596 | \$42,444,795 | \$141,731,119 |
| Total Attending ADM: 12,885.847 | Per ADM Amounts: | \$5,038 | \$300 | \$1,403 | \$963 | \$3,294 | \$10,999 |

| Current Expenditures for Districts | | Classroom Instruction | Classroom Supplies | Administration | Student Support Services | Other Support Services | Total Current Expenditures |
|--------------------------------------|------------------|--------------------------|-----------------------|----------------|--------------------------------|------------------------------|-------------------------------|
| Cochise County | | | | | | | |
| Apache Elementary District | 020342000 | \$77,196 | \$879 | \$18,786 | \$13,526 | \$49,554 | \$159,941 |
| Total Attending ADM: 6.540 | Per ADM Amounts: | \$11,804 | \$134 | \$2,872 | \$2,068 | \$7,577 | \$24,456 |
| Ash Creek Elementary District | 020453000 | \$254,470 | \$42,283 | \$188,829 | \$15,682 | \$216,317 | \$717,581 |
| Total Attending ADM: 31.085 | Per ADM Amounts: | \$8,186 | \$1,360 | \$6,075 | \$504 | \$6,959 | \$23,084 |
| Benson Unified School District | 020209000 | \$4,250,855 | \$154,697 | \$928,162 | \$420,632 | \$2,059,072 | \$7,813,418 |
| Total Attending ADM: 972.485 | Per ADM Amounts: | \$4,371 | \$159 | \$954 | \$433 | \$2,117 | \$8,034 |
| Bisbee Unified District | 020202000 | \$3,526,241 | \$274,607 | \$3,526,241 | \$600,025 | \$2,441,834 | \$10,368,948 |
| Total Attending ADM: 944.190 | Per ADM Amounts: | \$3,735 | \$291 | \$3,735 | \$635 | \$2,586 | \$10,982 |
| Bowie Unified District | 020214000 | \$798,577 | \$27,572 | \$272,028 | \$36,505 | \$335,380 | \$1,470,062 |
| Total Attending ADM: 91.120 | Per ADM Amounts: | \$8,764 | \$303 | \$2,985 | \$401 | \$3,681 | \$16,133 |
| Cochise Elementary District | 020326000 | \$648,363 | \$7,756 | \$128,808 | \$11,374 | \$333,469 | \$1,129,770 |
| Total Attending ADM: 59.615 | Per ADM Amounts: | \$10,876 | \$130 | \$2,161 | \$191 | \$5,594 | \$18,951 |
| Cochise Technology District | 020801000 | \$1,721,685 | \$0 | \$139,174 | \$0 | \$2,241 | \$1,863,100 |
| Total Attending ADM: 474.272 | Per ADM Amounts: | \$3,630 | \$0 | \$293 | \$0 | \$5 | \$3,928 |
| Double Adobe Elementary District | 020345000 | \$38,121 | \$0 | \$26,824 | \$0 | \$25,825 | \$90,770 |
| Total Attending ADM: 55.540 | Per ADM Amounts: | \$686 | \$0 | \$483 | \$0 | \$465 | \$1,634 |
| Douglas Unified District | 020227000 | \$15,530,852 | \$862,332 | \$3,182,151 | \$1,757,888 | \$6,329,493 | \$27,662,716 |
| Total Attending ADM: 3,985.565 | Per ADM Amounts: | \$3,897 | \$216 | \$798 | \$441 | \$1,588 | \$6,941 |
| Elfrida Elementary District | 020412000 | \$659,113 | \$22,137 | \$202,333 | \$105,943 | \$182,210 | \$1,171,736 |
| Total Attending ADM: 167.450 | Per ADM Amounts: | \$3,936 | \$132 | \$1,208 | \$633 | \$1,088 | \$6,998 |
| Forrest Elementary District | 020381000 | \$0 | \$0 | \$0 | \$0 | \$0 | \$0 |
| Total Attending ADM: 0.000 | Per ADM Amounts: | | | | | | |
| Fort Huachuca Accommodation District | 020100000 | \$5,534,665 | \$41,376 | \$1,199,396 | \$680,226 | \$0 | \$7,455,663 |
| Total Attending ADM: 971.320 | Per ADM Amounts: | \$5,698 | \$43 | \$1,235 | \$700 | \$0 | \$7,676 |
| McNeal Elementary District | 020355000 | \$451,181 | \$22,504 | \$87,015 | \$28,222 | \$186,901 | \$775,823 |
| Total Attending ADM: 43.540 | Per ADM Amounts: | \$10,362 | \$517 | \$1,999 | \$648 | \$4,293 | \$17,819 |
| Naco Elementary District | 020323000 | \$1,788,745 | \$97,879 | \$149,470 | \$0 | \$369,721 | \$2,405,815 |
| Total Attending ADM: 251.845 | Per ADM Amounts: | \$7,103 | \$389 | \$593 | \$0 | \$1,468 | \$9,553 |
| Palominas Elementary District | 020349000 | \$6,768,078 | \$76,802 | \$845,642 | \$396,255 | \$2,079,941 | \$10,166,718 |
| Total Attending ADM: 1,019.685 | Per ADM Amounts: | \$6,637 | \$75 | \$829 | \$389 | \$2,040 | \$9,970 |

| Current Expenditures for Districts | | Classroom Instruction | Classroom Supplies | Administration | Student Support Services | Other Support Services | Total Current Expenditures |
|------------------------------------|------------------|--------------------------|-----------------------|----------------|--------------------------------|------------------------------|-------------------------------|
| Cochise County | | | | | | | |
| Pearce Elementary District | 020422000 | \$564,853 | \$15,389 | \$215,093 | \$712 | \$262,675 | \$1,058,722 |
| Total Attending ADM: 114.475 | Per ADM Amounts: | \$4,934 | \$134 | \$1,879 | \$6 | \$2,295 | \$9,248 |
| Pomerene Elementary District | 020364000 | \$0 | \$0 | \$0 | \$0 | \$0 | \$0 |
| Total Attending ADM: 122.730 | Per ADM Amounts: | \$0 | \$0 | \$0 | \$0 | \$0 | \$0 |
| Rucker Elementary District | 020366000 | \$0 | \$0 | \$5,874 | \$6,528 | \$16,810 | \$29,212 |
| Total Attending ADM: 0.000 | Per ADM Amounts: | | | | | | |
| San Simon Unified District | 020218000 | \$873,940 | \$37,608 | \$259,355 | \$33,808 | \$397,299 | \$1,602,010 |
| Total Attending ADM: 122.415 | Per ADM Amounts: | \$7,139 | \$307 | \$2,119 | \$276 | \$3,246 | \$13,087 |
| Sierra Vista Unified District | 020268000 | \$24,812,674 | \$1,066,477 | \$5,189,196 | \$3,188,242 | \$12,705,758 | \$46,962,347 |
| Total Attending ADM: 6,610.382 | Per ADM Amounts: | \$3,754 | \$161 | \$785 | \$482 | \$1,922 | \$7,104 |
| St David Unified District | 020221000 | \$2,258,790 | \$222,277 | \$460,805 | \$500,024 | \$845,531 | \$4,287,427 |
| Total Attending ADM: 460.512 | Per ADM Amounts: | \$4,905 | \$483 | \$1,001 | \$1,086 | \$1,836 | \$9,310 |
| Tombstone Unified District | 020201000 | \$2,881,413 | \$260,892 | \$938,088 | \$840,360 | \$1,588,787 | \$6,509,540 |
| Total Attending ADM: 868.780 | Per ADM Amounts: | \$3,317 | \$300 | \$1,080 | \$967 | \$1,829 | \$7,493 |
| Valley Union High School District | 020522000 | \$1,005,515 | \$49,218 | \$296,164 | \$147,722 | \$0 | \$1,498,619 |
| Total Attending ADM: 162.590 | Per ADM Amounts: | \$6,184 | \$303 | \$1,822 | \$909 | \$0 | \$9,217 |
| Willcox Unified District | 020213000 | \$5,314,044 | \$388,003 | \$936,950 | \$640,241 | \$2,315,485 | \$9,594,723 |
| Total Attending ADM: 1,308.470 | Per ADM Amounts: | \$4,061 | \$297 | \$716 | \$489 | \$1,770 | \$7,333 |
| Cochise Totals | | \$79,759,371 | \$3,670,688 | \$19,196,384 | \$9,423,915 | \$32,744,303 | \$144,794,661 |
| Total Attending ADM: 18,844.606 | Per ADM Amounts: | \$4,232 | \$195 | \$1,019 | \$500 | \$1,738 | \$7,684 |

| Current Expenditures for Districts | | Classroom Instruction | Classroom Supplies | Administration | Student Support Services | Other Support Services | Total Current Expenditures |
|---|------------------|--------------------------|-----------------------|----------------|--------------------------------|------------------------------|-------------------------------|
| Coconino County | | | | | | | |
| CAVIAT Coconino Assoc for Vocation Industry and | 030801000 | \$1,684,287 | \$0 | \$283,955 | \$0 | \$8,652 | \$1,976,894 |
| Total Attending ADM: 678.310 | Per ADM Amounts: | \$2,483 | \$0 | \$419 | \$0 | \$13 | \$2,914 |
| Chevelon Butte School District | 030305000 | \$230,944 | \$0 | \$19,389 | \$825 | \$137,809 | \$388,967 |
| Total Attending ADM: 0.000 | Per ADM Amounts: | | | | | | |
| Coconino County Regional Accommodation SD | 030199000 | \$433,473 | \$57,858 | \$208,256 | \$152,031 | \$425,047 | \$1,276,665 |
| Total Attending ADM: 136.245 | Per ADM Amounts: | \$3,182 | \$425 | \$1,529 | \$1,116 | \$3,120 | \$9,370 |
| Flagstaff Unified District | 030201000 | \$49,046,784 | \$2,519,600 | \$7,853,243 | \$6,949,576 | \$21,006,523 | \$87,375,726 |
| Total Attending ADM: 10,666.982 | Per ADM Amounts: | \$4,598 | \$236 | \$736 | \$652 | \$1,969 | \$8,191 |
| Fredonia-Moccasin Unified District | 030206000 | \$1,529,796 | \$177,070 | \$555,657 | \$97,500 | \$828,417 | \$3,188,440 |
| Total Attending ADM: 357.480 | Per ADM Amounts: | \$4,279 | \$495 | \$1,554 | \$273 | \$2,317 | \$8,919 |
| Grand Canyon Unified District | 030204000 | \$1,685,268 | \$155,164 | \$425,676 | \$329,054 | \$1,210,779 | \$3,805,941 |
| Total Attending ADM: 280.030 | Per ADM Amounts: | \$6,018 | \$554 | \$1,520 | \$1,175 | \$4,324 | \$13,591 |
| Maine Consolidated School District | 030310000 | \$1,130,221 | \$33,216 | \$238,810 | \$37,813 | \$468,489 | \$1,908,549 |
| Total Attending ADM: 102.828 | Per ADM Amounts: | \$10,991 | \$323 | \$2,322 | \$368 | \$4,556 | \$18,561 |
| Page Unified District | 030208000 | \$12,920,054 | \$818,719 | \$2,537,662 | \$2,826,154 | \$6,988,444 | \$26,091,033 |
| Total Attending ADM: 2,877.718 | Per ADM Amounts: | \$4,490 | \$285 | \$882 | \$982 | \$2,428 | \$9,067 |
| Tuba City Unified District | 030215000 | \$11,858,499 | \$671,159 | \$3,244,339 | \$2,909,218 | \$9,750,966 | \$28,434,181 |
| Total Attending ADM: 2,103.378 | Per ADM Amounts: | \$5,638 | \$319 | \$1,542 | \$1,383 | \$4,636 | \$13,518 |
| Williams Unified District | 030202000 | \$3,793,167 | \$224,323 | \$1,008,024 | \$441,021 | \$1,509,030 | \$6,975,565 |
| Total Attending ADM: 734.912 | Per ADM Amounts: | \$5,161 | \$305 | \$1,372 | \$600 | \$2,053 | \$9,492 |
| Coconino Totals | | \$84,312,493 | \$4,657,109 | \$16,375,011 | \$13,743,192 | \$42,334,156 | \$161,421,961 |
| Total Attending ADM: 17,937.883 | Per ADM Amounts: | \$4,700 | \$260 | \$913 | \$766 | \$2,360 | \$8,999 |

| Current Expenditures for Districts | | Classroom Instruction | Classroom Supplies | Administration | Student Support Services | Other Support Services | Total Current Expenditures |
|--------------------------------------|------------------|--------------------------|-----------------------|----------------|--------------------------------|------------------------------|-------------------------------|
| Gila County | | | | | | | |
| Gila County Regional School District | 040149000 | \$307,158 | \$12,094 | \$120,879 | \$32,599 | \$77,353 | \$550,083 |
| Total Attending ADM: 91.720 | Per ADM Amounts: | \$3,349 | \$132 | \$1,318 | \$355 | \$843 | \$5,997 |
| Globe Unified District | 040201000 | \$6,944,661 | \$679,080 | \$1,719,916 | \$320,557 | \$3,627,480 | \$13,291,694 |
| Total Attending ADM: 1,887.680 | Per ADM Amounts: | \$3,679 | \$360 | \$911 | \$170 | \$1,922 | \$7,041 |
| Hayden-Winkelman Unified District | 040241000 | \$1,758,840 | \$76,099 | \$531,292 | \$168,217 | \$1,156,865 | \$3,691,313 |
| Total Attending ADM: 412.955 | Per ADM Amounts: | \$4,259 | \$184 | \$1,287 | \$407 | \$2,801 | \$8,939 |
| Miami Unified District | 040240000 | \$4,248,301 | \$287,624 | \$1,414,216 | \$516,681 | \$2,129,368 | \$8,596,190 |
| Total Attending ADM: 1,098.378 | Per ADM Amounts: | \$3,868 | \$262 | \$1,288 | \$470 | \$1,939 | \$7,826 |
| Payson Unified District | 040210000 | \$10,493,313 | \$623,045 | \$2,180,063 | \$1,676,933 | \$4,550,399 | \$19,523,753 |
| Total Attending ADM: 2,699.125 | Per ADM Amounts: | \$3,888 | \$231 | \$808 | \$621 | \$1,686 | \$7,233 |
| Pine Strawberry Elementary District | 040312000 | \$1,180,723 | \$44,886 | \$281,059 | \$92,162 | \$479,223 | \$2,078,053 |
| Total Attending ADM: 106.250 | Per ADM Amounts: | \$11,113 | \$422 | \$2,645 | \$867 | \$4,510 | \$19,558 |
| San Carlos Unified District | 040220000 | \$7,371,685 | \$1,073,141 | \$1,383,455 | \$1,489,146 | \$4,207,047 | \$15,524,474 |
| Total Attending ADM: 1,155.635 | Per ADM Amounts: | \$6,379 | \$929 | \$1,197 | \$1,289 | \$3,640 | \$13,434 |
| Tonto Basin Elementary District | 040333000 | \$603,373 | \$33,518 | \$142,859 | \$13,190 | \$287,469 | \$1,080,409 |
| Total Attending ADM: 72.490 | Per ADM Amounts: | \$8,324 | \$462 | \$1,971 | \$182 | \$3,966 | \$14,904 |
| Young Elementary District | 040305000 | \$655,841 | \$29,063 | \$300,106 | \$39,532 | \$272,770 | \$1,297,312 |
| Total Attending ADM: 61.259 | Per ADM Amounts: | \$10,706 | \$474 | \$4,899 | \$645 | \$4,453 | \$21,177 |
| Gila Totals | | \$33,563,895 | \$2,858,550 | \$8,073,845 | \$4,349,017 | \$16,787,974 | \$65,633,281 |
| Total Attending ADM: 7,585.492 | Per ADM Amounts: | \$4,425 | \$377 | \$1,064 | \$573 | \$2,213 | \$8,652 |

| Current Expenditures for Districts | | Classroom Instruction | Classroom Supplies | Administration | Student Support Services | Other Support Services | Total Current Expenditures |
|------------------------------------|------------------|--------------------------|-----------------------|----------------|--------------------------------|------------------------------|-------------------------------|
| Graham County | | | | | | | |
| Bonita Elementary District | 050316000 | \$753,147 | \$18,804 | \$232,636 | \$3,344 | \$266,352 | \$1,274,283 |
| Total Attending ADM: 96.925 | Per ADM Amounts: | \$7,770 | \$194 | \$2,400 | \$35 | \$2,748 | \$13,147 |
| Ft Thomas Unified District | 050207000 | \$3,351,259 | \$388,688 | \$1,040,977 | \$313,709 | \$1,461,071 | \$6,555,704 |
| Total Attending ADM: 477.845 | Per ADM Amounts: | \$7,013 | \$813 | \$2,178 | \$657 | \$3,058 | \$13,719 |
| Gila Institute for Technology | 050802000 | \$983,821 | \$31,760 | \$313,758 | \$37,400 | \$21,523 | \$1,388,262 |
| Total Attending ADM: 391.718 | Per ADM Amounts: | \$2,512 | \$81 | \$801 | \$95 | \$55 | \$3,544 |
| Klondyke Elementary District | 050309000 | \$31,527 | \$0 | \$415 | \$0 | \$40,501 | \$72,443 |
| Total Attending ADM: 0.000 | Per ADM Amounts: | | | | | | |
| Pima Unified District | 050206000 | \$2,725,335 | \$277,387 | \$560,888 | \$200,779 | \$1,154,585 | \$4,918,974 |
| Total Attending ADM: 637.580 | Per ADM Amounts: | \$4,274 | \$435 | \$880 | \$315 | \$1,811 | \$7,715 |
| Safford Unified District | 050201000 | \$9,981,042 | \$447,066 | \$2,073,003 | \$1,055,639 | \$4,005,891 | \$17,562,641 |
| Total Attending ADM: 2,769.400 | Per ADM Amounts: | \$3,604 | \$161 | \$749 | \$381 | \$1,446 | \$6,342 |
| Solomon Elementary District | 050305000 | \$1,018,634 | \$69,800 | \$194,303 | \$71,636 | \$357,822 | \$1,712,195 |
| Total Attending ADM: 156.785 | Per ADM Amounts: | \$6,497 | \$445 | \$1,239 | \$457 | \$2,282 | \$10,921 |
| Thatcher Unified District | 050204000 | \$4,086,948 | \$328,264 | \$1,023,618 | \$120,173 | \$1,734,675 | \$7,293,678 |
| Total Attending ADM: 1,213.810 | Per ADM Amounts: | \$3,367 | \$270 | \$843 | \$99 | \$1,429 | \$6,009 |
| Graham Totals | | \$22,931,713 | \$1,561,769 | \$5,439,598 | \$1,802,680 | \$9,042,420 | \$40,778,180 |
| Total Attending ADM: 5,744.063 | Per ADM Amounts: | \$3,992 | \$272 | \$947 | \$314 | \$1,574 | \$7,099 |

| Current Expenditures for Districts | | Classroom Instruction | Classroom Supplies | Administration | Student Support Services | Other Support Services | Total Current Expenditures |
|------------------------------------|------------------|--------------------------|-----------------------|----------------|--------------------------------|------------------------------|-------------------------------|
| Greenlee County | | | | | | | |
| Blue Elementary District | 060322000 | \$53,654 | \$6,264 | \$1,295 | \$0 | \$14,814 | \$76,027 |
| Total Attending ADM: 2.800 | Per ADM Amounts: | \$19,162 | \$2,237 | \$463 | \$0 | \$5,291 | \$27,153 |
| Clifton Unified District | 060203000 | \$723,721 | \$36,099 | \$244,517 | \$71,238 | \$468,047 | \$1,543,622 |
| Total Attending ADM: 127.800 | Per ADM Amounts: | \$5,663 | \$282 | \$1,913 | \$557 | \$3,662 | \$12,078 |
| Duncan Unified District | 060202000 | \$1,854,050 | \$129,586 | \$517,195 | \$133,056 | \$1,008,034 | \$3,641,921 |
| Total Attending ADM: 461.592 | Per ADM Amounts: | \$4,017 | \$281 | \$1,120 | \$288 | \$2,184 | \$7,890 |
| Eagle Elementary District | 060345000 | \$2,071 | \$42 | \$5 | \$0 | \$1,934 | \$4,052 |
| Total Attending ADM: 0.000 | Per ADM Amounts: | | | | | | |
| Morenci Unified District | 060218000 | \$3,278,896 | \$325,040 | \$856,703 | \$262,060 | \$1,654,038 | \$6,376,737 |
| Total Attending ADM: 1,027.865 | Per ADM Amounts: | \$3,190 | \$316 | \$833 | \$255 | \$1,609 | \$6,204 |
| Greenlee Totals | | \$5,912,392 | \$497,031 | \$1,619,715 | \$466,354 | \$3,146,867 | \$11,642,359 |
| Total Attending ADM: 1,620.057 | Per ADM Amounts: | \$3,649 | \$307 | \$1,000 | \$288 | \$1,942 | \$7,186 |

| Current Expenditures for Districts | | Classroom Instruction | Classroom Supplies | Administration | Student Support Services | Other Support Services | Total Current Expenditures |
|---|------------------|--------------------------|-----------------------|----------------|--------------------------------|------------------------------|-------------------------------|
| La Paz County | | | | | | | |
| Bicentennial Union High School District | 150576000 | \$813,203 | \$50,224 | \$279,114 | \$53,337 | \$746,189 | \$1,942,067 |
| Total Attending ADM: 129.018 | Per ADM Amounts: | \$6,303 | \$389 | \$2,163 | \$413 | \$5,784 | \$15,053 |
| Bouse Elementary District | 150426000 | \$337,417 | \$42,935 | \$137,237 | \$202,582 | \$0 | \$720,171 |
| Total Attending ADM: 47.295 | Per ADM Amounts: | \$7,134 | \$908 | \$2,902 | \$4,283 | \$0 | \$15,227 |
| Parker Unified School District | 150227000 | \$8,250,309 | \$575,217 | \$1,561,636 | \$1,403,350 | \$4,191,950 | \$15,982,462 |
| Total Attending ADM: 1,900.115 | Per ADM Amounts: | \$4,342 | \$303 | \$822 | \$739 | \$2,206 | \$8,411 |
| Quartzsite Elementary District | 150404000 | \$1,093,993 | \$108,853 | \$352,554 | \$7,454 | \$848,350 | \$2,411,204 |
| Total Attending ADM: 259.890 | Per ADM Amounts: | \$4,209 | \$419 | \$1,357 | \$29 | \$3,264 | \$9,278 |
| Salome Consolidated Elementary District | 150430000 | \$337,588 | \$10,615 | \$244,070 | \$121,950 | \$423,741 | \$1,137,964 |
| Total Attending ADM: 101.375 | Per ADM Amounts: | \$3,330 | \$105 | \$2,408 | \$1,203 | \$4,180 | \$11,225 |
| Wenden Elementary District | 150419000 | \$0 | \$13,026 | \$6,053 | \$0 | \$58,110 | \$77,189 |
| Total Attending ADM: 77.025 | Per ADM Amounts: | \$0 | \$169 | \$79 | \$0 | \$754 | \$1,002 |
| La Paz Totals | | \$10,832,510 | \$800,870 | \$2,580,664 | \$1,788,673 | \$6,268,340 | \$22,271,057 |
| Total Attending ADM: 2,514.718 | Per ADM Amounts: | \$4,308 | \$318 | \$1,026 | \$711 | \$2,493 | \$8,856 |

| Current Expenditures for Districts | | Classroom Instruction | Classroom Supplies | Administration | Student Support Services | Other Support Services | Total Current Expenditures |
|--------------------------------------|------------------|--------------------------|-----------------------|----------------|--------------------------------|------------------------------|-------------------------------|
| Maricopa County | | | | | | | |
| Agua Fria Union High School District | 070516000 | \$19,036,970 | \$1,160,624 | \$4,571,620 | \$3,052,380 | \$11,358,398 | \$39,179,992 |
| Total Attending ADM: 5,360.148 | Per ADM Amounts: | \$3,552 | \$217 | \$853 | \$569 | \$2,119 | \$7,309 |
| Aguila Elementary District | 070363000 | \$1,494,797 | \$64,819 | \$203,843 | \$21,677 | \$507,502 | \$2,292,638 |
| Total Attending ADM: 185.565 | Per ADM Amounts: | \$8,055 | \$349 | \$1,098 | \$117 | \$2,735 | \$12,355 |
| Alhambra Elementary District | 070468000 | \$57,006,384 | \$4,714,371 | \$7,350,865 | \$7,309,582 | \$25,171,940 | \$101,553,142 |
| Total Attending ADM: 14,624.575 | Per ADM Amounts: | \$3,898 | \$322 | \$503 | \$500 | \$1,721 | \$6,944 |
| Arlington Elementary District | 070447000 | \$1,153,323 | \$129,716 | \$234,467 | \$124,240 | \$569,859 | \$2,211,605 |
| Total Attending ADM: 236.025 | Per ADM Amounts: | \$4,886 | \$550 | \$993 | \$526 | \$2,414 | \$9,370 |
| Avondale Elementary District | 070444000 | \$21,692,979 | \$453,648 | \$3,238,901 | \$2,278,213 | \$9,183,688 | \$36,847,429 |
| Total Attending ADM: 5,761.415 | Per ADM Amounts: | \$3,765 | \$79 | \$562 | \$395 | \$1,594 | \$6,396 |
| Balsz Elementary District | 070431000 | \$13,396,674 | \$1,066,682 | \$2,088,804 | \$1,815,980 | \$6,829,560 | \$25,197,700 |
| Total Attending ADM: 3,318.285 | Per ADM Amounts: | \$4,037 | \$321 | \$629 | \$547 | \$2,058 | \$7,594 |
| Buckeye Elementary District | 070433000 | \$12,636,547 | \$1,055,760 | \$2,051,584 | \$820,597 | \$5,189,401 | \$21,753,889 |
| Total Attending ADM: 3,510.510 | Per ADM Amounts: | \$3,600 | \$301 | \$584 | \$234 | \$1,478 | \$6,197 |
| Buckeye Union High School District | 070501000 | \$8,880,376 | \$246,657 | \$1,942,891 | \$1,057,355 | \$4,670,845 | \$16,798,124 |
| Total Attending ADM: 2,596.692 | Per ADM Amounts: | \$3,420 | \$95 | \$748 | \$407 | \$1,799 | \$6,469 |
| Cartwright Elementary District | 070483000 | \$78,575,862 | \$7,031,829 | \$1,861,859 | \$9,514,004 | \$24,399,118 | \$121,382,672 |
| Total Attending ADM: 19,187.850 | Per ADM Amounts: | \$4,095 | \$366 | \$97 | \$496 | \$1,272 | \$6,326 |
| Cave Creek Unified District | 070293000 | \$16,545,134 | \$1,319,249 | \$3,973,517 | \$3,550,389 | \$8,546,060 | \$33,934,349 |
| Total Attending ADM: 5,642.220 | Per ADM Amounts: | \$2,932 | \$234 | \$704 | \$629 | \$1,515 | \$6,014 |
| Chandler Unified District | 070280000 | \$127,255,482 | \$8,789,740 | \$17,482,525 | \$12,320,247 | \$53,240,090 | \$219,088,084 |
| Total Attending ADM: 31,997.015 | Per ADM Amounts: | \$3,977 | \$275 | \$546 | \$385 | \$1,664 | \$6,847 |
| Creighton Elementary District | 070414000 | \$30,490,234 | \$1,910,319 | \$5,566,670 | \$5,749,982 | \$17,456,132 | \$61,173,337 |
| Total Attending ADM: 7,322.675 | Per ADM Amounts: | \$4,164 | \$261 | \$760 | \$785 | \$2,384 | \$8,354 |
| Deer Valley Unified District | 070297000 | \$127,650,027 | \$5,789,002 | \$21,742,513 | \$14,412,929 | \$53,606,048 | \$223,200,519 |
| Total Attending ADM: 34,322.670 | Per ADM Amounts: | \$3,719 | \$169 | \$633 | \$420 | \$1,562 | \$6,503 |
| Dysart Unified District | 070289000 | \$71,664,102 | \$6,307,651 | \$15,213,671 | \$8,448,642 | \$31,321,569 | \$132,955,635 |
| Total Attending ADM: 19,626.942 | Per ADM Amounts: | \$3,651 | \$321 | \$775 | \$430 | \$1,596 | \$6,774 |
| East Valley Institute of Technology | 070801000 | \$3,588,298 | \$198,931 | \$2,358,533 | \$740,472 | \$2,291,141 | \$9,177,375 |
| Total Attending ADM: 7,567.118 | Per ADM Amounts: | \$474 | \$26 | \$312 | \$98 | \$303 | \$1,213 |

| Current Expenditures for Districts | | Classroom Instruction | Classroom Supplies | Administration | Student Support Services | Other Support Services | Total Current Expenditures |
|-------------------------------------|------------------|-----------------------|--------------------|----------------|--------------------------|------------------------|----------------------------|
| Maricopa County | | | | | | | |
| Fountain Hills Unified District | 070298000 | \$8,304,903 | \$808,187 | \$2,018,961 | \$1,129,397 | \$4,342,204 | \$16,603,652 |
| Total Attending ADM: 2,306.642 | Per ADM Amounts: | \$3,600 | \$350 | \$875 | \$490 | \$1,882 | \$7,198 |
| Fowler Elementary District | 070445000 | \$16,575,191 | \$1,827,123 | \$3,295,963 | \$2,628,679 | \$6,219,593 | \$30,546,549 |
| Total Attending ADM: 4,193.060 | Per ADM Amounts: | \$3,953 | \$436 | \$786 | \$627 | \$1,483 | \$7,285 |
| Gila Bend Unified District | 070224000 | \$1,723,119 | \$93,958 | \$833,452 | \$210,743 | \$1,157,063 | \$4,018,335 |
| Total Attending ADM: 443.480 | Per ADM Amounts: | \$3,885 | \$212 | \$1,879 | \$475 | \$2,609 | \$9,061 |
| Gilbert Unified District | 070241000 | \$140,718,920 | \$3,369,419 | \$17,806,978 | \$17,312,250 | \$52,021,693 | \$231,229,260 |
| Total Attending ADM: 35,799.072 | Per ADM Amounts: | \$3,931 | \$94 | \$497 | \$484 | \$1,453 | \$6,459 |
| Glendale Elementary District | 070440000 | \$50,929,208 | \$630,532 | \$10,194,703 | \$4,734,702 | \$24,648,173 | \$91,137,318 |
| Total Attending ADM: 13,031.545 | Per ADM Amounts: | \$3,908 | \$48 | \$782 | \$363 | \$1,891 | \$6,994 |
| Glendale Union High School District | 070505000 | \$64,093,253 | \$1,862,538 | \$8,788,174 | \$6,595,257 | \$30,361,216 | \$111,700,438 |
| Total Attending ADM: 14,800.670 | Per ADM Amounts: | \$4,330 | \$126 | \$594 | \$446 | \$2,051 | \$7,547 |
| Higley Unified School District | 070260000 | \$24,667,664 | \$2,053,300 | \$5,356,902 | \$3,137,876 | \$11,454,163 | \$46,669,905 |
| Total Attending ADM: 7,697.265 | Per ADM Amounts: | \$3,205 | \$267 | \$696 | \$408 | \$1,488 | \$6,063 |
| Isaac Elementary District | 070405000 | \$33,692,016 | \$2,900,837 | \$5,850,043 | \$6,471,961 | \$15,844,868 | \$64,759,725 |
| Total Attending ADM: 7,812.695 | Per ADM Amounts: | \$4,312 | \$371 | \$749 | \$828 | \$2,028 | \$8,289 |
| Kyrene Elementary District | 070428000 | \$72,691,476 | \$2,638,046 | \$9,305,264 | \$8,070,461 | \$27,181,343 | \$119,886,590 |
| Total Attending ADM: 17,096.498 | Per ADM Amounts: | \$4,252 | \$154 | \$544 | \$472 | \$1,590 | \$7,012 |
| Laveen Elementary District | 070459000 | \$8,704,156 | \$909,168 | \$2,462,536 | \$1,115,784 | \$4,747,056 | \$17,938,700 |
| Total Attending ADM: 3,322.625 | Per ADM Amounts: | \$2,620 | \$274 | \$741 | \$336 | \$1,429 | \$5,399 |
| Liberty Elementary District | 070425000 | \$11,758,577 | \$1,109,883 | \$2,038,243 | \$790,388 | \$4,780,390 | \$20,477,481 |
| Total Attending ADM: 3,095.350 | Per ADM Amounts: | \$3,799 | \$359 | \$658 | \$255 | \$1,544 | \$6,616 |
| Litchfield Elementary District | 070479000 | \$27,917,516 | \$1,289,822 | \$5,135,416 | \$3,091,952 | \$12,321,025 | \$49,755,731 |
| Total Attending ADM: 8,271.215 | Per ADM Amounts: | \$3,375 | \$156 | \$621 | \$374 | \$1,490 | \$6,016 |
| Littleton Elementary District | 070465000 | \$13,152,104 | \$802,061 | \$2,311,126 | \$2,144,572 | \$6,076,702 | \$24,486,565 |
| Total Attending ADM: 4,098.730 | Per ADM Amounts: | \$3,209 | \$196 | \$564 | \$523 | \$1,483 | \$5,974 |
| Madison Elementary District | 070438000 | \$19,189,715 | \$1,136,685 | \$3,699,660 | \$2,444,885 | \$9,120,292 | \$35,591,237 |
| Total Attending ADM: 4,811.165 | Per ADM Amounts: | \$3,989 | \$236 | \$769 | \$508 | \$1,896 | \$7,398 |
| Maricopa County Regional District | 070199000 | \$4,292,344 | \$134,742 | \$2,137,285 | \$1,085,565 | \$2,747,380 | \$10,397,316 |
| Total Attending ADM: 1,261.635 | Per ADM Amounts: | \$3,402 | \$107 | \$1,694 | \$860 | \$2,178 | \$8,241 |

| Current Expenditures for Districts | | Classroom Instruction | Classroom Supplies | Administration | Student Support Services | Other Support Services | Total Current Expenditures |
|------------------------------------|------------------|--------------------------|-----------------------|----------------|--------------------------------|------------------------------|-------------------------------|
| Maricopa County | | | | | | | |
| Mesa Unified District | 070204000 | \$297,550,848 | \$14,316,021 | \$42,671,578 | \$29,428,004 | \$124,826,703 | \$508,793,154 |
| Total Attending ADM: 68,838.442 | Per ADM Amounts: | \$4,322 | \$208 | \$620 | \$427 | \$1,813 | \$7,391 |
| Mobile Elementary District | 070386000 | \$160,211 | \$1,515 | \$221,068 | \$9,324 | \$192,733 | \$584,851 |
| Total Attending ADM: 18.945 | Per ADM Amounts: | \$8,457 | \$80 | \$11,669 | \$492 | \$10,173 | \$30,871 |
| Morristown Elementary District | 070375000 | \$853,087 | \$35,191 | \$317,330 | \$53,827 | \$438,178 | \$1,697,613 |
| Total Attending ADM: 127.370 | Per ADM Amounts: | \$6,698 | \$276 | \$2,491 | \$423 | \$3,440 | \$13,328 |
| Murphy Elementary District | 070421000 | \$10,997,919 | \$742,609 | \$3,151,605 | \$1,813,772 | \$7,142,970 | \$23,848,875 |
| Total Attending ADM: 2,432.595 | Per ADM Amounts: | \$4,521 | \$305 | \$1,296 | \$746 | \$2,936 | \$9,804 |
| Nadaburg Elementary District | 070381000 | \$4,164,308 | \$212,685 | \$657,482 | \$406,764 | \$1,704,580 | \$7,145,819 |
| Total Attending ADM: 717.245 | Per ADM Amounts: | \$5,806 | \$297 | \$917 | \$567 | \$2,377 | \$9,963 |
| Osborn Elementary District | 070408000 | \$13,207,914 | \$879,804 | \$2,508,602 | \$3,246,585 | \$8,334,065 | \$28,176,970 |
| Total Attending ADM: 3,558.140 | Per ADM Amounts: | \$3,712 | \$247 | \$705 | \$912 | \$2,342 | \$7,919 |
| Palo Verde Elementary District | 070449000 | \$1,447,430 | \$136,664 | \$543,881 | \$134,675 | \$800,520 | \$3,063,170 |
| Total Attending ADM: 388.480 | Per ADM Amounts: | \$3,726 | \$352 | \$1,400 | \$347 | \$2,061 | \$7,885 |
| Paloma Elementary District | 070394000 | \$403,041 | \$16,322 | \$106,306 | \$11,050 | \$268,798 | \$805,517 |
| Total Attending ADM: 62.150 | Per ADM Amounts: | \$6,485 | \$263 | \$1,710 | \$178 | \$4,325 | \$12,961 |
| Paradise Valley Unified District | 070269000 | \$133,592,933 | \$8,565,832 | \$16,512,800 | \$18,044,355 | \$49,843,143 | \$226,559,063 |
| Total Attending ADM: 32,786.022 | Per ADM Amounts: | \$4,075 | \$261 | \$504 | \$550 | \$1,520 | \$6,910 |
| Pendergast Elementary District | 070492000 | \$34,713,183 | \$1,868,519 | \$6,315,853 | \$4,968,201 | \$17,175,053 | \$65,040,809 |
| Total Attending ADM: 9,999.790 | Per ADM Amounts: | \$3,471 | \$187 | \$632 | \$497 | \$1,718 | \$6,504 |
| Peoria Unified School District | 070211000 | \$142,348,197 | \$1,901,229 | \$19,208,480 | \$20,788,863 | \$59,292,047 | \$243,538,816 |
| Total Attending ADM: 36,500.240 | Per ADM Amounts: | \$3,900 | \$52 | \$526 | \$570 | \$1,624 | \$6,672 |
| Phoenix Elementary District | 070401000 | \$40,645,902 | \$3,064,852 | \$16,054,927 | \$6,577,173 | \$21,944,591 | \$88,287,445 |
| Total Attending ADM: 7,484.428 | Per ADM Amounts: | \$5,431 | \$409 | \$2,145 | \$879 | \$2,932 | \$11,796 |
| Phoenix Union High School District | 070510000 | \$128,934,002 | \$4,484,075 | \$18,934,841 | \$25,266,810 | \$58,308,573 | \$235,928,301 |
| Total Attending ADM: 24,031.775 | Per ADM Amounts: | \$5,365 | \$187 | \$788 | \$1,051 | \$2,426 | \$9,817 |
| Queen Creek Unified District | 070295000 | \$16,505,399 | \$1,219,420 | \$3,188,092 | \$1,863,092 | \$7,388,469 | \$30,164,472 |
| Total Attending ADM: 4,151.728 | Per ADM Amounts: | \$3,976 | \$294 | \$768 | \$449 | \$1,780 | \$7,266 |
| Riverside Elementary District | 070402000 | \$2,680,251 | \$204,984 | \$840,990 | \$643,908 | \$1,437,166 | \$5,807,299 |
| Total Attending ADM: 783.188 | Per ADM Amounts: | \$3,422 | \$262 | \$1,074 | \$822 | \$1,835 | \$7,415 |

| Current Expenditures for Districts | | Classroom Instruction | Classroom Supplies | Administration | Student Support Services | Other Support Services | Total Current Expenditures |
|--|------------------|--------------------------|-----------------------|----------------|--------------------------------|------------------------------|-------------------------------|
| Maricopa County | | | | | | | |
| Roosevelt Elementary District | 070466000 | \$53,363,418 | \$4,289,084 | \$10,524,448 | \$5,437,322 | \$24,892,707 | \$98,506,979 |
| Total Attending ADM: 11,867.015 | Per ADM Amounts: | \$4,497 | \$361 | \$887 | \$458 | \$2,098 | \$8,301 |
| Saddle Mountain Unified School District | 070290000 | \$4,456,716 | \$327,214 | \$928,765 | \$658,644 | \$2,626,255 | \$8,997,594 |
| Total Attending ADM: 1,147.155 | Per ADM Amounts: | \$3,885 | \$285 | \$810 | \$574 | \$2,289 | \$7,843 |
| Scottsdale Unified District | 070248000 | \$109,183,794 | \$10,123,816 | \$12,417,299 | \$13,687,280 | \$51,703,728 | \$197,115,917 |
| Total Attending ADM: 25,380.788 | Per ADM Amounts: | \$4,302 | \$399 | \$489 | \$539 | \$2,037 | \$7,766 |
| Sentinel Elementary District | 070371000 | \$419,110 | \$24,063 | \$58,631 | \$3,193 | \$274,274 | \$779,271 |
| Total Attending ADM: 34.360 | Per ADM Amounts: | \$12,198 | \$700 | \$1,706 | \$93 | \$7,982 | \$22,680 |
| Tempe School District | 070403000 | \$55,978,911 | \$2,706,726 | \$9,750,993 | \$8,447,321 | \$29,298,645 | \$106,182,596 |
| Total Attending ADM: 12,453.080 | Per ADM Amounts: | \$4,495 | \$217 | \$783 | \$678 | \$2,353 | \$8,527 |
| Tempe Union High School District | 070513000 | \$53,676,624 | \$3,570,644 | \$8,129,469 | \$6,524,919 | \$23,060,506 | \$94,962,162 |
| Total Attending ADM: 13,203.858 | Per ADM Amounts: | \$4,065 | \$270 | \$616 | \$494 | \$1,746 | \$7,192 |
| Tolleson Elementary District | 070417000 | \$12,236,418 | \$755,392 | \$2,478,444 | \$1,333,515 | \$5,478,169 | \$22,281,938 |
| Total Attending ADM: 2,709.750 | Per ADM Amounts: | \$4,516 | \$279 | \$915 | \$492 | \$2,022 | \$8,223 |
| Tolleson Union High School District | 070514000 | \$27,705,938 | \$1,869,761 | \$3,745,736 | \$5,058,713 | \$13,196,692 | \$51,576,840 |
| Total Attending ADM: 7,916.790 | Per ADM Amounts: | \$3,500 | \$236 | \$473 | \$639 | \$1,667 | \$6,515 |
| Union Elementary District | 070462000 | \$4,909,607 | \$224,515 | \$985,331 | \$517,094 | \$2,594,296 | \$9,230,843 |
| Total Attending ADM: 1,325.935 | Per ADM Amounts: | \$3,703 | \$169 | \$743 | \$390 | \$1,957 | \$6,962 |
| Washington Elementary School District | 070406000 | \$101,289,672 | \$4,964,633 | \$14,929,607 | \$12,911,268 | \$42,109,901 | \$176,205,081 |
| Total Attending ADM: 23,035.320 | Per ADM Amounts: | \$4,397 | \$216 | \$648 | \$560 | \$1,828 | \$7,649 |
| West-MEC - Western Maricopa Education Center | 070802000 | \$12,896,089 | \$19,993 | \$678,181 | \$1,625 | \$212,379 | \$13,808,267 |
| Total Attending ADM: 4,669.325 | Per ADM Amounts: | \$2,762 | \$4 | \$145 | \$0 | \$45 | \$2,957 |
| Wickenburg Unified District | 070209000 | \$5,986,228 | \$229,692 | \$1,168,361 | \$396,201 | \$3,156,423 | \$10,936,905 |
| Total Attending ADM: 1,421.340 | Per ADM Amounts: | \$4,212 | \$162 | \$822 | \$279 | \$2,221 | \$7,695 |
| Wilson Elementary District | 070407000 | \$6,236,277 | \$579,370 | \$1,469,259 | \$776,690 | \$3,228,010 | \$12,289,606 |
| Total Attending ADM: 1,216.120 | Per ADM Amounts: | \$5,128 | \$476 | \$1,208 | \$639 | \$2,654 | \$10,106 |
| Maricopa Totals | | \$2,366,020,778 | \$129,139,924 | \$369,615,328 | \$301,191,349 | \$1,028,294,086 | \$4,194,261,465 |
| Total Attending ADM: 587,562.726 | Per ADM Amounts: | \$4,027 | \$220 | \$629 | \$513 | \$1,750 | \$7,138 |

| Current Expenditures for Districts | | Classroom Instruction | Classroom Supplies | Administration | Student Support Services | Other Support Services | Total Current Expenditures |
|---|------------------|--------------------------|-----------------------|----------------|--------------------------------|------------------------------|-------------------------------|
| Mohave County | | | | | | | |
| Bullhead City School District | 080415000 | \$12,198,375 | \$1,576,652 | \$2,485,101 | \$731,506 | \$5,991,701 | \$22,983,335 |
| Total Attending ADM: 3,687.125 | Per ADM Amounts: | \$3,308 | \$428 | \$674 | \$198 | \$1,625 | \$6,233 |
| Colorado City Unified District | 080214000 | \$1,560,406 | \$63,447 | \$486,482 | \$367,877 | \$1,345,138 | \$3,823,350 |
| Total Attending ADM: 391.275 | Per ADM Amounts: | \$3,988 | \$162 | \$1,243 | \$940 | \$3,438 | \$9,772 |
| Colorado River Union High School District | 080502000 | \$8,728,557 | \$418,360 | \$188,813 | \$867,834 | \$4,591,671 | \$14,795,235 |
| Total Attending ADM: 2,442.780 | Per ADM Amounts: | \$3,573 | \$171 | \$77 | \$355 | \$1,880 | \$6,057 |
| Hackberry School District | 080303000 | \$337,887 | \$4,636 | \$186,090 | \$813 | \$0 | \$529,426 |
| Total Attending ADM: 63.110 | Per ADM Amounts: | \$5,354 | \$73 | \$2,949 | \$13 | \$0 | \$8,389 |
| Kingman Unified School District | 080220000 | \$23,365,267 | \$2,012,381 | \$4,595,042 | \$3,842,980 | \$12,860,954 | \$46,676,624 |
| Total Attending ADM: 7,441.032 | Per ADM Amounts: | \$3,140 | \$270 | \$618 | \$516 | \$1,728 | \$6,273 |
| Lake Havasu Unified District | 080201000 | \$24,614,407 | \$1,600,073 | \$4,125,775 | \$2,604,600 | \$9,742,302 | \$42,687,157 |
| Total Attending ADM: 6,317.215 | Per ADM Amounts: | \$3,896 | \$253 | \$653 | \$412 | \$1,542 | \$6,757 |
| Littlefield Unified District | 080209000 | \$2,042,148 | \$116,742 | \$612,894 | \$128,670 | \$1,038,337 | \$3,938,791 |
| Total Attending ADM: 505.450 | Per ADM Amounts: | \$4,040 | \$231 | \$1,213 | \$255 | \$2,054 | \$7,793 |
| Mohave Valley Elementary District | 080416000 | \$6,073,362 | \$579,331 | \$1,088,822 | \$558,061 | \$2,940,941 | \$11,240,517 |
| Total Attending ADM: 1,842.655 | Per ADM Amounts: | \$3,296 | \$314 | \$591 | \$303 | \$1,596 | \$6,100 |
| Owens-Whitney Elementary District | 080306000 | \$347,556 | \$22,202 | \$78,280 | \$4,310 | \$140,853 | \$593,201 |
| Total Attending ADM: 33.915 | Per ADM Amounts: | \$10,248 | \$655 | \$2,308 | \$127 | \$4,153 | \$17,491 |
| Peach Springs Unified District | 080208000 | \$1,643,369 | \$230,581 | \$1,085,037 | \$50,102 | \$1,282,205 | \$4,291,294 |
| Total Attending ADM: 214.990 | Per ADM Amounts: | \$7,644 | \$1,073 | \$5,047 | \$233 | \$5,964 | \$19,960 |
| Topock Elementary District | 080412000 | \$605,115 | \$89,524 | \$232,213 | \$23,869 | \$286,861 | \$1,237,582 |
| Total Attending ADM: 127.475 | Per ADM Amounts: | \$4,747 | \$702 | \$1,822 | \$187 | \$2,250 | \$9,708 |
| Valentine Elementary District | 080322000 | \$440,926 | \$13,335 | \$64,547 | \$0 | \$86,633 | \$605,441 |
| Total Attending ADM: 54.855 | Per ADM Amounts: | \$8,038 | \$243 | \$1,177 | \$0 | \$1,579 | \$11,037 |
| Yucca Elementary District | 080313000 | \$250,471 | \$3,640 | \$57,656 | \$4,689 | \$44,082 | \$360,538 |
| Total Attending ADM: 36.890 | Per ADM Amounts: | \$6,790 | \$99 | \$1,563 | \$127 | \$1,195 | \$9,773 |
| Mohave Totals | | \$82,207,846 | \$6,730,904 | \$15,286,752 | \$9,185,311 | \$40,351,678 | \$153,762,491 |
| Total Attending ADM: 23,158.767 | Per ADM Amounts: | \$3,550 | \$291 | \$660 | \$397 | \$1,742 | \$6,639 |

| Current Expenditures for Districts | | Classroom Instruction | Classroom Supplies | Administration | Student Support Services | Other Support Services | Total Current Expenditures |
|--|------------------|--------------------------|-----------------------|----------------|--------------------------------|------------------------------|-------------------------------|
| Navajo County | | | | | | | |
| Blue Ridge Unified District | 090232000 | \$10,161,245 | \$511,520 | \$2,217,628 | \$941,347 | \$4,045,674 | \$17,877,414 |
| Total Attending ADM: 2,702.130 | Per ADM Amounts: | \$3,760 | \$189 | \$821 | \$348 | \$1,497 | \$6,616 |
| Cedar Unified District | 090225000 | \$2,829,046 | \$340,483 | \$983,529 | \$450,486 | \$2,152,238 | \$6,755,782 |
| Total Attending ADM: 419.675 | Per ADM Amounts: | \$6,741 | \$811 | \$2,344 | \$1,073 | \$5,128 | \$16,098 |
| Heber-Overgaard Unified District | 090206000 | \$2,137,166 | \$114,779 | \$711,957 | \$290,371 | \$1,466,818 | \$4,721,091 |
| Total Attending ADM: 589.988 | Per ADM Amounts: | \$3,622 | \$195 | \$1,207 | \$492 | \$2,486 | \$8,002 |
| Holbrook Unified District | 090203000 | \$9,611,358 | \$592,460 | \$1,695,997 | \$1,301,802 | \$4,774,360 | \$17,975,977 |
| Total Attending ADM: 1,934.440 | Per ADM Amounts: | \$4,969 | \$306 | \$877 | \$673 | \$2,468 | \$9,293 |
| Joseph City Unified District | 090202000 | \$2,439,815 | \$158,521 | \$561,089 | \$440,135 | \$1,620,639 | \$5,220,199 |
| Total Attending ADM: 476.215 | Per ADM Amounts: | \$5,123 | \$333 | \$1,178 | \$924 | \$3,403 | \$10,962 |
| Kayenta Unified District | 090227000 | \$9,861,411 | \$1,165,605 | \$2,904,862 | \$1,723,266 | \$8,776,089 | \$24,431,233 |
| Total Attending ADM: 2,182.930 | Per ADM Amounts: | \$4,518 | \$534 | \$1,331 | \$789 | \$4,020 | \$11,192 |
| NAVIT | 090835000 | \$4,284,306 | \$215,596 | \$713,081 | \$128,389 | \$287,817 | \$5,629,189 |
| Total Attending ADM: 1,374.365 | Per ADM Amounts: | \$3,117 | \$157 | \$519 | \$93 | \$209 | \$4,096 |
| Northeast Arizona Technological Institute of | 090836000 | \$1,697,059 | \$6,243 | \$316,211 | \$13,964 | \$182,437 | \$2,215,914 |
| Total Attending ADM: 851.198 | Per ADM Amounts: | \$1,994 | \$7 | \$371 | \$16 | \$214 | \$2,603 |
| Pinon Unified District | 090204000 | \$6,252,159 | \$645,210 | \$2,133,764 | \$1,462,031 | \$6,114,936 | \$16,608,100 |
| Total Attending ADM: 1,281.930 | Per ADM Amounts: | \$4,877 | \$503 | \$1,664 | \$1,140 | \$4,770 | \$12,956 |
| Rainbow Accommodation School | 090199000 | \$417,032 | \$9,664 | \$152,503 | \$101,526 | \$249,502 | \$930,227 |
| Total Attending ADM: 23.250 | Per ADM Amounts: | \$17,937 | \$416 | \$6,559 | \$4,367 | \$10,731 | \$40,010 |
| Show Low Unified District | 090210000 | \$8,127,013 | \$350,142 | \$1,509,456 | \$1,160,094 | \$4,360,210 | \$15,506,915 |
| Total Attending ADM: 2,427.708 | Per ADM Amounts: | \$3,348 | \$144 | \$622 | \$478 | \$1,796 | \$6,387 |
| Snowflake Unified District | 090205000 | \$8,754,699 | \$776,266 | \$1,206,457 | \$1,302,036 | \$3,955,207 | \$15,994,665 |
| Total Attending ADM: 2,412.545 | Per ADM Amounts: | \$3,629 | \$322 | \$500 | \$540 | \$1,639 | \$6,630 |
| Whiteriver Unified District | 090220000 | \$19,452,765 | \$1,165,981 | \$2,911,021 | \$1,528,381 | \$6,103,617 | \$31,161,765 |
| Total Attending ADM: 1,954.705 | Per ADM Amounts: | \$9,952 | \$596 | \$1,489 | \$782 | \$3,123 | \$15,942 |
| Winslow Unified District | 090201000 | \$8,088,033 | \$624,502 | \$2,350,055 | \$646,893 | \$4,693,530 | \$16,403,013 |
| Total Attending ADM: 2,316.888 | Per ADM Amounts: | \$3,491 | \$270 | \$1,014 | \$279 | \$2,026 | \$7,080 |
| Navajo Totals | | \$94,113,107 | \$6,676,972 | \$20,367,610 | \$11,490,721 | \$48,783,074 | \$181,431,484 |
| Total Attending ADM: 20,947.967 | Per ADM Amounts: | \$4,493 | \$319 | \$972 | \$549 | \$2,329 | \$8,661 |

| Current Expenditures for Districts | | Classroom Instruction | Classroom Supplies | Administration | Student Support Services | Other Support Services | Total Current Expenditures |
|---|------------------|--------------------------|-----------------------|----------------|--------------------------------|------------------------------|-------------------------------|
| Pima County | | | | | | | |
| Ajo Unified District | 100215000 | \$1,825,526 | \$230,033 | \$533,530 | \$166,421 | \$877,772 | \$3,633,282 |
| Total Attending ADM: 474.665 | Per ADM Amounts: | \$3,846 | \$485 | \$1,124 | \$351 | \$1,849 | \$7,654 |
| Altar Valley Elementary District | 100351000 | \$4,945,818 | \$164,420 | \$777,883 | \$427,688 | \$2,462,304 | \$8,778,113 |
| Total Attending ADM: 650.950 | Per ADM Amounts: | \$7,598 | \$253 | \$1,195 | \$657 | \$3,783 | \$13,485 |
| Amphitheater Unified District | 100210000 | \$66,542,522 | \$3,060,542 | \$9,420,782 | \$7,827,618 | \$33,647,248 | \$120,498,712 |
| Total Attending ADM: 15,803.225 | Per ADM Amounts: | \$4,211 | \$194 | \$596 | \$495 | \$2,129 | \$7,625 |
| Catalina Foothills Unified District | 100216000 | \$15,190,188 | \$147,566 | \$4,610,218 | \$1,472,464 | \$6,087,230 | \$27,507,666 |
| Total Attending ADM: 4,686.335 | Per ADM Amounts: | \$3,241 | \$31 | \$984 | \$314 | \$1,299 | \$5,870 |
| Continental Elementary District | 100339000 | \$0 | \$0 | \$0 | \$0 | \$0 | \$0 |
| Total Attending ADM: 323.760 | Per ADM Amounts: | \$0 | \$0 | \$0 | \$0 | \$0 | \$0 |
| Empire Elementary District | 100337000 | \$0 | \$0 | \$0 | \$0 | \$0 | \$0 |
| Total Attending ADM: 0.000 | Per ADM Amounts: | | | | | | |
| Flowing Wells Unified District | 100208000 | \$23,240,140 | \$1,200,513 | \$3,654,224 | \$2,645,996 | \$10,575,000 | \$41,315,873 |
| Total Attending ADM: 5,712.470 | Per ADM Amounts: | \$4,068 | \$210 | \$640 | \$463 | \$1,851 | \$7,233 |
| Indian Oasis-Baboquivari Unified District | 100240000 | \$0 | \$0 | \$0 | \$0 | \$0 | \$0 |
| Total Attending ADM: 1,029.540 | Per ADM Amounts: | \$0 | \$0 | \$0 | \$0 | \$0 | \$0 |
| Marana Unified District | 100206000 | \$49,005,666 | \$2,210,115 | \$6,529,139 | \$4,756,458 | \$25,302,782 | \$87,804,160 |
| Total Attending ADM: 12,685.702 | Per ADM Amounts: | \$3,863 | \$174 | \$515 | \$375 | \$1,995 | \$6,922 |
| Pima Accommodation District | 100100000 | \$0 | \$0 | \$0 | \$0 | \$0 | \$0 |
| Total Attending ADM: 141.870 | Per ADM Amounts: | \$0 | \$0 | \$0 | \$0 | \$0 | \$0 |
| Redington Elementary District | 100344000 | \$0 | \$0 | \$0 | \$0 | \$0 | \$0 |
| Total Attending ADM: 0.000 | Per ADM Amounts: | | | | | | |
| Sahuarita Unified District | 100230000 | \$12,834,661 | \$914,095 | \$2,705,531 | \$1,657,349 | \$24,447,365 | \$42,559,001 |
| Total Attending ADM: 3,885.200 | Per ADM Amounts: | \$3,303 | \$235 | \$696 | \$427 | \$6,292 | \$10,954 |
| San Fernando Elementary District | 100335000 | \$0 | \$0 | \$0 | \$0 | \$0 | \$0 |
| Total Attending ADM: 17.460 | Per ADM Amounts: | \$0 | \$0 | \$0 | \$0 | \$0 | \$0 |
| Sunnyside Unified District | 100212000 | \$64,873,228 | \$4,092,676 | \$10,164,505 | \$11,748,888 | \$23,807,454 | \$114,686,751 |
| Total Attending ADM: 16,393.475 | Per ADM Amounts: | \$3,957 | \$250 | \$620 | \$717 | \$1,452 | \$6,996 |
| Tanque Verde Unified District | 100213000 | \$7,133,744 | \$392,191 | \$1,420,307 | \$597,769 | \$0 | \$9,544,011 |
| Total Attending ADM: 1,278.335 | Per ADM Amounts: | \$5,580 | \$307 | \$1,111 | \$468 | \$0 | \$7,466 |

| Current Expenditures for Districts | | Classroom Instruction | Classroom Supplies | Administration | Student Support Services | Other Support Services | Total Current Expenditures |
|------------------------------------|------------------|--------------------------|-----------------------|----------------|--------------------------------|------------------------------|-------------------------------|
| Pima County | | | | | | | |
| Tucson Unified District | 100201000 | \$232,995,549 | \$9,980,491 | \$47,636,580 | \$38,899,875 | \$121,148,313 | \$450,660,808 |
| Total Attending ADM: 57,051.112 | Per ADM Amounts: | \$4,084 | \$175 | \$835 | \$682 | \$2,124 | \$7,899 |
| Vail Unified District | 100220000 | \$28,523,803 | \$761,568 | \$4,127,440 | \$4,245,235 | \$10,951,289 | \$48,609,335 |
| Total Attending ADM: 7,802.528 | Per ADM Amounts: | \$3,656 | \$98 | \$529 | \$544 | \$1,404 | \$6,230 |
| Pima Totals | | \$507,110,845 | \$23,154,210 | \$91,580,139 | \$74,445,761 | \$259,306,757 | \$955,597,712 |
| Total Attending ADM: 127,936.627 | Per ADM Amounts: | \$3,964 | \$181 | \$716 | \$582 | \$2,027 | \$7,469 |

| Current Expenditures for Districts | | Classroom Instruction | Classroom Supplies | Administration | Student Support Services | Other Support Services | Total Current Expenditures |
|--|------------------|--------------------------|-----------------------|----------------|--------------------------------|------------------------------|-------------------------------|
| Pinal County | | | | | | | |
| Apache Junction Unified District | 110243000 | \$20,905,987 | \$738,960 | \$3,779,146 | \$3,066,078 | \$11,464,868 | \$39,955,039 |
| Total Attending ADM: 5,777.138 | Per ADM Amounts: | \$3,619 | \$128 | \$654 | \$531 | \$1,985 | \$6,916 |
| Casa Grande Elementary District | 110404000 | \$22,524,117 | \$901,109 | \$4,419,069 | \$3,252,931 | \$12,775,182 | \$43,872,408 |
| Total Attending ADM: 6,624.945 | Per ADM Amounts: | \$3,400 | \$136 | \$667 | \$491 | \$1,928 | \$6,622 |
| Casa Grande Union High School District | 110502000 | \$13,062,643 | \$713,209 | \$2,400,900 | \$2,407,430 | \$4,681,084 | \$23,265,266 |
| Total Attending ADM: 3,335.285 | Per ADM Amounts: | \$3,916 | \$214 | \$720 | \$722 | \$1,404 | \$6,975 |
| Central Arizona Valley Institute of Technology | 110801000 | \$1,305,627 | \$18,721 | \$367,412 | \$0 | \$212,425 | \$1,904,185 |
| Total Attending ADM: 674.770 | Per ADM Amounts: | \$1,935 | \$28 | \$544 | \$0 | \$315 | \$2,822 |
| Cobre Valley Institute of Technology District | 110802000 | \$415,174 | \$0 | \$246,472 | \$0 | \$45,966 | \$707,612 |
| Total Attending ADM: 108.152 | Per ADM Amounts: | \$3,839 | \$0 | \$2,279 | \$0 | \$425 | \$6,543 |
| Coolidge Unified District | 110221000 | \$15,042,837 | \$1,088,378 | \$3,242,709 | \$2,126,609 | \$7,499,868 | \$29,000,401 |
| Total Attending ADM: 4,389.110 | Per ADM Amounts: | \$3,427 | \$248 | \$739 | \$485 | \$1,709 | \$6,607 |
| Eloy Elementary District | 110411000 | \$4,247,137 | \$397,469 | \$1,040,556 | \$941,761 | \$2,559,445 | \$9,186,368 |
| Total Attending ADM: 1,141.975 | Per ADM Amounts: | \$3,719 | \$348 | \$911 | \$825 | \$2,241 | \$8,044 |
| Florence Unified School District | 110201000 | \$16,406,342 | \$1,186,195 | \$2,978,791 | \$2,179,290 | \$8,988,608 | \$31,739,226 |
| Total Attending ADM: 5,918.275 | Per ADM Amounts: | \$2,772 | \$200 | \$503 | \$368 | \$1,519 | \$5,363 |
| J O Combs Elementary District | 110344000 | \$10,806,661 | \$356,784 | \$1,718,560 | \$396,237 | \$2,575,908 | \$15,854,150 |
| Total Attending ADM: 2,314.745 | Per ADM Amounts: | \$4,669 | \$154 | \$742 | \$171 | \$1,113 | \$6,849 |
| Mammoth-San Manuel Unified District | 110208000 | \$4,571,929 | \$324,235 | \$880,876 | \$483,282 | \$2,603,766 | \$8,864,088 |
| Total Attending ADM: 1,180.205 | Per ADM Amounts: | \$3,874 | \$275 | \$746 | \$409 | \$2,206 | \$7,511 |
| Maricopa Unified School District | 110220000 | \$10,824,592 | \$1,242,523 | \$2,427,117 | \$2,070,202 | \$5,641,141 | \$22,205,575 |
| Total Attending ADM: 4,125.212 | Per ADM Amounts: | \$2,624 | \$301 | \$588 | \$502 | \$1,367 | \$5,383 |
| Mary C O'Brien Accommodation District | 110100000 | \$1,969,271 | \$391,483 | \$402,838 | \$338,381 | \$1,494,524 | \$4,596,497 |
| Total Attending ADM: 206.185 | Per ADM Amounts: | \$9,551 | \$1,899 | \$1,954 | \$1,641 | \$7,248 | \$22,293 |
| Oracle Elementary District | 110302000 | \$3,228,361 | \$126,776 | \$521,188 | \$215,955 | \$1,080,359 | \$5,172,639 |
| Total Attending ADM: 385.015 | Per ADM Amounts: | \$8,385 | \$329 | \$1,354 | \$561 | \$2,806 | \$13,435 |
| Picacho Elementary District | 110433000 | \$932,614 | \$51,388 | \$330,691 | \$87,201 | \$519,406 | \$1,921,300 |
| Total Attending ADM: 214.490 | Per ADM Amounts: | \$4,348 | \$240 | \$1,542 | \$407 | \$2,422 | \$8,958 |
| Ray Unified District | 110203000 | \$2,768,208 | \$145,521 | \$796,406 | \$227,890 | \$1,281,509 | \$5,219,534 |
| Total Attending ADM: 593.250 | Per ADM Amounts: | \$4,666 | \$245 | \$1,342 | \$384 | \$2,160 | \$8,798 |

| Current Expenditures for Districts | | Classroom Instruction | Classroom Supplies | Administration | Student Support Services | Other Support Services | Total Current Expenditures |
|--|------------------|--------------------------|-----------------------|----------------|--------------------------------|------------------------------|-------------------------------|
| Pinal County | | | | | | | |
| Red Rock Elementary District | 110405000 | \$549,647 | \$16,262 | \$350,097 | \$7,659 | \$137,917 | \$1,061,582 |
| Total Attending ADM: 96.150 | Per ADM Amounts: | \$5,717 | \$169 | \$3,641 | \$80 | \$1,434 | \$11,041 |
| Sacaton Elementary District | 110418000 | \$3,462,236 | \$328,376 | \$1,041,558 | \$553,799 | \$1,738,091 | \$7,124,060 |
| Total Attending ADM: 415.525 | Per ADM Amounts: | \$8,332 | \$790 | \$2,507 | \$1,333 | \$4,183 | \$17,145 |
| Santa Cruz Valley Union High School District | 110540000 | \$2,133,178 | \$177,608 | \$779,355 | \$347,862 | \$1,521,209 | \$4,959,212 |
| Total Attending ADM: 496.690 | Per ADM Amounts: | \$4,295 | \$358 | \$1,569 | \$700 | \$3,063 | \$9,985 |
| Stanfield Elementary District | 110424000 | \$2,375,299 | \$98,275 | \$596,827 | \$502,211 | \$1,948,801 | \$5,521,413 |
| Total Attending ADM: 687.225 | Per ADM Amounts: | \$3,456 | \$143 | \$868 | \$731 | \$2,836 | \$8,034 |
| Superior Unified School District | 110215000 | \$2,415,613 | \$50,423 | \$380,185 | \$309,651 | \$1,421,461 | \$4,577,333 |
| Total Attending ADM: 483.315 | Per ADM Amounts: | \$4,998 | \$104 | \$787 | \$641 | \$2,941 | \$9,471 |
| Toltec Elementary District | 110422000 | \$4,417,193 | \$262,311 | \$838,420 | \$257,681 | \$2,020,693 | \$7,796,298 |
| Total Attending ADM: 1,271.595 | Per ADM Amounts: | \$3,474 | \$206 | \$659 | \$203 | \$1,589 | \$6,131 |
| Pinal Totals | | \$144,364,666 | \$8,616,006 | \$29,539,173 | \$19,772,110 | \$72,212,231 | \$274,504,186 |
| Total Attending ADM: 40,439.252 | Per ADM Amounts: | \$3,570 | \$213 | \$730 | \$489 | \$1,786 | \$6,788 |

| Current Expenditures for Districts | | Classroom Instruction | Classroom Supplies | Administration | Student Support Services | Other Support Services | Total Current Expenditures |
|--|------------------|--------------------------|-----------------------|----------------|--------------------------------|------------------------------|-------------------------------|
| Santa Cruz County | | | | | | | |
| Nogales Unified District | 120201000 | \$20,891,586 | \$1,749,082 | \$3,227,636 | \$5,563,501 | \$7,566,966 | \$38,998,771 |
| Total Attending ADM: 6,009.415 | Per ADM Amounts: | \$3,476 | \$291 | \$537 | \$926 | \$1,259 | \$6,490 |
| Patagonia Elementary District | 120406000 | \$528,874 | \$44,489 | \$145,404 | \$28,952 | \$294,639 | \$1,042,358 |
| Total Attending ADM: 82.598 | Per ADM Amounts: | \$6,403 | \$539 | \$1,760 | \$351 | \$3,567 | \$12,620 |
| Patagonia Union High School District | 120520000 | \$510,065 | \$44,755 | \$202,772 | \$32,528 | \$468,317 | \$1,258,437 |
| Total Attending ADM: 84.400 | Per ADM Amounts: | \$6,043 | \$530 | \$2,403 | \$385 | \$5,549 | \$14,910 |
| Santa Cruz County Regional School District | 120199000 | \$395,591 | \$32,773 | \$1,069,405 | \$396,170 | \$124,063 | \$2,018,002 |
| Total Attending ADM: 32.380 | Per ADM Amounts: | \$12,217 | \$1,012 | \$33,027 | \$12,235 | \$3,831 | \$62,322 |
| Santa Cruz Elementary District | 120328000 | \$994,913 | \$37,946 | \$255,573 | \$119 | \$396,658 | \$1,685,209 |
| Total Attending ADM: 164.735 | Per ADM Amounts: | \$6,039 | \$230 | \$1,551 | \$1 | \$2,408 | \$10,230 |
| Santa Cruz Valley Unified District | 120235000 | \$12,000,642 | \$623,233 | \$2,617,287 | \$1,425,960 | \$5,848,513 | \$22,515,635 |
| Total Attending ADM: 3,472.302 | Per ADM Amounts: | \$3,456 | \$179 | \$754 | \$411 | \$1,684 | \$6,484 |
| Sonoita Elementary District | 120425000 | \$1,394,725 | \$139,958 | \$229,664 | \$52,322 | \$400,354 | \$2,217,023 |
| Total Attending ADM: 130.695 | Per ADM Amounts: | \$10,672 | \$1,071 | \$1,757 | \$400 | \$3,063 | \$16,963 |
| Santa Cruz Totals | | \$36,716,396 | \$2,672,236 | \$7,747,741 | \$7,499,552 | \$15,099,510 | \$69,735,435 |
| Total Attending ADM: 9,976.525 | Per ADM Amounts: | \$3,680 | \$268 | \$777 | \$752 | \$1,514 | \$6,990 |

| Current Expenditures for Districts | | Classroom Instruction | Classroom Supplies | Administration | Student Support Services | Other Support Services | Total Current Expenditures |
|--|------------------|--------------------------|-----------------------|----------------|--------------------------------|------------------------------|-------------------------------|
| Yavapai County | | | | | | | |
| Ash Fork Joint Unified District | 130231000 | \$1,407,138 | \$158,949 | \$607,264 | \$207,425 | \$591,651 | \$2,972,427 |
| Total Attending ADM: 241.355 | Per ADM Amounts: | \$5,830 | \$659 | \$2,516 | \$859 | \$2,451 | \$12,316 |
| Bagdad Unified District | 130220000 | \$1,367,340 | \$113,119 | \$505,886 | \$145,124 | \$1,018,327 | \$3,149,796 |
| Total Attending ADM: 338.410 | Per ADM Amounts: | \$4,040 | \$334 | \$1,495 | \$429 | \$3,009 | \$9,308 |
| Beaver Creek Elementary District | 130326000 | \$1,003,050 | \$113,128 | \$206,700 | \$37,996 | \$523,011 | \$1,883,885 |
| Total Attending ADM: 324.830 | Per ADM Amounts: | \$3,088 | \$348 | \$636 | \$117 | \$1,610 | \$5,800 |
| Camp Verde Unified District | 130228000 | \$5,413,807 | \$265,661 | \$7,037,886 | \$784,546 | \$2,913,428 | \$16,415,328 |
| Total Attending ADM: 1,488.188 | Per ADM Amounts: | \$3,638 | \$179 | \$4,729 | \$527 | \$1,958 | \$11,030 |
| Canon Elementary District | 130350000 | \$1,262,290 | \$91,494 | \$323,936 | \$18,420 | \$511,618 | \$2,207,758 |
| Total Attending ADM: 178.240 | Per ADM Amounts: | \$7,082 | \$513 | \$1,817 | \$103 | \$2,870 | \$12,386 |
| Champie Elementary District | 130314000 | \$22,639 | \$0 | \$2,704 | \$0 | \$4,345 | \$29,688 |
| Total Attending ADM: 0.000 | Per ADM Amounts: | | | | | | |
| Chino Valley Unified District | 130251000 | \$10,415,774 | \$918,203 | \$2,808,403 | \$1,085,664 | \$4,280,893 | \$19,508,937 |
| Total Attending ADM: 2,705.605 | Per ADM Amounts: | \$3,850 | \$339 | \$1,038 | \$401 | \$1,582 | \$7,211 |
| Clarkdale-Jerome Elementary District | 130403000 | \$1,710,794 | \$96,619 | \$249,156 | \$296,368 | \$653,715 | \$3,006,652 |
| Total Attending ADM: 387.100 | Per ADM Amounts: | \$4,420 | \$250 | \$644 | \$766 | \$1,689 | \$7,767 |
| Congress Elementary District | 130317000 | \$894,224 | \$79,894 | \$190,908 | \$23,721 | \$322,277 | \$1,511,024 |
| Total Attending ADM: 115.575 | Per ADM Amounts: | \$7,737 | \$691 | \$1,652 | \$205 | \$2,788 | \$13,074 |
| Cottonwood-Oak Creek Elementary District | 130406000 | \$8,135,365 | \$694,220 | \$1,852,888 | \$1,154,498 | \$4,540,856 | \$16,377,827 |
| Total Attending ADM: 2,388.120 | Per ADM Amounts: | \$3,407 | \$291 | \$776 | \$483 | \$1,901 | \$6,858 |
| Crown King Elementary District | 130341000 | \$68,130 | \$1,210 | \$15,387 | \$757 | \$17,339 | \$102,823 |
| Total Attending ADM: 4.990 | Per ADM Amounts: | \$13,653 | \$242 | \$3,084 | \$152 | \$3,475 | \$20,606 |
| Hillside Elementary District | 130335000 | \$0 | \$0 | \$0 | \$0 | \$0 | \$0 |
| Total Attending ADM: 28.360 | Per ADM Amounts: | \$0 | \$0 | \$0 | \$0 | \$0 | \$0 |
| Humboldt Unified District | 130222000 | \$23,535,408 | \$1,654,385 | \$3,949,592 | \$2,359,184 | \$10,589,074 | \$42,087,643 |
| Total Attending ADM: 6,105.010 | Per ADM Amounts: | \$3,855 | \$271 | \$647 | \$386 | \$1,734 | \$6,894 |
| Kirkland Elementary District | 130323000 | \$595,802 | \$16,739 | \$133,010 | \$24,216 | \$194,332 | \$964,099 |
| Total Attending ADM: 64.895 | Per ADM Amounts: | \$9,181 | \$258 | \$2,050 | \$373 | \$2,995 | \$14,856 |
| Mayer Unified School District | 130243000 | \$2,222,423 | \$212,849 | \$701,212 | \$233,418 | \$1,344,996 | \$4,714,898 |
| Total Attending ADM: 561.598 | Per ADM Amounts: | \$3,957 | \$379 | \$1,249 | \$416 | \$2,395 | \$8,396 |

| Current Expenditures for Districts | | Classroom Instruction | Classroom Supplies | Administration | Student Support Services | Other Support Services | Total Current Expenditures |
|--|------------------|--------------------------|-----------------------|----------------|--------------------------------|------------------------------|-------------------------------|
| Yavapai County | | | | | | | |
| Mingus Union High School District | 130504000 | \$4,838,287 | \$256,772 | \$876,481 | \$838,663 | \$1,559,680 | \$8,369,883 |
| Total Attending ADM: 1,278.880 | Per ADM Amounts: | \$3,783 | \$201 | \$685 | \$656 | \$1,220 | \$6,545 |
| Prescott Unified District | 130201000 | \$19,855,886 | \$330,692 | \$3,119,501 | \$2,242,531 | \$7,630,628 | \$33,179,238 |
| Total Attending ADM: 5,381.062 | Per ADM Amounts: | \$3,690 | \$61 | \$580 | \$417 | \$1,418 | \$6,166 |
| Sedona-Oak Creek Joint Unified District | 130209000 | \$5,824,323 | \$280,814 | \$1,288,466 | \$676,372 | \$3,047,464 | \$11,117,439 |
| Total Attending ADM: 1,447.780 | Per ADM Amounts: | \$4,023 | \$194 | \$890 | \$467 | \$2,105 | \$7,679 |
| Seligman Unified District | 130240000 | \$1,199,892 | \$48,750 | \$284,344 | \$100,077 | \$666,545 | \$2,299,608 |
| Total Attending ADM: 150.180 | Per ADM Amounts: | \$7,990 | \$325 | \$1,893 | \$666 | \$4,438 | \$15,312 |
| Skull Valley Elementary District | 130315000 | \$288,009 | \$22,090 | \$68,130 | \$6,556 | \$127,186 | \$511,971 |
| Total Attending ADM: 27.815 | Per ADM Amounts: | \$10,354 | \$794 | \$2,449 | \$236 | \$4,573 | \$18,406 |
| Valley Academy for Career and Technology | 130801000 | \$1,379,880 | \$937 | \$312,954 | \$300 | \$388,230 | \$2,082,301 |
| Total Attending ADM: 361.122 | Per ADM Amounts: | \$3,821 | \$3 | \$867 | \$1 | \$1,075 | \$5,766 |
| Walnut Grove Elementary District | 130307000 | \$36,506 | \$0 | \$26,349 | \$0 | \$96,644 | \$159,499 |
| Total Attending ADM: 0.000 | Per ADM Amounts: | | | | | | |
| Williamson Valley Elementary School District | 130302000 | \$143,715 | \$0 | \$22,455 | \$0 | \$44,668 | \$210,838 |
| Total Attending ADM: 0.000 | Per ADM Amounts: | | | | | | |
| Yarnell Elementary District | 130352000 | \$604,654 | \$30,879 | \$125,482 | \$47,198 | \$238,022 | \$1,046,235 |
| Total Attending ADM: 56.880 | Per ADM Amounts: | \$10,630 | \$543 | \$2,206 | \$830 | \$4,185 | \$18,394 |
| Yavapai Accommodation School District | 130199000 | \$304,813 | \$24,888 | \$176,991 | \$48,062 | \$87,967 | \$642,721 |
| Total Attending ADM: 71.500 | Per ADM Amounts: | \$4,263 | \$348 | \$2,475 | \$672 | \$1,230 | \$8,989 |
| Yavapai Totals | | \$92,530,149 | \$5,412,292 | \$24,886,085 | \$10,331,096 | \$41,392,896 | \$174,552,518 |
| Total Attending ADM: 23,707.495 | Per ADM Amounts: | \$3,903 | \$228 | \$1,050 | \$436 | \$1,746 | \$7,363 |

| Current Expenditures for Districts | | Classroom Instruction | Classroom Supplies | Administration | Student Support Services | Other Support Services | Total Current Expenditures |
|-------------------------------------|------------------|--------------------------|-----------------------|----------------|--------------------------------|------------------------------|-------------------------------|
| Yuma County | | | | | | | |
| Antelope Union High School District | 140550000 | \$1,574,759 | \$106,721 | \$1,029,896 | \$102,580 | \$1,041,852 | \$3,855,808 |
| Total Attending ADM: 381.010 | Per ADM Amounts: | \$4,133 | \$280 | \$2,703 | \$269 | \$2,734 | \$10,120 |
| Crane Elementary District | 140413000 | \$25,553,788 | \$742,817 | \$4,460,404 | \$1,895,735 | \$11,568,326 | \$44,221,070 |
| Total Attending ADM: 5,928.830 | Per ADM Amounts: | \$4,310 | \$125 | \$752 | \$320 | \$1,951 | \$7,459 |
| Gadsden Elementary District | 140432000 | \$14,997,267 | \$1,813,533 | \$3,982,734 | \$2,252,095 | \$10,172,908 | \$33,218,537 |
| Total Attending ADM: 4,460.965 | Per ADM Amounts: | \$3,362 | \$407 | \$893 | \$505 | \$2,280 | \$7,446 |
| Hyder Elementary District | 140416000 | \$881,406 | \$38,635 | \$515,961 | \$10,720 | \$601,584 | \$2,048,306 |
| Total Attending ADM: 145.705 | Per ADM Amounts: | \$6,049 | \$265 | \$3,541 | \$74 | \$4,129 | \$14,058 |
| Mohawk Valley Elementary District | 140417000 | \$1,082,429 | \$49,022 | \$622,751 | \$22,975 | \$525,637 | \$2,302,814 |
| Total Attending ADM: 188.640 | Per ADM Amounts: | \$5,738 | \$260 | \$3,301 | \$122 | \$2,786 | \$12,207 |
| Somerton Elementary District | 140411000 | \$8,770,375 | \$793,598 | \$4,184,689 | \$1,407,544 | \$5,714,760 | \$20,870,966 |
| Total Attending ADM: 2,508.115 | Per ADM Amounts: | \$3,497 | \$316 | \$1,668 | \$561 | \$2,279 | \$8,321 |
| Wellton Elementary District | 140424000 | \$1,806,743 | \$152,819 | \$543,226 | \$89,822 | \$675,772 | \$3,268,382 |
| Total Attending ADM: 343.410 | Per ADM Amounts: | \$5,261 | \$445 | \$1,582 | \$262 | \$1,968 | \$9,517 |
| Yuma Elementary District | 140401000 | \$36,142,089 | \$1,416,479 | \$6,850,265 | \$6,081,633 | \$21,590,071 | \$72,080,537 |
| Total Attending ADM: 10,082.960 | Per ADM Amounts: | \$3,584 | \$140 | \$679 | \$603 | \$2,141 | \$7,149 |
| Yuma Union High School District | 140570000 | \$30,691,679 | \$755,584 | \$4,671,341 | \$5,392,306 | \$14,653,024 | \$56,163,934 |
| Total Attending ADM: 10,326.255 | Per ADM Amounts: | \$2,972 | \$73 | \$452 | \$522 | \$1,419 | \$5,439 |
| Yuma Totals | | \$121,500,535 | \$5,869,208 | \$26,861,267 | \$17,255,410 | \$66,543,934 | \$238,030,354 |
| Total Attending ADM: 34,365.890 | Per ADM Amounts: | \$3,535 | \$171 | \$782 | \$502 | \$1,936 | \$6,926 |

| Current Expenditures for Districts | | Classroom Instruction | Classroom Supplies | Administration | Student Support Services | Other Support Services | Total Current Expenditures |
|------------------------------------|------------------|--------------------------|-----------------------|----------------|--------------------------------|------------------------------|-------------------------------|
| State Totals | | \$3,746,799,668 | \$206,187,742 | \$657,251,095 | \$495,156,737 | \$1,724,753,021 | \$6,830,148,263 |
| Total Attending ADM: 935,227.915 | Per ADM Amounts: | \$4,006 | \$220 | \$703 | \$529 | \$1,844 | \$7,303 |

| Current Expenditures for Charters | | Classroom Instruction | Classroom Supplies | Administration | Student Support Services | Other Support Services | Total Current Expenditures |
|---|------------------|--------------------------|-----------------------|----------------|--------------------------------|------------------------------|-------------------------------|
| Apache County | | | | | | | |
| 4-Winds Academy, Incorporated dba 4-Winds | 018752000 | \$139,970 | \$14,001 | \$37,830 | \$23,416 | \$147,282 | \$362,499 |
| Total Attending ADM: 31.875 | Per ADM Amounts: | \$4,391 | \$439 | \$1,187 | \$735 | \$4,621 | \$11,373 |
| Kin Dah Lichii Olta, Inc. | 018759000 | \$168,666 | \$18,983 | \$71,130 | \$0 | \$82,009 | \$340,788 |
| Total Attending ADM: 40.490 | Per ADM Amounts: | \$4,166 | \$469 | \$1,757 | \$0 | \$2,025 | \$8,417 |
| Nazlini Community School, Inc. | 018760000 | \$147,101 | \$12,348 | \$59,925 | \$2,716 | \$46,085 | \$268,175 |
| Total Attending ADM: 24.160 | Per ADM Amounts: | \$6,089 | \$511 | \$2,480 | \$112 | \$1,907 | \$11,100 |
| Apache Totals | | \$455,737 | \$45,332 | \$168,885 | \$26,132 | \$275,376 | \$971,462 |
| Total Attending ADM: 96.525 | Per ADM Amounts: | \$4,721 | \$470 | \$1,750 | \$271 | \$2,853 | \$10,064 |

| Current Expenditures for Charters | | Classroom Instruction | Classroom Supplies | Administration | Student Support Services | Other Support Services | Total Current Expenditures |
|---|------------------|--------------------------|-----------------------|----------------|--------------------------------|------------------------------|-------------------------------|
| Cochise County | | | | | | | |
| Center for Academic Success, Inc. | 028750000 | \$1,505,575 | \$151,054 | \$756,906 | \$0 | \$342,333 | \$2,755,868 |
| Total Attending ADM: 583.825 | Per ADM Amounts: | \$2,579 | \$259 | \$1,296 | \$0 | \$586 | \$4,720 |
| Cochise Community Development Corporation | 028701000 | \$755,010 | \$50,795 | \$133,724 | \$45,166 | \$512,582 | \$1,497,277 |
| Total Attending ADM: 211.105 | Per ADM Amounts: | \$3,576 | \$241 | \$633 | \$214 | \$2,428 | \$7,093 |
| Omega Alpha Academy | 028751000 | \$1,168,518 | \$91,473 | \$659,574 | \$258,446 | \$1,010,845 | \$3,188,856 |
| Total Attending ADM: 484.580 | Per ADM Amounts: | \$2,411 | \$189 | \$1,361 | \$533 | \$2,086 | \$6,581 |
| Sierra Summit Academy | 028752000 | \$149,907 | \$5,592 | \$116,525 | \$0 | \$125,386 | \$397,410 |
| Total Attending ADM: 59.440 | Per ADM Amounts: | \$2,522 | \$94 | \$1,960 | \$0 | \$2,109 | \$6,686 |
| Cochise Totals | | \$3,579,010 | \$298,914 | \$1,666,729 | \$303,612 | \$1,991,146 | \$7,839,411 |
| Total Attending ADM: 1,338.950 | Per ADM Amounts: | \$2,673 | \$223 | \$1,245 | \$227 | \$1,487 | \$5,855 |

| Current Expenditures for Charters | | Classroom Instruction | Classroom Supplies | Administration | Student Support Services | Other Support Services | Total Current Expenditures |
|--|------------------|--------------------------|-----------------------|----------------|--------------------------------|------------------------------|-------------------------------|
| Coconino County | | | | | | | |
| Flagstaff Arts And Leadership Academy | 038750000 | \$646,480 | \$18,820 | \$158,306 | \$35,608 | \$205,746 | \$1,064,960 |
| Total Attending ADM: 161.335 | Per ADM Amounts: | \$4,007 | \$117 | \$981 | \$221 | \$1,275 | \$6,601 |
| Flagstaff Junior Academy | 038752000 | \$863,025 | \$41,041 | \$233,301 | \$106,254 | \$233,867 | \$1,477,488 |
| Total Attending ADM: 197.190 | Per ADM Amounts: | \$4,377 | \$208 | \$1,183 | \$539 | \$1,186 | \$7,493 |
| Flagstaff Unified School District Charter School | 038703000 | \$72,567 | \$513 | \$172,774 | \$10,712 | \$5,230 | \$261,796 |
| Total Attending ADM: 35.840 | Per ADM Amounts: | \$2,025 | \$14 | \$4,821 | \$299 | \$146 | \$7,305 |
| Montessori Charter School of Flagstaff, Inc. | 038705000 | \$968,432 | \$17,707 | \$0 | \$0 | \$518,592 | \$1,504,731 |
| Total Attending ADM: 242.300 | Per ADM Amounts: | \$3,997 | \$73 | \$0 | \$0 | \$2,140 | \$6,210 |
| Mountain School, Inc. | 038751000 | \$413,097 | \$30,848 | \$132,194 | \$0 | \$83,647 | \$659,786 |
| Total Attending ADM: 134.625 | Per ADM Amounts: | \$3,069 | \$229 | \$982 | \$0 | \$621 | \$4,901 |
| Northland Preparatory Academy | 038701000 | \$1,321,658 | \$81,939 | \$361,602 | \$173,734 | \$365,502 | \$2,304,435 |
| Total Attending ADM: 344.482 | Per ADM Amounts: | \$3,837 | \$238 | \$1,050 | \$504 | \$1,061 | \$6,690 |
| Painted Desert Demonstration Projects, Inc. | 038753000 | \$310,668 | \$59,232 | \$187,657 | \$17,332 | \$695,814 | \$1,270,703 |
| Total Attending ADM: 68.810 | Per ADM Amounts: | \$4,515 | \$861 | \$2,727 | \$252 | \$10,112 | \$18,467 |
| PEAK School Inc., The | 038702000 | \$369,413 | \$18,928 | \$282,948 | \$218,133 | \$205,516 | \$1,094,938 |
| Total Attending ADM: 116.595 | Per ADM Amounts: | \$3,168 | \$162 | \$2,427 | \$1,871 | \$1,763 | \$9,391 |
| Pine Forest Education Association, Inc. | 038706000 | \$961,870 | \$36,295 | \$240,436 | \$92,157 | \$131,358 | \$1,462,116 |
| Total Attending ADM: 199.345 | Per ADM Amounts: | \$4,825 | \$182 | \$1,206 | \$462 | \$659 | \$7,335 |
| Visions Unlimited Academy, Inc. | 038708000 | \$241,660 | \$19,940 | \$30,562 | \$92,739 | \$97,377 | \$482,278 |
| Total Attending ADM: 73.480 | Per ADM Amounts: | \$3,289 | \$271 | \$416 | \$1,262 | \$1,325 | \$6,563 |
| Coconino Totals | | \$6,168,870 | \$325,263 | \$1,799,780 | \$746,669 | \$2,542,649 | \$11,583,231 |
| Total Attending ADM: 1,574.002 | Per ADM Amounts: | \$3,919 | \$207 | \$1,143 | \$474 | \$1,615 | \$7,359 |

| Current Expenditures for Charters | | Classroom Instruction | Classroom Supplies | Administration | Student Support Services | Other Support Services | Total Current Expenditures |
|-----------------------------------|------------------|--------------------------|-----------------------|----------------|--------------------------------|------------------------------|-------------------------------|
| Gila County | | | | | | | |
| Destiny School, Inc. | 048701000 | \$830,054 | \$23,764 | \$580,283 | \$14,441 | \$559,760 | \$2,008,302 |
| Total Attending ADM: 224.870 | Per ADM Amounts: | \$3,691 | \$106 | \$2,581 | \$64 | \$2,489 | \$8,931 |
| Liberty High School | 048750000 | \$220,999 | \$13,702 | \$138,094 | \$4,081 | \$39,003 | \$415,879 |
| Total Attending ADM: 65.660 | Per ADM Amounts: | \$3,366 | \$209 | \$2,103 | \$62 | \$594 | \$6,334 |
| Payson Center for Success | 040210700 | \$258,193 | \$29,356 | \$0 | \$0 | \$0 | \$287,549 |
| Total Attending ADM: 51.955 | Per ADM Amounts: | \$4,970 | \$565 | \$0 | \$0 | \$0 | \$5,535 |
| Shelby School The | 048703000 | \$281,641 | \$17,099 | \$145,982 | \$18,074 | \$60,665 | \$523,461 |
| Total Attending ADM: 86.530 | Per ADM Amounts: | \$3,255 | \$198 | \$1,687 | \$209 | \$701 | \$6,049 |
| Gila Totals | | \$1,590,887 | \$83,921 | \$864,359 | \$36,596 | \$659,428 | \$3,235,191 |
| Total Attending ADM: 429.015 | Per ADM Amounts: | \$3,708 | \$196 | \$2,015 | \$85 | \$1,537 | \$7,541 |

| Current Expenditures for Charters | | Classroom Instruction | Classroom Supplies | Administration | Student Support Services | Other Support Services | Total Current Expenditures |
|---|------------------|--------------------------|-----------------------|----------------|--------------------------------|------------------------------|-------------------------------|
| Graham County | | | | | | | |
| Discovery Plus Academy | 058703000 | \$284,222 | \$19,558 | \$88,225 | \$62,160 | \$74,745 | \$528,910 |
| Total Attending ADM: 85.765 | Per ADM Amounts: | \$3,314 | \$228 | \$1,029 | \$725 | \$872 | \$6,167 |
| Gila Educational Group dba Gila Preparatory | 058701000 | \$436,065 | \$25,866 | \$122,638 | \$0 | \$119,046 | \$703,615 |
| Total Attending ADM: 104.655 | Per ADM Amounts: | \$4,167 | \$247 | \$1,172 | \$0 | \$1,138 | \$6,723 |
| Triumphant Learning Center | 058702000 | \$225,510 | \$12,190 | \$135,745 | \$29,790 | \$125,937 | \$529,172 |
| Total Attending ADM: 87.885 | Per ADM Amounts: | \$2,566 | \$139 | \$1,545 | \$339 | \$1,433 | \$6,021 |
| Graham Totals | | \$945,797 | \$57,614 | \$346,608 | \$91,950 | \$319,728 | \$1,761,697 |
| Total Attending ADM: 278.305 | Per ADM Amounts: | \$3,398 | \$207 | \$1,245 | \$330 | \$1,149 | \$6,330 |

| Current Expenditures for Charters | | Classroom Instruction | Classroom Supplies | Administration | Student Support Services | Other Support Services | Total Current Expenditures |
|-----------------------------------|------------------|--------------------------|-----------------------|----------------|--------------------------------|------------------------------|-------------------------------|
| La Paz County | | | | | | | |
| E.Q. Scholars, Inc. | 158701000 | \$299,924 | \$12,352 | \$29,969 | \$6,963 | \$266,125 | \$615,333 |
| Total Attending ADM: 102.400 | Per ADM Amounts: | \$2,929 | \$121 | \$293 | \$68 | \$2,599 | \$6,009 |
| La Paz Totals | | \$299,924 | \$12,352 | \$29,969 | \$6,963 | \$266,125 | \$615,333 |
| Total Attending ADM: 102.400 | Per ADM Amounts: | \$2,929 | \$121 | \$293 | \$68 | \$2,599 | \$6,009 |

| Current Expenditures for Charters | | Classroom Instruction | Classroom Supplies | Administration | Student Support Services | Other Support Services | Total Current Expenditures |
|--|------------------|--------------------------|-----------------------|----------------|--------------------------------|------------------------------|-------------------------------|
| Maricopa County | | | | | | | |
| Academy of Arizona | 078799000 | \$1,069,955 | \$39,632 | \$487,777 | \$0 | \$1,216,400 | \$2,813,764 |
| Total Attending ADM: 338.680 | Per ADM Amounts: | \$3,159 | \$117 | \$1,440 | \$0 | \$3,592 | \$8,308 |
| Academy Of Excellence, Inc. | 078604000 | \$345,947 | \$28,321 | \$118,745 | \$22,744 | \$303,472 | \$819,229 |
| Total Attending ADM: 115.590 | Per ADM Amounts: | \$2,993 | \$245 | \$1,027 | \$197 | \$2,625 | \$7,087 |
| Academy with Community Partners Inc | 078794000 | \$330,892 | \$16,931 | \$346,406 | \$74,619 | \$156,128 | \$924,976 |
| Total Attending ADM: 175.410 | Per ADM Amounts: | \$1,886 | \$97 | \$1,975 | \$425 | \$890 | \$5,273 |
| Accelerated Learning Center, Inc. | 078979000 | \$505,187 | \$19,635 | \$805,827 | \$414 | \$273,850 | \$1,604,913 |
| Total Attending ADM: 282.340 | Per ADM Amounts: | \$1,789 | \$70 | \$2,854 | \$1 | \$970 | \$5,684 |
| Acclaim Charter School | 078701000 | \$957,702 | \$7,238 | \$380,092 | \$121,990 | \$720,998 | \$2,188,020 |
| Total Attending ADM: 336.590 | Per ADM Amounts: | \$2,845 | \$22 | \$1,129 | \$362 | \$2,142 | \$6,501 |
| Advanced Education Services | 078938000 | \$242,412 | \$15,435 | \$0 | \$38,871 | \$0 | \$296,718 |
| Total Attending ADM: 41.860 | Per ADM Amounts: | \$5,791 | \$369 | \$0 | \$929 | \$0 | \$7,088 |
| Advanced Education Services, Inc. | 078782000 | \$615,545 | \$16,290 | \$159,753 | \$0 | \$0 | \$791,588 |
| Total Attending ADM: 163.925 | Per ADM Amounts: | \$3,755 | \$99 | \$975 | \$0 | \$0 | \$4,829 |
| Ahwatukee Foothills Prep, Inc. | 078501000 | \$830,343 | \$52,959 | \$603,351 | \$6,374 | \$1,306,458 | \$2,799,485 |
| Total Attending ADM: 225.950 | Per ADM Amounts: | \$3,675 | \$234 | \$2,670 | \$28 | \$5,782 | \$12,390 |
| AIBT Non-Profit Charter High School - Phoenix | 078793000 | \$349,903 | \$18,645 | \$266,905 | \$37,528 | \$247,123 | \$920,104 |
| Total Attending ADM: 151.760 | Per ADM Amounts: | \$2,306 | \$123 | \$1,759 | \$247 | \$1,628 | \$6,063 |
| Air Academy Charter High School dba Thomas | 078970000 | \$502,814 | \$47,782 | \$458,673 | \$6,079 | \$473,648 | \$1,488,996 |
| Total Attending ADM: 188.848 | Per ADM Amounts: | \$2,663 | \$253 | \$2,429 | \$32 | \$2,508 | \$7,885 |
| All Aboard Charter School dba All Aboard Charter | 078967000 | \$177,884 | \$11,846 | \$94,630 | \$1,676 | \$126,804 | \$412,840 |
| Total Attending ADM: 61.155 | Per ADM Amounts: | \$2,909 | \$194 | \$1,547 | \$27 | \$2,073 | \$6,751 |
| Allen-Cochran Enterprises, Inc. | 078724000 | \$961,465 | \$33,244 | \$186,847 | \$99,928 | \$554,681 | \$1,836,165 |
| Total Attending ADM: 290.660 | Per ADM Amounts: | \$3,308 | \$114 | \$643 | \$344 | \$1,908 | \$6,317 |
| American Basic Schools LLC | 078989000 | \$1,593,247 | \$141,306 | \$434,186 | \$684,548 | \$770,884 | \$3,624,171 |
| Total Attending ADM: 582.510 | Per ADM Amounts: | \$2,735 | \$243 | \$745 | \$1,175 | \$1,323 | \$6,222 |
| APEX Education Systems, Inc. | 078785000 | \$574,421 | \$80,390 | \$357,761 | \$4,270 | \$147,794 | \$1,164,636 |
| Total Attending ADM: 153.575 | Per ADM Amounts: | \$3,740 | \$523 | \$2,330 | \$28 | \$962 | \$7,583 |
| Apex Public Charter Academy dba Apex Public | 078946000 | \$134,204 | \$3,396 | \$149,711 | \$953 | \$12,768 | \$301,032 |
| Total Attending ADM: 44.100 | Per ADM Amounts: | \$3,043 | \$77 | \$3,395 | \$22 | \$290 | \$6,826 |

| Current Expenditures for Charters | | Classroom Instruction | Classroom Supplies | Administration | Student Support Services | Other Support Services | Total Current Expenditures |
|--|------------------|--------------------------|-----------------------|----------------|--------------------------------|------------------------------|-------------------------------|
| Maricopa County | | | | | | | |
| Arizona Academy of Science And Technology, Inc. | 078665000 | \$651,359 | \$7,342 | \$165,011 | \$649 | \$43,791 | \$868,152 |
| Total Attending ADM: 132.605 | Per ADM Amounts: | \$4,912 | \$55 | \$1,244 | \$5 | \$330 | \$6,547 |
| Arizona Agribusiness & Equine Center, Inc | 078993000 | \$598,440 | \$27,218 | \$295,417 | \$110,354 | \$303,124 | \$1,334,553 |
| Total Attending ADM: 288.660 | Per ADM Amounts: | \$2,073 | \$94 | \$1,023 | \$382 | \$1,050 | \$4,623 |
| Arizona Agribusiness & Equine Center, Inc. | 078707000 | \$529,312 | \$29,064 | \$235,039 | \$88,284 | \$164,597 | \$1,046,296 |
| Total Attending ADM: 229.042 | Per ADM Amounts: | \$2,311 | \$127 | \$1,026 | \$385 | \$719 | \$4,568 |
| Arizona Agribusiness & Equine Center, Inc. | 078510000 | \$311,034 | \$33,332 | \$124,730 | \$46,595 | \$127,075 | \$642,766 |
| Total Attending ADM: 124.110 | Per ADM Amounts: | \$2,506 | \$269 | \$1,005 | \$375 | \$1,024 | \$5,179 |
| Arizona Call-a-Teen Youth Resources, Inc. | 078723000 | \$261,576 | \$1,962 | \$208,005 | \$41,917 | \$261,823 | \$775,283 |
| Total Attending ADM: 84.818 | Per ADM Amounts: | \$3,084 | \$23 | \$2,452 | \$494 | \$3,087 | \$9,141 |
| Arizona Connections Academy Charter School, Inc. | 078511000 | \$1,327,988 | \$724,842 | \$728,551 | \$31,554 | \$100,323 | \$2,913,258 |
| Total Attending ADM: 475.860 | Per ADM Amounts: | \$2,791 | \$1,523 | \$1,531 | \$66 | \$211 | \$6,122 |
| Arizona Montessori Charter School at Anthem | 078991000 | \$381,234 | \$69,351 | \$113,609 | \$33,635 | \$142,312 | \$740,141 |
| Total Attending ADM: 88.380 | Per ADM Amounts: | \$4,314 | \$785 | \$1,285 | \$381 | \$1,610 | \$8,375 |
| Arizona School for Integrated Academics and | 078922000 | \$1,509,343 | \$64,712 | \$520,285 | \$29,565 | \$34,448 | \$2,158,353 |
| Total Attending ADM: 413.710 | Per ADM Amounts: | \$3,648 | \$156 | \$1,258 | \$71 | \$83 | \$5,217 |
| Arizona School For The Arts | 078722000 | \$1,487,786 | \$32,022 | \$549,673 | \$96,116 | \$306,218 | \$2,471,815 |
| Total Attending ADM: 361.710 | Per ADM Amounts: | \$4,113 | \$89 | \$1,520 | \$266 | \$847 | \$6,834 |
| Ascending Roots Scholastic & Athletic Premise | 078961000 | \$190,880 | \$57,686 | \$82,678 | \$207,681 | \$143,786 | \$682,711 |
| Total Attending ADM: 93.810 | Per ADM Amounts: | \$2,035 | \$615 | \$881 | \$2,214 | \$1,533 | \$7,278 |
| Avondale Learning dba Precision Academy | 078614000 | \$240,383 | \$9,541 | \$98,691 | \$0 | \$117,776 | \$466,391 |
| Total Attending ADM: 78.190 | Per ADM Amounts: | \$3,074 | \$122 | \$1,262 | \$0 | \$1,506 | \$5,965 |
| Back-to-Basics School | 078731000 | \$397,058 | \$126,520 | \$381,767 | \$12,633 | \$216,123 | \$1,134,101 |
| Total Attending ADM: 168.390 | Per ADM Amounts: | \$2,358 | \$751 | \$2,267 | \$75 | \$1,283 | \$6,735 |
| Ball Charter School (Hearn) | 078987000 | \$1,376,571 | \$122,589 | \$374,603 | \$39,082 | \$343,770 | \$2,256,615 |
| Total Attending ADM: 518.555 | Per ADM Amounts: | \$2,655 | \$236 | \$722 | \$75 | \$663 | \$4,352 |
| Ball Charter Schools (Dobson) | 078988000 | \$1,696,186 | \$161,124 | \$450,631 | \$23,614 | \$676,731 | \$3,008,286 |
| Total Attending ADM: 561.715 | Per ADM Amounts: | \$3,020 | \$287 | \$802 | \$42 | \$1,205 | \$5,356 |
| BASIS School, Inc. | 078736000 | \$794,572 | \$36,521 | \$527,227 | \$22,085 | \$335,093 | \$1,715,498 |
| Total Attending ADM: 248.630 | Per ADM Amounts: | \$3,196 | \$147 | \$2,121 | \$89 | \$1,348 | \$6,900 |

| Current Expenditures for Charters | | Classroom Instruction | Classroom Supplies | Administration | Student Support Services | Other Support Services | Total Current Expenditures |
|---|------------------|--------------------------|-----------------------|----------------|--------------------------------|------------------------------|-------------------------------|
| Maricopa County | | | | | | | |
| Bell Canyon Charter School, Inc | 078972000 | \$1,276,048 | \$60,220 | \$262,568 | \$35,018 | \$593,472 | \$2,227,326 |
| Total Attending ADM: 346.100 | Per ADM Amounts: | \$3,687 | \$174 | \$759 | \$101 | \$1,715 | \$6,435 |
| Benchmark School, Inc. | 078766000 | \$1,276,013 | \$47,168 | \$264,440 | \$65,809 | \$722,547 | \$2,375,977 |
| Total Attending ADM: 374.980 | Per ADM Amounts: | \$3,403 | \$126 | \$705 | \$176 | \$1,927 | \$6,336 |
| Benjamin Franklin Charter School | 078754000 | \$4,058,238 | \$194,370 | \$1,462,598 | \$347,314 | \$3,057,379 | \$9,119,899 |
| Total Attending ADM: 1,716.452 | Per ADM Amounts: | \$2,364 | \$113 | \$852 | \$202 | \$1,781 | \$5,313 |
| Blueprint Education | 078745000 | \$724,587 | \$15,449 | \$276,081 | \$54,232 | \$91,851 | \$1,162,200 |
| Total Attending ADM: 175.400 | Per ADM Amounts: | \$4,131 | \$88 | \$1,574 | \$309 | \$524 | \$6,626 |
| Bradley Academy of Excellence, Inc. | 078746000 | \$249,340 | \$54,395 | \$155,858 | \$29,694 | \$197,070 | \$686,357 |
| Total Attending ADM: 122.535 | Per ADM Amounts: | \$2,035 | \$444 | \$1,272 | \$242 | \$1,608 | \$5,601 |
| Bright Beginnings School, Inc. | 078762000 | \$1,355,541 | \$73,720 | \$249,825 | \$14,434 | \$841,998 | \$2,535,518 |
| Total Attending ADM: 411.485 | Per ADM Amounts: | \$3,294 | \$179 | \$607 | \$35 | \$2,046 | \$6,162 |
| CAFA, Inc. | 098749000 | \$1,395,593 | \$141,406 | \$305,738 | \$159,159 | \$1,038,785 | \$3,040,681 |
| Total Attending ADM: 408.565 | Per ADM Amounts: | \$3,416 | \$346 | \$748 | \$390 | \$2,543 | \$7,442 |
| Cambridge Academy East, Inc | 078768000 | \$639,888 | \$58,138 | \$173,546 | \$133,452 | \$287,135 | \$1,292,159 |
| Total Attending ADM: 211.510 | Per ADM Amounts: | \$3,025 | \$275 | \$821 | \$631 | \$1,358 | \$6,109 |
| Carden Elementary School | 078909000 | \$1,209,577 | \$66,024 | \$778,486 | \$864 | \$250,796 | \$2,305,747 |
| Total Attending ADM: 404.720 | Per ADM Amounts: | \$2,989 | \$163 | \$1,924 | \$2 | \$620 | \$5,697 |
| Career Success Schools | 078524000 | \$1,535,665 | \$60,953 | \$532,856 | \$56,580 | \$1,587,486 | \$3,773,540 |
| Total Attending ADM: 799.198 | Per ADM Amounts: | \$1,922 | \$76 | \$667 | \$71 | \$1,986 | \$4,722 |
| CASY Country Day School | 078908000 | \$996,010 | \$24,442 | \$548,093 | \$25,783 | \$931,802 | \$2,526,130 |
| Total Attending ADM: 276.795 | Per ADM Amounts: | \$3,598 | \$88 | \$1,980 | \$93 | \$3,366 | \$9,126 |
| Challenge School, Inc. | 078772000 | \$1,773,632 | \$85,447 | \$673,944 | \$60,708 | \$690,640 | \$3,284,371 |
| Total Attending ADM: 566.430 | Per ADM Amounts: | \$3,131 | \$151 | \$1,190 | \$107 | \$1,219 | \$5,798 |
| Challenger Basic School, Inc dba Challenger Basic | 078957000 | \$501,854 | \$22,348 | \$308,102 | \$22,029 | \$104,094 | \$958,427 |
| Total Attending ADM: 147.770 | Per ADM Amounts: | \$3,396 | \$151 | \$2,085 | \$149 | \$704 | \$6,486 |
| Chandler Preparatory Academy | 078515000 | \$0 | \$0 | \$0 | \$0 | \$0 | \$0 |
| Total Attending ADM: 229.860 | Per ADM Amounts: | \$0 | \$0 | \$0 | \$0 | \$0 | \$0 |
| Choice Education & Development Corp. - Sequoia | 078744000 | \$769,177 | \$2,241 | \$360,632 | \$111,425 | \$0 | \$1,243,475 |
| Total Attending ADM: 64.340 | Per ADM Amounts: | \$11,955 | \$35 | \$5,605 | \$1,732 | \$0 | \$19,327 |

| Current Expenditures for Charters | | Classroom Instruction | Classroom Supplies | Administration | Student Support Services | Other Support Services | Total Current Expenditures |
|---|------------------|--------------------------|-----------------------|----------------|--------------------------------|------------------------------|-------------------------------|
| Maricopa County | | | | | | | |
| Choice Education and Development Corporation - | 078916000 | \$527,675 | \$750 | \$191,129 | \$270,324 | \$0 | \$989,878 |
| Total Attending ADM: 143.852 | Per ADM Amounts: | \$3,668 | \$5 | \$1,329 | \$1,879 | \$0 | \$6,881 |
| Choice Education and Development Corporation - | 078915000 | \$2,265,836 | \$38,544 | \$726,337 | \$0 | \$2,558,368 | \$5,589,085 |
| Total Attending ADM: 653.920 | Per ADM Amounts: | \$3,465 | \$59 | \$1,111 | \$0 | \$3,912 | \$8,547 |
| Choice Education and Development Corporation - | 078917000 | \$461,262 | \$16,440 | \$230,432 | \$0 | \$508,444 | \$1,216,578 |
| Total Attending ADM: 146.420 | Per ADM Amounts: | \$3,150 | \$112 | \$1,574 | \$0 | \$3,473 | \$8,309 |
| Choice Education and Development Corporation | 078971000 | \$1,141,827 | \$33,482 | \$409,027 | \$0 | \$827,249 | \$2,411,585 |
| Total Attending ADM: 269.365 | Per ADM Amounts: | \$4,239 | \$124 | \$1,518 | \$0 | \$3,071 | \$8,953 |
| Cholla Academy | 078995000 | \$953,777 | \$64,914 | \$243,753 | \$247 | \$349,662 | \$1,612,353 |
| Total Attending ADM: 255.965 | Per ADM Amounts: | \$3,726 | \$254 | \$952 | \$1 | \$1,366 | \$6,299 |
| Cornerstone Charter School, Inc | 078994000 | \$416,024 | \$4,839 | \$405,835 | \$74,071 | \$336,953 | \$1,237,722 |
| Total Attending ADM: 198.270 | Per ADM Amounts: | \$2,098 | \$24 | \$2,047 | \$374 | \$1,699 | \$6,243 |
| Cortez Park Charter Middle School, Inc., dba Cortez | 078975000 | \$396,750 | \$21,317 | \$309,408 | \$333,864 | \$462,045 | \$1,523,384 |
| Total Attending ADM: 164.540 | Per ADM Amounts: | \$2,411 | \$130 | \$1,880 | \$2,029 | \$2,808 | \$9,258 |
| Country Gardens Educational Services, LLC | 078513000 | \$821,528 | \$152,839 | \$355,470 | \$22,735 | \$890,215 | \$2,242,787 |
| Total Attending ADM: 374.290 | Per ADM Amounts: | \$2,195 | \$408 | \$950 | \$61 | \$2,378 | \$5,992 |
| Crown Charter School, Inc | 078921000 | \$668,291 | \$54,081 | \$411,457 | \$76,469 | \$443,071 | \$1,653,369 |
| Total Attending ADM: 293.750 | Per ADM Amounts: | \$2,275 | \$184 | \$1,401 | \$260 | \$1,508 | \$5,628 |
| D.W. Higgins Institute | 078702000 | \$458,122 | \$17,695 | \$150,650 | \$56,850 | \$324,509 | \$1,007,826 |
| Total Attending ADM: 114.515 | Per ADM Amounts: | \$4,001 | \$155 | \$1,316 | \$496 | \$2,834 | \$8,801 |
| DCS Partner, Inc. dba Destiny Community School. | 078704000 | \$595,820 | \$21,933 | \$304,109 | \$12,143 | \$339,520 | \$1,273,525 |
| Total Attending ADM: 164.820 | Per ADM Amounts: | \$3,615 | \$133 | \$1,845 | \$74 | \$2,060 | \$7,727 |
| Deer Valley Charter Schools, Inc. | 078934000 | \$122,768 | \$3,646 | \$183,499 | \$10,751 | \$48,666 | \$369,330 |
| Total Attending ADM: 67.742 | Per ADM Amounts: | \$1,812 | \$54 | \$2,709 | \$159 | \$718 | \$5,452 |
| Desert Hills Public Charter High School | 078947000 | \$1,273,975 | \$79,792 | \$1,074,261 | \$71,039 | \$1,023,256 | \$3,522,323 |
| Total Attending ADM: 506.640 | Per ADM Amounts: | \$2,515 | \$157 | \$2,120 | \$140 | \$2,020 | \$6,952 |
| Eagles Aerie Schools | 078725000 | \$608,901 | \$215,985 | \$165,659 | \$189,861 | \$374,527 | \$1,554,933 |
| Total Attending ADM: 233.220 | Per ADM Amounts: | \$2,611 | \$926 | \$710 | \$814 | \$1,606 | \$6,667 |
| East Mesa Charter Elementary School, Inc. | 078509000 | \$889,755 | \$19,375 | \$708,938 | \$51,335 | \$714,363 | \$2,383,766 |
| Total Attending ADM: 408.695 | Per ADM Amounts: | \$2,177 | \$47 | \$1,735 | \$126 | \$1,748 | \$5,833 |

| Current Expenditures for Charters | | Classroom Instruction | Classroom Supplies | Administration | Student Support Services | Other Support Services | Total Current Expenditures |
|--|------------------|--------------------------|-----------------------|----------------|--------------------------------|------------------------------|-------------------------------|
| Maricopa County | | | | | | | |
| East Valley Academy | 078683000 | \$0 | \$0 | \$0 | \$0 | \$0 | \$0 |
| Total Attending ADM: 20.710 | Per ADM Amounts: | \$0 | \$0 | \$0 | \$0 | \$0 | \$0 |
| E-cademie, A Charter School | 078990000 | \$202,831 | \$44,956 | \$220,841 | \$56,383 | \$231,861 | \$756,872 |
| Total Attending ADM: 136.890 | Per ADM Amounts: | \$1,482 | \$328 | \$1,613 | \$412 | \$1,694 | \$5,529 |
| Edkey, Inc. - Pathfinder Academy | 078742000 | \$196,009 | \$6,832 | \$96,232 | \$0 | \$54,020 | \$353,093 |
| Total Attending ADM: 52.845 | Per ADM Amounts: | \$3,709 | \$129 | \$1,821 | \$0 | \$1,022 | \$6,682 |
| Edkey, Inc. - Redwood Academy | 078740000 | \$310,955 | \$14,048 | \$134,516 | \$0 | \$196,915 | \$656,434 |
| Total Attending ADM: 85.868 | Per ADM Amounts: | \$3,621 | \$164 | \$1,567 | \$0 | \$2,293 | \$7,645 |
| Educational Administrative Services | 078739000 | \$132,403 | \$542 | \$275,227 | \$800 | \$69,501 | \$478,473 |
| Total Attending ADM: 65.380 | Per ADM Amounts: | \$2,025 | \$8 | \$4,210 | \$12 | \$1,063 | \$7,318 |
| EduPreneurship, Inc. | 078717000 | \$387,079 | \$19,649 | \$176,931 | \$35,853 | \$142,735 | \$762,247 |
| Total Attending ADM: 143.230 | Per ADM Amounts: | \$2,702 | \$137 | \$1,235 | \$250 | \$997 | \$5,322 |
| Edu-Prize, Inc. | 078634000 | \$3,304,615 | \$223,474 | \$448,890 | \$603,484 | \$1,648,794 | \$6,229,257 |
| Total Attending ADM: 1,048.785 | Per ADM Amounts: | \$3,151 | \$213 | \$428 | \$575 | \$1,572 | \$5,939 |
| E-Institute Charter Schools, Inc. | 078911000 | \$331,590 | \$2,236 | \$514,966 | \$0 | \$212,043 | \$1,060,835 |
| Total Attending ADM: 254.340 | Per ADM Amounts: | \$1,304 | \$9 | \$2,025 | \$0 | \$834 | \$4,171 |
| El Dorado Public Charter High School | 078718000 | \$546,686 | \$44,803 | \$621,296 | \$37,296 | \$368,924 | \$1,619,005 |
| Total Attending ADM: 216.805 | Per ADM Amounts: | \$2,522 | \$207 | \$2,866 | \$172 | \$1,702 | \$7,468 |
| Employ-Ability Unlimited, Inc. dba Copper Canyon | 078664000 | \$591,822 | \$34,598 | \$325,293 | \$184,243 | \$707,015 | \$1,842,971 |
| Total Attending ADM: 244.575 | Per ADM Amounts: | \$2,420 | \$141 | \$1,330 | \$753 | \$2,891 | \$7,535 |
| Enterprise Academy | 078610000 | \$168,307 | \$1,057 | \$121,078 | \$42,316 | \$90,309 | \$423,067 |
| Total Attending ADM: 77.160 | Per ADM Amounts: | \$2,181 | \$14 | \$1,569 | \$548 | \$1,170 | \$5,483 |
| Esperanza Community Collegial Academy | 078505000 | \$227,854 | \$2,204 | \$145,736 | \$1,686 | \$144,176 | \$521,656 |
| Total Attending ADM: 66.930 | Per ADM Amounts: | \$3,404 | \$33 | \$2,177 | \$25 | \$2,154 | \$7,794 |
| Espiritu Community Development Corp. | 078711000 | \$555,942 | \$112,156 | \$638,149 | \$29,570 | \$205,924 | \$1,541,741 |
| Total Attending ADM: 752.860 | Per ADM Amounts: | \$738 | \$149 | \$848 | \$39 | \$274 | \$2,048 |
| Estrella Public Charter High School | 078948000 | \$1,206,784 | \$89,342 | \$1,008,340 | \$31,549 | \$930,585 | \$3,266,600 |
| Total Attending ADM: 475.640 | Per ADM Amounts: | \$2,537 | \$188 | \$2,120 | \$66 | \$1,956 | \$6,868 |
| Excalibur Charter School Inc | 078901000 | \$1,060,599 | \$52,642 | \$501,282 | \$65,036 | \$570,550 | \$2,250,109 |
| Total Attending ADM: 393.460 | Per ADM Amounts: | \$2,696 | \$134 | \$1,274 | \$165 | \$1,450 | \$5,719 |

| Current Expenditures for Charters | | Classroom Instruction | Classroom Supplies | Administration | Student Support Services | Other Support Services | Total Current Expenditures |
|---|------------------|--------------------------|-----------------------|----------------|--------------------------------|------------------------------|-------------------------------|
| Maricopa County | | | | | | | |
| Florence Crittenton Services of Arizona, Inc. | 078608000 | \$561,853 | \$27,887 | \$428,207 | \$0 | \$380,177 | \$1,398,124 |
| Total Attending ADM: 191.930 | Per ADM Amounts: | \$2,927 | \$145 | \$2,231 | \$0 | \$1,981 | \$7,285 |
| Foothills Academy | 078628000 | \$674,648 | \$18,198 | \$358,026 | \$31,691 | \$497,369 | \$1,579,932 |
| Total Attending ADM: 238.710 | Per ADM Amounts: | \$2,826 | \$76 | \$1,500 | \$133 | \$2,084 | \$6,619 |
| Fountain Hills Charter School | 078755000 | \$655,417 | \$68,193 | \$164,979 | \$397,924 | \$1,400 | \$1,287,913 |
| Total Attending ADM: 164.970 | Per ADM Amounts: | \$3,973 | \$413 | \$1,000 | \$2,412 | \$8 | \$7,807 |
| Franklin Arts Academies | 078910000 | \$1,725,116 | \$76,711 | \$768,096 | \$88,542 | \$2,921,807 | \$5,580,272 |
| Total Attending ADM: 650.680 | Per ADM Amounts: | \$2,651 | \$118 | \$1,180 | \$136 | \$4,490 | \$8,576 |
| Friendly House, Inc. | 078611000 | \$906,290 | \$90,100 | \$84,167 | \$0 | \$599,504 | \$1,680,061 |
| Total Attending ADM: 219.890 | Per ADM Amounts: | \$4,122 | \$410 | \$383 | \$0 | \$2,726 | \$7,640 |
| GAR, LLC dba Student Choice High School | 078679000 | \$261,272 | \$2,253 | \$78,564 | \$566 | \$77,261 | \$419,916 |
| Total Attending ADM: 124.105 | Per ADM Amounts: | \$2,105 | \$18 | \$633 | \$5 | \$623 | \$3,384 |
| Gem Charter School, Inc. | 078774000 | \$226,436 | \$5,957 | \$111,017 | \$54 | \$111,497 | \$454,961 |
| Total Attending ADM: 62.705 | Per ADM Amounts: | \$3,611 | \$95 | \$1,770 | \$1 | \$1,778 | \$7,256 |
| Genesis Academy | 078708000 | \$428,430 | \$18,383 | \$252,515 | \$136,928 | \$78,221 | \$914,477 |
| Total Attending ADM: 119.705 | Per ADM Amounts: | \$3,579 | \$154 | \$2,109 | \$1,144 | \$653 | \$7,639 |
| Global Renaissance Academy of Distinguished | 078663000 | \$253,102 | \$7,864 | \$27,995 | \$7,546 | \$0 | \$296,507 |
| Total Attending ADM: 57.252 | Per ADM Amounts: | \$4,421 | \$137 | \$489 | \$132 | \$0 | \$5,179 |
| Happy Valley School, Inc. | 078998000 | \$1,643,831 | \$130,136 | \$685,449 | \$628,777 | \$917,121 | \$4,005,314 |
| Total Attending ADM: 653.020 | Per ADM Amounts: | \$2,517 | \$199 | \$1,050 | \$963 | \$1,404 | \$6,134 |
| Heritage Academy, Inc. | 078712000 | \$1,762,343 | \$94,345 | \$234,303 | \$53,461 | \$479,809 | \$2,624,261 |
| Total Attending ADM: 403.465 | Per ADM Amounts: | \$4,368 | \$234 | \$581 | \$133 | \$1,189 | \$6,504 |
| Heritage Elementary School | 078985000 | \$1,600,576 | \$79,980 | \$721,123 | \$69,737 | \$1,617,643 | \$4,089,059 |
| Total Attending ADM: 638.495 | Per ADM Amounts: | \$2,507 | \$125 | \$1,129 | \$109 | \$2,534 | \$6,404 |
| Horizon Community Learning Center, Inc. | 078752000 | \$4,387,529 | \$298,170 | \$1,133,888 | \$375,766 | \$950,613 | \$7,145,966 |
| Total Attending ADM: 1,409.180 | Per ADM Amounts: | \$3,114 | \$212 | \$805 | \$267 | \$675 | \$5,071 |
| Humanities and Sciences Academy of the United | 078713000 | \$2,040,249 | \$122,629 | \$1,017,310 | \$0 | \$133,542 | \$3,313,730 |
| Total Attending ADM: 797.290 | Per ADM Amounts: | \$2,559 | \$154 | \$1,276 | \$0 | \$167 | \$4,156 |
| Imagine Charter Elementary at Camelback, Inc. | 078519000 | \$525,551 | \$12,502 | \$443,450 | \$31,418 | \$424,126 | \$1,437,047 |
| Total Attending ADM: 128.385 | Per ADM Amounts: | \$4,094 | \$97 | \$3,454 | \$245 | \$3,304 | \$11,193 |

| Current Expenditures for Charters | | Classroom Instruction | Classroom Supplies | Administration | Student Support Services | Other Support Services | Total Current Expenditures |
|---|------------------|--------------------------|-----------------------|----------------|--------------------------------|------------------------------|-------------------------------|
| Maricopa County | | | | | | | |
| Imagine Charter Elementary at Desert West, Inc. | 078520000 | \$711,747 | \$17,049 | \$557,478 | \$109,624 | \$740,845 | \$2,136,743 |
| Total Attending ADM: 307.095 | Per ADM Amounts: | \$2,318 | \$56 | \$1,815 | \$357 | \$2,412 | \$6,958 |
| Imagine Elementary at Tempe, Inc. | 078523000 | \$410,715 | \$0 | \$394,451 | \$12,341 | \$159,892 | \$977,399 |
| Total Attending ADM: 120.790 | Per ADM Amounts: | \$3,400 | \$0 | \$3,266 | \$102 | \$1,324 | \$8,092 |
| Imagine Middle at East Mesa, Inc. | 078521000 | \$50,185 | \$11,559 | \$34,890 | \$2,676 | \$38,034 | \$137,344 |
| Total Attending ADM: 26.320 | Per ADM Amounts: | \$1,907 | \$439 | \$1,326 | \$102 | \$1,445 | \$5,218 |
| Imagine Middle at Surprise, Inc. | 078522000 | \$0 | \$0 | \$0 | \$0 | \$0 | \$0 |
| Total Attending ADM: 115.840 | Per ADM Amounts: | \$0 | \$0 | \$0 | \$0 | \$0 | \$0 |
| Integrity Education Corporation | 078751000 | \$211,824 | \$18,291 | \$167,284 | \$445 | \$291,837 | \$689,681 |
| Total Attending ADM: 70.115 | Per ADM Amounts: | \$3,021 | \$261 | \$2,386 | \$6 | \$4,162 | \$9,836 |
| Intelli-School, Inc. | 078741000 | \$191,862 | \$12,394 | \$682,920 | \$80,953 | \$275,500 | \$1,243,629 |
| Total Attending ADM: 152.910 | Per ADM Amounts: | \$1,255 | \$81 | \$4,466 | \$529 | \$1,802 | \$8,133 |
| International Commerce Secondary Schools, Inc. | 078710000 | \$855,673 | \$40,012 | \$316,250 | \$0 | \$144,586 | \$1,356,521 |
| Total Attending ADM: 340.410 | Per ADM Amounts: | \$2,514 | \$118 | \$929 | \$0 | \$425 | \$3,985 |
| International Studies Academy | 078902000 | \$545,269 | \$20,828 | \$231,403 | \$0 | \$168,088 | \$965,588 |
| Total Attending ADM: 109.680 | Per ADM Amounts: | \$4,971 | \$190 | \$2,110 | \$0 | \$1,533 | \$8,804 |
| James Madison Preparatory School | 078795000 | \$738,060 | \$30,164 | \$12,929 | \$246,433 | \$244,239 | \$1,271,825 |
| Total Attending ADM: 163.580 | Per ADM Amounts: | \$4,512 | \$184 | \$79 | \$1,506 | \$1,493 | \$7,775 |
| James Sandoval Preparatory High School | 078928000 | \$460,558 | \$17,943 | \$62,598 | \$43,842 | \$487,956 | \$1,072,897 |
| Total Attending ADM: 155.200 | Per ADM Amounts: | \$2,968 | \$116 | \$403 | \$282 | \$3,144 | \$6,913 |
| Kachina Country Day School | 078753000 | \$415,833 | \$7,090 | \$202,428 | \$3,325 | \$237,776 | \$866,452 |
| Total Attending ADM: 87.295 | Per ADM Amounts: | \$4,764 | \$81 | \$2,319 | \$38 | \$2,724 | \$9,926 |
| Keystone Montessori Charter School, Inc. | 078779000 | \$1,186,608 | \$51,728 | \$619,595 | \$243,620 | \$550,488 | \$2,652,039 |
| Total Attending ADM: 190.780 | Per ADM Amounts: | \$6,220 | \$271 | \$3,248 | \$1,277 | \$2,885 | \$13,901 |
| Khalsa Montessori Elementary Schools | 078759000 | \$352,890 | \$41,076 | \$169,615 | \$4,462 | \$85,069 | \$653,112 |
| Total Attending ADM: 136.880 | Per ADM Amounts: | \$2,578 | \$300 | \$1,239 | \$33 | \$621 | \$4,771 |
| LEAD Charter Schools | 078968000 | \$1,047,110 | \$46,324 | \$868,885 | \$0 | \$83,228 | \$2,045,547 |
| Total Attending ADM: 363.095 | Per ADM Amounts: | \$2,884 | \$128 | \$2,393 | \$0 | \$229 | \$5,634 |
| Legacy Education Group | 078507000 | \$316,161 | \$17,601 | \$208,235 | \$10,233 | \$244,776 | \$797,006 |
| Total Attending ADM: 118.690 | Per ADM Amounts: | \$2,664 | \$148 | \$1,754 | \$86 | \$2,062 | \$6,715 |

| Current Expenditures for Charters | | Classroom Instruction | Classroom Supplies | Administration | Student Support Services | Other Support Services | Total Current Expenditures |
|---|------------------|--------------------------|-----------------------|----------------|--------------------------------|------------------------------|-------------------------------|
| Maricopa County | | | | | | | |
| Legacy Schools | 078685000 | \$1,035,725 | \$144,432 | \$291,570 | \$0 | \$1,109,359 | \$2,581,086 |
| Total Attending ADM: 312.175 | Per ADM Amounts: | \$3,318 | \$463 | \$934 | \$0 | \$3,554 | \$8,268 |
| Liberty Traditional Charter School | 078784000 | \$610,422 | \$68,647 | \$475,922 | \$40,786 | \$737,342 | \$1,933,119 |
| Total Attending ADM: 344.565 | Per ADM Amounts: | \$1,772 | \$199 | \$1,381 | \$118 | \$2,140 | \$5,610 |
| Life Skills Center of Arizona, Inc. dba Life Skills | 078980000 | \$0 | \$0 | \$0 | \$0 | \$0 | \$0 |
| Total Attending ADM: 330.660 | Per ADM Amounts: | \$0 | \$0 | \$0 | \$0 | \$0 | \$0 |
| Little Lamb Community School | 078997000 | \$454,862 | \$41,081 | \$153,728 | \$66,225 | \$262,257 | \$978,153 |
| Total Attending ADM: 123.495 | Per ADM Amounts: | \$3,683 | \$333 | \$1,245 | \$536 | \$2,124 | \$7,921 |
| Maricopa County Community College District on | 078647000 | \$773,488 | \$36,933 | \$195,267 | \$212,857 | \$2,028 | \$1,220,573 |
| Total Attending ADM: 198.110 | Per ADM Amounts: | \$3,904 | \$186 | \$986 | \$1,074 | \$10 | \$6,161 |
| Maricopa County Community College District on | 078743000 | \$282,245 | \$5,867 | \$131,158 | \$28,248 | \$11,061 | \$458,579 |
| Total Attending ADM: 61.940 | Per ADM Amounts: | \$4,557 | \$95 | \$2,118 | \$456 | \$179 | \$7,404 |
| Maya Public Charter High School | 078949000 | \$1,290,496 | \$61,920 | \$1,391,508 | \$83,082 | \$882,279 | \$3,709,285 |
| Total Attending ADM: 548.360 | Per ADM Amounts: | \$2,353 | \$113 | \$2,538 | \$152 | \$1,609 | \$6,764 |
| Mesa Arts Academy | 078613000 | \$960,730 | \$35,445 | \$186,803 | \$3,879 | \$311,123 | \$1,497,980 |
| Total Attending ADM: 202.760 | Per ADM Amounts: | \$4,738 | \$175 | \$921 | \$19 | \$1,534 | \$7,388 |
| Metropolitan Arts Institute, Inc. | 078906000 | \$548,018 | \$31,829 | \$423,319 | \$0 | \$334,414 | \$1,337,580 |
| Total Attending ADM: 209.640 | Per ADM Amounts: | \$2,614 | \$152 | \$2,019 | \$0 | \$1,595 | \$6,380 |
| Midtown Primary School | 078976000 | \$180,782 | \$21,111 | \$117,246 | \$83,505 | \$36,137 | \$438,781 |
| Total Attending ADM: 86.745 | Per ADM Amounts: | \$2,084 | \$243 | \$1,352 | \$963 | \$417 | \$5,058 |
| Milestones Charter School | 078791000 | \$1,259,563 | \$64,345 | \$142,152 | \$138,428 | \$1,045,326 | \$2,649,814 |
| Total Attending ADM: 290.245 | Per ADM Amounts: | \$4,340 | \$222 | \$490 | \$477 | \$3,602 | \$9,130 |
| Mission Charter School, Inc. | 078904000 | \$467,465 | \$22,025 | \$360,667 | \$96 | \$226,733 | \$1,076,986 |
| Total Attending ADM: 157.950 | Per ADM Amounts: | \$2,960 | \$139 | \$2,283 | \$1 | \$1,435 | \$6,819 |
| Montessori Academy, Inc. Montessori Academy | 078977000 | \$275,476 | \$19,324 | \$325,238 | \$31,570 | \$4,016 | \$655,624 |
| Total Attending ADM: 77.520 | Per ADM Amounts: | \$3,554 | \$249 | \$4,196 | \$407 | \$52 | \$8,457 |
| Montessori Day Public Schools Chartered, Inc. | 078758000 | \$779,470 | \$57,965 | \$265,449 | \$9,238 | \$675,528 | \$1,787,650 |
| Total Attending ADM: 240.720 | Per ADM Amounts: | \$3,238 | \$241 | \$1,103 | \$38 | \$2,806 | \$7,426 |
| Montessori Education Centre Charter School | 078763000 | \$1,334,534 | \$113,375 | \$103,922 | \$0 | \$143,992 | \$1,695,823 |
| Total Attending ADM: 388.805 | Per ADM Amounts: | \$3,432 | \$292 | \$267 | \$0 | \$370 | \$4,362 |

| Current Expenditures for Charters | | Classroom Instruction | Classroom Supplies | Administration | Student Support Services | Other Support Services | Total Current Expenditures |
|--|------------------|--------------------------|-----------------------|----------------|--------------------------------|------------------------------|-------------------------------|
| Maricopa County | | | | | | | |
| Montessori House, Inc. | 078936000 | \$87,099 | \$12,812 | \$22,375 | \$1,263 | \$76,597 | \$200,146 |
| Total Attending ADM: 40.500 | Per ADM Amounts: | \$2,151 | \$316 | \$552 | \$31 | \$1,891 | \$4,942 |
| Montezuma Public Charter Middle School | 078982000 | \$79,386 | \$7,222 | \$41,528 | \$511 | \$1,512 | \$130,159 |
| Total Attending ADM: 22.885 | Per ADM Amounts: | \$3,469 | \$316 | \$1,815 | \$22 | \$66 | \$5,688 |
| New Century Educational Management Services | 078504000 | \$96,499 | \$4,468 | \$32,644 | \$24,272 | \$0 | \$157,883 |
| Total Attending ADM: 25.840 | Per ADM Amounts: | \$3,734 | \$173 | \$1,263 | \$939 | \$0 | \$6,110 |
| New Horizon School for the Performing Arts | 078771000 | \$526,996 | \$60,728 | \$269,511 | \$14,850 | \$228,935 | \$1,101,020 |
| Total Attending ADM: 140.265 | Per ADM Amounts: | \$3,757 | \$433 | \$1,921 | \$106 | \$1,632 | \$7,850 |
| New Samaritan High School | 078748000 | \$180,565 | \$7,107 | \$32,118 | \$13,503 | \$259,364 | \$492,657 |
| Total Attending ADM: 84.500 | Per ADM Amounts: | \$2,137 | \$84 | \$380 | \$160 | \$3,069 | \$5,830 |
| New School For The Arts | 078903000 | \$807,558 | \$55,284 | \$231,339 | \$0 | \$138,740 | \$1,232,921 |
| Total Attending ADM: 265.300 | Per ADM Amounts: | \$3,044 | \$208 | \$872 | \$0 | \$523 | \$4,647 |
| New School for the Arts Middle School | 078981000 | \$81,364 | \$1,648 | \$110,746 | \$11,004 | \$36,975 | \$241,737 |
| Total Attending ADM: 43.610 | Per ADM Amounts: | \$1,866 | \$38 | \$2,539 | \$252 | \$848 | \$5,543 |
| New World Educational Center | 078760000 | \$751,131 | \$41,223 | \$322,079 | \$47,909 | \$441,917 | \$1,604,259 |
| Total Attending ADM: 282.775 | Per ADM Amounts: | \$2,656 | \$146 | \$1,139 | \$169 | \$1,563 | \$5,673 |
| Noah Webster Basic School | 078930000 | \$2,922,104 | \$81,384 | \$781,537 | \$654,614 | \$1,630,654 | \$6,070,293 |
| Total Attending ADM: 1,057.110 | Per ADM Amounts: | \$2,764 | \$77 | \$739 | \$619 | \$1,543 | \$5,742 |
| North Star Charter School, Inc. | 078945000 | \$169,208 | \$5,538 | \$248,527 | \$15,092 | \$19,365 | \$457,730 |
| Total Attending ADM: 74.760 | Per ADM Amounts: | \$2,263 | \$74 | \$3,324 | \$202 | \$259 | \$6,123 |
| Ocotillo Public Charter High School dba Ocotillo | 078950000 | \$862,450 | \$135,871 | \$730,970 | \$32,445 | \$359,084 | \$2,120,820 |
| Total Attending ADM: 268.765 | Per ADM Amounts: | \$3,209 | \$506 | \$2,720 | \$121 | \$1,336 | \$7,891 |
| Ombudsman Educational Services, Ltd., a subsidiary | 078767000 | \$1,595,915 | \$43,515 | \$784,027 | \$15,810 | \$315,280 | \$2,754,547 |
| Total Attending ADM: 476.512 | Per ADM Amounts: | \$3,349 | \$91 | \$1,645 | \$33 | \$662 | \$5,781 |
| OMEGA SCHOOLS d.b.a. Omega Academy, Inc. | 078603000 | \$1,271,999 | \$131,193 | \$1,847,313 | \$232,030 | \$765,132 | \$4,247,667 |
| Total Attending ADM: 495.045 | Per ADM Amounts: | \$2,569 | \$265 | \$3,732 | \$469 | \$1,546 | \$8,580 |
| P.L.C. Charter Schools | 078907000 | \$2,316,891 | \$171,882 | \$1,192,250 | \$243,284 | \$1,346,902 | \$5,271,209 |
| Total Attending ADM: 837.025 | Per ADM Amounts: | \$2,768 | \$205 | \$1,424 | \$291 | \$1,609 | \$6,298 |
| Pan-American Elementary Charter | 078940000 | \$408,280 | \$43,743 | \$414,417 | \$1,379 | \$242,237 | \$1,110,056 |
| Total Attending ADM: 255.330 | Per ADM Amounts: | \$1,599 | \$171 | \$1,623 | \$5 | \$949 | \$4,348 |

| Current Expenditures for Charters | | Classroom Instruction | Classroom Supplies | Administration | Student Support Services | Other Support Services | Total Current Expenditures |
|--|------------------|--------------------------|-----------------------|----------------|--------------------------------|------------------------------|-------------------------------|
| Maricopa County | | | | | | | |
| Paragon Management, Inc. | 078912000 | \$3,296,390 | \$261,162 | \$1,205,382 | \$296,857 | \$1,104,710 | \$6,164,501 |
| Total Attending ADM: 1,181.040 | Per ADM Amounts: | \$2,791 | \$221 | \$1,021 | \$251 | \$935 | \$5,220 |
| Paramount Education Studies Inc | 078905000 | \$995,478 | \$128,966 | \$512,995 | \$228,547 | \$240,863 | \$2,106,849 |
| Total Attending ADM: 355.835 | Per ADM Amounts: | \$2,798 | \$362 | \$1,442 | \$642 | \$677 | \$5,921 |
| Partnership with Parents, Inc., dba Desert Heights | 078621000 | \$1,182,384 | \$304,204 | \$403,518 | \$117,813 | \$255,698 | \$2,263,617 |
| Total Attending ADM: 387.960 | Per ADM Amounts: | \$3,048 | \$784 | \$1,040 | \$304 | \$659 | \$5,835 |
| PAS Charter, Inc., dba Intelli-School | 078963000 | \$224,677 | \$8,013 | \$822,192 | \$143,039 | \$155,347 | \$1,353,268 |
| Total Attending ADM: 187.788 | Per ADM Amounts: | \$1,196 | \$43 | \$4,378 | \$762 | \$827 | \$7,206 |
| Pathfinder Charter School Foundation | 078792000 | \$1,222,258 | \$76,930 | \$1,475,107 | \$86,634 | \$530,745 | \$3,391,674 |
| Total Attending ADM: 509.920 | Per ADM Amounts: | \$2,397 | \$151 | \$2,893 | \$170 | \$1,041 | \$6,651 |
| Patriot Academy, Inc. | 078733000 | \$226,580 | \$1,057 | \$21,936 | \$1,497 | \$171,211 | \$422,281 |
| Total Attending ADM: 69.330 | Per ADM Amounts: | \$3,268 | \$15 | \$316 | \$22 | \$2,470 | \$6,091 |
| Peoria Accelerated Public Charter High School | 078951000 | \$1,170,139 | \$75,127 | \$1,244,851 | \$41,551 | \$969,238 | \$3,500,906 |
| Total Attending ADM: 516.620 | Per ADM Amounts: | \$2,265 | \$145 | \$2,410 | \$80 | \$1,876 | \$6,777 |
| Phoenix Advantage Charter School, Inc. | 078714000 | \$2,256,384 | \$323,131 | \$1,100,512 | \$247,973 | \$1,458,713 | \$5,386,713 |
| Total Attending ADM: 703.315 | Per ADM Amounts: | \$3,208 | \$459 | \$1,565 | \$353 | \$2,074 | \$7,659 |
| Phoenix Education Management, LLC, | 078716000 | \$1,524,376 | \$453,606 | \$1,035,001 | \$335,684 | \$1,844,243 | \$5,192,910 |
| Total Attending ADM: 615.065 | Per ADM Amounts: | \$2,478 | \$737 | \$1,683 | \$546 | \$2,998 | \$8,443 |
| Phoenix School of Academic Excellence The | 078776000 | \$109,073 | \$5,252 | \$310,177 | \$97,809 | \$180,879 | \$703,190 |
| Total Attending ADM: 116.460 | Per ADM Amounts: | \$937 | \$45 | \$2,663 | \$840 | \$1,553 | \$6,038 |
| Pinnacle Education-DS, Inc. | 078730000 | \$386,051 | \$22,380 | \$299,121 | \$30,475 | \$110,771 | \$848,798 |
| Total Attending ADM: 135.750 | Per ADM Amounts: | \$2,844 | \$165 | \$2,203 | \$224 | \$816 | \$6,253 |
| Pinnacle Education-FA, Inc. | 078728000 | \$523,798 | \$18,863 | \$348,473 | \$66,438 | \$0 | \$957,572 |
| Total Attending ADM: 186.225 | Per ADM Amounts: | \$2,813 | \$101 | \$1,871 | \$357 | \$0 | \$5,142 |
| Pinnacle Education-Mesa, Inc. | 078720000 | \$482,397 | \$5,604 | \$291,760 | \$53,842 | \$125,276 | \$958,879 |
| Total Attending ADM: 131.990 | Per ADM Amounts: | \$3,655 | \$42 | \$2,210 | \$408 | \$949 | \$7,265 |
| Pinnacle Education-Tempe, Inc. | 078726000 | \$3,639,307 | \$24,412 | \$2,838,662 | \$445,310 | \$147,816 | \$7,095,507 |
| Total Attending ADM: 825.020 | Per ADM Amounts: | \$4,411 | \$30 | \$3,441 | \$540 | \$179 | \$8,600 |
| Pinnacle Education-WMAA, Inc. | 078729000 | \$281,753 | \$1,229 | \$241,750 | \$33,797 | \$153,641 | \$712,170 |
| Total Attending ADM: 69.430 | Per ADM Amounts: | \$4,058 | \$18 | \$3,482 | \$487 | \$2,213 | \$10,257 |

| Current Expenditures for Charters | | Classroom Instruction | Classroom Supplies | Administration | Student Support Services | Other Support Services | Total Current Expenditures |
|---|------------------|--------------------------|-----------------------|----------------|--------------------------------|------------------------------|-------------------------------|
| Maricopa County | | | | | | | |
| Pinnacle Education-WMCB, Inc. | 078920000 | \$323,883 | \$6,806 | \$232,966 | \$31,374 | \$151,168 | \$746,197 |
| Total Attending ADM: 82.670 | Per ADM Amounts: | \$3,918 | \$82 | \$2,818 | \$380 | \$1,829 | \$9,026 |
| Pointe Educational Services | 078925000 | \$212,096 | \$36,404 | \$1,105,570 | \$306,664 | \$522,164 | \$2,182,898 |
| Total Attending ADM: 1,106.665 | Per ADM Amounts: | \$192 | \$33 | \$999 | \$277 | \$472 | \$1,973 |
| Precision Academy Systems, Inc | 078670000 | \$1,377,105 | \$23,906 | \$735,779 | \$341,578 | \$142,166 | \$2,620,534 |
| Total Attending ADM: 617.165 | Per ADM Amounts: | \$2,231 | \$39 | \$1,192 | \$553 | \$230 | \$4,246 |
| Premier Charter High School | 078939000 | \$726,661 | \$20,477 | \$452,168 | \$56,992 | \$1,163,326 | \$2,419,624 |
| Total Attending ADM: 299.135 | Per ADM Amounts: | \$2,429 | \$68 | \$1,512 | \$191 | \$3,889 | \$8,089 |
| Prescott Valley Charter School | 078516000 | \$488,210 | \$28,232 | \$211,951 | \$69,037 | \$470,723 | \$1,268,153 |
| Total Attending ADM: 187.635 | Per ADM Amounts: | \$2,602 | \$150 | \$1,130 | \$368 | \$2,509 | \$6,759 |
| Primavera Technical Learning Center | 078926000 | \$7,255,475 | \$30,074 | \$1,771,355 | \$12,579 | \$484,950 | \$9,554,433 |
| Total Attending ADM: 1,743.570 | Per ADM Amounts: | \$4,161 | \$17 | \$1,016 | \$7 | \$278 | \$5,480 |
| Rosefield Charter Elementary School, Inc. | 078508000 | \$2,234,982 | \$63,800 | \$348,740 | \$70,323 | \$752,183 | \$3,470,028 |
| Total Attending ADM: 574.880 | Per ADM Amounts: | \$3,888 | \$111 | \$607 | \$122 | \$1,308 | \$6,036 |
| RSD Charter School, Inc. | 078735000 | \$182,427 | \$11,229 | \$775,173 | \$94,077 | \$195,925 | \$1,258,831 |
| Total Attending ADM: 172.870 | Per ADM Amounts: | \$1,055 | \$65 | \$4,484 | \$544 | \$1,133 | \$7,282 |
| Salt River Pima-Maricopa Community Schools | 078656000 | \$2,750,763 | \$438,968 | \$821,432 | \$436,499 | \$94,192 | \$4,541,854 |
| Total Attending ADM: 247.585 | Per ADM Amounts: | \$11,110 | \$1,773 | \$3,318 | \$1,763 | \$380 | \$18,345 |
| SC Jensen Corporation, Inc. dba Intelli-School | 078962000 | \$418,220 | \$35,283 | \$335,651 | \$152,413 | \$601,467 | \$1,543,034 |
| Total Attending ADM: 207.335 | Per ADM Amounts: | \$2,017 | \$170 | \$1,619 | \$735 | \$2,901 | \$7,442 |
| Scottsdale Educational Enrichment Public Charter | 078999000 | \$259,059 | \$26,048 | \$204,050 | \$506 | \$176,483 | \$666,146 |
| Total Attending ADM: 68.448 | Per ADM Amounts: | \$3,785 | \$381 | \$2,981 | \$7 | \$2,578 | \$9,732 |
| Scottsdale Horizons Charter School | 078734000 | \$293,238 | \$5,609 | \$184,476 | \$860 | \$198,105 | \$682,288 |
| Total Attending ADM: 60.015 | Per ADM Amounts: | \$4,886 | \$93 | \$3,074 | \$14 | \$3,301 | \$11,369 |
| Self Development Charter School | 078796000 | \$1,032,812 | \$48,372 | \$371,677 | \$122,886 | \$113,775 | \$1,689,522 |
| Total Attending ADM: 246.645 | Per ADM Amounts: | \$4,187 | \$196 | \$1,507 | \$498 | \$461 | \$6,850 |
| Sequoia Choice Schools, LLLP | 078705000 | \$3,225,959 | \$16,134 | \$1,209,282 | \$442,431 | \$0 | \$4,893,806 |
| Total Attending ADM: 810.540 | Per ADM Amounts: | \$3,980 | \$20 | \$1,492 | \$546 | \$0 | \$6,038 |
| Sierra Vista Charter School, Inc., dba Chancellor | 078973000 | \$751,806 | \$54,641 | \$874,790 | \$79,580 | \$699,904 | \$2,460,721 |
| Total Attending ADM: 412.815 | Per ADM Amounts: | \$1,821 | \$132 | \$2,119 | \$193 | \$1,695 | \$5,961 |

| Current Expenditures for Charters | | Classroom Instruction | Classroom Supplies | Administration | Student Support Services | Other Support Services | Total Current Expenditures |
|--|------------------|--------------------------|-----------------------|----------------|--------------------------------|------------------------------|-------------------------------|
| Maricopa County | | | | | | | |
| Skyline Technical High School | 078914000 | \$962,299 | \$20,166 | \$663,971 | \$81,765 | \$1,548,758 | \$3,276,959 |
| Total Attending ADM: 500.680 | Per ADM Amounts: | \$1,922 | \$40 | \$1,326 | \$163 | \$3,093 | \$6,545 |
| Sonoran Desert School | 078786000 | \$0 | \$0 | \$0 | \$0 | \$0 | \$0 |
| Total Attending ADM: 79.488 | Per ADM Amounts: | \$0 | \$0 | \$0 | \$0 | \$0 | \$0 |
| South Pointe Public Charter School | 078983000 | \$1,475,095 | \$102,892 | \$1,375,595 | \$115,688 | \$1,122,529 | \$4,191,799 |
| Total Attending ADM: 633.162 | Per ADM Amounts: | \$2,330 | \$163 | \$2,173 | \$183 | \$1,773 | \$6,620 |
| South Ridge Public Charter High School | 078517000 | \$1,057,846 | \$182,023 | \$751,243 | \$80,047 | \$331,782 | \$2,402,941 |
| Total Attending ADM: 317.470 | Per ADM Amounts: | \$3,332 | \$573 | \$2,366 | \$252 | \$1,045 | \$7,569 |
| StarShine Academy | 078992000 | \$661,499 | \$25,694 | \$74,659 | \$107,261 | \$170,959 | \$1,040,072 |
| Total Attending ADM: 114.240 | Per ADM Amounts: | \$5,790 | \$225 | \$654 | \$939 | \$1,496 | \$9,104 |
| Stepping Stones Academy | 078781000 | \$0 | \$0 | \$0 | \$0 | \$0 | \$0 |
| Total Attending ADM: 147.230 | Per ADM Amounts: | \$0 | \$0 | \$0 | \$0 | \$0 | \$0 |
| Success School | 078924000 | \$1,072,540 | \$141,384 | \$376,946 | \$183,281 | \$446,261 | \$2,220,412 |
| Total Attending ADM: 284.805 | Per ADM Amounts: | \$3,766 | \$496 | \$1,324 | \$644 | \$1,567 | \$7,796 |
| Summit Public Charter High School | 078952000 | \$937,109 | \$57,345 | \$1,073,370 | \$43,325 | \$697,436 | \$2,808,585 |
| Total Attending ADM: 423.485 | Per ADM Amounts: | \$2,213 | \$135 | \$2,535 | \$102 | \$1,647 | \$6,632 |
| Sun Valley Public Charter High School | 078953000 | \$1,871,146 | \$102,020 | \$1,518,438 | \$76,447 | \$640,952 | \$4,209,003 |
| Total Attending ADM: 689.345 | Per ADM Amounts: | \$2,714 | \$148 | \$2,203 | \$111 | \$930 | \$6,106 |
| Superior School | 078923000 | \$342,855 | \$33,675 | \$208,432 | \$123,963 | \$248,207 | \$957,132 |
| Total Attending ADM: 98.670 | Per ADM Amounts: | \$3,475 | \$341 | \$2,112 | \$1,256 | \$2,516 | \$9,700 |
| Tempe Accelerated Public Charter High School | 078954000 | \$746,381 | \$71,581 | \$698,634 | \$83,085 | \$606,005 | \$2,205,686 |
| Total Attending ADM: 323.070 | Per ADM Amounts: | \$2,310 | \$222 | \$2,162 | \$257 | \$1,876 | \$6,827 |
| Tempe Preparatory Academy | 078761000 | \$0 | \$0 | \$0 | \$0 | \$0 | \$0 |
| Total Attending ADM: 328.350 | Per ADM Amounts: | \$0 | \$0 | \$0 | \$0 | \$0 | \$0 |
| Tertulia: A Learning Community | 078747000 | \$690,571 | \$56,911 | \$295,081 | \$186,809 | \$761,641 | \$1,991,013 |
| Total Attending ADM: 255.505 | Per ADM Amounts: | \$2,703 | \$223 | \$1,155 | \$731 | \$2,981 | \$7,792 |
| Twenty First Century Charter School, Inc. dba: | 078630000 | \$234,101 | \$4,164 | \$79,232 | \$27,756 | \$93,174 | \$438,427 |
| Total Attending ADM: 68.015 | Per ADM Amounts: | \$3,442 | \$61 | \$1,165 | \$408 | \$1,370 | \$6,446 |
| Twenty First Century Charter Schools, Inc. | 078944000 | \$162,719 | \$3,995 | \$61,691 | \$17,698 | \$198,427 | \$444,530 |
| Total Attending ADM: 65.765 | Per ADM Amounts: | \$2,474 | \$61 | \$938 | \$269 | \$3,017 | \$6,759 |

| Current Expenditures for Charters | | Classroom Instruction | Classroom Supplies | Administration | Student Support Services | Other Support Services | Total Current Expenditures |
|--|------------------|--------------------------|-----------------------|----------------|--------------------------------|------------------------------|-------------------------------|
| Maricopa County | | | | | | | |
| Valley Academy, Inc. | 078749000 | \$0 | \$0 | \$0 | \$0 | \$0 | \$0 |
| Total Attending ADM: 657.170 | Per ADM Amounts: | \$0 | \$0 | \$0 | \$0 | \$0 | \$0 |
| Valley of the Sun Waldorf Education Association, | 078964000 | \$693,955 | \$31,251 | \$217,606 | \$2,575 | \$80,963 | \$1,026,350 |
| Total Attending ADM: 174.430 | Per ADM Amounts: | \$3,978 | \$179 | \$1,248 | \$15 | \$464 | \$5,884 |
| Ventana Academic Charter School | 078609000 | \$244,727 | \$2,592 | \$209,186 | \$20,743 | \$20,427 | \$497,675 |
| Total Attending ADM: 64.970 | Per ADM Amounts: | \$3,767 | \$40 | \$3,220 | \$319 | \$314 | \$7,660 |
| Veritas Preparatory Academy | 078984000 | \$0 | \$0 | \$0 | \$0 | \$0 | \$0 |
| Total Attending ADM: 251.230 | Per ADM Amounts: | \$0 | \$0 | \$0 | \$0 | \$0 | \$0 |
| Vicki A. Romero High School | 078775000 | \$726,673 | \$71,142 | \$606,640 | \$16,061 | \$351,780 | \$1,772,296 |
| Total Attending ADM: 370.390 | Per ADM Amounts: | \$1,962 | \$192 | \$1,638 | \$43 | \$950 | \$4,785 |
| Victory High School, Inc. | 078757000 | \$88,661 | \$6,684 | \$72,711 | \$1,563 | \$103,354 | \$272,973 |
| Total Attending ADM: 34.660 | Per ADM Amounts: | \$2,558 | \$193 | \$2,098 | \$45 | \$2,982 | \$7,876 |
| Villa Montessori Charter School | 078715000 | \$1,455,001 | \$176,481 | \$883,154 | \$168,997 | \$527,862 | \$3,211,495 |
| Total Attending ADM: 454.030 | Per ADM Amounts: | \$3,205 | \$389 | \$1,945 | \$372 | \$1,163 | \$7,073 |
| Vista Charter School | 078960000 | \$155,103 | \$3,449 | \$127,999 | \$0 | \$186,863 | \$473,414 |
| Total Attending ADM: 78.110 | Per ADM Amounts: | \$1,986 | \$44 | \$1,639 | \$0 | \$2,392 | \$6,061 |
| West Gilbert Charter Elementary School, Inc. | 078935000 | \$1,398,626 | \$99,264 | \$692,712 | \$82,540 | \$410,177 | \$2,683,319 |
| Total Attending ADM: 420.145 | Per ADM Amounts: | \$3,329 | \$236 | \$1,649 | \$196 | \$976 | \$6,387 |
| West Gilbert Charter Middle School, Inc., dba West | 078974000 | \$269,156 | \$19,360 | \$110,212 | \$68,414 | \$70,860 | \$538,002 |
| Total Attending ADM: 110.800 | Per ADM Amounts: | \$2,429 | \$175 | \$995 | \$617 | \$640 | \$4,856 |
| West Phoenix Public Charter High School | 078956000 | \$1,668,902 | \$97,611 | \$1,451,604 | \$65,650 | \$1,247,196 | \$4,530,963 |
| Total Attending ADM: 689.410 | Per ADM Amounts: | \$2,421 | \$142 | \$2,106 | \$95 | \$1,809 | \$6,572 |
| Westwind Children's Services | 078773000 | \$825,018 | \$27,316 | \$321,710 | \$193,836 | \$817,663 | \$2,185,543 |
| Total Attending ADM: 262.775 | Per ADM Amounts: | \$3,140 | \$104 | \$1,224 | \$738 | \$3,112 | \$8,317 |
| Westwind Middle School Academy | 078931000 | \$198,665 | \$13,782 | \$74,745 | \$32,447 | \$169,019 | \$488,658 |
| Total Attending ADM: 64.900 | Per ADM Amounts: | \$3,061 | \$212 | \$1,152 | \$500 | \$2,604 | \$7,529 |
| Youngtown Public Charter School | 078933000 | \$573,433 | \$55,463 | \$68,529 | \$0 | \$0 | \$697,425 |
| Total Attending ADM: 213.640 | Per ADM Amounts: | \$2,684 | \$260 | \$321 | \$0 | \$0 | \$3,264 |
| Maricopa Totals | | \$164,656,274 | \$11,212,816 | \$83,622,066 | \$16,069,424 | \$83,451,923 | \$359,012,503 |
| Total Attending ADM: 58,576.795 | Per ADM Amounts: | \$2,811 | \$191 | \$1,428 | \$274 | \$1,425 | \$6,129 |

| Current Expenditures for Charters | | Classroom Instruction | Classroom Supplies | Administration | Student Support Services | Other Support Services | Total Current Expenditures |
|---|------------------|--------------------------|-----------------------|----------------|--------------------------------|------------------------------|-------------------------------|
| Mohave County | | | | | | | |
| Academy of Building Industries, Inc. | 088704000 | \$285,340 | \$12,581 | \$206,204 | \$0 | \$75,300 | \$579,425 |
| Total Attending ADM: 89.650 | Per ADM Amounts: | \$3,183 | \$140 | \$2,300 | \$0 | \$840 | \$6,463 |
| Desert Technology Schools, Inc. | 088757000 | \$354,129 | \$26,954 | \$354,933 | \$30,093 | \$126,200 | \$892,309 |
| Total Attending ADM: 179.210 | Per ADM Amounts: | \$1,976 | \$150 | \$1,981 | \$168 | \$704 | \$4,979 |
| E.A.G.L.E. Academy, Inc. | 088756000 | \$541,663 | \$20,955 | \$186,240 | \$69,394 | \$284,647 | \$1,102,899 |
| Total Attending ADM: 196.500 | Per ADM Amounts: | \$2,757 | \$107 | \$948 | \$353 | \$1,449 | \$5,613 |
| Kingman Academy Of Learning | 088620000 | \$4,272,789 | \$248,032 | \$2,398,796 | \$308,581 | \$1,103,111 | \$8,331,309 |
| Total Attending ADM: 1,324.395 | Per ADM Amounts: | \$3,226 | \$187 | \$1,811 | \$233 | \$833 | \$6,291 |
| Lake Havasu Charter School, Inc. | 088750000 | \$395,435 | \$3,415 | \$115,011 | \$95,353 | \$145,715 | \$754,929 |
| Total Attending ADM: 99.765 | Per ADM Amounts: | \$3,964 | \$34 | \$1,153 | \$956 | \$1,461 | \$7,567 |
| Masada Charter School, Inc. | 088759000 | \$811,125 | \$95,885 | \$265,958 | \$160,690 | \$412,049 | \$1,745,707 |
| Total Attending ADM: 340.245 | Per ADM Amounts: | \$2,384 | \$282 | \$782 | \$472 | \$1,211 | \$5,131 |
| Mohave Accelerated Elementary School, Inc. | 088703000 | \$0 | \$0 | \$0 | \$0 | \$0 | \$0 |
| Total Attending ADM: 128.660 | Per ADM Amounts: | \$0 | \$0 | \$0 | \$0 | \$0 | \$0 |
| Mohave Accelerated Learning Center | 088758000 | \$0 | \$0 | \$0 | \$0 | \$0 | \$0 |
| Total Attending ADM: 291.570 | Per ADM Amounts: | \$0 | \$0 | \$0 | \$0 | \$0 | \$0 |
| Telesis Center for Learning, Inc. | 088702000 | \$1,322,400 | \$77,978 | \$450,209 | \$35,287 | \$208,876 | \$2,094,750 |
| Total Attending ADM: 325.700 | Per ADM Amounts: | \$4,060 | \$239 | \$1,382 | \$108 | \$641 | \$6,432 |
| Young Scholars Academy Charter School Corp. | 088755000 | \$867,818 | \$44,010 | \$20,854 | \$197,571 | \$187,288 | \$1,317,541 |
| Total Attending ADM: 387.695 | Per ADM Amounts: | \$2,238 | \$114 | \$54 | \$510 | \$483 | \$3,398 |
| Mohave Totals | | \$8,850,699 | \$529,810 | \$3,998,205 | \$896,969 | \$2,543,186 | \$16,818,869 |
| Total Attending ADM: 3,363.390 | Per ADM Amounts: | \$2,631 | \$158 | \$1,189 | \$267 | \$756 | \$5,001 |

| Current Expenditures for Charters | | Classroom Instruction | Classroom Supplies | Administration | Student Support Services | Other Support Services | Total Current Expenditures |
|--|------------------|--------------------------|-----------------------|----------------|--------------------------------|------------------------------|-------------------------------|
| Navajo County | | | | | | | |
| Developing Innovations in Navajo Education, Inc. | 098651000 | \$0 | \$0 | \$0 | \$0 | \$0 | \$0 |
| Total Attending ADM: 24.600 | Per ADM Amounts: | \$0 | \$0 | \$0 | \$0 | \$0 | \$0 |
| Founding Fathers Academies, Inc | 098750000 | \$429,779 | \$42,499 | \$154,531 | \$48,744 | \$121,809 | \$797,362 |
| Total Attending ADM: 96.955 | Per ADM Amounts: | \$4,433 | \$438 | \$1,594 | \$503 | \$1,256 | \$8,224 |
| Little Singer Community School Board Inc. | 098748000 | \$105,550 | \$8,459 | \$61,054 | \$1,009 | \$63,991 | \$240,063 |
| Total Attending ADM: 23.120 | Per ADM Amounts: | \$4,565 | \$366 | \$2,641 | \$44 | \$2,768 | \$10,383 |
| Northern Arizona Academy for Career Development, | 098745000 | \$248,122 | \$3,923 | \$253,170 | \$73,102 | \$282,810 | \$861,127 |
| Total Attending ADM: 124.612 | Per ADM Amounts: | \$1,991 | \$31 | \$2,032 | \$587 | \$2,270 | \$6,910 |
| Shonto Governing Board of Education, Inc. | 098747000 | \$3,201,898 | \$94,896 | \$1,390,048 | \$204,637 | \$3,549,394 | \$8,440,873 |
| Total Attending ADM: 416.330 | Per ADM Amounts: | \$7,691 | \$228 | \$3,339 | \$492 | \$8,525 | \$20,274 |
| Shonto Governing Board of Education, Inc. | 098746000 | \$1,109,474 | \$46,130 | \$419,792 | \$141,968 | \$333,403 | \$2,050,767 |
| Total Attending ADM: 131.102 | Per ADM Amounts: | \$8,463 | \$352 | \$3,202 | \$1,083 | \$2,543 | \$15,643 |
| Navajo Totals | | \$5,094,823 | \$195,907 | \$2,278,595 | \$469,460 | \$4,351,407 | \$12,390,192 |
| Total Attending ADM: 816.719 | Per ADM Amounts: | \$6,238 | \$240 | \$2,790 | \$575 | \$5,328 | \$15,171 |

| Current Expenditures for Charters | | Classroom Instruction | Classroom Supplies | Administration | Student Support Services | Other Support Services | Total Current Expenditures |
|--|------------------|--------------------------|-----------------------|----------------|--------------------------------|------------------------------|-------------------------------|
| Pima County | | | | | | | |
| A Child's View School, Inc. | 108731000 | \$148,422 | \$9,082 | \$70,468 | \$2,419 | \$46,955 | \$277,346 |
| Total Attending ADM: 53.970 | Per ADM Amounts: | \$2,750 | \$168 | \$1,306 | \$45 | \$870 | \$5,139 |
| Academy of Math and Science, Inc. | 108713000 | \$804,125 | \$53,036 | \$282,407 | \$185,547 | \$438,234 | \$1,763,349 |
| Total Attending ADM: 256.700 | Per ADM Amounts: | \$3,133 | \$207 | \$1,100 | \$723 | \$1,707 | \$6,869 |
| Academy of Tucson, Inc. | 108665000 | \$1,547,847 | \$139,319 | \$679,243 | \$233,267 | \$884,615 | \$3,484,291 |
| Total Attending ADM: 592.215 | Per ADM Amounts: | \$2,614 | \$235 | \$1,147 | \$394 | \$1,494 | \$5,883 |
| Accelerated Elementary and Secondary Schools | 108767000 | \$1,147,005 | \$106,500 | \$99,200 | \$35,600 | \$319,264 | \$1,707,569 |
| Total Attending ADM: 212.925 | Per ADM Amounts: | \$5,387 | \$500 | \$466 | \$167 | \$1,499 | \$8,020 |
| Allsport Enterprises, Inc. | 108716000 | \$231,888 | \$10,426 | \$219,821 | \$80,541 | \$141,083 | \$683,759 |
| Total Attending ADM: 100.060 | Per ADM Amounts: | \$2,317 | \$104 | \$2,197 | \$805 | \$1,410 | \$6,833 |
| Alta Vista Public Charter High School | 108794000 | \$1,032,293 | \$48,448 | \$1,339,278 | \$26,867 | \$947,202 | \$3,394,088 |
| Total Attending ADM: 468.498 | Per ADM Amounts: | \$2,203 | \$103 | \$2,859 | \$57 | \$2,022 | \$7,245 |
| Aprender Tucson | 108785000 | \$1,031,573 | \$89,714 | \$237,688 | \$168,577 | \$293,220 | \$1,820,772 |
| Total Attending ADM: 253.355 | Per ADM Amounts: | \$4,072 | \$354 | \$938 | \$665 | \$1,157 | \$7,187 |
| Arizona Community Development Corporation | 108709000 | \$3,365,653 | \$115,321 | \$979,931 | \$450,925 | \$2,328,442 | \$7,240,272 |
| Total Attending ADM: 1,101.545 | Per ADM Amounts: | \$3,055 | \$105 | \$890 | \$409 | \$2,114 | \$6,573 |
| BASIS School, Inc. | 108725000 | \$1,356,876 | \$53,747 | \$858,669 | \$13,481 | \$166,371 | \$2,449,144 |
| Total Attending ADM: 458.800 | Per ADM Amounts: | \$2,957 | \$117 | \$1,872 | \$29 | \$363 | \$5,338 |
| Beginning Academy, Inc. | 108728000 | \$97,284 | \$5,591 | \$12,032 | \$1,010 | \$181,134 | \$297,051 |
| Total Attending ADM: 44.395 | Per ADM Amounts: | \$2,191 | \$126 | \$271 | \$23 | \$4,080 | \$6,691 |
| Calli Ollin Academy | 108727000 | \$402,941 | \$70,436 | \$52,669 | \$157,413 | \$0 | \$683,459 |
| Total Attending ADM: 150.890 | Per ADM Amounts: | \$2,670 | \$467 | \$349 | \$1,043 | \$0 | \$4,530 |
| Calli Ollin Academy dba Toltecalli Academy | 108793000 | \$348,333 | \$36,384 | \$62,259 | \$105,943 | \$0 | \$552,919 |
| Total Attending ADM: 141.118 | Per ADM Amounts: | \$2,468 | \$258 | \$441 | \$751 | \$0 | \$3,918 |
| Canyon Rose Academy, Inc. | 108715000 | \$1,108,231 | \$46,810 | \$179,127 | \$581,682 | \$434,234 | \$2,350,084 |
| Total Attending ADM: 346.380 | Per ADM Amounts: | \$3,199 | \$135 | \$517 | \$1,679 | \$1,254 | \$6,785 |
| Carden of Tucson, Inc. | 108777000 | \$426,251 | \$30,167 | \$27,946 | \$76,622 | \$228,078 | \$789,064 |
| Total Attending ADM: 123.405 | Per ADM Amounts: | \$3,454 | \$244 | \$226 | \$621 | \$1,848 | \$6,394 |
| Cesar Chavez Learning Community, Inc. | 108712000 | \$717,684 | \$29,643 | \$193,223 | \$2,910 | \$425,745 | \$1,369,205 |
| Total Attending ADM: 153.320 | Per ADM Amounts: | \$4,681 | \$193 | \$1,260 | \$19 | \$2,777 | \$8,930 |

| Current Expenditures for Charters | | Classroom Instruction | Classroom Supplies | Administration | Student Support Services | Other Support Services | Total Current Expenditures |
|--|------------------|--------------------------|-----------------------|----------------|--------------------------------|------------------------------|-------------------------------|
| Pima County | | | | | | | |
| Childrens Success Academy | 108776000 | \$215,247 | \$5,806 | \$86,424 | \$0 | \$0 | \$307,477 |
| Total Attending ADM: 73.635 | Per ADM Amounts: | \$2,923 | \$79 | \$1,174 | \$0 | \$0 | \$4,176 |
| Compass High School, Inc. | 108788000 | \$477,796 | \$51,636 | \$523,449 | \$185,423 | \$564,236 | \$1,802,540 |
| Total Attending ADM: 313.865 | Per ADM Amounts: | \$1,522 | \$165 | \$1,668 | \$591 | \$1,798 | \$5,743 |
| Daisy Education Corporation | 108666000 | \$1,643,056 | \$43,247 | \$862,075 | \$41,219 | \$639,040 | \$3,228,637 |
| Total Attending ADM: 573.720 | Per ADM Amounts: | \$2,864 | \$75 | \$1,503 | \$72 | \$1,114 | \$5,628 |
| Desert Rose Academy, Inc. | 108787000 | \$540,360 | \$21,896 | \$35,142 | \$426,573 | \$240,240 | \$1,264,211 |
| Total Attending ADM: 164.815 | Per ADM Amounts: | \$3,279 | \$133 | \$213 | \$2,588 | \$1,458 | \$7,670 |
| Desert Sky Community School, Inc. | 108732000 | \$146,151 | \$9,455 | \$100,894 | \$7,870 | \$112,913 | \$377,283 |
| Total Attending ADM: 36.870 | Per ADM Amounts: | \$3,964 | \$256 | \$2,736 | \$213 | \$3,062 | \$10,233 |
| Desert Springs Academy | 108771000 | \$558,771 | \$33,149 | \$95,189 | \$75,896 | \$90,826 | \$853,831 |
| Total Attending ADM: 127.595 | Per ADM Amounts: | \$4,379 | \$260 | \$746 | \$595 | \$712 | \$6,692 |
| Eastpointe High School, Inc. | 108781000 | \$276,227 | \$2,119 | \$118,622 | \$86,239 | \$609,616 | \$1,092,823 |
| Total Attending ADM: 209.090 | Per ADM Amounts: | \$1,321 | \$10 | \$567 | \$412 | \$2,916 | \$5,227 |
| EDGE School Inc. The | 108653000 | \$553,580 | \$57,813 | \$377,007 | \$308,464 | \$322,248 | \$1,619,112 |
| Total Attending ADM: 201.405 | Per ADM Amounts: | \$2,749 | \$287 | \$1,872 | \$1,532 | \$1,600 | \$8,039 |
| Educational Impact, Inc. | 108717000 | \$240,524 | \$6,641 | \$109,736 | \$23,915 | \$137,772 | \$518,588 |
| Total Attending ADM: 74.340 | Per ADM Amounts: | \$3,235 | \$89 | \$1,476 | \$322 | \$1,853 | \$6,976 |
| El Centro for the Study of Primary and Secondary | 108792000 | \$422,732 | \$8,951 | \$228,986 | \$230,092 | \$286,228 | \$1,176,989 |
| Total Attending ADM: 132.330 | Per ADM Amounts: | \$3,195 | \$68 | \$1,730 | \$1,739 | \$2,163 | \$8,894 |
| El Pueblo Integral - Teaching & Learning | 108797000 | \$187,568 | \$59,614 | \$100,647 | \$53,230 | \$140,927 | \$541,986 |
| Total Attending ADM: 70.010 | Per ADM Amounts: | \$2,679 | \$852 | \$1,438 | \$760 | \$2,013 | \$7,742 |
| Global Education Foundation | 108721000 | \$272,097 | \$18,956 | \$204,628 | \$0 | \$198,351 | \$694,032 |
| Total Attending ADM: 100.885 | Per ADM Amounts: | \$2,697 | \$188 | \$2,028 | \$0 | \$1,966 | \$6,879 |
| Great Expectations Academy | 108770000 | \$539,177 | \$16,755 | \$152,390 | \$90,214 | \$168,470 | \$967,006 |
| Total Attending ADM: 173.455 | Per ADM Amounts: | \$3,108 | \$97 | \$879 | \$520 | \$971 | \$5,575 |
| Griffin Foundation, Inc. The | 108789000 | \$570,518 | \$14,924 | \$357,645 | \$57,777 | \$420,874 | \$1,421,738 |
| Total Attending ADM: 236.275 | Per ADM Amounts: | \$2,415 | \$63 | \$1,514 | \$245 | \$1,781 | \$6,017 |
| Ha:san Educational Services | 108726000 | \$306,922 | \$60,346 | \$476,016 | \$256,043 | \$268,494 | \$1,367,821 |
| Total Attending ADM: 147.950 | Per ADM Amounts: | \$2,074 | \$408 | \$3,217 | \$1,731 | \$1,815 | \$9,245 |

| Current Expenditures for Charters | | Classroom Instruction | Classroom Supplies | Administration | Student Support Services | Other Support Services | Total Current Expenditures |
|--|------------------|--------------------------|-----------------------|----------------|--------------------------------|------------------------------|-------------------------------|
| Pima County | | | | | | | |
| Ha:san Educational Services | 108730000 | \$105,393 | \$25,778 | \$162,290 | \$30,854 | \$33,574 | \$357,889 |
| Total Attending ADM: 56.630 | Per ADM Amounts: | \$1,861 | \$455 | \$2,866 | \$545 | \$593 | \$6,320 |
| Hermosa Montessori Charter School | 108701000 | \$0 | \$0 | \$0 | \$0 | \$0 | \$0 |
| Total Attending ADM: 219.205 | Per ADM Amounts: | \$0 | \$0 | \$0 | \$0 | \$0 | \$0 |
| Highland Free School | 108775000 | \$115,713 | \$2,390 | \$107,978 | \$2,837 | \$34,361 | \$263,279 |
| Total Attending ADM: 56.815 | Per ADM Amounts: | \$2,037 | \$42 | \$1,901 | \$50 | \$605 | \$4,634 |
| Khalsa Family Services | 108784000 | \$744,404 | \$37,936 | \$204,993 | \$186,073 | \$531,736 | \$1,705,142 |
| Total Attending ADM: 221.640 | Per ADM Amounts: | \$3,359 | \$171 | \$925 | \$840 | \$2,399 | \$7,693 |
| Lifelong Learning Research Institute, Inc dba | 108708000 | \$190,774 | \$41,056 | \$139,582 | \$30,173 | \$226,422 | \$628,007 |
| Total Attending ADM: 128.210 | Per ADM Amounts: | \$1,488 | \$320 | \$1,089 | \$235 | \$1,766 | \$4,898 |
| Luz Academy of Tucson, Inc | 108702000 | \$605,758 | \$11,552 | \$198,614 | \$392,612 | \$788,806 | \$1,997,342 |
| Total Attending ADM: 188.290 | Per ADM Amounts: | \$3,217 | \$61 | \$1,055 | \$2,085 | \$4,189 | \$10,608 |
| Montessori Schoolhouse of Tucson, Inc. | 108703000 | \$197,195 | \$14,145 | \$115,900 | \$1,298 | \$143,037 | \$471,575 |
| Total Attending ADM: 80.115 | Per ADM Amounts: | \$2,461 | \$177 | \$1,447 | \$16 | \$1,785 | \$5,886 |
| Mountain Rose Academy, Inc. | 108769000 | \$1,131,423 | \$45,317 | \$115,328 | \$540,059 | \$555,322 | \$2,387,449 |
| Total Attending ADM: 349.315 | Per ADM Amounts: | \$3,239 | \$130 | \$330 | \$1,546 | \$1,590 | \$6,835 |
| MultiDimensional Literacy Corp. | 108774000 | \$524,067 | \$16,311 | \$234,990 | \$16,206 | \$245,698 | \$1,037,272 |
| Total Attending ADM: 148.120 | Per ADM Amounts: | \$3,538 | \$110 | \$1,586 | \$109 | \$1,659 | \$7,003 |
| New West School | 108724000 | \$491,988 | \$16,586 | \$92,782 | \$3,520 | \$18,792 | \$623,668 |
| Total Attending ADM: 90.645 | Per ADM Amounts: | \$5,428 | \$183 | \$1,024 | \$39 | \$207 | \$6,880 |
| Nosotros, Inc | 108707000 | \$833,136 | \$49,610 | \$315,653 | \$69,578 | \$278,074 | \$1,546,051 |
| Total Attending ADM: 200.390 | Per ADM Amounts: | \$4,158 | \$248 | \$1,575 | \$347 | \$1,388 | \$7,715 |
| Old Pueblo Children's Academy | 108790000 | \$195,379 | \$29,668 | \$165,413 | \$99,508 | \$7,830 | \$497,798 |
| Total Attending ADM: 84.155 | Per ADM Amounts: | \$2,322 | \$353 | \$1,966 | \$1,182 | \$93 | \$5,915 |
| Pima County Board of Supervisors | 108601000 | \$388,715 | \$17,595 | \$228,668 | \$292,537 | \$48,963 | \$976,478 |
| Total Attending ADM: 107.705 | Per ADM Amounts: | \$3,609 | \$163 | \$2,123 | \$2,716 | \$455 | \$9,066 |
| Pima Prevention Partnership dba Pima Partnership | 108711000 | \$396,072 | \$21,363 | \$359,154 | \$193,125 | \$413,976 | \$1,383,690 |
| Total Attending ADM: 114.515 | Per ADM Amounts: | \$3,459 | \$187 | \$3,136 | \$1,686 | \$3,615 | \$12,083 |
| PPEP & Affiliates | 108744000 | \$2,982,748 | \$97,277 | \$1,590,903 | \$0 | \$846,207 | \$5,517,135 |
| Total Attending ADM: 935.760 | Per ADM Amounts: | \$3,188 | \$104 | \$1,700 | \$0 | \$904 | \$5,896 |

| Current Expenditures for Charters | | Classroom Instruction | Classroom Supplies | Administration | Student Support Services | Other Support Services | Total Current Expenditures |
|---|------------------|--------------------------|-----------------------|----------------|--------------------------------|------------------------------|-------------------------------|
| Pima County | | | | | | | |
| PPEP & Affiliates, Inc. dba Arizona Virtual Academy | 108796000 | \$7,907,180 | \$3,247,773 | \$671,320 | \$549,314 | \$0 | \$12,375,587 |
| Total Attending ADM: 2,442.190 | Per ADM Amounts: | \$3,238 | \$1,330 | \$275 | \$225 | \$0 | \$5,067 |
| Presidio School | 108778000 | \$1,279,367 | \$63,456 | \$342,466 | \$261,597 | \$228,774 | \$2,175,660 |
| Total Attending ADM: 314.705 | Per ADM Amounts: | \$4,065 | \$202 | \$1,088 | \$831 | \$727 | \$6,913 |
| Satori, Inc. | 108719000 | \$441,245 | \$23,005 | \$173,215 | \$88,915 | \$241,966 | \$968,346 |
| Total Attending ADM: 138.620 | Per ADM Amounts: | \$3,183 | \$166 | \$1,250 | \$641 | \$1,746 | \$6,986 |
| Sierra Oaks School, Inc | 108710000 | \$246,051 | \$2,232 | \$18,130 | \$1,016 | \$107,472 | \$374,901 |
| Total Attending ADM: 67.790 | Per ADM Amounts: | \$3,630 | \$33 | \$267 | \$15 | \$1,585 | \$5,530 |
| Southern Arizona Community Academy, Inc. | 108772000 | \$700,436 | \$62,761 | \$505,659 | \$0 | \$91,413 | \$1,360,269 |
| Total Attending ADM: 239.410 | Per ADM Amounts: | \$2,926 | \$262 | \$2,112 | \$0 | \$382 | \$5,682 |
| Southgate Academy, Inc. | 108779000 | \$1,569,817 | \$147,733 | \$667,470 | \$118,326 | \$817,802 | \$3,321,148 |
| Total Attending ADM: 623.175 | Per ADM Amounts: | \$2,519 | \$237 | \$1,071 | \$190 | \$1,312 | \$5,329 |
| TAG Elementary, Inc. | 108780000 | \$679,345 | \$26,459 | \$710,526 | \$1,798 | \$366,512 | \$1,784,640 |
| Total Attending ADM: 279.605 | Per ADM Amounts: | \$2,430 | \$95 | \$2,541 | \$6 | \$1,311 | \$6,383 |
| The Charter Foundation, Inc. dba AmeriSchools | 108722000 | \$1,027,841 | \$239,332 | \$520,387 | \$0 | \$2,629,632 | \$4,417,192 |
| Total Attending ADM: 641.325 | Per ADM Amounts: | \$1,603 | \$373 | \$811 | \$0 | \$4,100 | \$6,888 |
| TLC Charter Schools, Inc, | 108786000 | \$310,962 | \$11,278 | \$58,477 | \$14,400 | \$153,586 | \$548,703 |
| Total Attending ADM: 76.770 | Per ADM Amounts: | \$4,051 | \$147 | \$762 | \$188 | \$2,001 | \$7,147 |
| Tucson Accelerated Public Charter High School | 108706000 | \$682,998 | \$50,433 | \$630,839 | \$21,657 | \$354,069 | \$1,739,996 |
| Total Attending ADM: 234.190 | Per ADM Amounts: | \$2,916 | \$215 | \$2,694 | \$92 | \$1,512 | \$7,430 |
| Tucson Country Day School, Inc. | 108773000 | \$1,400,928 | \$53,651 | \$384,970 | \$17,782 | \$1,000,374 | \$2,857,705 |
| Total Attending ADM: 542.960 | Per ADM Amounts: | \$2,580 | \$99 | \$709 | \$33 | \$1,842 | \$5,263 |
| Tucson International Academy, Inc. | 108714000 | \$419,085 | \$52,703 | \$353,426 | \$61,607 | \$329,304 | \$1,216,125 |
| Total Attending ADM: 159.205 | Per ADM Amounts: | \$2,632 | \$331 | \$2,220 | \$387 | \$2,068 | \$7,639 |
| Tucson Preparatory School | 108768000 | \$435,541 | \$9,393 | \$128,441 | \$100,389 | \$133,700 | \$807,464 |
| Total Attending ADM: 137.615 | Per ADM Amounts: | \$3,165 | \$68 | \$933 | \$729 | \$972 | \$5,868 |
| Tucson Small School Project | 108720000 | \$579,043 | \$23,216 | \$216,603 | \$121,663 | \$298,397 | \$1,238,922 |
| Total Attending ADM: 138.295 | Per ADM Amounts: | \$4,187 | \$168 | \$1,566 | \$880 | \$2,158 | \$8,959 |
| Tucson Urban League, Inc. | 108766000 | \$481,203 | \$19,109 | \$467,413 | \$93,250 | \$160,043 | \$1,221,018 |
| Total Attending ADM: 121.680 | Per ADM Amounts: | \$3,955 | \$157 | \$3,841 | \$766 | \$1,315 | \$10,035 |

| Current Expenditures for Charters | | Classroom Instruction | Classroom Supplies | Administration | Student Support Services | Other Support Services | Total Current Expenditures |
|---|------------------|--------------------------|-----------------------|----------------|--------------------------------|------------------------------|-------------------------------|
| Pima County | | | | | | | |
| Tucson Youth Development/ACE Charter High | 108660000 | \$315,672 | \$106,750 | \$108,359 | \$124,976 | \$0 | \$655,757 |
| Total Attending ADM: 143.028 | Per ADM Amounts: | \$2,207 | \$746 | \$758 | \$874 | \$0 | \$4,585 |
| Vision Charter Schools, Inc. | 108705000 | \$132,035 | \$7,567 | \$123,001 | \$32,468 | \$91,859 | \$386,930 |
| Total Attending ADM: 44.100 | Per ADM Amounts: | \$2,994 | \$172 | \$2,789 | \$736 | \$2,083 | \$8,774 |
| Wildcat Secondary School | 108729000 | \$354,251 | \$7,653 | \$305,161 | \$54,146 | \$317,399 | \$1,038,610 |
| Total Attending ADM: 63.710 | Per ADM Amounts: | \$5,560 | \$120 | \$4,790 | \$850 | \$4,982 | \$16,302 |
| Pima Totals | | \$48,582,897 | \$5,837,020 | \$19,540,922 | \$7,487,443 | \$22,529,912 | \$103,978,194 |
| Total Attending ADM: 16,483.699 | Per ADM Amounts: | \$2,947 | \$354 | \$1,185 | \$454 | \$1,367 | \$6,308 |

| Current Expenditures for Charters | | Classroom Instruction | Classroom Supplies | Administration | Student Support Services | Other Support Services | Total Current Expenditures |
|---|------------------|--------------------------|-----------------------|----------------|--------------------------------|------------------------------|-------------------------------|
| Pinal County | | | | | | | |
| Akimel O Otham Pee Posh Charter School, Inc. | 118705000 | \$257,254 | \$31,530 | \$92,574 | \$103,746 | \$19,126 | \$504,230 |
| Total Attending ADM: 96.675 | Per ADM Amounts: | \$2,661 | \$326 | \$958 | \$1,073 | \$198 | \$5,216 |
| Akimel O'Otham Pee Posh Charter School, Inc. | 118706000 | \$230,765 | \$43,468 | \$161,281 | \$47,781 | \$134,337 | \$617,632 |
| Total Attending ADM: 58.120 | Per ADM Amounts: | \$3,970 | \$748 | \$2,775 | \$822 | \$2,311 | \$10,627 |
| Apache Trail Public Charter High School | 118703000 | \$469,712 | \$39,906 | \$435,978 | \$4,932 | \$307,332 | \$1,257,860 |
| Total Attending ADM: 169.260 | Per ADM Amounts: | \$2,775 | \$236 | \$2,576 | \$29 | \$1,816 | \$7,432 |
| Casa Blanca Middle School | 118701000 | \$398,535 | \$13,660 | \$279,145 | \$83,849 | \$584,370 | \$1,359,559 |
| Total Attending ADM: 151.650 | Per ADM Amounts: | \$2,628 | \$90 | \$1,841 | \$553 | \$3,853 | \$8,965 |
| Ira H. Hayes Memorial Applied Learning Center, Inc. | 118702000 | \$235,096 | \$0 | \$342,330 | \$46,337 | \$208,268 | \$832,031 |
| Total Attending ADM: 89.540 | Per ADM Amounts: | \$2,626 | \$0 | \$3,823 | \$518 | \$2,326 | \$9,292 |
| Pinnacle Education-Casa Grande, Inc. | 118704000 | \$428,520 | \$5,601 | \$266,937 | \$21,512 | \$131,849 | \$854,419 |
| Total Attending ADM: 133.950 | Per ADM Amounts: | \$3,199 | \$42 | \$1,993 | \$161 | \$984 | \$6,379 |
| Vechij Himdag Alternative School, Inc. | 118707000 | \$474,747 | \$42,517 | \$320,503 | \$487,465 | \$0 | \$1,325,232 |
| Total Attending ADM: 65.720 | Per ADM Amounts: | \$7,224 | \$647 | \$4,877 | \$7,417 | \$0 | \$20,165 |
| Pinal Totals | | \$2,494,629 | \$176,682 | \$1,898,748 | \$795,622 | \$1,385,282 | \$6,750,963 |
| Total Attending ADM: 764.915 | Per ADM Amounts: | \$3,261 | \$231 | \$2,482 | \$1,040 | \$1,811 | \$8,826 |

| Current Expenditures for Charters | | Classroom Instruction | Classroom Supplies | Administration | Student Support Services | Other Support Services | Total Current Expenditures |
|--|------------------|--------------------------|-----------------------|----------------|--------------------------------|------------------------------|-------------------------------|
| Santa Cruz County | | | | | | | |
| Mexicayotl Academy, Inc. | 128703000 | \$9,675 | \$8,012 | \$13,250 | \$23,178 | \$19,265 | \$73,380 |
| Total Attending ADM: 110.415 | Per ADM Amounts: | \$88 | \$73 | \$120 | \$210 | \$174 | \$665 |
| Patagonia Montessori Elementary School | 128725000 | \$84,886 | \$5,124 | \$16,122 | \$30,367 | \$37,968 | \$174,467 |
| Total Attending ADM: 21.045 | Per ADM Amounts: | \$4,034 | \$243 | \$766 | \$1,443 | \$1,804 | \$8,290 |
| Pinnacle Education-Kino, Inc. | 128701000 | \$403,856 | \$3,485 | \$273,403 | \$22,408 | \$102,773 | \$805,925 |
| Total Attending ADM: 89.330 | Per ADM Amounts: | \$4,521 | \$39 | \$3,061 | \$251 | \$1,150 | \$9,022 |
| Santa Cruz Valley Opportunities in Education, Inc. | 128726000 | \$207,685 | \$13,115 | \$21,437 | \$66,374 | \$159,747 | \$468,358 |
| Total Attending ADM: 50.830 | Per ADM Amounts: | \$4,086 | \$258 | \$422 | \$1,306 | \$3,143 | \$9,214 |
| Santa Cruz Totals | | \$706,102 | \$29,736 | \$324,212 | \$142,327 | \$319,753 | \$1,522,130 |
| Total Attending ADM: 271.620 | Per ADM Amounts: | \$2,600 | \$109 | \$1,194 | \$524 | \$1,177 | \$5,604 |

| Current Expenditures for Charters | | Classroom Instruction | Classroom Supplies | Administration | Student Support Services | Other Support Services | Total Current Expenditures |
|---|------------------|--------------------------|-----------------------|----------------|--------------------------------|------------------------------|-------------------------------|
| Yavapai County | | | | | | | |
| Accelerated Learning Charter School, Inc. | 138763000 | \$207,308 | \$1,663 | \$139,467 | \$15,402 | \$89,232 | \$453,072 |
| Total Attending ADM: 54.730 | Per ADM Amounts: | \$3,788 | \$30 | \$2,548 | \$281 | \$1,630 | \$8,278 |
| Acorn Montessori Charter School | 138760000 | \$727,480 | \$26,814 | \$405,467 | \$64,735 | \$321,144 | \$1,545,640 |
| Total Attending ADM: 240.160 | Per ADM Amounts: | \$3,029 | \$112 | \$1,688 | \$270 | \$1,337 | \$6,436 |
| American Heritage Academy | 138754000 | \$988,650 | \$60,000 | \$90,000 | \$50,000 | \$0 | \$1,188,650 |
| Total Attending ADM: 333.142 | Per ADM Amounts: | \$2,968 | \$180 | \$270 | \$150 | \$0 | \$3,568 |
| Arizona Up Grade Academy, Inc. | 138713000 | \$62,304 | \$7,979 | \$25,367 | \$2,473 | \$31,516 | \$129,639 |
| Total Attending ADM: 22.090 | Per ADM Amounts: | \$2,820 | \$361 | \$1,148 | \$112 | \$1,427 | \$5,869 |
| Center for Creative Education, Inc | 138761000 | \$205,107 | \$3,793 | \$94,710 | \$16,502 | \$105,932 | \$426,044 |
| Total Attending ADM: 55.030 | Per ADM Amounts: | \$3,727 | \$69 | \$1,721 | \$300 | \$1,925 | \$7,742 |
| Chester Newton Charter and Montessori School | 138753000 | \$326,682 | \$12,678 | \$48,567 | \$4,281 | \$319,042 | \$711,250 |
| Total Attending ADM: 86.515 | Per ADM Amounts: | \$3,776 | \$147 | \$561 | \$49 | \$3,688 | \$8,221 |
| Desert Star Community School, Inc. | 138714000 | \$168,077 | \$1,325 | \$64,159 | \$0 | \$76,338 | \$309,899 |
| Total Attending ADM: 52.630 | Per ADM Amounts: | \$3,194 | \$25 | \$1,219 | \$0 | \$1,450 | \$5,888 |
| Edkey, Inc. - Sequoia Ranch School | 138705000 | \$461,529 | \$3,054 | \$159,175 | \$93,603 | \$0 | \$717,361 |
| Total Attending ADM: 80.660 | Per ADM Amounts: | \$5,722 | \$38 | \$1,973 | \$1,160 | \$0 | \$8,894 |
| Franklin Phonetic Primary School, Inc. | 138751000 | \$708,339 | \$138,424 | \$289,771 | \$334,968 | \$807,615 | \$2,279,117 |
| Total Attending ADM: 349.260 | Per ADM Amounts: | \$2,028 | \$396 | \$830 | \$959 | \$2,312 | \$6,526 |
| Kestrel Schools, Inc. | 138759000 | \$281,575 | \$24,230 | \$235,369 | \$47,839 | \$40,223 | \$629,236 |
| Total Attending ADM: 67.725 | Per ADM Amounts: | \$4,158 | \$358 | \$3,475 | \$706 | \$594 | \$9,291 |
| Mary Ellen Halvorson Educational Foundation. dba: | 138757000 | \$564,798 | \$23,734 | \$196,846 | \$101,284 | \$39,339 | \$926,001 |
| Total Attending ADM: 198.560 | Per ADM Amounts: | \$2,844 | \$120 | \$991 | \$510 | \$198 | \$4,664 |
| Mingus Mountain Estate Residential Center, Inc. | 138711000 | \$275,249 | \$20,526 | \$92,950 | \$0 | \$203,661 | \$592,386 |
| Total Attending ADM: 63.340 | Per ADM Amounts: | \$4,346 | \$324 | \$1,467 | \$0 | \$3,215 | \$9,352 |
| Mingus Springs Charter School | 138712000 | \$539,275 | \$25,916 | \$189,905 | \$19,085 | \$149,459 | \$923,640 |
| Total Attending ADM: 174.255 | Per ADM Amounts: | \$3,095 | \$149 | \$1,090 | \$110 | \$858 | \$5,301 |
| Mountain Oak Charter School, Inc dba Mountain | 138768000 | \$599,343 | \$37,014 | \$188,053 | \$20,644 | \$153,111 | \$998,165 |
| Total Attending ADM: 149.000 | Per ADM Amounts: | \$4,022 | \$248 | \$1,262 | \$139 | \$1,028 | \$6,699 |
| New Visions Academy, Inc. | 138654000 | \$327,772 | \$6,626 | \$196,047 | \$28,318 | \$161,886 | \$720,649 |
| Total Attending ADM: 110.610 | Per ADM Amounts: | \$2,963 | \$60 | \$1,772 | \$256 | \$1,464 | \$6,515 |

| Current Expenditures for Charters | | Classroom Instruction | Classroom Supplies | Administration | Student Support Services | Other Support Services | Total Current Expenditures |
|---|------------------|--------------------------|-----------------------|----------------|--------------------------------|------------------------------|-------------------------------|
| Yavapai County | | | | | | | |
| PACE Preparatory Academy, Inc. | 138758000 | \$167,246 | \$16,335 | \$102,622 | \$899 | \$119,972 | \$407,074 |
| Total Attending ADM: 89.040 | Per ADM Amounts: | \$1,878 | \$183 | \$1,153 | \$10 | \$1,347 | \$4,572 |
| Painted Pony Ranch Charter School | 138756000 | \$338,557 | \$27,511 | \$177,574 | \$10,064 | \$61,886 | \$615,592 |
| Total Attending ADM: 104.240 | Per ADM Amounts: | \$3,248 | \$264 | \$1,704 | \$97 | \$594 | \$5,906 |
| Park View School, Inc. | 138755000 | \$479,552 | \$36,834 | \$108,625 | \$16,801 | \$247,770 | \$889,582 |
| Total Attending ADM: 134.120 | Per ADM Amounts: | \$3,576 | \$275 | \$810 | \$125 | \$1,847 | \$6,633 |
| Pathways KM Charter Schools, Inc | 138702000 | \$85,637 | \$6,672 | \$77,649 | \$4,297 | \$70,229 | \$244,484 |
| Total Attending ADM: 42.130 | Per ADM Amounts: | \$2,033 | \$158 | \$1,843 | \$102 | \$1,667 | \$5,803 |
| Sedona Charter School, Inc. | 138708000 | \$549,485 | \$72,928 | \$26,640 | \$53,359 | \$539,696 | \$1,242,108 |
| Total Attending ADM: 145.345 | Per ADM Amounts: | \$3,781 | \$502 | \$183 | \$367 | \$3,713 | \$8,546 |
| Skyview School, Inc. | 138752000 | \$470,135 | \$28,279 | \$202,076 | \$55,940 | \$90,255 | \$846,685 |
| Total Attending ADM: 149.230 | Per ADM Amounts: | \$3,150 | \$189 | \$1,354 | \$375 | \$605 | \$5,674 |
| Sunnyside Charter and Montessori School | 138767000 | \$86,077 | \$981 | \$23,825 | \$696 | \$85,976 | \$197,555 |
| Total Attending ADM: 33.530 | Per ADM Amounts: | \$2,567 | \$29 | \$711 | \$21 | \$2,564 | \$5,892 |
| YCFA Achieve Academy dba YCFA Achieve | 138703000 | \$0 | \$0 | \$0 | \$0 | \$0 | \$0 |
| Total Attending ADM: 216.920 | Per ADM Amounts: | \$0 | \$0 | \$0 | \$0 | \$0 | \$0 |
| Yavapai Totals | | \$8,620,177 | \$583,316 | \$3,134,864 | \$941,190 | \$3,714,282 | \$16,993,829 |
| Total Attending ADM: 2,952.262 | Per ADM Amounts: | \$2,920 | \$198 | \$1,062 | \$319 | \$1,258 | \$5,756 |

| Current Expenditures for Charters | | Classroom Instruction | Classroom Supplies | Administration | Student Support Services | Other Support Services | Total Current Expenditures |
|---|------------------|--------------------------|-----------------------|----------------|--------------------------------|------------------------------|-------------------------------|
| Yuma County | | | | | | | |
| Az-Tec High School | 148757000 | \$217,680 | \$12,176 | \$133,590 | \$50,686 | \$70,345 | \$484,477 |
| Total Attending ADM: 92.700 | Per ADM Amounts: | \$2,348 | \$131 | \$1,441 | \$547 | \$759 | \$5,226 |
| Carpe Diem Collegiate High School | 148761000 | \$495,745 | \$135,145 | \$316,438 | \$165,732 | \$692,494 | \$1,805,554 |
| Total Attending ADM: 283.240 | Per ADM Amounts: | \$1,750 | \$477 | \$1,117 | \$585 | \$2,445 | \$6,375 |
| Harvest Power Community Development Group, Inc. | 148760000 | \$1,338,783 | \$223,444 | \$602,913 | \$327,765 | \$1,715,850 | \$4,208,755 |
| Total Attending ADM: 667.575 | Per ADM Amounts: | \$2,005 | \$335 | \$903 | \$491 | \$2,570 | \$6,305 |
| Juniper Tree Academy | 148759000 | \$1,267,971 | \$66,119 | \$216,939 | \$377,752 | \$663,150 | \$2,591,931 |
| Total Attending ADM: 396.960 | Per ADM Amounts: | \$3,194 | \$167 | \$547 | \$952 | \$1,671 | \$6,529 |
| Yuma Private Industry Council, Inc. | 148758000 | \$386,629 | \$9,769 | \$163,671 | \$95,043 | \$161,605 | \$816,717 |
| Total Attending ADM: 97.810 | Per ADM Amounts: | \$3,953 | \$100 | \$1,673 | \$972 | \$1,652 | \$8,350 |
| Yuma Totals | | \$3,706,808 | \$446,653 | \$1,433,551 | \$1,016,978 | \$3,303,444 | \$9,907,434 |
| Total Attending ADM: 1,538.285 | Per ADM Amounts: | \$2,410 | \$290 | \$932 | \$661 | \$2,147 | \$6,441 |

| Current Expenditures for Charters | | Classroom Instruction | Classroom Supplies | Administration | Student Support Services | Other Support Services | Total Current Expenditures |
|-----------------------------------|------------------|--------------------------|-----------------------|----------------|--------------------------------|------------------------------|-------------------------------|
| State Totals | | \$255,752,634 | \$19,835,336 | \$121,107,493 | \$29,031,335 | \$127,653,641 | \$553,380,439 |
| Total Attending ADM: 88,586.882 | Per ADM Amounts: | \$2,887 | \$224 | \$1,367 | \$328 | \$1,441 | \$6,247 |

Expenditures by Fund for Districts

| | | Maintenance & Operation CSF & IIF Expenditures | Capital Expenditures | Facilities Expenditures | State & Federal Project Expenditures | Other Expenditures | Total Expenditures |
|---------------------------------|------------------|---|-------------------------|----------------------------|---|-----------------------|-----------------------|
| Apache County | | | | | | | |
| Alpine Elementary District | 010307000 | \$778,282 | \$204,127 | \$0 | \$76,507 | \$8,427 | \$1,067,343 |
| Total Attending ADM: 54.090 | Per ADM Amounts: | \$14,389 | \$3,774 | \$0 | \$1,414 | \$156 | \$19,733 |
| Chinle Unified District | 010224000 | \$40,051,350 | \$12,284,934 | \$59,929 | \$8,065,679 | \$3,732,796 | \$64,194,688 |
| Total Attending ADM: 3,658.725 | Per ADM Amounts: | \$10,947 | \$3,358 | \$16 | \$2,205 | \$1,020 | \$17,546 |
| Concho Elementary District | 010306000 | \$2,649,491 | \$192,358 | \$54,306 | \$192,575 | \$31,349 | \$3,120,079 |
| Total Attending ADM: 187.710 | Per ADM Amounts: | \$14,115 | \$1,025 | \$289 | \$1,026 | \$167 | \$16,622 |
| Ganado Unified School District | 010220000 | \$18,289,467 | \$3,771,889 | \$387,805 | \$2,629,206 | \$1,095,807 | \$26,174,174 |
| Total Attending ADM: 1,759.295 | Per ADM Amounts: | \$10,396 | \$2,144 | \$220 | \$1,494 | \$623 | \$14,878 |
| Mcnary Elementary District | 010323000 | \$1,574,470 | \$79,593 | \$1,962 | \$242,640 | \$83,467 | \$1,982,132 |
| Total Attending ADM: 155.780 | Per ADM Amounts: | \$10,107 | \$511 | \$13 | \$1,558 | \$536 | \$12,724 |
| Red Mesa Unified District | 010227000 | \$13,870,080 | \$964,460 | \$2,111,371 | \$2,106,408 | \$599,762 | \$19,652,081 |
| Total Attending ADM: 975.785 | Per ADM Amounts: | \$14,214 | \$988 | \$2,164 | \$2,159 | \$615 | \$20,140 |
| Round Valley Unified District | 010210000 | \$9,698,607 | \$444,922 | \$157,724 | \$1,829,505 | \$1,082,985 | \$13,213,743 |
| Total Attending ADM: 1,411.950 | Per ADM Amounts: | \$6,869 | \$315 | \$112 | \$1,296 | \$767 | \$9,359 |
| Sanders Unified District | 010218000 | \$9,985,860 | \$1,535,846 | \$760,121 | \$1,567,740 | \$625,123 | \$14,474,690 |
| Total Attending ADM: 1,037.900 | Per ADM Amounts: | \$9,621 | \$1,480 | \$732 | \$1,510 | \$602 | \$13,946 |
| St Johns Unified District | 010201000 | \$7,069,330 | \$635,033 | \$389,669 | \$1,053,077 | \$582,471 | \$9,729,580 |
| Total Attending ADM: 999.812 | Per ADM Amounts: | \$7,071 | \$635 | \$390 | \$1,053 | \$583 | \$9,731 |
| Vernon Elementary District | 010309000 | \$1,123,941 | \$55,298 | \$32,423 | \$100,869 | \$28,048 | \$1,340,579 |
| Total Attending ADM: 71.515 | Per ADM Amounts: | \$15,716 | \$773 | \$453 | \$1,410 | \$392 | \$18,745 |
| Window Rock Unified District | 010208000 | \$21,545,910 | \$2,497,238 | \$272,064 | \$3,761,062 | \$1,280,011 | \$29,356,285 |
| Total Attending ADM: 2,573.285 | Per ADM Amounts: | \$8,373 | \$970 | \$106 | \$1,462 | \$497 | \$11,408 |
| Apache Totals | | \$126,636,789 | \$22,665,698 | \$4,227,374 | \$21,625,268 | \$9,150,245 | \$184,305,374 |
| Total Attending ADM: 12,885.847 | Per ADM Amounts: | \$9,828 | \$1,759 | \$328 | \$1,678 | \$710 | \$14,303 |

Expenditures by Fund for Districts

| | | Maintenance & Operation CSF & IIF Expenditures | Capital Expenditures | Facilities Expenditures | State & Federal Project Expenditures | Other Expenditures | Total Expenditures |
|--------------------------------------|------------------|---|-------------------------|----------------------------|---|-----------------------|-----------------------|
| Cochise County | | | | | | | |
| Apache Elementary District | 020342000 | \$128,644 | \$11,992 | \$0 | \$12,577 | \$899 | \$154,112 |
| Total Attending ADM: 6.540 | Per ADM Amounts: | \$19,670 | \$1,834 | \$0 | \$1,923 | \$137 | \$23,565 |
| Ash Creek Elementary District | 020453000 | \$667,807 | \$40,379 | \$6,155 | \$60,991 | \$28,163 | \$803,495 |
| Total Attending ADM: 31.085 | Per ADM Amounts: | \$21,483 | \$1,299 | \$198 | \$1,962 | \$906 | \$25,848 |
| Benson Unified School District | 020209000 | \$6,209,059 | \$526,084 | \$628,209 | \$800,345 | \$793,221 | \$8,956,918 |
| Total Attending ADM: 972.485 | Per ADM Amounts: | \$6,385 | \$541 | \$646 | \$823 | \$816 | \$9,210 |
| Bisbee Unified District | 020202000 | \$1,027,367 | \$332,659 | \$1,320,884 | \$1,061,101 | \$756,032 | \$4,498,043 |
| Total Attending ADM: 944.190 | Per ADM Amounts: | \$1,088 | \$352 | \$1,399 | \$1,124 | \$801 | \$4,764 |
| Bowie Unified District | 020214000 | \$1,393,194 | \$115,499 | \$59,211 | \$80,223 | \$7,758 | \$1,655,885 |
| Total Attending ADM: 91.120 | Per ADM Amounts: | \$15,290 | \$1,268 | \$650 | \$880 | \$85 | \$18,173 |
| Cochise Elementary District | 020326000 | \$1,120,151 | \$142,416 | \$5,993 | \$13,529 | \$27,803 | \$1,309,892 |
| Total Attending ADM: 59.615 | Per ADM Amounts: | \$18,790 | \$2,389 | \$101 | \$227 | \$466 | \$21,973 |
| Cochise Technology District | 020801000 | \$1,863,100 | \$238,935 | \$0 | \$0 | \$0 | \$2,102,035 |
| Total Attending ADM: 474.272 | Per ADM Amounts: | \$3,928 | \$504 | \$0 | \$0 | \$0 | \$4,432 |
| Double Adobe Elementary District | 020345000 | \$486,298 | \$16,609 | \$8,889 | \$22,069 | \$557 | \$534,422 |
| Total Attending ADM: 55.540 | Per ADM Amounts: | \$8,756 | \$299 | \$160 | \$397 | \$10 | \$9,622 |
| Douglas Unified District | 020227000 | \$20,994,428 | \$1,420,275 | \$1,192,024 | \$4,607,612 | \$3,548,377 | \$31,762,716 |
| Total Attending ADM: 3,985.565 | Per ADM Amounts: | \$5,268 | \$356 | \$299 | \$1,156 | \$890 | \$7,969 |
| Elfrida Elementary District | 020412000 | \$1,030,549 | \$33,023 | \$22,432 | \$178,232 | \$119,092 | \$1,383,328 |
| Total Attending ADM: 167.450 | Per ADM Amounts: | \$6,154 | \$197 | \$134 | \$1,064 | \$711 | \$8,261 |
| Forrest Elementary District | 020381000 | \$0 | \$0 | \$0 | \$0 | \$0 | \$0 |
| Total Attending ADM: 0.000 | Per ADM Amounts: | | | | | | |
| Fort Huachuca Accommodation District | 020100000 | \$10,063,266 | \$8,512,430 | \$0 | \$336,888 | \$469,985 | \$19,382,569 |
| Total Attending ADM: 971.320 | Per ADM Amounts: | \$10,360 | \$8,764 | \$0 | \$347 | \$484 | \$19,955 |
| McNeal Elementary District | 020355000 | \$642,351 | \$49,795 | \$4,799 | \$53,797 | \$26,230 | \$776,972 |
| Total Attending ADM: 43.540 | Per ADM Amounts: | \$14,753 | \$1,144 | \$110 | \$1,236 | \$602 | \$17,845 |
| Naco Elementary District | 020323000 | \$2,300,695 | \$217,139 | \$24,981 | \$340,878 | \$267,431 | \$3,151,124 |
| Total Attending ADM: 251.845 | Per ADM Amounts: | \$9,135 | \$862 | \$99 | \$1,354 | \$1,062 | \$12,512 |

Expenditures by Fund for Districts

| | | Maintenance & Operation CSF & IIF Expenditures | Capital Expenditures | Facilities Expenditures | State & Federal Project Expenditures | Other Expenditures | Total Expenditures |
|-----------------------------------|------------------|---|-------------------------|----------------------------|---|-----------------------|-----------------------|
| Cochise County | | | | | | | |
| Palominas Elementary District | 020349000 | \$9,746,043 | \$553,601 | \$8,000 | \$510,538 | \$389,814 | \$11,207,996 |
| Total Attending ADM: 1,019.685 | Per ADM Amounts: | \$9,558 | \$543 | \$8 | \$501 | \$382 | \$10,992 |
| Pearce Elementary District | 020422000 | \$933,887 | \$66,973 | \$69,937 | \$100,722 | \$43,670 | \$1,215,189 |
| Total Attending ADM: 114.475 | Per ADM Amounts: | \$8,158 | \$585 | \$611 | \$880 | \$381 | \$10,615 |
| Pomerene Elementary District | 020364000 | \$1,008,400 | \$31,188 | \$4,170 | \$68,077 | \$37 | \$1,111,872 |
| Total Attending ADM: 122.730 | Per ADM Amounts: | \$8,216 | \$254 | \$34 | \$555 | \$0 | \$9,059 |
| Rucker Elementary District | 020366000 | \$29,212 | \$0 | \$0 | \$0 | \$0 | \$29,212 |
| Total Attending ADM: 0.000 | Per ADM Amounts: | | | | | | |
| San Simon Unified District | 020218000 | \$1,506,577 | \$54,463 | \$24,696 | \$48,064 | \$42,074 | \$1,675,874 |
| Total Attending ADM: 122.415 | Per ADM Amounts: | \$12,307 | \$445 | \$202 | \$393 | \$344 | \$13,690 |
| Sierra Vista Unified District | 020268000 | \$40,220,698 | \$2,091,577 | \$4,134,011 | \$3,992,969 | \$3,589,822 | \$54,029,077 |
| Total Attending ADM: 6,610.382 | Per ADM Amounts: | \$6,084 | \$316 | \$625 | \$604 | \$543 | \$8,173 |
| St David Unified District | 020221000 | \$3,540,894 | \$184,673 | \$259,993 | \$504,538 | \$118,533 | \$4,608,631 |
| Total Attending ADM: 460.512 | Per ADM Amounts: | \$7,689 | \$401 | \$565 | \$1,096 | \$257 | \$10,008 |
| Tombstone Unified District | 020201000 | \$4,900,572 | \$39,709 | \$504,893 | \$1,180,629 | \$644,461 | \$7,270,264 |
| Total Attending ADM: 868.780 | Per ADM Amounts: | \$5,641 | \$46 | \$581 | \$1,359 | \$742 | \$8,368 |
| Valley Union High School District | 020522000 | \$1,601,692 | \$288,195 | \$154,716 | \$113,856 | \$127,175 | \$2,285,634 |
| Total Attending ADM: 162.590 | Per ADM Amounts: | \$9,851 | \$1,773 | \$952 | \$700 | \$782 | \$14,058 |
| Willcox Unified District | 020213000 | \$7,739,548 | \$711,710 | \$190,604 | \$1,261,415 | \$1,256,928 | \$11,160,205 |
| Total Attending ADM: 1,308.470 | Per ADM Amounts: | \$5,915 | \$544 | \$146 | \$964 | \$961 | \$8,529 |
| Cochise Totals | | \$119,154,432 | \$15,679,324 | \$8,624,597 | \$15,349,050 | \$12,258,062 | \$171,065,465 |
| Total Attending ADM: 18,844.606 | Per ADM Amounts: | \$6,323 | \$832 | \$458 | \$815 | \$650 | \$9,078 |

Expenditures by Fund for Districts

| | | Maintenance & Operation CSF & IIF Expenditures | Capital Expenditures | Facilities Expenditures | State & Federal Project Expenditures | Other Expenditures | Total Expenditures |
|---|------------------|---|-------------------------|----------------------------|---|-----------------------|-----------------------|
| Coconino County | | | | | | | |
| CAVIAT Coconino Assoc for Vocation Industry and | 030801000 | \$1,976,894 | \$131,900 | \$0 | \$0 | \$0 | \$2,108,794 |
| Total Attending ADM: 678.310 | Per ADM Amounts: | \$2,914 | \$194 | \$0 | \$0 | \$0 | \$3,109 |
| Chevelon Butte School District | 030305000 | \$378,434 | \$38,599 | \$0 | \$52,475 | \$40,317 | \$509,825 |
| Total Attending ADM: 0.000 | Per ADM Amounts: | | | | | | |
| Coconino County Regional Accommodation SD | 030199000 | \$1,006,105 | \$65,271 | \$0 | \$252,013 | \$18,321 | \$1,341,710 |
| Total Attending ADM: 136.245 | Per ADM Amounts: | \$7,385 | \$479 | \$0 | \$1,850 | \$134 | \$9,848 |
| Flagstaff Unified District | 030201000 | \$69,807,422 | \$3,798,128 | \$12,339,094 | \$9,409,379 | \$6,153,873 | \$101,507,896 |
| Total Attending ADM: 10,666.982 | Per ADM Amounts: | \$6,544 | \$356 | \$1,157 | \$882 | \$577 | \$9,516 |
| Fredonia-Moccasin Unified District | 030206000 | \$2,072,197 | \$203,940 | \$99,326 | \$619,740 | \$255,532 | \$3,250,735 |
| Total Attending ADM: 357.480 | Per ADM Amounts: | \$5,797 | \$570 | \$278 | \$1,734 | \$715 | \$9,093 |
| Grand Canyon Unified District | 030204000 | \$2,871,001 | \$572,298 | \$576,364 | \$314,750 | \$281,885 | \$4,616,298 |
| Total Attending ADM: 280.030 | Per ADM Amounts: | \$10,252 | \$2,044 | \$2,058 | \$1,124 | \$1,007 | \$16,485 |
| Maine Consolidated School District | 030310000 | \$1,660,423 | \$77,474 | \$25,470 | \$164,054 | \$53,216 | \$1,980,637 |
| Total Attending ADM: 102.828 | Per ADM Amounts: | \$16,148 | \$753 | \$248 | \$1,595 | \$518 | \$19,262 |
| Page Unified District | 030208000 | \$19,767,606 | \$3,623,213 | \$3,867,637 | \$4,888,573 | \$1,955,764 | \$34,102,793 |
| Total Attending ADM: 2,877.718 | Per ADM Amounts: | \$6,869 | \$1,259 | \$1,344 | \$1,699 | \$680 | \$11,851 |
| Tuba City Unified District | 030215000 | \$23,371,406 | \$5,610,029 | \$818,589 | \$5,759,870 | \$1,859,841 | \$37,419,735 |
| Total Attending ADM: 2,103.378 | Per ADM Amounts: | \$11,111 | \$2,667 | \$389 | \$2,738 | \$884 | \$17,790 |
| Williams Unified District | 030202000 | \$4,779,359 | \$347,548 | \$583,834 | \$1,380,151 | \$700,267 | \$7,791,159 |
| Total Attending ADM: 734.912 | Per ADM Amounts: | \$6,503 | \$473 | \$794 | \$1,878 | \$953 | \$10,601 |
| Coconino Totals | | \$127,690,847 | \$14,468,400 | \$18,310,314 | \$22,841,005 | \$11,319,016 | \$194,629,583 |
| Total Attending ADM: 17,937.883 | Per ADM Amounts: | \$7,119 | \$807 | \$1,021 | \$1,273 | \$631 | \$10,850 |

Expenditures by Fund for Districts

| | | Maintenance & Operation CSF & IIF Expenditures | Capital Expenditures | Facilities Expenditures | State & Federal Project Expenditures | Other Expenditures | Total Expenditures |
|--------------------------------------|------------------|---|-------------------------|----------------------------|---|-----------------------|-----------------------|
| Gila County | | | | | | | |
| Gila County Regional School District | 040149000 | \$468,724 | \$0 | \$0 | \$85,400 | \$20,551 | \$574,675 |
| Total Attending ADM: 91.720 | Per ADM Amounts: | \$5,110 | \$0 | \$0 | \$931 | \$224 | \$6,266 |
| Globe Unified District | 040201000 | \$10,597,740 | \$788,734 | \$889,637 | \$1,776,021 | \$540,095 | \$14,592,227 |
| Total Attending ADM: 1,887.680 | Per ADM Amounts: | \$5,614 | \$418 | \$471 | \$941 | \$286 | \$7,730 |
| Hayden-Winkelman Unified District | 040241000 | \$2,959,926 | \$123,449 | \$1,971,869 | \$375,877 | \$370,814 | \$5,801,935 |
| Total Attending ADM: 412.955 | Per ADM Amounts: | \$7,168 | \$299 | \$4,775 | \$910 | \$898 | \$14,050 |
| Miami Unified District | 040240000 | \$6,609,973 | \$483,320 | \$366,189 | \$964,629 | \$635,561 | \$9,059,672 |
| Total Attending ADM: 1,098.378 | Per ADM Amounts: | \$6,018 | \$440 | \$333 | \$878 | \$579 | \$8,248 |
| Payson Unified District | 040210000 | \$16,134,396 | \$1,536,428 | \$2,096,745 | \$1,962,439 | \$1,202,849 | \$22,932,857 |
| Total Attending ADM: 2,699.125 | Per ADM Amounts: | \$5,978 | \$569 | \$777 | \$727 | \$446 | \$8,496 |
| Pine Strawberry Elementary District | 040312000 | \$1,783,616 | \$196,081 | \$17,099 | \$191,072 | \$89,829 | \$2,277,697 |
| Total Attending ADM: 106.250 | Per ADM Amounts: | \$16,787 | \$1,845 | \$161 | \$1,798 | \$845 | \$21,437 |
| San Carlos Unified District | 040220000 | \$10,251,112 | \$4,232,969 | \$290,930 | \$2,435,047 | \$1,182,916 | \$18,392,974 |
| Total Attending ADM: 1,155.635 | Per ADM Amounts: | \$8,871 | \$3,663 | \$252 | \$2,107 | \$1,024 | \$15,916 |
| Tonto Basin Elementary District | 040333000 | \$856,413 | \$25,066 | \$15,051 | \$63,561 | \$68,352 | \$1,028,443 |
| Total Attending ADM: 72.490 | Per ADM Amounts: | \$11,814 | \$346 | \$208 | \$877 | \$943 | \$14,187 |
| Young Elementary District | 040305000 | \$1,090,382 | \$12,896 | \$825 | \$192,600 | \$35,772 | \$1,332,475 |
| Total Attending ADM: 61.259 | Per ADM Amounts: | \$17,800 | \$211 | \$13 | \$3,144 | \$584 | \$21,751 |
| Gila Totals | | \$50,752,282 | \$7,398,943 | \$5,648,345 | \$8,046,646 | \$4,146,739 | \$75,992,954 |
| Total Attending ADM: 7,585.492 | Per ADM Amounts: | \$6,691 | \$975 | \$745 | \$1,061 | \$547 | \$10,018 |

Expenditures by Fund for Districts

| | | Maintenance & Operation CSF & IIF Expenditures | Capital Expenditures | Facilities Expenditures | State & Federal Project Expenditures | Other Expenditures | Total Expenditures |
|--------------------------------|------------------|---|-------------------------|----------------------------|---|-----------------------|-----------------------|
| Graham County | | | | | | | |
| Bonita Elementary District | 050316000 | \$1,179,756 | \$38,431 | \$11,457 | \$40,968 | \$36,781 | \$1,307,393 |
| Total Attending ADM: 96.925 | Per ADM Amounts: | \$12,172 | \$397 | \$118 | \$423 | \$379 | \$13,489 |
| Ft Thomas Unified District | 050207000 | \$4,543,092 | \$2,530,315 | \$194,922 | \$1,789,306 | \$299,892 | \$9,357,527 |
| Total Attending ADM: 477.845 | Per ADM Amounts: | \$9,507 | \$5,295 | \$408 | \$3,745 | \$628 | \$19,583 |
| Gila Institute for Technology | 050802000 | \$1,278,840 | \$140,758 | \$0 | \$4,648 | \$2,845 | \$1,427,091 |
| Total Attending ADM: 391.718 | Per ADM Amounts: | \$3,265 | \$359 | \$0 | \$12 | \$7 | \$3,643 |
| Klondyke Elementary District | 050309000 | \$88,734 | \$23,753 | \$0 | \$44 | \$0 | \$112,531 |
| Total Attending ADM: 0.000 | Per ADM Amounts: | | | | | | |
| Pima Unified District | 050206000 | \$3,970,926 | \$261,984 | \$548,496 | \$678,118 | \$486,055 | \$5,945,579 |
| Total Attending ADM: 637.580 | Per ADM Amounts: | \$6,228 | \$411 | \$860 | \$1,064 | \$762 | \$9,325 |
| Safford Unified District | 050201000 | \$14,605,632 | \$3,362,637 | \$958,976 | \$2,511,832 | \$555,890 | \$21,994,967 |
| Total Attending ADM: 2,769.400 | Per ADM Amounts: | \$5,274 | \$1,214 | \$346 | \$907 | \$201 | \$7,942 |
| Solomon Elementary District | 050305000 | \$1,430,790 | \$57,066 | \$69,714 | \$182,898 | \$77,906 | \$1,818,374 |
| Total Attending ADM: 156.785 | Per ADM Amounts: | \$9,126 | \$364 | \$445 | \$1,167 | \$497 | \$11,598 |
| Thatcher Unified District | 050204000 | \$6,234,046 | \$591,032 | \$583,066 | \$491,978 | \$739,825 | \$8,639,947 |
| Total Attending ADM: 1,213.810 | Per ADM Amounts: | \$5,136 | \$487 | \$480 | \$405 | \$610 | \$7,118 |
| Graham Totals | | \$33,331,816 | \$7,005,976 | \$2,366,631 | \$5,699,792 | \$2,199,194 | \$50,603,409 |
| Total Attending ADM: 5,744.063 | Per ADM Amounts: | \$5,803 | \$1,220 | \$412 | \$992 | \$383 | \$8,810 |

| Expenditures by Fund for Districts | | Maintenance & Operation CSF & IIF Expenditures | Capital Expenditures | Facilities Expenditures | State & Federal Project Expenditures | Other Expenditures | Total Expenditures |
|------------------------------------|------------------|---|-------------------------|----------------------------|---|-----------------------|-----------------------|
| Greenlee County | | | | | | | |
| Blue Elementary District | 060322000 | \$69,161 | \$64 | \$250 | \$25,417 | \$270 | \$95,162 |
| Total Attending ADM: 2.800 | Per ADM Amounts: | \$24,700 | \$23 | \$89 | \$9,078 | \$96 | \$33,986 |
| Clifton Unified District | 060203000 | \$1,253,590 | \$45,417 | \$387,600 | \$132,448 | \$114,109 | \$1,933,164 |
| Total Attending ADM: 127.800 | Per ADM Amounts: | \$9,809 | \$355 | \$3,033 | \$1,036 | \$893 | \$15,126 |
| Duncan Unified District | 060202000 | \$3,102,675 | \$235,850 | \$318,181 | \$322,189 | \$182,298 | \$4,161,193 |
| Total Attending ADM: 461.592 | Per ADM Amounts: | \$6,722 | \$511 | \$689 | \$698 | \$395 | \$9,015 |
| Eagle Elementary District | 060345000 | \$4,052 | \$0 | \$0 | \$0 | \$0 | \$4,052 |
| Total Attending ADM: 0.000 | Per ADM Amounts: | | | | | | |
| Morenci Unified District | 060218000 | \$5,879,100 | \$519,358 | \$560,020 | \$269,053 | \$510,614 | \$7,738,145 |
| Total Attending ADM: 1,027.865 | Per ADM Amounts: | \$5,720 | \$505 | \$545 | \$262 | \$497 | \$7,528 |
| Greenlee Totals | | \$10,308,578 | \$800,689 | \$1,266,051 | \$749,107 | \$807,291 | \$13,931,716 |
| Total Attending ADM: 1,620.057 | Per ADM Amounts: | \$6,363 | \$494 | \$781 | \$462 | \$498 | \$8,600 |

Expenditures by Fund for Districts

| | | Maintenance & Operation CSF & IIF Expenditures | Capital Expenditures | Facilities Expenditures | State & Federal Project Expenditures | Other Expenditures | Total Expenditures |
|---|------------------|---|-------------------------|----------------------------|---|-----------------------|-----------------------|
| La Paz County | | | | | | | |
| Bicentennial Union High School District | 150576000 | \$1,564,197 | \$126,800 | \$359,749 | \$241,286 | \$68,612 | \$2,360,644 |
| Total Attending ADM: 129.018 | Per ADM Amounts: | \$12,124 | \$983 | \$2,788 | \$1,870 | \$532 | \$18,297 |
| Bouse Elementary District | 150426000 | \$603,448 | \$52,082 | \$264 | \$66,326 | \$50,938 | \$773,058 |
| Total Attending ADM: 47.295 | Per ADM Amounts: | \$12,759 | \$1,101 | \$6 | \$1,402 | \$1,077 | \$16,345 |
| Parker Unified School District | 150227000 | \$13,405,987 | \$1,503,331 | \$554,785 | \$1,824,878 | \$980,385 | \$18,269,366 |
| Total Attending ADM: 1,900.115 | Per ADM Amounts: | \$7,055 | \$791 | \$292 | \$960 | \$516 | \$9,615 |
| Quartzsite Elementary District | 150404000 | \$1,927,710 | \$124,176 | \$228,574 | \$160,330 | \$208,822 | \$2,649,612 |
| Total Attending ADM: 259.890 | Per ADM Amounts: | \$7,417 | \$478 | \$880 | \$617 | \$804 | \$10,195 |
| Salome Consolidated Elementary District | 150430000 | \$1,123,927 | \$40,434 | \$67,719 | \$209,435 | \$86,682 | \$1,528,197 |
| Total Attending ADM: 101.375 | Per ADM Amounts: | \$11,087 | \$399 | \$668 | \$2,066 | \$855 | \$15,075 |
| Wenden Elementary District | 150419000 | \$1,074,119 | \$62,963 | \$2,945 | \$101,802 | \$99,652 | \$1,341,481 |
| Total Attending ADM: 77.025 | Per ADM Amounts: | \$13,945 | \$817 | \$38 | \$1,322 | \$1,294 | \$17,416 |
| La Paz Totals | | \$19,699,388 | \$1,909,786 | \$1,214,036 | \$2,604,057 | \$1,495,091 | \$26,922,358 |
| Total Attending ADM: 2,514.718 | Per ADM Amounts: | \$7,834 | \$759 | \$483 | \$1,036 | \$595 | \$10,706 |

Expenditures by Fund for Districts

Maintenance
& Operation
CSF & IIF
ExpendituresCapital
ExpendituresFacilities
ExpendituresState &
Federal
Project
ExpendituresOther
ExpendituresTotal
Expenditures

Maricopa County

| | | | | | | | |
|--------------------------------------|------------------|---------------|--------------|--------------|--------------|--------------|---------------|
| Agua Fria Union High School District | 070516000 | \$31,668,364 | \$2,473,890 | \$3,900,304 | \$1,935,549 | \$4,908,805 | \$44,886,912 |
| Total Attending ADM: 5,360.148 | Per ADM Amounts: | \$5,908 | \$462 | \$728 | \$361 | \$916 | \$8,374 |
| Aguila Elementary District | 070363000 | \$1,646,238 | \$79,765 | \$61 | \$577,800 | \$16,403 | \$2,320,267 |
| Total Attending ADM: 185.565 | Per ADM Amounts: | \$8,871 | \$430 | \$0 | \$3,114 | \$88 | \$12,504 |
| Alhambra Elementary District | 070468000 | \$78,868,931 | \$17,432,350 | \$6,943,034 | \$14,498,960 | \$9,677,793 | \$127,421,068 |
| Total Attending ADM: 14,624.575 | Per ADM Amounts: | \$5,393 | \$1,192 | \$475 | \$991 | \$662 | \$8,713 |
| Arlington Elementary District | 070447000 | \$1,694,943 | \$71,477 | \$207,609 | \$353,202 | \$196,282 | \$2,523,513 |
| Total Attending ADM: 236.025 | Per ADM Amounts: | \$7,181 | \$303 | \$880 | \$1,496 | \$832 | \$10,692 |
| Avondale Elementary District | 070444000 | \$31,190,228 | \$2,004,671 | \$1,757,392 | \$3,795,044 | \$3,066,517 | \$41,813,852 |
| Total Attending ADM: 5,761.415 | Per ADM Amounts: | \$5,414 | \$348 | \$305 | \$659 | \$532 | \$7,258 |
| Balsz Elementary District | 070431000 | \$18,978,726 | \$681,953 | \$2,228,144 | \$3,796,817 | \$2,616,524 | \$28,302,164 |
| Total Attending ADM: 3,318.285 | Per ADM Amounts: | \$5,719 | \$206 | \$671 | \$1,144 | \$789 | \$8,529 |
| Buckeye Elementary District | 070433000 | \$18,598,162 | \$1,926,810 | \$17,151,644 | \$1,470,220 | \$1,406,612 | \$40,553,448 |
| Total Attending ADM: 3,510.510 | Per ADM Amounts: | \$5,298 | \$549 | \$4,886 | \$419 | \$401 | \$11,552 |
| Buckeye Union High School District | 070501000 | \$14,844,153 | \$1,033,017 | \$20,404,169 | \$984,730 | \$2,171,587 | \$39,437,656 |
| Total Attending ADM: 2,596.692 | Per ADM Amounts: | \$5,717 | \$398 | \$7,858 | \$379 | \$836 | \$15,188 |
| Cartwright Elementary District | 070483000 | \$106,899,018 | \$10,618,289 | \$1,416,203 | \$20,928,363 | \$9,890,171 | \$149,752,044 |
| Total Attending ADM: 19,187.850 | Per ADM Amounts: | \$5,571 | \$553 | \$74 | \$1,091 | \$515 | \$7,805 |
| Cave Creek Unified District | 070293000 | \$34,811,371 | \$2,266,031 | \$11,710,243 | \$1,873,159 | \$5,775,034 | \$56,435,838 |
| Total Attending ADM: 5,642.220 | Per ADM Amounts: | \$6,170 | \$402 | \$2,075 | \$332 | \$1,024 | \$10,002 |
| Chandler Unified District | 070280000 | \$182,974,788 | \$8,980,531 | \$74,034,007 | \$10,896,279 | \$18,639,274 | \$295,524,879 |
| Total Attending ADM: 31,997.015 | Per ADM Amounts: | \$5,718 | \$281 | \$2,314 | \$341 | \$583 | \$9,236 |
| Creighton Elementary District | 070414000 | \$44,264,454 | \$2,935,048 | \$5,548,500 | \$10,657,665 | \$1,176,704 | \$64,582,371 |
| Total Attending ADM: 7,322.675 | Per ADM Amounts: | \$6,045 | \$401 | \$758 | \$1,455 | \$161 | \$8,820 |
| Deer Valley Unified District | 070297000 | \$188,299,503 | \$14,091,379 | \$40,329,096 | \$11,307,095 | \$22,539,573 | \$276,566,646 |
| Total Attending ADM: 34,322.670 | Per ADM Amounts: | \$5,486 | \$411 | \$1,175 | \$329 | \$657 | \$8,058 |
| Dysart Unified District | 070289000 | \$112,675,375 | \$11,063,365 | \$57,824,639 | \$8,669,611 | \$9,927,094 | \$200,160,084 |
| Total Attending ADM: 19,626.942 | Per ADM Amounts: | \$5,741 | \$564 | \$2,946 | \$442 | \$506 | \$10,198 |

Expenditures by Fund for Districts

| | | Maintenance & Operation CSF & IIF Expenditures | Capital Expenditures | Facilities Expenditures | State & Federal Project Expenditures | Other Expenditures | Total Expenditures |
|-------------------------------------|------------------|---|-------------------------|----------------------------|---|-----------------------|-----------------------|
| Maricopa County | | | | | | | |
| East Valley Institute of Technology | 070801000 | \$28,882,592 | \$13,309,865 | \$668,338 | \$989,939 | \$629,378 | \$44,480,112 |
| Total Attending ADM: 7,567.118 | Per ADM Amounts: | \$3,817 | \$1,759 | \$88 | \$131 | \$83 | \$5,878 |
| Fountain Hills Unified District | 070298000 | \$13,814,294 | \$1,598,389 | \$6,605,969 | \$633,731 | \$1,803,100 | \$24,455,483 |
| Total Attending ADM: 2,306.642 | Per ADM Amounts: | \$5,989 | \$693 | \$2,864 | \$275 | \$782 | \$10,602 |
| Fowler Elementary District | 070445000 | \$23,014,597 | \$2,084,862 | \$1,249,313 | \$3,493,621 | \$2,894,656 | \$32,737,049 |
| Total Attending ADM: 4,193.060 | Per ADM Amounts: | \$5,489 | \$497 | \$298 | \$833 | \$690 | \$7,807 |
| Gila Bend Unified District | 070224000 | \$3,047,103 | \$158,402 | \$232,970 | \$585,199 | \$222,364 | \$4,246,038 |
| Total Attending ADM: 443.480 | Per ADM Amounts: | \$6,871 | \$357 | \$525 | \$1,320 | \$501 | \$9,574 |
| Gilbert Unified District | 070241000 | \$195,589,575 | \$20,054,226 | \$29,457,457 | \$8,907,137 | \$26,165,117 | \$280,173,512 |
| Total Attending ADM: 35,799.072 | Per ADM Amounts: | \$5,464 | \$560 | \$823 | \$249 | \$731 | \$7,826 |
| Glendale Elementary District | 070440000 | \$71,730,988 | \$5,408,531 | \$2,368,063 | \$10,881,525 | \$15,330,000 | \$105,719,107 |
| Total Attending ADM: 13,031.545 | Per ADM Amounts: | \$5,504 | \$415 | \$182 | \$835 | \$1,176 | \$8,113 |
| Glendale Union High School District | 070505000 | \$97,600,899 | \$3,674,050 | \$17,890,139 | \$9,582,035 | \$10,489,243 | \$139,236,366 |
| Total Attending ADM: 14,800.670 | Per ADM Amounts: | \$6,594 | \$248 | \$1,209 | \$647 | \$709 | \$9,407 |
| Higley Unified School District | 070260000 | \$40,869,802 | \$2,217,880 | \$29,820,624 | \$961,346 | \$6,549,171 | \$80,418,823 |
| Total Attending ADM: 7,697.265 | Per ADM Amounts: | \$5,310 | \$288 | \$3,874 | \$125 | \$851 | \$10,448 |
| Isaac Elementary District | 070405000 | \$47,520,060 | \$4,667,920 | \$1,027,958 | \$12,006,333 | \$3,839,037 | \$69,061,308 |
| Total Attending ADM: 7,812.695 | Per ADM Amounts: | \$6,082 | \$597 | \$132 | \$1,537 | \$491 | \$8,840 |
| Kyrene Elementary District | 070428000 | \$103,839,203 | \$11,007,017 | \$21,803,024 | \$6,981,623 | \$22,737,267 | \$166,368,134 |
| Total Attending ADM: 17,096.498 | Per ADM Amounts: | \$6,074 | \$644 | \$1,275 | \$408 | \$1,330 | \$9,731 |
| Laveen Elementary District | 070459000 | \$14,516,338 | \$1,348,157 | \$20,908,201 | \$1,654,140 | \$1,457,775 | \$39,884,611 |
| Total Attending ADM: 3,322.625 | Per ADM Amounts: | \$4,369 | \$406 | \$6,293 | \$498 | \$439 | \$12,004 |
| Liberty Elementary District | 070425000 | \$17,735,874 | \$1,428,272 | \$1,293,937 | \$997,399 | \$1,327,225 | \$22,782,707 |
| Total Attending ADM: 3,095.350 | Per ADM Amounts: | \$5,730 | \$461 | \$418 | \$322 | \$429 | \$7,360 |
| Litchfield Elementary District | 070479000 | \$44,250,452 | \$2,727,271 | \$5,099,807 | \$1,535,004 | \$5,022,576 | \$58,635,110 |
| Total Attending ADM: 8,271.215 | Per ADM Amounts: | \$5,350 | \$330 | \$617 | \$186 | \$607 | \$7,089 |
| Littleton Elementary District | 070465000 | \$21,219,280 | \$1,662,343 | \$6,324,960 | \$1,432,118 | \$2,180,378 | \$32,819,079 |
| Total Attending ADM: 4,098.730 | Per ADM Amounts: | \$5,177 | \$406 | \$1,543 | \$349 | \$532 | \$8,007 |

Expenditures by Fund for Districts

| | | Maintenance & Operation CSF & IIF Expenditures | Capital Expenditures | Facilities Expenditures | State & Federal Project Expenditures | Other Expenditures | Total Expenditures |
|-----------------------------------|------------------|---|-------------------------|----------------------------|---|-----------------------|-----------------------|
| Maricopa County | | | | | | | |
| Madison Elementary District | 070438000 | \$33,535,072 | \$5,440,198 | \$8,512,548 | \$2,594,955 | \$7,463,495 | \$57,546,268 |
| Total Attending ADM: 4,811.165 | Per ADM Amounts: | \$6,970 | \$1,131 | \$1,769 | \$539 | \$1,551 | \$11,961 |
| Maricopa County Regional District | 070199000 | \$7,640,213 | \$568,121 | \$171,312 | \$1,787,993 | \$1,031,455 | \$11,199,094 |
| Total Attending ADM: 1,261.635 | Per ADM Amounts: | \$6,056 | \$450 | \$136 | \$1,417 | \$818 | \$8,877 |
| Mesa Unified District | 070204000 | \$423,029,194 | \$20,661,568 | \$39,376,670 | \$43,110,740 | \$82,323,972 | \$608,502,144 |
| Total Attending ADM: 68,838.442 | Per ADM Amounts: | \$6,145 | \$300 | \$572 | \$626 | \$1,196 | \$8,840 |
| Mobile Elementary District | 070386000 | \$542,882 | \$31,507 | \$21,476 | \$21,356 | \$2,995 | \$620,216 |
| Total Attending ADM: 18.945 | Per ADM Amounts: | \$28,656 | \$1,663 | \$1,134 | \$1,127 | \$158 | \$32,738 |
| Morristown Elementary District | 070375000 | \$1,443,572 | \$118,579 | \$1,979 | \$121,011 | \$216,707 | \$1,901,848 |
| Total Attending ADM: 127.370 | Per ADM Amounts: | \$11,334 | \$931 | \$16 | \$950 | \$1,701 | \$14,932 |
| Murphy Elementary District | 070421000 | \$14,656,383 | \$681,086 | \$1,811,162 | \$6,147,263 | \$3,542,785 | \$26,838,679 |
| Total Attending ADM: 2,432.595 | Per ADM Amounts: | \$6,025 | \$280 | \$745 | \$2,527 | \$1,456 | \$11,033 |
| Nadaburg Elementary District | 070381000 | \$6,081,178 | \$398,735 | \$501,906 | \$618,217 | \$584,596 | \$8,184,632 |
| Total Attending ADM: 717.245 | Per ADM Amounts: | \$8,479 | \$556 | \$700 | \$862 | \$815 | \$11,411 |
| Osborn Elementary District | 070408000 | \$21,295,086 | \$1,236,425 | \$3,638,606 | \$5,063,534 | \$2,201,319 | \$33,434,970 |
| Total Attending ADM: 3,558.140 | Per ADM Amounts: | \$5,985 | \$347 | \$1,023 | \$1,423 | \$619 | \$9,397 |
| Palo Verde Elementary District | 070449000 | \$2,406,186 | \$303,669 | \$67,944 | \$347,653 | \$241,455 | \$3,366,907 |
| Total Attending ADM: 388.480 | Per ADM Amounts: | \$6,194 | \$782 | \$175 | \$895 | \$622 | \$8,667 |
| Paloma Elementary District | 070394000 | \$722,229 | \$48,018 | \$9,684 | \$54,816 | \$40,527 | \$875,274 |
| Total Attending ADM: 62.150 | Per ADM Amounts: | \$11,621 | \$773 | \$156 | \$882 | \$652 | \$14,083 |
| Paradise Valley Unified District | 070269000 | \$196,456,459 | \$17,017,681 | \$50,644,332 | \$14,267,432 | \$23,020,005 | \$301,405,909 |
| Total Attending ADM: 32,786.022 | Per ADM Amounts: | \$5,992 | \$519 | \$1,545 | \$435 | \$702 | \$9,193 |
| Pendergast Elementary District | 070492000 | \$55,145,681 | \$5,311,706 | \$6,423,397 | \$4,464,768 | \$10,801,745 | \$82,147,297 |
| Total Attending ADM: 9,999.790 | Per ADM Amounts: | \$5,515 | \$531 | \$642 | \$446 | \$1,080 | \$8,215 |
| Peoria Unified School District | 070211000 | \$213,258,175 | \$6,871,726 | \$42,884,344 | \$12,756,280 | \$20,444,502 | \$296,215,027 |
| Total Attending ADM: 36,500.240 | Per ADM Amounts: | \$5,843 | \$188 | \$1,175 | \$349 | \$560 | \$8,115 |
| Phoenix Elementary District | 070401000 | \$52,655,157 | \$6,635,274 | \$11,485,918 | \$15,503,380 | \$13,438,934 | \$99,718,663 |
| Total Attending ADM: 7,484.428 | Per ADM Amounts: | \$7,035 | \$887 | \$1,535 | \$2,071 | \$1,796 | \$13,323 |

Expenditures by Fund for Districts

| | | Maintenance & Operation CSF & IIF Expenditures | Capital Expenditures | Facilities Expenditures | State & Federal Project Expenditures | Other Expenditures | Total Expenditures |
|--|------------------|---|-------------------------|----------------------------|---|-----------------------|-----------------------|
| Maricopa County | | | | | | | |
| Phoenix Union High School District | 070510000 | \$202,902,672 | \$12,913,056 | \$37,011,732 | \$25,852,788 | \$10,126,872 | \$288,807,120 |
| Total Attending ADM: 24,031.775 | Per ADM Amounts: | \$8,443 | \$537 | \$1,540 | \$1,076 | \$421 | \$12,018 |
| Queen Creek Unified District | 070295000 | \$25,453,685 | \$1,065,246 | \$4,055,514 | \$1,920,846 | \$3,297,979 | \$35,793,270 |
| Total Attending ADM: 4,151.728 | Per ADM Amounts: | \$6,131 | \$257 | \$977 | \$463 | \$794 | \$8,621 |
| Riverside Elementary District | 070402000 | \$4,552,736 | \$621,012 | \$1,803,903 | \$503,344 | \$431,486 | \$7,912,481 |
| Total Attending ADM: 783.188 | Per ADM Amounts: | \$5,813 | \$793 | \$2,303 | \$643 | \$551 | \$10,103 |
| Roosevelt Elementary District | 070466000 | \$72,671,565 | \$3,553,077 | \$4,383,560 | \$17,317,221 | \$7,331,498 | \$105,256,921 |
| Total Attending ADM: 11,867.015 | Per ADM Amounts: | \$6,124 | \$299 | \$369 | \$1,459 | \$618 | \$8,870 |
| Saddle Mountain Unified School District | 070290000 | \$7,582,024 | \$2,265,876 | \$19,747,853 | \$762,045 | \$661,789 | \$31,019,587 |
| Total Attending ADM: 1,147.155 | Per ADM Amounts: | \$6,609 | \$1,975 | \$17,215 | \$664 | \$577 | \$27,040 |
| Scottsdale Unified District | 070248000 | \$166,436,665 | \$7,108,420 | \$169,961,534 | \$11,088,506 | \$27,141,906 | \$381,737,031 |
| Total Attending ADM: 25,380.788 | Per ADM Amounts: | \$6,558 | \$280 | \$6,696 | \$437 | \$1,069 | \$15,040 |
| Sentinel Elementary District | 070371000 | \$719,389 | \$61,054 | \$0 | \$19,228 | \$28,142 | \$827,813 |
| Total Attending ADM: 34.360 | Per ADM Amounts: | \$20,937 | \$1,777 | \$0 | \$560 | \$819 | \$24,092 |
| Tempe School District | 070403000 | \$85,676,921 | \$5,453,705 | \$12,569,224 | \$10,744,019 | \$8,845,868 | \$123,289,737 |
| Total Attending ADM: 12,453.080 | Per ADM Amounts: | \$6,880 | \$438 | \$1,009 | \$863 | \$710 | \$9,900 |
| Tempe Union High School District | 070513000 | \$77,444,964 | \$4,935,260 | \$26,374,890 | \$6,137,000 | \$11,368,921 | \$126,261,035 |
| Total Attending ADM: 13,203.858 | Per ADM Amounts: | \$5,865 | \$374 | \$1,998 | \$465 | \$861 | \$9,562 |
| Tolleson Elementary District | 070417000 | \$15,417,596 | \$1,561,412 | \$1,441,516 | \$1,699,948 | \$2,329,276 | \$22,449,748 |
| Total Attending ADM: 2,709.750 | Per ADM Amounts: | \$5,690 | \$576 | \$532 | \$627 | \$860 | \$8,285 |
| Tolleson Union High School District | 070514000 | \$45,340,543 | \$5,681,547 | \$13,055,998 | \$2,133,484 | \$4,346,609 | \$70,558,181 |
| Total Attending ADM: 7,916.790 | Per ADM Amounts: | \$5,727 | \$718 | \$1,649 | \$269 | \$549 | \$8,912 |
| Union Elementary District | 070462000 | \$8,186,472 | \$705,344 | \$10,723,392 | \$393,258 | \$80,150 | \$20,088,616 |
| Total Attending ADM: 1,325.935 | Per ADM Amounts: | \$6,174 | \$532 | \$8,087 | \$297 | \$60 | \$15,151 |
| Washington Elementary School District | 070406000 | \$140,463,717 | \$7,572,826 | \$23,283,420 | \$23,396,016 | \$32,038,446 | \$226,754,425 |
| Total Attending ADM: 23,035.320 | Per ADM Amounts: | \$6,098 | \$329 | \$1,011 | \$1,016 | \$1,391 | \$9,844 |
| West-MEC - Western Maricopa Education Center | 070802000 | \$13,818,963 | \$63,487 | \$0 | \$0 | \$77,745 | \$13,960,195 |
| Total Attending ADM: 4,669.325 | Per ADM Amounts: | \$2,960 | \$14 | \$0 | \$0 | \$17 | \$2,990 |

| Expenditures by Fund for Districts | | Maintenance & Operation CSF & IIF Expenditures | Capital Expenditures | Facilities Expenditures | State & Federal Project Expenditures | Other Expenditures | Total Expenditures |
|------------------------------------|------------------|---|-------------------------|----------------------------|---|-----------------------|-----------------------|
| Maricopa County | | | | | | | |
| Wickenburg Unified District | 070209000 | \$9,225,765 | \$766,536 | \$7,259,897 | \$729,803 | \$1,073,253 | \$19,055,254 |
| Total Attending ADM: 1,421.340 | Per ADM Amounts: | \$6,491 | \$539 | \$5,108 | \$513 | \$755 | \$13,407 |
| Wilson Elementary District | 070407000 | \$8,934,788 | \$1,772,122 | \$2,511,903 | \$2,730,220 | \$1,200,097 | \$17,149,130 |
| Total Attending ADM: 1,216.120 | Per ADM Amounts: | \$7,347 | \$1,457 | \$2,066 | \$2,245 | \$987 | \$14,102 |
| Maricopa Totals | | \$3,504,741,243 | \$268,430,034 | \$887,941,419 | \$364,672,768 | \$468,390,190 | \$5,494,175,654 |
| Total Attending ADM: 587,562.726 | Per ADM Amounts: | \$5,965 | \$457 | \$1,511 | \$621 | \$797 | \$9,351 |

Expenditures by Fund for Districts

| | | Maintenance & Operation CSF & IIF Expenditures | Capital Expenditures | Facilities Expenditures | State & Federal Project Expenditures | Other Expenditures | Total Expenditures |
|---|------------------|---|-------------------------|----------------------------|---|-----------------------|-----------------------|
| Mohave County | | | | | | | |
| Bullhead City School District | 080415000 | \$17,214,193 | \$2,947,888 | \$3,952,246 | \$3,482,042 | \$149,653 | \$27,746,022 |
| Total Attending ADM: 3,687.125 | Per ADM Amounts: | \$4,669 | \$800 | \$1,072 | \$944 | \$41 | \$7,525 |
| Colorado City Unified District | 080214000 | \$2,363,591 | \$295,492 | \$184,762 | \$1,519,449 | \$93,501 | \$4,456,795 |
| Total Attending ADM: 391.275 | Per ADM Amounts: | \$6,041 | \$755 | \$472 | \$3,883 | \$239 | \$11,390 |
| Colorado River Union High School District | 080502000 | \$12,282,393 | \$1,502,459 | \$2,958,677 | \$1,804,121 | \$1,751,074 | \$20,298,724 |
| Total Attending ADM: 2,442.780 | Per ADM Amounts: | \$5,028 | \$615 | \$1,211 | \$739 | \$717 | \$8,310 |
| Hackberry School District | 080303000 | \$852,658 | \$47,422 | \$7,077 | \$75,118 | \$24,895 | \$1,007,170 |
| Total Attending ADM: 63.110 | Per ADM Amounts: | \$13,511 | \$751 | \$112 | \$1,190 | \$394 | \$15,959 |
| Kingman Unified School District | 080220000 | \$37,408,168 | \$3,701,621 | \$3,035,389 | \$6,277,026 | \$2,650,984 | \$53,073,188 |
| Total Attending ADM: 7,441.032 | Per ADM Amounts: | \$5,027 | \$497 | \$408 | \$844 | \$356 | \$7,133 |
| Lake Havasu Unified District | 080201000 | \$33,885,647 | \$3,296,372 | \$5,059,362 | \$3,763,156 | \$3,932,567 | \$49,937,104 |
| Total Attending ADM: 6,317.215 | Per ADM Amounts: | \$5,364 | \$522 | \$801 | \$596 | \$623 | \$7,905 |
| Littlefield Unified District | 080209000 | \$3,247,940 | \$371,953 | \$86,482 | \$416,270 | \$224,279 | \$4,346,924 |
| Total Attending ADM: 505.450 | Per ADM Amounts: | \$6,426 | \$736 | \$171 | \$824 | \$444 | \$8,600 |
| Mohave Valley Elementary District | 080416000 | \$9,033,256 | \$865,252 | \$1,361,900 | \$1,279,533 | \$680,172 | \$13,220,113 |
| Total Attending ADM: 1,842.655 | Per ADM Amounts: | \$4,902 | \$470 | \$739 | \$694 | \$369 | \$7,174 |
| Owens-Whitney Elementary District | 080306000 | \$559,019 | \$34,258 | \$0 | \$23,923 | \$10,043 | \$627,243 |
| Total Attending ADM: 33.915 | Per ADM Amounts: | \$16,483 | \$1,010 | \$0 | \$705 | \$296 | \$18,495 |
| Peach Springs Unified District | 080208000 | \$3,909,355 | \$378,969 | \$432,578 | \$316,804 | \$200,746 | \$5,238,452 |
| Total Attending ADM: 214.990 | Per ADM Amounts: | \$18,184 | \$1,763 | \$2,012 | \$1,474 | \$934 | \$24,366 |
| Topock Elementary District | 080412000 | \$927,946 | \$81,506 | \$132,261 | \$171,365 | \$99,533 | \$1,412,611 |
| Total Attending ADM: 127.475 | Per ADM Amounts: | \$7,279 | \$639 | \$1,038 | \$1,344 | \$781 | \$11,081 |
| Valentine Elementary District | 080322000 | \$620,793 | \$114,425 | \$3,019 | \$0 | \$0 | \$738,237 |
| Total Attending ADM: 54.855 | Per ADM Amounts: | \$11,317 | \$2,086 | \$55 | \$0 | \$0 | \$13,458 |
| Yucca Elementary District | 080313000 | \$314,228 | \$12,826 | \$11,263 | \$37,229 | \$11,348 | \$386,894 |
| Total Attending ADM: 36.890 | Per ADM Amounts: | \$8,518 | \$348 | \$305 | \$1,009 | \$308 | \$10,488 |
| Mohave Totals | | \$122,619,187 | \$13,650,443 | \$17,225,016 | \$19,166,036 | \$9,828,795 | \$182,489,477 |
| Total Attending ADM: 23,158.767 | Per ADM Amounts: | \$5,295 | \$589 | \$744 | \$828 | \$424 | \$7,880 |

Expenditures by Fund for Districts

| | | Maintenance & Operation CSF & IIF Expenditures | Capital Expenditures | Facilities Expenditures | State & Federal Project Expenditures | Other Expenditures | Total Expenditures |
|---|------------------|---|-------------------------|----------------------------|---|-----------------------|-----------------------|
| Navajo County | | | | | | | |
| Blue Ridge Unified District | 090232000 | \$15,192,492 | \$893,165 | \$3,136,802 | \$1,219,075 | \$1,584,077 | \$22,025,611 |
| Total Attending ADM: 2,702.130 | Per ADM Amounts: | \$5,622 | \$331 | \$1,161 | \$451 | \$586 | \$8,151 |
| Cedar Unified District | 090225000 | \$5,102,206 | \$477,900 | \$63,807 | \$1,595,733 | \$502,701 | \$7,742,347 |
| Total Attending ADM: 419.675 | Per ADM Amounts: | \$12,158 | \$1,139 | \$152 | \$3,802 | \$1,198 | \$18,448 |
| Heber-Overgaard Unified District | 090206000 | \$3,849,863 | \$359,328 | \$641,222 | \$526,017 | \$459,234 | \$5,835,664 |
| Total Attending ADM: 589.988 | Per ADM Amounts: | \$6,525 | \$609 | \$1,087 | \$892 | \$778 | \$9,891 |
| Holbrook Unified District | 090203000 | \$14,538,530 | \$2,389,717 | \$350,074 | \$2,355,696 | \$1,190,622 | \$20,824,639 |
| Total Attending ADM: 1,934.440 | Per ADM Amounts: | \$7,516 | \$1,235 | \$181 | \$1,218 | \$615 | \$10,765 |
| Joseph City Unified District | 090202000 | \$4,557,142 | \$257,792 | \$277,477 | \$361,540 | \$263,464 | \$5,717,415 |
| Total Attending ADM: 476.215 | Per ADM Amounts: | \$9,570 | \$541 | \$583 | \$759 | \$553 | \$12,006 |
| Kayenta Unified District | 090227000 | \$26,297,372 | \$9,034,759 | \$1,940,835 | \$3,464,212 | \$2,456,654 | \$43,193,832 |
| Total Attending ADM: 2,182.930 | Per ADM Amounts: | \$12,047 | \$4,139 | \$889 | \$1,587 | \$1,125 | \$19,787 |
| NAVIT | 090835000 | \$5,150,807 | \$1,079,032 | \$0 | \$10,680 | \$7,818 | \$6,248,337 |
| Total Attending ADM: 1,374.365 | Per ADM Amounts: | \$3,748 | \$785 | \$0 | \$8 | \$6 | \$4,546 |
| Northeast Arizona Technological Institute of Vocational | 090836000 | \$2,215,914 | \$627,786 | \$0 | \$0 | \$1,344 | \$2,845,044 |
| Total Attending ADM: 851.198 | Per ADM Amounts: | \$2,603 | \$738 | \$0 | \$0 | \$2 | \$3,342 |
| Pinon Unified District | 090204000 | \$14,412,338 | \$3,847,157 | \$6,530 | \$3,771,750 | \$1,174,303 | \$23,212,078 |
| Total Attending ADM: 1,281.930 | Per ADM Amounts: | \$11,243 | \$3,001 | \$5 | \$2,942 | \$916 | \$18,107 |
| Rainbow Accommodation School | 090199000 | \$808,663 | \$106,740 | \$1,054,101 | \$84,245 | \$43 | \$2,053,792 |
| Total Attending ADM: 23.250 | Per ADM Amounts: | \$34,781 | \$4,591 | \$45,338 | \$3,623 | \$2 | \$88,335 |
| Show Low Unified District | 090210000 | \$12,994,204 | \$1,825,480 | \$1,382,567 | \$1,882,404 | \$1,198,305 | \$19,282,960 |
| Total Attending ADM: 2,427.708 | Per ADM Amounts: | \$5,352 | \$752 | \$569 | \$775 | \$494 | \$7,943 |
| Snowflake Unified District | 090205000 | \$12,710,660 | \$716,585 | \$599,307 | \$1,592,569 | \$1,263,900 | \$16,883,021 |
| Total Attending ADM: 2,412.545 | Per ADM Amounts: | \$5,269 | \$297 | \$248 | \$660 | \$524 | \$6,998 |
| Whiteriver Unified District | 090220000 | \$34,324,745 | \$11,381,789 | \$405,948 | \$4,473,443 | \$1,538,887 | \$52,124,812 |
| Total Attending ADM: 1,954.705 | Per ADM Amounts: | \$17,560 | \$5,823 | \$208 | \$2,289 | \$787 | \$26,666 |
| Winslow Unified District | 090201000 | \$13,007,840 | \$1,177,904 | \$1,376,350 | \$2,516,728 | \$688,540 | \$18,767,362 |
| Total Attending ADM: 2,316.888 | Per ADM Amounts: | \$5,614 | \$508 | \$594 | \$1,086 | \$297 | \$8,100 |
| Navajo Totals | | \$165,162,776 | \$34,175,133 | \$11,235,020 | \$23,854,092 | \$12,329,891 | \$246,756,913 |
| Total Attending ADM: 20,947.967 | Per ADM Amounts: | \$7,884 | \$1,631 | \$536 | \$1,139 | \$589 | \$11,780 |

Expenditures by Fund for Districts

| | | Maintenance & Operation CSF & IIF Expenditures | Capital Expenditures | Facilities Expenditures | State & Federal Project Expenditures | Other Expenditures | Total Expenditures |
|---|------------------|---|-------------------------|----------------------------|---|-----------------------|-----------------------|
| Pima County | | | | | | | |
| Ajo Unified District | 100215000 | \$2,865,606 | \$212,877 | \$4,969 | \$513,127 | \$279,005 | \$3,875,584 |
| Total Attending ADM: 474.665 | Per ADM Amounts: | \$6,037 | \$448 | \$10 | \$1,081 | \$588 | \$8,165 |
| Altar Valley Elementary District | 100351000 | \$6,836,883 | \$434,887 | \$59,606 | \$1,214,851 | \$662,306 | \$9,208,533 |
| Total Attending ADM: 650.950 | Per ADM Amounts: | \$10,503 | \$668 | \$92 | \$1,866 | \$1,017 | \$14,146 |
| Amphitheater Unified District | 100210000 | \$99,362,685 | \$3,415,030 | \$20,122,455 | \$10,671,948 | \$10,618,566 | \$144,190,684 |
| Total Attending ADM: 15,803.225 | Per ADM Amounts: | \$6,287 | \$216 | \$1,273 | \$675 | \$672 | \$9,124 |
| Catalina Foothills Unified District | 100216000 | \$29,877,691 | \$1,558,083 | \$9,863,856 | \$1,316,001 | \$5,236,750 | \$47,852,381 |
| Total Attending ADM: 4,686.335 | Per ADM Amounts: | \$6,375 | \$332 | \$2,105 | \$281 | \$1,117 | \$10,211 |
| Continental Elementary District | 100339000 | \$2,829,289 | \$139,242 | \$549,649 | \$117,618 | \$146,119 | \$3,781,917 |
| Total Attending ADM: 323.760 | Per ADM Amounts: | \$8,739 | \$430 | \$1,698 | \$363 | \$451 | \$11,681 |
| Empire Elementary District | 100337000 | \$365,939 | \$0 | \$0 | \$0 | \$2,098 | \$368,037 |
| Total Attending ADM: 0.000 | Per ADM Amounts: | | | | | | |
| Flowing Wells Unified District | 100208000 | \$34,016,631 | \$1,373,695 | \$3,330,829 | \$3,998,193 | \$3,882,525 | \$46,601,873 |
| Total Attending ADM: 5,712.470 | Per ADM Amounts: | \$5,955 | \$240 | \$583 | \$700 | \$680 | \$8,158 |
| Indian Oasis-Baboquivari Unified District | 100240000 | \$8,241,900 | \$2,042,061 | \$55,498 | \$3,114,546 | \$444,429 | \$13,898,434 |
| Total Attending ADM: 1,029.540 | Per ADM Amounts: | \$8,005 | \$1,983 | \$54 | \$3,025 | \$432 | \$13,500 |
| Marana Unified District | 100206000 | \$71,927,487 | \$5,063,179 | \$19,227,041 | \$7,058,616 | \$7,472,122 | \$110,748,445 |
| Total Attending ADM: 12,685.702 | Per ADM Amounts: | \$5,670 | \$399 | \$1,516 | \$556 | \$589 | \$8,730 |
| Pima Accommodation District | 100100000 | \$893,546 | \$125,634 | \$0 | \$318,374 | \$130,056 | \$1,467,610 |
| Total Attending ADM: 141.870 | Per ADM Amounts: | \$6,298 | \$886 | \$0 | \$2,244 | \$917 | \$10,345 |
| Redington Elementary District | 100344000 | \$129,641 | \$0 | \$0 | \$0 | \$1,218 | \$130,859 |
| Total Attending ADM: 0.000 | Per ADM Amounts: | | | | | | |
| Sahuarita Unified District | 100230000 | \$21,021,227 | \$2,002,994 | \$10,132,748 | \$1,396,589 | \$5,610,489 | \$40,164,047 |
| Total Attending ADM: 3,885.200 | Per ADM Amounts: | \$5,411 | \$516 | \$2,608 | \$359 | \$1,444 | \$10,338 |
| San Fernando Elementary District | 100335000 | \$209,279 | \$162,905 | \$1,229,145 | \$7,495 | \$1,236 | \$1,610,060 |
| Total Attending ADM: 17.460 | Per ADM Amounts: | \$11,986 | \$9,330 | \$70,398 | \$429 | \$71 | \$92,214 |
| Sunnyside Unified District | 100212000 | \$96,063,650 | \$5,689,776 | \$17,257,975 | \$17,287,242 | \$13,025,699 | \$149,324,342 |
| Total Attending ADM: 16,393.475 | Per ADM Amounts: | \$5,860 | \$347 | \$1,053 | \$1,055 | \$795 | \$9,109 |

| Expenditures by Fund for Districts | | Maintenance & Operation CSF & IIF Expenditures | Capital Expenditures | Facilities Expenditures | State & Federal Project Expenditures | Other Expenditures | Total Expenditures |
|------------------------------------|------------------|---|-------------------------|----------------------------|---|-----------------------|-----------------------|
| Pima County | | | | | | | |
| Tanque Verde Unified District | 100213000 | \$10,518,987 | \$541,695 | \$1,363,600 | \$347,855 | \$1,081,226 | \$13,853,363 |
| Total Attending ADM: 1,278.335 | Per ADM Amounts: | \$8,229 | \$424 | \$1,067 | \$272 | \$846 | \$10,837 |
| Tucson Unified District | 100201000 | \$369,662,285 | \$22,059,814 | \$49,777,536 | \$51,467,317 | \$30,245,684 | \$523,212,636 |
| Total Attending ADM: 57,051.112 | Per ADM Amounts: | \$6,479 | \$387 | \$873 | \$902 | \$530 | \$9,171 |
| Vail Unified District | 100220000 | \$45,266,484 | \$2,090,242 | \$9,406,471 | \$3,413,144 | \$7,315,854 | \$67,492,195 |
| Total Attending ADM: 7,802.528 | Per ADM Amounts: | \$5,802 | \$268 | \$1,206 | \$437 | \$938 | \$8,650 |
| Pima Totals | | \$800,089,210 | \$46,912,114 | \$142,381,378 | \$102,242,916 | \$86,155,382 | \$1,177,781,000 |
| Total Attending ADM: 127,936.627 | Per ADM Amounts: | \$6,254 | \$367 | \$1,113 | \$799 | \$673 | \$9,206 |

Expenditures by Fund for Districts

Maintenance
& Operation
CSF & IIF
ExpendituresCapital
ExpendituresFacilities
ExpendituresState &
Federal
Project
ExpendituresOther
ExpendituresTotal
Expenditures

Pinal County

| | | | | | | | |
|--|------------------|--------------|-------------|--------------|-------------|-------------|--------------|
| Apache Junction Unified District | 110243000 | \$34,720,692 | \$1,615,067 | \$5,729,694 | \$3,110,169 | \$4,393,266 | \$49,568,888 |
| Total Attending ADM: 5,777.138 | Per ADM Amounts: | \$6,010 | \$280 | \$992 | \$538 | \$760 | \$8,580 |
| Casa Grande Elementary District | 110404000 | \$36,002,132 | \$2,304,595 | \$23,297,209 | \$5,166,784 | \$6,276,272 | \$73,046,992 |
| Total Attending ADM: 6,624.945 | Per ADM Amounts: | \$5,434 | \$348 | \$3,517 | \$780 | \$947 | \$11,026 |
| Casa Grande Union High School District | 110502000 | \$20,507,835 | \$1,809,890 | \$6,771,799 | \$2,184,737 | \$2,082,222 | \$33,356,483 |
| Total Attending ADM: 3,335.285 | Per ADM Amounts: | \$6,149 | \$543 | \$2,030 | \$655 | \$624 | \$10,001 |
| Central Arizona Valley Institute of Technology | 110801000 | \$1,870,222 | \$129,048 | \$0 | \$151,880 | \$0 | \$2,151,150 |
| Total Attending ADM: 674.770 | Per ADM Amounts: | \$2,772 | \$191 | \$0 | \$225 | \$0 | \$3,188 |
| Cobre Valley Institute of Technology District | 110802000 | \$707,242 | \$15,103 | \$0 | \$0 | \$0 | \$722,345 |
| Total Attending ADM: 108.152 | Per ADM Amounts: | \$6,539 | \$140 | \$0 | \$0 | \$0 | \$6,679 |
| Coolidge Unified District | 110221000 | \$24,003,642 | \$2,332,616 | \$13,146,459 | \$3,234,557 | \$2,090,080 | \$44,807,354 |
| Total Attending ADM: 4,389.110 | Per ADM Amounts: | \$5,469 | \$531 | \$2,995 | \$737 | \$476 | \$10,209 |
| Eloy Elementary District | 110411000 | \$6,372,358 | \$209,565 | \$261,694 | \$1,646,931 | \$724,491 | \$9,215,039 |
| Total Attending ADM: 1,141.975 | Per ADM Amounts: | \$5,580 | \$184 | \$229 | \$1,442 | \$634 | \$8,069 |
| Florence Unified School District | 110201000 | \$28,002,045 | \$1,950,910 | \$9,499,278 | \$1,180,272 | \$4,269,491 | \$44,901,996 |
| Total Attending ADM: 5,918.275 | Per ADM Amounts: | \$4,731 | \$330 | \$1,605 | \$199 | \$721 | \$7,587 |
| J O Combs Elementary District | 110344000 | \$14,945,785 | \$1,029,034 | \$19,989,096 | \$272,615 | \$942,789 | \$37,179,319 |
| Total Attending ADM: 2,314.745 | Per ADM Amounts: | \$6,457 | \$445 | \$8,636 | \$118 | \$407 | \$16,062 |
| Mammoth-San Manuel Unified District | 110208000 | \$7,022,820 | \$470,932 | \$1,392,284 | \$1,243,808 | \$697,025 | \$10,826,869 |
| Total Attending ADM: 1,180.205 | Per ADM Amounts: | \$5,951 | \$399 | \$1,180 | \$1,054 | \$591 | \$9,174 |
| Maricopa Unified School District | 110220000 | \$18,692,658 | \$2,021,353 | \$20,774,050 | \$922,031 | \$2,862,861 | \$45,272,953 |
| Total Attending ADM: 4,125.212 | Per ADM Amounts: | \$4,531 | \$490 | \$5,036 | \$224 | \$694 | \$10,975 |
| Mary C O'Brien Accommodation District | 110100000 | \$3,027,305 | \$542,440 | \$0 | \$1,484,580 | \$167,321 | \$5,221,646 |
| Total Attending ADM: 206.185 | Per ADM Amounts: | \$14,682 | \$2,631 | \$0 | \$7,200 | \$812 | \$25,325 |
| Oracle Elementary District | 110302000 | \$4,505,884 | \$307,118 | \$60,221 | \$504,734 | \$409,869 | \$5,787,826 |
| Total Attending ADM: 385.015 | Per ADM Amounts: | \$11,703 | \$798 | \$156 | \$1,311 | \$1,065 | \$15,033 |
| Picacho Elementary District | 110433000 | \$1,500,373 | \$84,169 | \$17,493 | \$117,922 | \$156,857 | \$1,876,814 |
| Total Attending ADM: 214.490 | Per ADM Amounts: | \$6,995 | \$392 | \$82 | \$550 | \$731 | \$8,750 |

| Expenditures by Fund for Districts | | Maintenance & Operation CSF & IIF Expenditures | Capital Expenditures | Facilities Expenditures | State & Federal Project Expenditures | Other Expenditures | Total Expenditures |
|--|------------------|---|-------------------------|----------------------------|---|-----------------------|-----------------------|
| Pinal County | | | | | | | |
| Ray Unified District | 110203000 | \$4,106,702 | \$347,667 | \$425,070 | \$682,872 | \$283,258 | \$5,845,569 |
| Total Attending ADM: 593.250 | Per ADM Amounts: | \$6,922 | \$586 | \$717 | \$1,151 | \$477 | \$9,853 |
| Red Rock Elementary District | 110405000 | \$1,265,692 | \$247,498 | \$0 | \$0 | \$357,400 | \$1,870,590 |
| Total Attending ADM: 96.150 | Per ADM Amounts: | \$13,164 | \$2,574 | \$0 | \$0 | \$3,717 | \$19,455 |
| Sacaton Elementary District | 110418000 | \$5,590,485 | \$1,335,019 | \$11,651 | \$2,202,454 | \$750,800 | \$9,890,409 |
| Total Attending ADM: 415.525 | Per ADM Amounts: | \$13,454 | \$3,213 | \$28 | \$5,300 | \$1,807 | \$23,802 |
| Santa Cruz Valley Union High School District | 110540000 | \$3,966,452 | \$515,773 | \$151,881 | \$524,979 | \$284,875 | \$5,443,960 |
| Total Attending ADM: 496.690 | Per ADM Amounts: | \$7,986 | \$1,038 | \$306 | \$1,057 | \$574 | \$10,960 |
| Stanfield Elementary District | 110424000 | \$4,091,726 | \$231,594 | \$375,359 | \$923,147 | \$439,120 | \$6,060,946 |
| Total Attending ADM: 687.225 | Per ADM Amounts: | \$5,954 | \$337 | \$546 | \$1,343 | \$639 | \$8,819 |
| Superior Unified School District | 110215000 | \$3,621,642 | \$194,106 | \$469,938 | \$680,867 | \$274,772 | \$5,241,325 |
| Total Attending ADM: 483.315 | Per ADM Amounts: | \$7,493 | \$402 | \$972 | \$1,409 | \$569 | \$10,845 |
| Toltec Elementary District | 110422000 | \$6,698,283 | \$367,807 | \$706,472 | \$566,107 | \$639,074 | \$8,977,743 |
| Total Attending ADM: 1,271.595 | Per ADM Amounts: | \$5,268 | \$289 | \$556 | \$445 | \$503 | \$7,060 |
| Pinal Totals | | \$231,221,975 | \$18,061,304 | \$103,079,648 | \$26,801,446 | \$28,101,843 | \$407,266,216 |
| Total Attending ADM: 40,439.252 | Per ADM Amounts: | \$5,718 | \$447 | \$2,549 | \$663 | \$695 | \$10,071 |

| Expenditures by Fund for Districts | | Maintenance & Operation CSF & IIF Expenditures | Capital Expenditures | Facilities Expenditures | State & Federal Project Expenditures | Other Expenditures | Total Expenditures |
|--|------------------|---|-------------------------|----------------------------|---|-----------------------|-----------------------|
| Santa Cruz County | | | | | | | |
| Nogales Unified District | 120201000 | \$30,913,842 | \$3,590,418 | \$3,563,153 | \$6,606,625 | \$7,946,054 | \$52,620,092 |
| Total Attending ADM: 6,009.415 | Per ADM Amounts: | \$5,144 | \$597 | \$593 | \$1,099 | \$1,322 | \$8,756 |
| Patagonia Elementary District | 120406000 | \$891,364 | \$82,901 | \$0 | \$156,252 | \$10,239 | \$1,140,756 |
| Total Attending ADM: 82.598 | Per ADM Amounts: | \$10,792 | \$1,004 | \$0 | \$1,892 | \$124 | \$13,811 |
| Patagonia Union High School District | 120520000 | \$1,166,344 | \$148,183 | \$12,100 | \$53,743 | \$144,116 | \$1,524,486 |
| Total Attending ADM: 84.400 | Per ADM Amounts: | \$13,819 | \$1,756 | \$143 | \$637 | \$1,708 | \$18,063 |
| Santa Cruz County Regional School District | 120199000 | \$277,871 | \$17,065 | \$43,383 | \$1,772,764 | \$0 | \$2,111,083 |
| Total Attending ADM: 32.380 | Per ADM Amounts: | \$8,582 | \$527 | \$1,340 | \$54,749 | \$0 | \$65,197 |
| Santa Cruz Elementary District | 120328000 | \$1,468,125 | \$80,398 | \$19,108 | \$95,922 | \$41,224 | \$1,704,777 |
| Total Attending ADM: 164.735 | Per ADM Amounts: | \$8,912 | \$488 | \$116 | \$582 | \$250 | \$10,349 |
| Santa Cruz Valley Unified District | 120235000 | \$18,357,381 | \$1,312,681 | \$2,428,337 | \$1,687,257 | \$532,198 | \$24,317,854 |
| Total Attending ADM: 3,472.302 | Per ADM Amounts: | \$5,287 | \$378 | \$699 | \$486 | \$153 | \$7,003 |
| Sonoita Elementary District | 120425000 | \$2,043,109 | \$123,247 | \$7,002 | \$94,330 | \$64,730 | \$2,332,418 |
| Total Attending ADM: 130.695 | Per ADM Amounts: | \$15,633 | \$943 | \$54 | \$722 | \$495 | \$17,846 |
| Santa Cruz Totals | | \$55,118,036 | \$5,354,893 | \$6,073,083 | \$10,466,893 | \$8,738,561 | \$85,751,466 |
| Total Attending ADM: 9,976.525 | Per ADM Amounts: | \$5,525 | \$537 | \$609 | \$1,049 | \$876 | \$8,595 |

Expenditures by Fund for Districts

| | | Maintenance & Operation CSF & IIF Expenditures | Capital Expenditures | Facilities Expenditures | State & Federal Project Expenditures | Other Expenditures | Total Expenditures |
|--|------------------|---|-------------------------|----------------------------|---|-----------------------|-----------------------|
| Yavapai County | | | | | | | |
| Ash Fork Joint Unified District | 130231000 | \$2,500,355 | \$936,093 | \$13,411 | \$338,743 | \$83,374 | \$3,871,976 |
| Total Attending ADM: 241.355 | Per ADM Amounts: | \$10,360 | \$3,878 | \$56 | \$1,404 | \$345 | \$16,043 |
| Bagdad Unified District | 130220000 | \$2,546,894 | \$222,366 | \$601,422 | \$170,094 | \$437,341 | \$3,978,116 |
| Total Attending ADM: 338.410 | Per ADM Amounts: | \$7,526 | \$657 | \$1,777 | \$503 | \$1,292 | \$11,755 |
| Beaver Creek Elementary District | 130326000 | \$2,445,593 | \$125,336 | \$356,242 | \$155,972 | \$252,681 | \$3,335,824 |
| Total Attending ADM: 324.830 | Per ADM Amounts: | \$7,529 | \$386 | \$1,097 | \$480 | \$778 | \$10,269 |
| Camp Verde Unified District | 130228000 | \$7,960,224 | \$1,108,768 | \$907,841 | \$1,361,345 | \$649,465 | \$11,987,643 |
| Total Attending ADM: 1,488.188 | Per ADM Amounts: | \$5,349 | \$745 | \$610 | \$915 | \$436 | \$8,055 |
| Canon Elementary District | 130350000 | \$1,865,872 | \$208,776 | \$17,218 | \$146,739 | \$138,303 | \$2,376,908 |
| Total Attending ADM: 178.240 | Per ADM Amounts: | \$10,468 | \$1,171 | \$97 | \$823 | \$776 | \$13,335 |
| Champie Elementary District | 130314000 | \$29,689 | \$0 | \$0 | \$0 | \$0 | \$29,689 |
| Total Attending ADM: 0.000 | Per ADM Amounts: | | | | | | |
| Chino Valley Unified District | 130251000 | \$14,417,738 | \$844,863 | \$1,488,877 | \$2,236,326 | \$2,035,094 | \$21,022,898 |
| Total Attending ADM: 2,705.605 | Per ADM Amounts: | \$5,329 | \$312 | \$550 | \$827 | \$752 | \$7,770 |
| Clarkdale-Jerome Elementary District | 130403000 | \$2,451,855 | \$206,459 | \$23,092 | \$227,063 | \$257,256 | \$3,165,725 |
| Total Attending ADM: 387.100 | Per ADM Amounts: | \$6,334 | \$533 | \$60 | \$587 | \$665 | \$8,178 |
| Congress Elementary District | 130317000 | \$1,251,958 | \$193,316 | \$0 | \$127,467 | \$79,878 | \$1,652,619 |
| Total Attending ADM: 115.575 | Per ADM Amounts: | \$10,832 | \$1,673 | \$0 | \$1,103 | \$691 | \$14,299 |
| Cottonwood-Oak Creek Elementary District | 130406000 | \$13,278,535 | \$998,480 | \$1,024,220 | \$1,387,991 | \$417,750 | \$17,106,976 |
| Total Attending ADM: 2,388.120 | Per ADM Amounts: | \$5,560 | \$418 | \$429 | \$581 | \$175 | \$7,163 |
| Crown King Elementary District | 130341000 | \$88,793 | \$290 | \$1,931 | \$1,230 | \$10,578 | \$102,822 |
| Total Attending ADM: 4.990 | Per ADM Amounts: | \$17,794 | \$58 | \$387 | \$246 | \$2,120 | \$20,606 |
| Hillside Elementary District | 130335000 | \$266,440 | \$12,255 | \$8,376 | \$19,059 | \$4,061 | \$310,191 |
| Total Attending ADM: 28.360 | Per ADM Amounts: | \$9,395 | \$432 | \$295 | \$672 | \$143 | \$10,938 |
| Humboldt Unified District | 130222000 | \$32,790,519 | \$1,780,212 | \$3,874,730 | \$3,722,834 | \$2,806,402 | \$44,974,697 |
| Total Attending ADM: 6,105.010 | Per ADM Amounts: | \$5,371 | \$292 | \$635 | \$610 | \$460 | \$7,367 |
| Kirkland Elementary District | 130323000 | \$893,417 | \$8,707 | \$21,873 | \$77,011 | \$23,737 | \$1,024,745 |
| Total Attending ADM: 64.895 | Per ADM Amounts: | \$13,767 | \$134 | \$337 | \$1,187 | \$366 | \$15,791 |

Expenditures by Fund for Districts

| | | Maintenance & Operation CSF & IIF Expenditures | Capital Expenditures | Facilities Expenditures | State & Federal Project Expenditures | Other Expenditures | Total Expenditures |
|--|------------------|---|-------------------------|----------------------------|---|-----------------------|-----------------------|
| Yavapai County | | | | | | | |
| Mayer Unified School District | 130243000 | \$3,645,176 | \$284,153 | \$119,359 | \$654,040 | \$414,853 | \$5,117,581 |
| Total Attending ADM: 561.598 | Per ADM Amounts: | \$6,491 | \$506 | \$213 | \$1,165 | \$739 | \$9,113 |
| Mingus Union High School District | 130504000 | \$7,594,166 | \$349,282 | \$491,523 | \$792,699 | \$133,668 | \$9,361,338 |
| Total Attending ADM: 1,278.880 | Per ADM Amounts: | \$5,938 | \$273 | \$384 | \$620 | \$105 | \$7,320 |
| Prescott Unified District | 130201000 | \$28,448,084 | \$997,202 | \$3,571,307 | \$2,409,852 | \$4,127,137 | \$39,553,582 |
| Total Attending ADM: 5,381.062 | Per ADM Amounts: | \$5,287 | \$185 | \$664 | \$448 | \$767 | \$7,351 |
| Sedona-Oak Creek Joint Unified District | 130209000 | \$9,144,072 | \$595,177 | \$4,110,186 | \$801,063 | \$1,065,133 | \$15,715,631 |
| Total Attending ADM: 1,447.780 | Per ADM Amounts: | \$6,316 | \$411 | \$2,839 | \$553 | \$736 | \$10,855 |
| Seligman Unified District | 130240000 | \$2,017,283 | \$106,717 | \$264,659 | \$215,214 | \$56,121 | \$2,659,994 |
| Total Attending ADM: 150.180 | Per ADM Amounts: | \$13,432 | \$711 | \$1,762 | \$1,433 | \$374 | \$17,712 |
| Skull Valley Elementary District | 130315000 | \$458,272 | \$11,531 | \$8,019 | \$19,810 | \$33,856 | \$531,488 |
| Total Attending ADM: 27.815 | Per ADM Amounts: | \$16,476 | \$415 | \$288 | \$712 | \$1,217 | \$19,108 |
| Valley Academy for Career and Technology Education | 130801000 | \$1,652,028 | \$79,558 | \$0 | \$358,481 | \$72,094 | \$2,162,161 |
| Total Attending ADM: 361.122 | Per ADM Amounts: | \$4,575 | \$220 | \$0 | \$993 | \$200 | \$5,987 |
| Walnut Grove Elementary District | 130307000 | \$105,177 | \$52,925 | \$0 | \$0 | \$1,398 | \$159,500 |
| Total Attending ADM: 0.000 | Per ADM Amounts: | | | | | | |
| Williamson Valley Elementary School District | 130302000 | \$204,263 | \$0 | \$0 | \$0 | \$6,575 | \$210,838 |
| Total Attending ADM: 0.000 | Per ADM Amounts: | | | | | | |
| Yarnell Elementary District | 130352000 | \$879,655 | \$48,463 | \$0 | \$76,967 | \$45,175 | \$1,050,260 |
| Total Attending ADM: 56.880 | Per ADM Amounts: | \$15,465 | \$852 | \$0 | \$1,353 | \$794 | \$18,464 |
| Yavapai Accommodation School District | 130199000 | \$577,281 | \$29,782 | \$0 | \$28,949 | \$23,701 | \$659,713 |
| Total Attending ADM: 71.500 | Per ADM Amounts: | \$8,074 | \$417 | \$0 | \$405 | \$331 | \$9,227 |
| Yavapai Totals | | \$137,513,338 | \$9,200,711 | \$16,904,286 | \$15,328,949 | \$13,175,631 | \$192,122,915 |
| Total Attending ADM: 23,707.495 | Per ADM Amounts: | \$5,800 | \$388 | \$713 | \$647 | \$556 | \$8,104 |

Expenditures by Fund for Districts

| | | Maintenance & Operation CSF & IIF Expenditures | Capital Expenditures | Facilities Expenditures | State & Federal Project Expenditures | Other Expenditures | Total Expenditures |
|-------------------------------------|------------------|---|-------------------------|----------------------------|---|-----------------------|-----------------------|
| Yuma County | | | | | | | |
| Antelope Union High School District | 140550000 | \$3,401,496 | \$216,956 | \$479,200 | \$254,000 | \$168,578 | \$4,520,230 |
| Total Attending ADM: 381.010 | Per ADM Amounts: | \$8,928 | \$569 | \$1,258 | \$667 | \$442 | \$11,864 |
| Crane Elementary District | 140413000 | \$30,926,629 | \$1,171,212 | \$3,212,122 | \$6,513,645 | \$7,029,420 | \$48,853,028 |
| Total Attending ADM: 5,928.830 | Per ADM Amounts: | \$5,216 | \$198 | \$542 | \$1,099 | \$1,186 | \$8,240 |
| Gadsden Elementary District | 140432000 | \$23,263,452 | \$1,855,951 | \$836,606 | \$6,326,609 | \$3,315,514 | \$35,598,132 |
| Total Attending ADM: 4,460.965 | Per ADM Amounts: | \$5,215 | \$416 | \$188 | \$1,418 | \$743 | \$7,980 |
| Hyder Elementary District | 140416000 | \$1,719,100 | \$62,602 | \$154,113 | \$196,929 | \$168,152 | \$2,300,896 |
| Total Attending ADM: 145.705 | Per ADM Amounts: | \$11,798 | \$430 | \$1,058 | \$1,352 | \$1,154 | \$15,791 |
| Mohawk Valley Elementary District | 140417000 | \$1,811,372 | \$86,939 | \$189,544 | \$155,567 | \$149,321 | \$2,392,743 |
| Total Attending ADM: 188.640 | Per ADM Amounts: | \$9,602 | \$461 | \$1,005 | \$825 | \$792 | \$12,684 |
| Somerton Elementary District | 140411000 | \$12,660,791 | \$1,275,307 | \$623,479 | \$4,591,939 | \$4,026,906 | \$23,178,422 |
| Total Attending ADM: 2,508.115 | Per ADM Amounts: | \$5,048 | \$508 | \$249 | \$1,831 | \$1,606 | \$9,241 |
| Wellton Elementary District | 140424000 | \$2,498,157 | \$155,652 | \$171,782 | \$531,290 | \$190,604 | \$3,547,485 |
| Total Attending ADM: 343.410 | Per ADM Amounts: | \$7,275 | \$453 | \$500 | \$1,547 | \$555 | \$10,330 |
| Yuma Elementary District | 140401000 | \$52,889,535 | \$3,266,089 | \$8,029,793 | \$14,254,050 | \$6,626,123 | \$85,065,590 |
| Total Attending ADM: 10,082.960 | Per ADM Amounts: | \$5,245 | \$324 | \$796 | \$1,414 | \$657 | \$8,437 |
| Yuma Union High School District | 140570000 | \$54,884,483 | \$6,421,166 | \$30,240,385 | \$7,101,950 | \$6,318,189 | \$104,966,173 |
| Total Attending ADM: 10,326.255 | Per ADM Amounts: | \$5,315 | \$622 | \$2,928 | \$688 | \$612 | \$10,165 |
| Yuma Totals | | \$184,055,015 | \$14,511,874 | \$43,937,024 | \$39,925,979 | \$27,992,807 | \$310,422,699 |
| Total Attending ADM: 34,365.890 | Per ADM Amounts: | \$5,356 | \$422 | \$1,279 | \$1,162 | \$815 | \$9,033 |

| Expenditures by Fund for Districts | | Maintenance & Operation CSF & IIF Expenditures | Capital Expenditures | Facilities Expenditures | State & Federal Project Expenditures | Other Expenditures | Total Expenditures |
|------------------------------------|------------------|---|-------------------------|----------------------------|---|-----------------------|-----------------------|
| State Totals | | \$5,688,094,913 | \$480,225,321 | \$1,270,434,222 | \$679,374,004 | \$696,088,738 | \$8,814,217,198 |
| Total Attending ADM: 935,227.915 | Per ADM Amounts: | \$6,082 | \$513 | \$1,358 | \$726 | \$744 | \$9,425 |

Expenditures by Project for Charters

General
Projects

CSP & IIP

State &
Federal
ProjectsTotal Project
Expenditures

Apache County

| | | | | | |
|---|------------------|-----------|----------|-----------|-----------|
| 4-Winds Academy, Incorporated dba 4-Winds | 018752000 | \$311,028 | \$12,854 | \$36,678 | \$360,560 |
| Total Attending ADM: 31.875 | Per ADM Amounts: | \$9,758 | \$403 | \$1,151 | \$11,312 |
| Kin Dah Lichii Olta, Inc. | 018759000 | \$209,544 | \$9,978 | \$139,516 | \$359,038 |
| Total Attending ADM: 40.490 | Per ADM Amounts: | \$5,175 | \$246 | \$3,446 | \$8,867 |
| Nazlini Community School, Inc. | 018760000 | \$145,006 | \$3,066 | \$120,103 | \$268,175 |
| Total Attending ADM: 24.160 | Per ADM Amounts: | \$6,002 | \$127 | \$4,971 | \$11,100 |
| Apache Totals | | \$665,578 | \$25,898 | \$296,297 | \$987,773 |
| Total Attending ADM: 96.525 | Per ADM Amounts: | \$6,895 | \$268 | \$3,070 | \$10,233 |

Expenditures by Project for Charters

General
Projects

CSP & IIP

State &
Federal
ProjectsTotal Project
Expenditures

Cochise County

| | | | | | |
|---|------------------|-------------|-----------|-------------|-------------|
| Center for Academic Success, Inc. | 028750000 | \$3,164,386 | \$260,911 | \$551,629 | \$3,976,926 |
| Total Attending ADM: 583.825 | Per ADM Amounts: | \$5,420 | \$447 | \$945 | \$6,812 |
| Cochise Community Development Corporation | 028701000 | \$1,424,239 | \$110,033 | \$37,075 | \$1,571,347 |
| Total Attending ADM: 211.105 | Per ADM Amounts: | \$6,747 | \$521 | \$176 | \$7,443 |
| Omega Alpha Academy | 028751000 | \$3,127,831 | \$142,533 | \$595,848 | \$3,866,212 |
| Total Attending ADM: 484.580 | Per ADM Amounts: | \$6,455 | \$294 | \$1,230 | \$7,978 |
| Sierra Summit Academy | 028752000 | \$397,380 | \$22,313 | \$15,720 | \$435,413 |
| Total Attending ADM: 59.440 | Per ADM Amounts: | \$6,685 | \$375 | \$264 | \$7,325 |
| Cochise Totals | | \$8,113,836 | \$535,790 | \$1,200,272 | \$9,849,898 |
| Total Attending ADM: 1,338.950 | Per ADM Amounts: | \$6,060 | \$400 | \$896 | \$7,356 |

Expenditures by Project for Charters

General
Projects

CSP & IIP

State &
Federal
ProjectsTotal Project
Expenditures

Coconino County

| | | | | | |
|--|------------------|--------------|-----------|-------------|--------------|
| Flagstaff Arts And Leadership Academy | 038750000 | \$996,800 | \$57,317 | \$10,843 | \$1,064,960 |
| Total Attending ADM: 161.335 | Per ADM Amounts: | \$6,178 | \$355 | \$67 | \$6,601 |
| Flagstaff Junior Academy | 038752000 | \$1,303,047 | \$91,456 | \$82,985 | \$1,477,488 |
| Total Attending ADM: 197.190 | Per ADM Amounts: | \$6,608 | \$464 | \$421 | \$7,493 |
| Flagstaff Unified School District Charter School | 038703000 | \$261,792 | \$13,675 | \$78,082 | \$353,549 |
| Total Attending ADM: 35.840 | Per ADM Amounts: | \$7,304 | \$382 | \$2,179 | \$9,865 |
| Montessori Charter School of Flagstaff, Inc. | 038705000 | \$1,411,165 | \$106,485 | \$0 | \$1,517,650 |
| Total Attending ADM: 242.300 | Per ADM Amounts: | \$5,824 | \$439 | \$0 | \$6,264 |
| Mountain School, Inc. | 038751000 | \$908,371 | \$45,132 | \$0 | \$953,503 |
| Total Attending ADM: 134.625 | Per ADM Amounts: | \$6,747 | \$335 | \$0 | \$7,083 |
| Northland Preparatory Academy | 038701000 | \$2,141,501 | \$162,934 | \$0 | \$2,304,435 |
| Total Attending ADM: 344.482 | Per ADM Amounts: | \$6,217 | \$473 | \$0 | \$6,690 |
| Painted Desert Demonstration Projects, Inc. | 038753000 | \$419,822 | \$7,710 | \$640,502 | \$1,068,034 |
| Total Attending ADM: 68.810 | Per ADM Amounts: | \$6,101 | \$112 | \$9,308 | \$15,521 |
| PEAK School Inc., The | 038702000 | \$882,792 | \$58,897 | \$153,249 | \$1,094,938 |
| Total Attending ADM: 116.595 | Per ADM Amounts: | \$7,571 | \$505 | \$1,314 | \$9,391 |
| Pine Forest Education Association, Inc. | 038706000 | \$1,462,116 | \$96,646 | \$80,258 | \$1,639,020 |
| Total Attending ADM: 199.345 | Per ADM Amounts: | \$7,335 | \$485 | \$403 | \$8,222 |
| Visions Unlimited Academy, Inc. | 038708000 | \$497,992 | \$35,655 | \$98,684 | \$632,331 |
| Total Attending ADM: 73.480 | Per ADM Amounts: | \$6,777 | \$485 | \$1,343 | \$8,605 |
| Coconino Totals | | \$10,285,398 | \$675,907 | \$1,144,603 | \$12,105,908 |
| Total Attending ADM: 1,574.002 | Per ADM Amounts: | \$6,535 | \$429 | \$727 | \$7,691 |

Expenditures by Project for Charters

General
Projects

CSP & IIP

State &
Federal
ProjectsTotal Project
Expenditures

Gila County

| | | | | | |
|------------------------------|------------------|-------------|-----------|-----------|-------------|
| Destiny School, Inc. | 048701000 | \$1,209,901 | \$110,261 | \$699,342 | \$2,019,504 |
| Total Attending ADM: 224.870 | Per ADM Amounts: | \$5,380 | \$490 | \$3,110 | \$8,981 |
| Liberty High School | 048750000 | \$467,503 | \$48,724 | \$8,099 | \$524,326 |
| Total Attending ADM: 65.660 | Per ADM Amounts: | \$7,120 | \$742 | \$123 | \$7,985 |
| Payson Center for Success | 040210700 | \$229,097 | \$61,267 | \$26,727 | \$317,091 |
| Total Attending ADM: 51.955 | Per ADM Amounts: | \$4,410 | \$1,179 | \$514 | \$6,103 |
| Shelby School The | 048703000 | \$523,461 | \$45,724 | \$41,408 | \$610,593 |
| Total Attending ADM: 86.530 | Per ADM Amounts: | \$6,049 | \$528 | \$479 | \$7,056 |
| Gila Totals | | \$2,429,962 | \$265,976 | \$775,576 | \$3,471,514 |
| Total Attending ADM: 429.015 | Per ADM Amounts: | \$5,664 | \$620 | \$1,808 | \$8,092 |

Expenditures by Project for Charters

General
Projects

CSP & IIP

State &
Federal
ProjectsTotal Project
Expenditures

Graham County

| | | | | | |
|---|------------------|-------------|-----------|-----------|-------------|
| Discovery Plus Academy | 058703000 | \$550,099 | \$31,358 | \$104,896 | \$686,353 |
| Total Attending ADM: 85.765 | Per ADM Amounts: | \$6,414 | \$366 | \$1,223 | \$8,003 |
| Gila Educational Group dba Gila Preparatory | 058701000 | \$626,302 | \$51,079 | \$26,234 | \$703,615 |
| Total Attending ADM: 104.655 | Per ADM Amounts: | \$5,984 | \$488 | \$251 | \$6,723 |
| Triumphant Learning Center | 058702000 | \$529,274 | \$20,777 | \$13,569 | \$563,620 |
| Total Attending ADM: 87.885 | Per ADM Amounts: | \$6,022 | \$236 | \$154 | \$6,413 |
| Graham Totals | | \$1,705,675 | \$103,214 | \$144,699 | \$1,953,588 |
| Total Attending ADM: 278.305 | Per ADM Amounts: | \$6,129 | \$371 | \$520 | \$7,020 |

Expenditures by Project for Charters

General
Projects

CSP & IIP

State &
Federal
ProjectsTotal Project
Expenditures

La Paz County

| | | | | | |
|------------------------------|------------------|-----------|----------|----------|-----------|
| E.Q. Scholars, Inc. | 158701000 | \$615,334 | \$68,669 | \$72,210 | \$756,213 |
| Total Attending ADM: 102.400 | Per ADM Amounts: | \$6,009 | \$671 | \$705 | \$7,385 |
| La Paz Totals | | \$615,334 | \$68,669 | \$72,210 | \$756,213 |
| Total Attending ADM: 102.400 | Per ADM Amounts: | \$6,009 | \$671 | \$705 | \$7,385 |

| Expenditures by Project for Charters | | General Projects | CSP & IIP | State & Federal Projects | Total Project Expenditures |
|--|------------------|---------------------|-----------|--------------------------------|-------------------------------|
| Maricopa County | | | | | |
| Academy of Arizona | 078799000 | \$2,818,742 | \$149,591 | \$123,011 | \$3,091,344 |
| Total Attending ADM: 338.680 | Per ADM Amounts: | \$8,323 | \$442 | \$363 | \$9,128 |
| Academy Of Excellence, Inc. | 078604000 | \$634,724 | \$42,105 | \$337,093 | \$1,013,922 |
| Total Attending ADM: 115.590 | Per ADM Amounts: | \$5,491 | \$364 | \$2,916 | \$8,772 |
| Academy with Community Partners Inc | 078794000 | \$1,127,148 | \$114,774 | \$98,488 | \$1,340,410 |
| Total Attending ADM: 175.410 | Per ADM Amounts: | \$6,426 | \$654 | \$561 | \$7,642 |
| Accelerated Learning Center, Inc. | 078979000 | \$1,502,538 | \$102,375 | \$0 | \$1,604,913 |
| Total Attending ADM: 282.340 | Per ADM Amounts: | \$5,322 | \$363 | \$0 | \$5,684 |
| Acclaim Charter School | 078701000 | \$2,006,748 | \$192,921 | \$279,687 | \$2,479,356 |
| Total Attending ADM: 336.590 | Per ADM Amounts: | \$5,962 | \$573 | \$831 | \$7,366 |
| Advanced Education Services | 078938000 | \$623,796 | \$23,102 | \$0 | \$646,898 |
| Total Attending ADM: 41.860 | Per ADM Amounts: | \$14,902 | \$552 | \$0 | \$15,454 |
| Advanced Education Services, Inc. | 078782000 | \$1,330,681 | \$83,589 | \$0 | \$1,414,270 |
| Total Attending ADM: 163.925 | Per ADM Amounts: | \$8,118 | \$510 | \$0 | \$8,628 |
| Ahwatukee Foothills Prep, Inc. | 078501000 | \$2,785,214 | \$106,210 | \$69,956 | \$2,961,380 |
| Total Attending ADM: 225.950 | Per ADM Amounts: | \$12,327 | \$470 | \$310 | \$13,106 |
| AIBT Non-Profit Charter High School - Phoenix | 078793000 | \$937,896 | \$88,360 | \$67,783 | \$1,094,039 |
| Total Attending ADM: 151.760 | Per ADM Amounts: | \$6,180 | \$582 | \$447 | \$7,209 |
| Air Academy Charter High School dba Thomas | 078970000 | \$1,528,069 | \$97,066 | \$3,050 | \$1,628,185 |
| Total Attending ADM: 188.848 | Per ADM Amounts: | \$8,092 | \$514 | \$16 | \$8,622 |
| All Aboard Charter School dba All Aboard Charter | 078967000 | \$412,840 | \$25,234 | \$25,738 | \$463,812 |
| Total Attending ADM: 61.155 | Per ADM Amounts: | \$6,751 | \$413 | \$421 | \$7,584 |
| Allen-Cochran Enterprises, Inc. | 078724000 | \$2,003,088 | \$152,547 | \$8,415 | \$2,164,050 |
| Total Attending ADM: 290.660 | Per ADM Amounts: | \$6,892 | \$525 | \$29 | \$7,445 |
| American Basic Schools LLC | 078989000 | \$3,440,180 | \$248,696 | \$0 | \$3,688,876 |
| Total Attending ADM: 582.510 | Per ADM Amounts: | \$5,906 | \$427 | \$0 | \$6,333 |
| APEX Education Systems, Inc. | 078785000 | \$1,164,636 | \$83,293 | \$2,971 | \$1,250,900 |
| Total Attending ADM: 153.575 | Per ADM Amounts: | \$7,583 | \$542 | \$19 | \$8,145 |
| Apex Public Charter Academy dba Apex Public | 078946000 | \$246,141 | \$22,605 | \$34,342 | \$303,088 |
| Total Attending ADM: 44.100 | Per ADM Amounts: | \$5,581 | \$513 | \$779 | \$6,873 |
| Arizona Academy of Science And Technology, Inc. | 078665000 | \$868,152 | \$69,258 | \$30,832 | \$968,242 |
| Total Attending ADM: 132.605 | Per ADM Amounts: | \$6,547 | \$522 | \$233 | \$7,302 |
| Arizona Agribusiness & Equine Center, Inc | 078993000 | \$1,586,166 | \$124,221 | \$195,059 | \$1,905,446 |
| Total Attending ADM: 288.660 | Per ADM Amounts: | \$5,495 | \$430 | \$676 | \$6,601 |
| Arizona Agribusiness & Equine Center, Inc. | 078707000 | \$1,252,387 | \$110,586 | \$19,509 | \$1,382,482 |
| Total Attending ADM: 229.042 | Per ADM Amounts: | \$5,468 | \$483 | \$85 | \$6,036 |
| Arizona Agribusiness & Equine Center, Inc. | 078510000 | \$746,703 | \$55,421 | \$3,141 | \$805,265 |
| Total Attending ADM: 124.110 | Per ADM Amounts: | \$6,016 | \$447 | \$25 | \$6,488 |
| Arizona Call-a-Teen Youth Resources, Inc. | 078723000 | \$775,283 | \$44,605 | \$296,095 | \$1,115,983 |
| Total Attending ADM: 84.818 | Per ADM Amounts: | \$9,141 | \$526 | \$3,491 | \$13,157 |
| Arizona Connections Academy Charter School, Inc. | 078511000 | \$2,684,787 | \$228,469 | \$0 | \$2,913,256 |
| Total Attending ADM: 475.860 | Per ADM Amounts: | \$5,642 | \$480 | \$0 | \$6,122 |
| Arizona Montessori Charter School at Anthem | 078991000 | \$689,252 | \$48,451 | \$138,283 | \$875,986 |
| Total Attending ADM: 88.380 | Per ADM Amounts: | \$7,799 | \$548 | \$1,565 | \$9,912 |
| Arizona School for Integrated Academics and | 078922000 | \$2,158,353 | \$106,328 | \$0 | \$2,264,681 |
| Total Attending ADM: 413.710 | Per ADM Amounts: | \$5,217 | \$257 | \$0 | \$5,474 |
| Arizona School For The Arts | 078722000 | \$2,545,464 | \$196,661 | \$30,388 | \$2,772,513 |
| Total Attending ADM: 361.710 | Per ADM Amounts: | \$7,037 | \$544 | \$84 | \$7,665 |

| Expenditures by Project for Charters | | General Projects | CSP & IIP | State & Federal Projects | Total Project Expenditures |
|---|------------------|---------------------|-----------|--------------------------------|-------------------------------|
| Maricopa County | | | | | |
| Ascending Roots Scholastic & Athletic Premise | 078961000 | \$532,453 | \$42,265 | \$128,296 | \$703,014 |
| Total Attending ADM: 93.810 | Per ADM Amounts: | \$5,676 | \$451 | \$1,368 | \$7,494 |
| Avondale Learning dba Precision Academy | 078614000 | \$470,217 | \$50,622 | \$20,644 | \$541,483 |
| Total Attending ADM: 78.190 | Per ADM Amounts: | \$6,014 | \$647 | \$264 | \$6,925 |
| Back-to-Basics School | 078731000 | \$1,067,021 | \$103,447 | \$177,210 | \$1,347,678 |
| Total Attending ADM: 168.390 | Per ADM Amounts: | \$6,337 | \$614 | \$1,052 | \$8,003 |
| Ball Charter School (Hearn) | 078987000 | \$2,725,584 | \$220,748 | \$67,222 | \$3,013,554 |
| Total Attending ADM: 518.555 | Per ADM Amounts: | \$5,256 | \$426 | \$130 | \$5,811 |
| Ball Charter Schools (Dobson) | 078988000 | \$3,400,553 | \$254,330 | \$106,168 | \$3,761,051 |
| Total Attending ADM: 561.715 | Per ADM Amounts: | \$6,054 | \$453 | \$189 | \$6,696 |
| BASIS School, Inc. | 078736000 | \$1,724,347 | \$107,503 | \$32,268 | \$1,864,118 |
| Total Attending ADM: 248.630 | Per ADM Amounts: | \$6,935 | \$432 | \$130 | \$7,498 |
| Bell Canyon Charter School, Inc | 078972000 | \$2,531,956 | \$104,062 | \$85,151 | \$2,721,169 |
| Total Attending ADM: 346.100 | Per ADM Amounts: | \$7,316 | \$301 | \$246 | \$7,862 |
| Benchmark School, Inc. | 078766000 | \$2,153,135 | \$190,685 | \$32,157 | \$2,375,977 |
| Total Attending ADM: 374.980 | Per ADM Amounts: | \$5,742 | \$509 | \$86 | \$6,336 |
| Benjamin Franklin Charter School | 078754000 | \$8,763,746 | \$802,801 | \$0 | \$9,566,547 |
| Total Attending ADM: 1,716.452 | Per ADM Amounts: | \$5,106 | \$468 | \$0 | \$5,573 |
| Blueprint Education | 078745000 | \$1,090,534 | \$60,674 | \$123,079 | \$1,274,287 |
| Total Attending ADM: 175.400 | Per ADM Amounts: | \$6,217 | \$346 | \$702 | \$7,265 |
| Bradley Academy of Excellence, Inc. | 078746000 | \$983,422 | \$42,617 | \$88,788 | \$1,114,827 |
| Total Attending ADM: 122.535 | Per ADM Amounts: | \$8,026 | \$348 | \$725 | \$9,098 |
| Bright Beginnings School, Inc. | 078762000 | \$2,350,021 | \$207,842 | \$0 | \$2,557,863 |
| Total Attending ADM: 411.485 | Per ADM Amounts: | \$5,711 | \$505 | \$0 | \$6,216 |
| CAFA, Inc. | 098749000 | \$2,591,352 | \$217,422 | \$229,049 | \$3,037,823 |
| Total Attending ADM: 408.565 | Per ADM Amounts: | \$6,343 | \$532 | \$561 | \$7,435 |
| Cambridge Academy East, Inc | 078768000 | \$1,265,071 | \$104,156 | \$19,841 | \$1,389,068 |
| Total Attending ADM: 211.510 | Per ADM Amounts: | \$5,981 | \$492 | \$94 | \$6,567 |
| Carden Elementary School | 078909000 | \$2,310,981 | \$210,645 | \$118,288 | \$2,639,914 |
| Total Attending ADM: 404.720 | Per ADM Amounts: | \$5,710 | \$520 | \$292 | \$6,523 |
| Career Success Schools | 078524000 | \$3,773,579 | \$449,478 | \$499,025 | \$4,722,082 |
| Total Attending ADM: 799.198 | Per ADM Amounts: | \$4,722 | \$562 | \$624 | \$5,909 |
| CASY Country Day School | 078908000 | \$2,363,911 | \$132,405 | \$23,529 | \$2,519,845 |
| Total Attending ADM: 276.795 | Per ADM Amounts: | \$8,540 | \$478 | \$85 | \$9,104 |
| Challenge School, Inc. | 078772000 | \$3,161,472 | \$256,055 | \$137,846 | \$3,555,373 |
| Total Attending ADM: 566.430 | Per ADM Amounts: | \$5,581 | \$452 | \$243 | \$6,277 |
| Challenger Basic School, Inc dba Challenger Basic | 078957000 | \$936,665 | \$101,645 | \$10,645 | \$1,048,955 |
| Total Attending ADM: 147.770 | Per ADM Amounts: | \$6,339 | \$688 | \$72 | \$7,099 |
| Chandler Preparatory Academy | 078515000 | \$1,507,335 | \$120,473 | \$0 | \$1,627,808 |
| Total Attending ADM: 229.860 | Per ADM Amounts: | \$6,558 | \$524 | \$0 | \$7,082 |
| Choice Education & Development Corp. - Sequoia | 078744000 | \$1,206,029 | \$31,164 | \$6,282 | \$1,243,475 |
| Total Attending ADM: 64.340 | Per ADM Amounts: | \$18,745 | \$484 | \$98 | \$19,327 |
| Choice Education and Development Corporation - | 078916000 | \$864,907 | \$81,847 | \$43,124 | \$989,878 |
| Total Attending ADM: 143.852 | Per ADM Amounts: | \$6,012 | \$569 | \$300 | \$6,881 |
| Choice Education and Development Corporation - | 078915000 | \$4,885,574 | \$347,448 | \$348,813 | \$5,581,835 |
| Total Attending ADM: 653.920 | Per ADM Amounts: | \$7,471 | \$531 | \$533 | \$8,536 |
| Choice Education and Development Corporation - | 078917000 | \$1,073,974 | \$57,310 | \$85,283 | \$1,216,567 |
| Total Attending ADM: 146.420 | Per ADM Amounts: | \$7,335 | \$391 | \$582 | \$8,309 |

| Expenditures by Project for Charters | | General Projects | CSP & IIP | State & Federal Projects | Total Project Expenditures |
|---|------------------|---------------------|-----------|--------------------------------|-------------------------------|
| Maricopa County | | | | | |
| Choice Education and Development Corporation | 078971000 | \$2,179,313 | \$157,027 | \$75,245 | \$2,411,585 |
| Total Attending ADM: 269.365 | Per ADM Amounts: | \$8,091 | \$583 | \$279 | \$8,953 |
| Cholla Academy | 078995000 | \$1,508,616 | \$77,324 | \$26,413 | \$1,612,353 |
| Total Attending ADM: 255.965 | Per ADM Amounts: | \$5,894 | \$302 | \$103 | \$6,299 |
| Cornerstone Charter School, Inc | 078994000 | \$1,237,722 | \$70,797 | \$0 | \$1,308,519 |
| Total Attending ADM: 198.270 | Per ADM Amounts: | \$6,243 | \$357 | \$0 | \$6,600 |
| Cortez Park Charter Middle School, Inc., dba Cortez | 078975000 | \$1,212,112 | \$87,221 | \$170,865 | \$1,470,198 |
| Total Attending ADM: 164.540 | Per ADM Amounts: | \$7,367 | \$530 | \$1,038 | \$8,935 |
| Country Gardens Educational Services, LLC | 078513000 | \$2,042,381 | \$189,067 | \$11,339 | \$2,242,787 |
| Total Attending ADM: 374.290 | Per ADM Amounts: | \$5,457 | \$505 | \$30 | \$5,992 |
| Crown Charter School, Inc | 078921000 | \$1,441,005 | \$115,858 | \$97,009 | \$1,653,872 |
| Total Attending ADM: 293.750 | Per ADM Amounts: | \$4,906 | \$394 | \$330 | \$5,630 |
| D.W. Higgins Institute | 078702000 | \$941,311 | \$51,969 | \$14,546 | \$1,007,826 |
| Total Attending ADM: 114.515 | Per ADM Amounts: | \$8,220 | \$454 | \$127 | \$8,801 |
| DCS Partner, Inc. dba Destiny Community School. | 078704000 | \$1,092,249 | \$118,018 | \$44,339 | \$1,254,606 |
| Total Attending ADM: 164.820 | Per ADM Amounts: | \$6,627 | \$716 | \$269 | \$7,612 |
| Deer Valley Charter Schools, Inc. | 078934000 | \$374,166 | \$39,750 | \$10,281 | \$424,197 |
| Total Attending ADM: 67.742 | Per ADM Amounts: | \$5,523 | \$587 | \$152 | \$6,262 |
| Desert Hills Public Charter High School | 078947000 | \$3,159,419 | \$258,046 | \$146,918 | \$3,564,383 |
| Total Attending ADM: 506.640 | Per ADM Amounts: | \$6,236 | \$509 | \$290 | \$7,035 |
| Eagles Aerie Schools | 078725000 | \$1,494,822 | \$117,450 | \$28,498 | \$1,640,770 |
| Total Attending ADM: 233.220 | Per ADM Amounts: | \$6,409 | \$504 | \$122 | \$7,035 |
| East Mesa Charter Elementary School, Inc. | 078509000 | \$2,826,438 | \$117,039 | \$265,373 | \$3,208,850 |
| Total Attending ADM: 408.695 | Per ADM Amounts: | \$6,916 | \$286 | \$649 | \$7,851 |
| East Valley Academy | 078683000 | \$140,009 | \$10,614 | \$0 | \$150,623 |
| Total Attending ADM: 20.710 | Per ADM Amounts: | \$6,760 | \$513 | \$0 | \$7,273 |
| E-cademie, A Charter School | 078990000 | \$966,043 | \$67,367 | \$198,333 | \$1,231,743 |
| Total Attending ADM: 136.890 | Per ADM Amounts: | \$7,057 | \$492 | \$1,449 | \$8,998 |
| Edkey, Inc. - Pathfinder Academy | 078742000 | \$331,750 | \$17,998 | \$3,345 | \$353,093 |
| Total Attending ADM: 52.845 | Per ADM Amounts: | \$6,278 | \$341 | \$63 | \$6,682 |
| Edkey, Inc. - Redwood Academy | 078740000 | \$582,971 | \$31,243 | \$42,220 | \$656,434 |
| Total Attending ADM: 85.868 | Per ADM Amounts: | \$6,789 | \$364 | \$492 | \$7,645 |
| Educational Administrative Services | 078739000 | \$445,882 | \$32,591 | \$0 | \$478,473 |
| Total Attending ADM: 65.380 | Per ADM Amounts: | \$6,820 | \$498 | \$0 | \$7,318 |
| EduPreneurship, Inc. | 078717000 | \$762,247 | \$41,864 | \$46,066 | \$850,177 |
| Total Attending ADM: 143.230 | Per ADM Amounts: | \$5,322 | \$292 | \$322 | \$5,936 |
| Edu-Prize, Inc. | 078634000 | \$5,652,764 | \$453,608 | \$122,886 | \$6,229,258 |
| Total Attending ADM: 1,048.785 | Per ADM Amounts: | \$5,390 | \$433 | \$117 | \$5,939 |
| E-Institute Charter Schools, Inc. | 078911000 | \$864,450 | \$149,648 | \$46,737 | \$1,060,835 |
| Total Attending ADM: 254.340 | Per ADM Amounts: | \$3,399 | \$588 | \$184 | \$4,171 |
| El Dorado Public Charter High School | 078718000 | \$1,397,012 | \$119,225 | \$115,911 | \$1,632,148 |
| Total Attending ADM: 216.805 | Per ADM Amounts: | \$6,444 | \$550 | \$535 | \$7,528 |
| Employ-Ability Unlimited, Inc. dba Copper Canyon | 078664000 | \$1,551,911 | \$95,548 | \$195,512 | \$1,842,971 |
| Total Attending ADM: 244.575 | Per ADM Amounts: | \$6,345 | \$391 | \$799 | \$7,535 |
| Enterprise Academy | 078610000 | \$464,162 | \$25,169 | \$73,444 | \$562,775 |
| Total Attending ADM: 77.160 | Per ADM Amounts: | \$6,016 | \$326 | \$952 | \$7,294 |
| Esperanza Community Collegial Academy | 078505000 | \$521,646 | \$34,951 | \$192,353 | \$748,950 |
| Total Attending ADM: 66.930 | Per ADM Amounts: | \$7,794 | \$522 | \$2,874 | \$11,190 |

Expenditures by Project for Charters

General
Projects

CSP & IIP

State &
Federal
ProjectsTotal Project
Expenditures

Maricopa County

| | | | | | |
|---|------------------|-------------|-----------|-----------|-------------|
| Espiritu Community Development Corp. | 078711000 | \$5,026,645 | \$349,854 | \$626,466 | \$6,002,965 |
| Total Attending ADM: 752.860 | Per ADM Amounts: | \$6,677 | \$465 | \$832 | \$7,974 |
| Estrella Public Charter High School | 078948000 | \$2,834,672 | \$244,432 | \$232,912 | \$3,312,016 |
| Total Attending ADM: 475.640 | Per ADM Amounts: | \$5,960 | \$514 | \$490 | \$6,963 |
| Excalibur Charter School Inc | 078901000 | \$2,433,080 | \$138,800 | \$439,498 | \$3,011,378 |
| Total Attending ADM: 393.460 | Per ADM Amounts: | \$6,184 | \$353 | \$1,117 | \$7,654 |
| Florence Crittenton Services of Arizona, Inc. | 078608000 | \$1,224,732 | \$92,818 | \$130,979 | \$1,448,529 |
| Total Attending ADM: 191.930 | Per ADM Amounts: | \$6,381 | \$484 | \$682 | \$7,547 |
| Foothills Academy | 078628000 | \$1,579,933 | \$93,442 | \$33,996 | \$1,707,371 |
| Total Attending ADM: 238.710 | Per ADM Amounts: | \$6,619 | \$391 | \$142 | \$7,152 |
| Fountain Hills Charter School | 078755000 | \$1,287,913 | \$86,179 | \$28,980 | \$1,403,072 |
| Total Attending ADM: 164.970 | Per ADM Amounts: | \$7,807 | \$522 | \$176 | \$8,505 |
| Franklin Arts Academies | 078910000 | \$5,173,483 | \$226,969 | \$182,281 | \$5,582,733 |
| Total Attending ADM: 650.680 | Per ADM Amounts: | \$7,951 | \$349 | \$280 | \$8,580 |
| Friendly House, Inc. | 078611000 | \$1,303,891 | \$71,280 | \$304,890 | \$1,680,061 |
| Total Attending ADM: 219.890 | Per ADM Amounts: | \$5,930 | \$324 | \$1,387 | \$7,640 |
| GAR, LLC dba Student Choice High School | 078679000 | \$352,845 | \$67,071 | \$0 | \$419,916 |
| Total Attending ADM: 124.105 | Per ADM Amounts: | \$2,843 | \$540 | \$0 | \$3,384 |
| Gem Charter School, Inc. | 078774000 | \$447,625 | \$24,191 | \$10,802 | \$482,618 |
| Total Attending ADM: 62.705 | Per ADM Amounts: | \$7,139 | \$386 | \$172 | \$7,697 |
| Genesis Academy | 078708000 | \$806,218 | \$113,855 | \$104,453 | \$1,024,526 |
| Total Attending ADM: 119.705 | Per ADM Amounts: | \$6,735 | \$951 | \$873 | \$8,559 |
| Global Renaissance Academy of Distinguished | 078663000 | \$443,401 | \$30,779 | \$16,000 | \$490,180 |
| Total Attending ADM: 57.252 | Per ADM Amounts: | \$7,745 | \$538 | \$279 | \$8,562 |
| Happy Valley School, Inc. | 078998000 | \$3,656,113 | \$282,288 | \$66,912 | \$4,005,313 |
| Total Attending ADM: 653.020 | Per ADM Amounts: | \$5,599 | \$432 | \$102 | \$6,134 |
| Heritage Academy, Inc. | 078712000 | \$2,511,802 | \$213,825 | \$0 | \$2,725,627 |
| Total Attending ADM: 403.465 | Per ADM Amounts: | \$6,226 | \$530 | \$0 | \$6,756 |
| Heritage Elementary School | 078985000 | \$3,720,754 | \$252,504 | \$115,802 | \$4,089,060 |
| Total Attending ADM: 638.495 | Per ADM Amounts: | \$5,827 | \$395 | \$181 | \$6,404 |
| Horizon Community Learning Center, Inc. | 078752000 | \$8,562,326 | \$596,632 | \$157,099 | \$9,316,057 |
| Total Attending ADM: 1,409.180 | Per ADM Amounts: | \$6,076 | \$423 | \$111 | \$6,611 |
| Humanities and Sciences Academy of the United | 078713000 | \$3,385,547 | \$326,276 | \$0 | \$3,711,823 |
| Total Attending ADM: 797.290 | Per ADM Amounts: | \$4,246 | \$409 | \$0 | \$4,656 |
| Imagine Charter Elementary at Camelback, Inc. | 078519000 | \$1,611,422 | \$21,629 | \$0 | \$1,633,051 |
| Total Attending ADM: 128.385 | Per ADM Amounts: | \$12,551 | \$168 | \$0 | \$12,720 |
| Imagine Charter Elementary at Desert West, Inc. | 078520000 | \$2,429,015 | \$54,614 | \$156,072 | \$2,639,701 |
| Total Attending ADM: 307.095 | Per ADM Amounts: | \$7,910 | \$178 | \$508 | \$8,596 |
| Imagine Elementary at Tempe, Inc. | 078523000 | \$1,172,536 | \$43,312 | \$125,000 | \$1,340,848 |
| Total Attending ADM: 120.790 | Per ADM Amounts: | \$9,707 | \$359 | \$1,035 | \$11,101 |
| Imagine Middle at East Mesa, Inc. | 078521000 | \$161,722 | \$1,697 | \$0 | \$163,419 |
| Total Attending ADM: 26.320 | Per ADM Amounts: | \$6,144 | \$64 | \$0 | \$6,209 |
| Imagine Middle at Surprise, Inc. | 078522000 | \$829,677 | \$31,792 | \$141,214 | \$1,002,683 |
| Total Attending ADM: 115.840 | Per ADM Amounts: | \$7,162 | \$274 | \$1,219 | \$8,656 |
| Integrity Education Corporation | 078751000 | \$588,766 | \$38,082 | \$64,803 | \$691,651 |
| Total Attending ADM: 70.115 | Per ADM Amounts: | \$8,397 | \$543 | \$924 | \$9,865 |
| Intelli-School, Inc. | 078741000 | \$1,243,629 | \$95,859 | \$28,175 | \$1,367,663 |
| Total Attending ADM: 152.910 | Per ADM Amounts: | \$8,133 | \$627 | \$184 | \$8,944 |

| Expenditures by Project for Charters | | General Projects | CSP & IIP | State & Federal Projects | Total Project Expenditures |
|---|------------------|---------------------|-----------|--------------------------------|-------------------------------|
| Maricopa County | | | | | |
| International Commerce Secondary Schools, Inc. | 078710000 | \$1,391,040 | \$178,057 | \$0 | \$1,569,097 |
| Total Attending ADM: 340.410 | Per ADM Amounts: | \$4,086 | \$523 | \$0 | \$4,609 |
| International Studies Academy | 078902000 | \$1,095,781 | \$62,988 | \$7,192 | \$1,165,961 |
| Total Attending ADM: 109.680 | Per ADM Amounts: | \$9,991 | \$574 | \$66 | \$10,631 |
| James Madison Preparatory School | 078795000 | \$1,171,613 | \$87,813 | \$12,400 | \$1,271,826 |
| Total Attending ADM: 163.580 | Per ADM Amounts: | \$7,162 | \$537 | \$76 | \$7,775 |
| James Sandoval Preparatory High School | 078928000 | \$1,050,970 | \$68,355 | \$102,675 | \$1,222,000 |
| Total Attending ADM: 155.200 | Per ADM Amounts: | \$6,772 | \$440 | \$662 | \$7,874 |
| Kachina Country Day School | 078753000 | \$836,563 | \$44,742 | \$4,112 | \$885,417 |
| Total Attending ADM: 87.295 | Per ADM Amounts: | \$9,583 | \$513 | \$47 | \$10,143 |
| Keystone Montessori Charter School, Inc. | 078779000 | \$2,546,200 | \$95,988 | \$0 | \$2,642,188 |
| Total Attending ADM: 190.780 | Per ADM Amounts: | \$13,346 | \$503 | \$0 | \$13,849 |
| Khalsa Montessori Elementary Schools | 078759000 | \$817,368 | \$61,932 | \$16,432 | \$895,732 |
| Total Attending ADM: 136.880 | Per ADM Amounts: | \$5,971 | \$452 | \$120 | \$6,544 |
| LEAD Charter Schools | 078968000 | \$1,878,576 | \$166,971 | \$62,195 | \$2,107,742 |
| Total Attending ADM: 363.095 | Per ADM Amounts: | \$5,174 | \$460 | \$171 | \$5,805 |
| Legacy Education Group | 078507000 | \$797,006 | \$68,117 | \$122,458 | \$987,581 |
| Total Attending ADM: 118.690 | Per ADM Amounts: | \$6,715 | \$574 | \$1,032 | \$8,321 |
| Legacy Schools | 078685000 | \$2,581,086 | \$143,950 | \$74,476 | \$2,799,512 |
| Total Attending ADM: 312.175 | Per ADM Amounts: | \$8,268 | \$461 | \$239 | \$8,968 |
| Liberty Traditional Charter School | 078784000 | \$1,934,154 | \$161,161 | \$182,203 | \$2,277,518 |
| Total Attending ADM: 344.565 | Per ADM Amounts: | \$5,613 | \$468 | \$529 | \$6,610 |
| Life Skills Center of Arizona, Inc. dba Life Skills | 078980000 | \$2,107,121 | \$45,594 | \$0 | \$2,152,715 |
| Total Attending ADM: 330.660 | Per ADM Amounts: | \$6,372 | \$138 | \$0 | \$6,510 |
| Little Lamb Community School | 078997000 | \$928,339 | \$57,217 | \$9,849 | \$995,405 |
| Total Attending ADM: 123.495 | Per ADM Amounts: | \$7,517 | \$463 | \$80 | \$8,060 |
| Maricopa County Community College District on | 078647000 | \$1,145,591 | \$74,982 | \$71,607 | \$1,292,180 |
| Total Attending ADM: 198.110 | Per ADM Amounts: | \$5,783 | \$378 | \$361 | \$6,523 |
| Maricopa County Community College District on | 078743000 | \$411,944 | \$46,635 | \$0 | \$458,579 |
| Total Attending ADM: 61.940 | Per ADM Amounts: | \$6,651 | \$753 | \$0 | \$7,404 |
| Maya Public Charter High School | 078949000 | \$3,110,223 | \$268,901 | \$303,596 | \$3,682,720 |
| Total Attending ADM: 548.360 | Per ADM Amounts: | \$5,672 | \$490 | \$554 | \$6,716 |
| Mesa Arts Academy | 078613000 | \$1,253,737 | \$99,567 | \$108,112 | \$1,461,416 |
| Total Attending ADM: 202.760 | Per ADM Amounts: | \$6,183 | \$491 | \$533 | \$7,208 |
| Metropolitan Arts Institute, Inc. | 078906000 | \$1,337,580 | \$123,344 | \$16,037 | \$1,476,961 |
| Total Attending ADM: 209.640 | Per ADM Amounts: | \$6,380 | \$588 | \$76 | \$7,045 |
| Midtown Primary School | 078976000 | \$438,781 | \$36,897 | \$47,737 | \$523,415 |
| Total Attending ADM: 86.745 | Per ADM Amounts: | \$5,058 | \$425 | \$550 | \$6,034 |
| Milestones Charter School | 078791000 | \$2,485,329 | \$145,968 | \$18,517 | \$2,649,814 |
| Total Attending ADM: 290.245 | Per ADM Amounts: | \$8,563 | \$503 | \$64 | \$9,130 |
| Mission Charter School, Inc. | 078904000 | \$1,098,353 | \$72,480 | \$29,524 | \$1,200,357 |
| Total Attending ADM: 157.950 | Per ADM Amounts: | \$6,954 | \$459 | \$187 | \$7,600 |
| Montessori Academy, Inc. Montessori Academy | 078977000 | \$655,624 | \$49,350 | \$0 | \$704,974 |
| Total Attending ADM: 77.520 | Per ADM Amounts: | \$8,457 | \$637 | \$0 | \$9,094 |
| Montessori Day Public Schools Chartered, Inc. | 078758000 | \$1,587,118 | \$132,471 | \$138,296 | \$1,857,885 |
| Total Attending ADM: 240.720 | Per ADM Amounts: | \$6,593 | \$550 | \$575 | \$7,718 |
| Montessori Education Centre Charter School | 078763000 | \$2,375,164 | \$193,451 | \$0 | \$2,568,615 |
| Total Attending ADM: 388.805 | Per ADM Amounts: | \$6,109 | \$498 | \$0 | \$6,606 |

| Expenditures by Project for Charters | | General Projects | CSP & IIP | State & Federal Projects | Total Project Expenditures |
|--|------------------|---------------------|-----------|--------------------------------|-------------------------------|
| Maricopa County | | | | | |
| Montessori House, Inc. | 078936000 | \$200,146 | \$13,461 | \$0 | \$213,607 |
| Total Attending ADM: 40.500 | Per ADM Amounts: | \$4,942 | \$332 | \$0 | \$5,274 |
| Montezuma Public Charter Middle School | 078982000 | \$115,716 | \$11,728 | \$3,784 | \$131,228 |
| Total Attending ADM: 22.885 | Per ADM Amounts: | \$5,056 | \$512 | \$165 | \$5,734 |
| New Century Educational Management Services | 078504000 | \$144,725 | \$13,158 | \$0 | \$157,883 |
| Total Attending ADM: 25.840 | Per ADM Amounts: | \$5,601 | \$509 | \$0 | \$6,110 |
| New Horizon School for the Performing Arts | 078771000 | \$1,070,537 | \$65,690 | \$99,838 | \$1,236,065 |
| Total Attending ADM: 140.265 | Per ADM Amounts: | \$7,632 | \$468 | \$712 | \$8,812 |
| New Samaritan High School | 078748000 | \$492,012 | \$28,274 | \$16,507 | \$536,793 |
| Total Attending ADM: 84.500 | Per ADM Amounts: | \$5,823 | \$335 | \$195 | \$6,353 |
| New School For The Arts | 078903000 | \$1,823,396 | \$171,774 | \$55,286 | \$2,050,456 |
| Total Attending ADM: 265.300 | Per ADM Amounts: | \$6,873 | \$647 | \$208 | \$7,729 |
| New School for the Arts Middle School | 078981000 | \$241,637 | \$49,256 | \$28,389 | \$319,282 |
| Total Attending ADM: 43.610 | Per ADM Amounts: | \$5,541 | \$1,129 | \$651 | \$7,321 |
| New World Educational Center | 078760000 | \$1,368,945 | \$140,645 | \$94,669 | \$1,604,259 |
| Total Attending ADM: 282.775 | Per ADM Amounts: | \$4,841 | \$497 | \$335 | \$5,673 |
| Noah Webster Basic School | 078930000 | \$5,514,946 | \$555,347 | \$192,238 | \$6,262,531 |
| Total Attending ADM: 1,057.110 | Per ADM Amounts: | \$5,217 | \$525 | \$182 | \$5,924 |
| North Star Charter School, Inc. | 078945000 | \$457,730 | \$42,300 | \$57,401 | \$557,431 |
| Total Attending ADM: 74.760 | Per ADM Amounts: | \$6,123 | \$566 | \$768 | \$7,456 |
| Ocotillo Public Charter High School dba Ocotillo | 078950000 | \$1,719,052 | \$145,941 | \$273,525 | \$2,138,518 |
| Total Attending ADM: 268.765 | Per ADM Amounts: | \$6,396 | \$543 | \$1,018 | \$7,957 |
| Ombudsman Educational Services, Ltd.,a subsidiary | 078767000 | \$2,537,269 | \$217,278 | \$0 | \$2,754,547 |
| Total Attending ADM: 476.512 | Per ADM Amounts: | \$5,325 | \$456 | \$0 | \$5,781 |
| OMEGA SCHOOLS d.b.a. Omega Academy, Inc. | 078603000 | \$3,813,983 | \$168,737 | \$649,957 | \$4,632,677 |
| Total Attending ADM: 495.045 | Per ADM Amounts: | \$7,704 | \$341 | \$1,313 | \$9,358 |
| P.L.C. Charter Schools | 078907000 | \$4,450,037 | \$389,990 | \$431,182 | \$5,271,209 |
| Total Attending ADM: 837.025 | Per ADM Amounts: | \$5,316 | \$466 | \$515 | \$6,298 |
| Pan-American Elementary Charter | 078940000 | \$1,182,102 | \$130,029 | \$54,914 | \$1,367,045 |
| Total Attending ADM: 255.330 | Per ADM Amounts: | \$4,630 | \$509 | \$215 | \$5,354 |
| Paragon Management, Inc. | 078912000 | \$7,024,318 | \$454,582 | \$203,204 | \$7,682,104 |
| Total Attending ADM: 1,181.040 | Per ADM Amounts: | \$5,948 | \$385 | \$172 | \$6,505 |
| Paramount Education Studies Inc | 078905000 | \$2,053,206 | \$429,445 | \$7,109 | \$2,489,760 |
| Total Attending ADM: 355.835 | Per ADM Amounts: | \$5,770 | \$1,207 | \$20 | \$6,997 |
| Partnership with Parents, Inc., dba Desert Heights | 078621000 | \$2,704,109 | \$186,897 | \$93,723 | \$2,984,729 |
| Total Attending ADM: 387.960 | Per ADM Amounts: | \$6,970 | \$482 | \$242 | \$7,693 |
| PAS Charter, Inc., dba Intelli-School | 078963000 | \$1,353,268 | \$137,642 | \$35,292 | \$1,526,202 |
| Total Attending ADM: 187.788 | Per ADM Amounts: | \$7,206 | \$733 | \$188 | \$8,127 |
| Pathfinder Charter School Foundation | 078792000 | \$3,391,674 | \$247,339 | \$248,799 | \$3,887,812 |
| Total Attending ADM: 509.920 | Per ADM Amounts: | \$6,651 | \$485 | \$488 | \$7,624 |
| Patriot Academy, Inc. | 078733000 | \$410,107 | \$30,572 | \$50,589 | \$491,268 |
| Total Attending ADM: 69.330 | Per ADM Amounts: | \$5,915 | \$441 | \$730 | \$7,086 |
| Peoria Accelerated Public Charter High School | 078951000 | \$3,089,758 | \$260,896 | \$193,791 | \$3,544,445 |
| Total Attending ADM: 516.620 | Per ADM Amounts: | \$5,981 | \$505 | \$375 | \$6,861 |
| Phoenix Advantage Charter School, Inc. | 078714000 | \$4,666,118 | \$368,905 | \$884,653 | \$5,919,676 |
| Total Attending ADM: 703.315 | Per ADM Amounts: | \$6,634 | \$525 | \$1,258 | \$8,417 |
| Phoenix Education Management, LLC, | 078716000 | \$5,433,607 | \$224,321 | \$14,760 | \$5,672,688 |
| Total Attending ADM: 615.065 | Per ADM Amounts: | \$8,834 | \$365 | \$24 | \$9,223 |

| Expenditures by Project for Charters | | General Projects | CSP & IIP | State & Federal Projects | Total Project Expenditures |
|---|------------------|---------------------|-----------|--------------------------------|-------------------------------|
| Maricopa County | | | | | |
| Phoenix School of Academic Excellence The | 078776000 | \$703,190 | \$78,287 | \$93,598 | \$875,075 |
| Total Attending ADM: 116.460 | Per ADM Amounts: | \$6,038 | \$672 | \$804 | \$7,514 |
| Pinnacle Education-DS, Inc. | 078730000 | \$790,550 | \$58,249 | \$0 | \$848,799 |
| Total Attending ADM: 135.750 | Per ADM Amounts: | \$5,824 | \$429 | \$0 | \$6,253 |
| Pinnacle Education-FA, Inc. | 078728000 | \$1,035,566 | \$129,717 | \$1,000 | \$1,166,283 |
| Total Attending ADM: 0.000 | Per ADM Amounts: | | | | |
| Pinnacle Education-Mesa, Inc. | 078720000 | \$880,097 | \$78,882 | \$0 | \$958,979 |
| Total Attending ADM: 131.990 | Per ADM Amounts: | \$6,668 | \$598 | \$0 | \$7,266 |
| Pinnacle Education-Tempe, Inc. | 078726000 | \$6,851,020 | \$244,484 | \$0 | \$7,095,504 |
| Total Attending ADM: 825.020 | Per ADM Amounts: | \$8,304 | \$296 | \$0 | \$8,600 |
| Pinnacle Education-WMAA, Inc. | 078729000 | \$679,850 | \$32,320 | \$0 | \$712,170 |
| Total Attending ADM: 69.430 | Per ADM Amounts: | \$9,792 | \$466 | \$0 | \$10,257 |
| Pinnacle Education-WMCB, Inc. | 078920000 | \$703,491 | \$42,706 | \$0 | \$746,197 |
| Total Attending ADM: 82.670 | Per ADM Amounts: | \$8,510 | \$517 | \$0 | \$9,026 |
| Pointe Educational Services | 078925000 | \$6,023,446 | \$738,150 | \$99,526 | \$6,861,122 |
| Total Attending ADM: 1,106.665 | Per ADM Amounts: | \$5,443 | \$667 | \$90 | \$6,200 |
| Precision Academy Systems, Inc | 078670000 | \$3,617,889 | \$247,178 | \$655,105 | \$4,520,172 |
| Total Attending ADM: 617.165 | Per ADM Amounts: | \$5,862 | \$401 | \$1,061 | \$7,324 |
| Premier Charter High School | 078939000 | \$2,177,058 | \$102,533 | \$168,282 | \$2,447,873 |
| Total Attending ADM: 299.135 | Per ADM Amounts: | \$7,278 | \$343 | \$563 | \$8,183 |
| Prescott Valley Charter School | 078516000 | \$1,174,088 | \$76,004 | \$33,101 | \$1,283,193 |
| Total Attending ADM: 187.635 | Per ADM Amounts: | \$6,257 | \$405 | \$176 | \$6,839 |
| Primavera Technical Learning Center | 078926000 | \$8,732,444 | \$600,523 | \$222,563 | \$9,555,530 |
| Total Attending ADM: 1,743.570 | Per ADM Amounts: | \$5,008 | \$344 | \$128 | \$5,480 |
| Rosefield Charter Elementary School, Inc. | 078508000 | \$3,756,580 | \$143,615 | \$51,802 | \$3,951,997 |
| Total Attending ADM: 574.880 | Per ADM Amounts: | \$6,535 | \$250 | \$90 | \$6,874 |
| RSD Charter School, Inc. | 078735000 | \$1,258,831 | \$92,992 | \$43,746 | \$1,395,569 |
| Total Attending ADM: 172.870 | Per ADM Amounts: | \$7,282 | \$538 | \$253 | \$8,073 |
| Salt River Pima-Maricopa Community Schools | 078656000 | \$4,306,515 | \$90,000 | \$1,338,563 | \$5,735,078 |
| Total Attending ADM: 247.585 | Per ADM Amounts: | \$17,394 | \$364 | \$5,406 | \$23,164 |
| SC Jensen Corporation, Inc. dba Intelli-School | 078962000 | \$1,543,034 | \$84,509 | \$48,261 | \$1,675,804 |
| Total Attending ADM: 207.335 | Per ADM Amounts: | \$7,442 | \$408 | \$233 | \$8,083 |
| Scottsdale Educational Enrichment Public Charter | 078999000 | \$604,874 | \$38,731 | \$29,577 | \$673,182 |
| Total Attending ADM: 68.448 | Per ADM Amounts: | \$8,837 | \$566 | \$432 | \$9,835 |
| Scottsdale Horizons Charter School | 078734000 | \$562,883 | \$43,826 | \$139,843 | \$746,552 |
| Total Attending ADM: 60.015 | Per ADM Amounts: | \$9,379 | \$730 | \$2,330 | \$12,439 |
| Self Development Charter School | 078796000 | \$1,567,901 | \$121,621 | \$0 | \$1,689,522 |
| Total Attending ADM: 246.645 | Per ADM Amounts: | \$6,357 | \$493 | \$0 | \$6,850 |
| Sequoia Choice Schools, LLLP | 078705000 | \$4,711,370 | \$181,129 | \$1,307 | \$4,893,806 |
| Total Attending ADM: 810.540 | Per ADM Amounts: | \$5,813 | \$223 | \$2 | \$6,038 |
| Sierra Vista Charter School, Inc., dba Chancellor | 078973000 | \$3,034,922 | \$137,324 | \$84,931 | \$3,257,177 |
| Total Attending ADM: 412.815 | Per ADM Amounts: | \$7,352 | \$333 | \$206 | \$7,890 |
| Skyline Technical High School | 078914000 | \$3,276,959 | \$182,661 | \$144,242 | \$3,603,862 |
| Total Attending ADM: 500.680 | Per ADM Amounts: | \$6,545 | \$365 | \$288 | \$7,198 |
| Sonoran Desert School | 078786000 | \$485,401 | \$31,381 | \$37,452 | \$554,234 |
| Total Attending ADM: 79.488 | Per ADM Amounts: | \$6,107 | \$395 | \$471 | \$6,973 |
| South Pointe Public Charter School | 078983000 | \$3,640,589 | \$296,897 | \$330,533 | \$4,268,019 |
| Total Attending ADM: 633.162 | Per ADM Amounts: | \$5,750 | \$469 | \$522 | \$6,741 |

| Expenditures by Project for Charters | | General Projects | CSP & IIP | State & Federal Projects | Total Project Expenditures |
|--|------------------|---------------------|-----------|--------------------------------|-------------------------------|
| Maricopa County | | | | | |
| South Ridge Public Charter High School | 078517000 | \$2,242,576 | \$170,329 | \$0 | \$2,412,905 |
| Total Attending ADM: 317.470 | Per ADM Amounts: | \$7,064 | \$537 | \$0 | \$7,600 |
| StarShine Academy | 078992000 | \$1,008,069 | \$60,162 | \$147,014 | \$1,215,245 |
| Total Attending ADM: 114.240 | Per ADM Amounts: | \$8,824 | \$527 | \$1,287 | \$10,638 |
| Stepping Stones Academy | 078781000 | \$896,849 | \$75,183 | \$16,120 | \$988,152 |
| Total Attending ADM: 147.230 | Per ADM Amounts: | \$6,091 | \$511 | \$109 | \$6,712 |
| Success School | 078924000 | \$2,077,369 | \$145,666 | \$274,410 | \$2,497,445 |
| Total Attending ADM: 284.805 | Per ADM Amounts: | \$7,294 | \$511 | \$964 | \$8,769 |
| Summit Public Charter High School | 078952000 | \$2,435,891 | \$217,379 | \$177,893 | \$2,831,163 |
| Total Attending ADM: 423.485 | Per ADM Amounts: | \$5,752 | \$513 | \$420 | \$6,685 |
| Sun Valley Public Charter High School | 078953000 | \$3,673,656 | \$323,243 | \$363,776 | \$4,360,675 |
| Total Attending ADM: 689.345 | Per ADM Amounts: | \$5,329 | \$469 | \$528 | \$6,326 |
| Superior School | 078923000 | \$613,640 | \$26,518 | \$316,974 | \$957,132 |
| Total Attending ADM: 98.670 | Per ADM Amounts: | \$6,219 | \$269 | \$3,212 | \$9,700 |
| Tempe Accelerated Public Charter High School | 078954000 | \$1,962,723 | \$173,090 | \$155,579 | \$2,291,392 |
| Total Attending ADM: 323.070 | Per ADM Amounts: | \$6,075 | \$536 | \$482 | \$7,093 |
| Tempe Preparatory Academy | 078761000 | \$2,787,837 | \$199,184 | \$0 | \$2,987,021 |
| Total Attending ADM: 328.350 | Per ADM Amounts: | \$8,490 | \$607 | \$0 | \$9,097 |
| Tertulia: A Learning Community | 078747000 | \$1,812,242 | \$121,135 | \$249,530 | \$2,182,907 |
| Total Attending ADM: 255.505 | Per ADM Amounts: | \$7,093 | \$474 | \$977 | \$8,544 |
| Twenty First Century Charter School, Inc. dba: | 078630000 | \$438,427 | \$34,860 | \$26,186 | \$499,473 |
| Total Attending ADM: 68.015 | Per ADM Amounts: | \$6,446 | \$513 | \$385 | \$7,344 |
| Twenty First Century Charter Schools, Inc. | 078944000 | \$366,669 | \$33,707 | \$130,122 | \$530,498 |
| Total Attending ADM: 65.765 | Per ADM Amounts: | \$5,575 | \$513 | \$1,979 | \$8,067 |
| Valley Academy, Inc. | 078749000 | \$3,147,977 | \$232,171 | \$81,795 | \$3,461,943 |
| Total Attending ADM: 657.170 | Per ADM Amounts: | \$4,790 | \$353 | \$124 | \$5,268 |
| Valley of the Sun Waldorf Education Association, | 078964000 | \$1,348,823 | \$94,520 | \$24,779 | \$1,468,122 |
| Total Attending ADM: 174.430 | Per ADM Amounts: | \$7,733 | \$542 | \$142 | \$8,417 |
| Ventana Academic Charter School | 078609000 | \$437,866 | \$45,908 | \$13,901 | \$497,675 |
| Total Attending ADM: 64.970 | Per ADM Amounts: | \$6,740 | \$707 | \$214 | \$7,660 |
| Veritas Preparatory Academy | 078984000 | \$1,866,727 | \$143,621 | \$0 | \$2,010,348 |
| Total Attending ADM: 251.230 | Per ADM Amounts: | \$7,430 | \$572 | \$0 | \$8,002 |
| Vicki A. Romero High School | 078775000 | \$1,797,896 | \$137,436 | \$453,266 | \$2,388,598 |
| Total Attending ADM: 370.390 | Per ADM Amounts: | \$4,854 | \$371 | \$1,224 | \$6,449 |
| Victory High School, Inc. | 078757000 | \$201,237 | \$10,937 | \$60,799 | \$272,973 |
| Total Attending ADM: 34.660 | Per ADM Amounts: | \$5,806 | \$316 | \$1,754 | \$7,876 |
| Villa Montessori Charter School | 078715000 | \$3,386,443 | \$195,427 | \$59,837 | \$3,641,707 |
| Total Attending ADM: 454.030 | Per ADM Amounts: | \$7,459 | \$430 | \$132 | \$8,021 |
| Vista Charter School | 078960000 | \$477,721 | \$47,966 | \$48,594 | \$574,281 |
| Total Attending ADM: 78.110 | Per ADM Amounts: | \$6,116 | \$614 | \$622 | \$7,352 |
| West Gilbert Charter Elementary School, Inc. | 078935000 | \$2,999,557 | \$196,538 | \$78,568 | \$3,274,663 |
| Total Attending ADM: 420.145 | Per ADM Amounts: | \$7,139 | \$468 | \$187 | \$7,794 |
| West Gilbert Charter Middle School, Inc., dba West | 078974000 | \$665,551 | \$44,833 | \$8,490 | \$718,874 |
| Total Attending ADM: 110.800 | Per ADM Amounts: | \$6,007 | \$405 | \$77 | \$6,488 |
| West Phoenix Public Charter High School | 078956000 | \$3,818,873 | \$321,548 | \$426,570 | \$4,566,991 |
| Total Attending ADM: 689.410 | Per ADM Amounts: | \$5,539 | \$466 | \$619 | \$6,624 |
| Westwind Children's Services | 078773000 | \$1,976,042 | \$154,186 | \$96,466 | \$2,226,694 |
| Total Attending ADM: 262.775 | Per ADM Amounts: | \$7,520 | \$587 | \$367 | \$8,474 |

Expenditures by Project for Charters

General
Projects

CSP & IIP

State &
Federal
ProjectsTotal Project
Expenditures

Maricopa County

| | | | | | |
|---------------------------------|------------------|---------------|--------------|--------------|---------------|
| Westwind Middle School Academy | 078931000 | \$433,041 | \$33,094 | \$22,523 | \$488,658 |
| Total Attending ADM: 64.900 | Per ADM Amounts: | \$6,672 | \$510 | \$347 | \$7,529 |
| Youngtown Public Charter School | 078933000 | \$1,500,404 | \$90,036 | \$264,088 | \$1,854,528 |
| Total Attending ADM: 213.640 | Per ADM Amounts: | \$7,023 | \$421 | \$1,236 | \$8,681 |
| Maricopa Totals | | \$372,367,288 | \$26,965,218 | \$21,078,256 | \$420,410,762 |
| Total Attending ADM: 58,390.570 | Per ADM Amounts: | \$6,377 | \$462 | \$361 | \$7,200 |

Expenditures by Project for Charters

General
Projects

CSP & IIP

State &
Federal
ProjectsTotal Project
Expenditures

Mohave County

| | | | | | |
|---|------------------|--------------|-------------|-------------|--------------|
| Academy of Building Industries, Inc. | 088704000 | \$608,785 | \$34,424 | \$154,920 | \$798,129 |
| Total Attending ADM: 89.650 | Per ADM Amounts: | \$6,791 | \$384 | \$1,728 | \$8,903 |
| Desert Technology Schools, Inc. | 088757000 | \$1,428,048 | \$64,043 | \$120,893 | \$1,612,984 |
| Total Attending ADM: 179.210 | Per ADM Amounts: | \$7,969 | \$357 | \$675 | \$9,001 |
| E.A.G.L.E. Academy, Inc. | 088756000 | \$1,323,928 | \$74,164 | \$208,058 | \$1,606,150 |
| Total Attending ADM: 196.500 | Per ADM Amounts: | \$6,738 | \$377 | \$1,059 | \$8,174 |
| Kingman Academy Of Learning | 088620000 | \$6,807,623 | \$468,162 | \$357,599 | \$7,633,384 |
| Total Attending ADM: 1,324.395 | Per ADM Amounts: | \$5,140 | \$353 | \$270 | \$5,764 |
| Lake Havasu Charter School, Inc. | 088750000 | \$664,596 | \$76,536 | \$59,859 | \$800,991 |
| Total Attending ADM: 99.765 | Per ADM Amounts: | \$6,662 | \$767 | \$600 | \$8,029 |
| Masada Charter School, Inc. | 088759000 | \$1,745,708 | \$161,533 | \$0 | \$1,907,241 |
| Total Attending ADM: 340.245 | Per ADM Amounts: | \$5,131 | \$475 | \$0 | \$5,605 |
| Mohave Accelerated Elementary School, Inc. | 088703000 | \$821,077 | \$76,185 | \$74,861 | \$972,123 |
| Total Attending ADM: 128.660 | Per ADM Amounts: | \$6,382 | \$592 | \$582 | \$7,556 |
| Mohave Accelerated Learning Center | 088758000 | \$1,968,973 | \$149,507 | \$140,454 | \$2,258,934 |
| Total Attending ADM: 291.570 | Per ADM Amounts: | \$6,753 | \$513 | \$482 | \$7,747 |
| Telesis Center for Learning, Inc. | 088702000 | \$1,887,648 | \$174,393 | \$178,712 | \$2,240,753 |
| Total Attending ADM: 325.700 | Per ADM Amounts: | \$5,796 | \$535 | \$549 | \$6,880 |
| Young Scholars Academy Charter School Corp. | 088755000 | \$2,082,779 | \$154,558 | \$110,518 | \$2,347,855 |
| Total Attending ADM: 387.695 | Per ADM Amounts: | \$5,372 | \$399 | \$285 | \$6,056 |
| Mohave Totals | | \$19,339,165 | \$1,433,505 | \$1,405,874 | \$22,178,544 |
| Total Attending ADM: 3,363.390 | Per ADM Amounts: | \$5,750 | \$426 | \$418 | \$6,594 |

Expenditures by Project for Charters

General
Projects

CSP & IIP

State &
Federal
ProjectsTotal Project
Expenditures

Navajo County

| | | | | | |
|--|------------------|--------------|-----------|-------------|--------------|
| Developing Innovations in Navajo Education, Inc. | 098651000 | \$288,278 | \$6,771 | \$58,331 | \$353,380 |
| Total Attending ADM: 24.600 | Per ADM Amounts: | \$11,719 | \$275 | \$2,371 | \$14,365 |
| Founding Fathers Academies, Inc | 098750000 | \$676,121 | \$50,550 | \$90,228 | \$816,899 |
| Total Attending ADM: 96.955 | Per ADM Amounts: | \$6,974 | \$521 | \$931 | \$8,426 |
| Little Singer Community School Board Inc. | 098748000 | \$127,053 | \$1,870 | \$113,116 | \$242,039 |
| Total Attending ADM: 23.120 | Per ADM Amounts: | \$5,495 | \$81 | \$4,893 | \$10,469 |
| Northern Arizona Academy for Career Development, | 098745000 | \$894,210 | \$47,515 | \$168,772 | \$1,110,497 |
| Total Attending ADM: 124.612 | Per ADM Amounts: | \$7,176 | \$381 | \$1,354 | \$8,912 |
| Shonto Governing Board of Education, Inc. | 098747000 | \$5,789,293 | \$207,773 | \$2,306,525 | \$8,303,591 |
| Total Attending ADM: 416.330 | Per ADM Amounts: | \$13,906 | \$499 | \$5,540 | \$19,945 |
| Shonto Governing Board of Education, Inc. | 098746000 | \$5,790,726 | \$61,562 | \$4,333,226 | \$10,185,514 |
| Total Attending ADM: 131.102 | Per ADM Amounts: | \$44,170 | \$470 | \$33,052 | \$77,692 |
| Navajo Totals | | \$13,565,681 | \$376,041 | \$7,070,198 | \$21,011,920 |
| Total Attending ADM: 816.719 | Per ADM Amounts: | \$16,610 | \$460 | \$8,657 | \$25,727 |

Expenditures by Project for Charters

General
Projects

CSP & IIP

State &
Federal
ProjectsTotal Project
Expenditures

Pima County

| | | | | | |
|--|------------------|-------------|-----------|-----------|-------------|
| A Child's View School, Inc. | 108731000 | \$277,346 | \$29,959 | \$0 | \$307,305 |
| Total Attending ADM: 53.970 | Per ADM Amounts: | \$5,139 | \$555 | \$0 | \$5,694 |
| Academy of Math and Science, Inc. | 108713000 | \$1,543,863 | \$115,363 | \$133,586 | \$1,792,812 |
| Total Attending ADM: 256.700 | Per ADM Amounts: | \$6,014 | \$449 | \$520 | \$6,984 |
| Academy of Tucson, Inc. | 108665000 | \$3,644,737 | \$232,184 | \$78,136 | \$3,955,057 |
| Total Attending ADM: 592.215 | Per ADM Amounts: | \$6,154 | \$392 | \$132 | \$6,678 |
| Accelerated Elementary and Secondary Schools | 108767000 | \$1,506,854 | \$124,542 | \$68,673 | \$1,700,069 |
| Total Attending ADM: 212.925 | Per ADM Amounts: | \$7,077 | \$585 | \$323 | \$7,984 |
| Allsport Enterprises, Inc. | 108716000 | \$618,285 | \$65,473 | \$0 | \$683,758 |
| Total Attending ADM: 100.060 | Per ADM Amounts: | \$6,179 | \$654 | \$0 | \$6,833 |
| Alta Vista Public Charter High School | 108794000 | \$2,908,727 | \$241,931 | \$275,770 | \$3,426,428 |
| Total Attending ADM: 468.498 | Per ADM Amounts: | \$6,209 | \$516 | \$589 | \$7,314 |
| Aprender Tucson | 108785000 | \$1,514,753 | \$125,852 | \$278,974 | \$1,919,579 |
| Total Attending ADM: 253.355 | Per ADM Amounts: | \$5,979 | \$497 | \$1,101 | \$7,577 |
| Arizona Community Development Corporation | 108709000 | \$6,337,071 | \$429,400 | \$473,800 | \$7,240,271 |
| Total Attending ADM: 1,101.545 | Per ADM Amounts: | \$5,753 | \$390 | \$430 | \$6,573 |
| BASIS School, Inc. | 108725000 | \$2,772,035 | \$224,358 | \$28,744 | \$3,025,137 |
| Total Attending ADM: 458.800 | Per ADM Amounts: | \$6,042 | \$489 | \$63 | \$6,594 |
| Beginning Academy, Inc. | 108728000 | \$302,566 | \$19,424 | \$38,623 | \$360,613 |
| Total Attending ADM: 44.395 | Per ADM Amounts: | \$6,815 | \$438 | \$870 | \$8,123 |
| Calli Ollin Academy | 108727000 | \$1,041,870 | \$68,881 | \$96,382 | \$1,207,133 |
| Total Attending ADM: 150.890 | Per ADM Amounts: | \$6,905 | \$456 | \$639 | \$8,000 |
| Calli Ollin Academy dba Toltecalli Academy | 108793000 | \$997,700 | \$64,431 | \$89,199 | \$1,151,330 |
| Total Attending ADM: 141.118 | Per ADM Amounts: | \$7,070 | \$457 | \$632 | \$8,159 |
| Canyon Rose Academy, Inc. | 108715000 | \$2,165,579 | \$184,505 | \$0 | \$2,350,084 |
| Total Attending ADM: 346.380 | Per ADM Amounts: | \$6,252 | \$533 | \$0 | \$6,785 |
| Carden of Tucson, Inc. | 108777000 | \$732,847 | \$53,016 | \$11,479 | \$797,342 |
| Total Attending ADM: 123.405 | Per ADM Amounts: | \$5,939 | \$430 | \$93 | \$6,461 |
| Cesar Chavez Learning Community, Inc. | 108712000 | \$1,274,548 | \$48,211 | \$124,059 | \$1,446,818 |
| Total Attending ADM: 153.320 | Per ADM Amounts: | \$8,313 | \$314 | \$809 | \$9,437 |
| Childrens Success Academy | 108776000 | \$453,641 | \$32,497 | \$59,584 | \$545,722 |
| Total Attending ADM: 73.635 | Per ADM Amounts: | \$6,161 | \$441 | \$809 | \$7,411 |
| Compass High School, Inc. | 108788000 | \$1,833,540 | \$209,092 | \$0 | \$2,042,632 |
| Total Attending ADM: 313.865 | Per ADM Amounts: | \$5,842 | \$666 | \$0 | \$6,508 |
| Daisy Education Corporation | 108666000 | \$3,456,802 | \$277,057 | \$85,569 | \$3,819,428 |
| Total Attending ADM: 573.720 | Per ADM Amounts: | \$6,025 | \$483 | \$149 | \$6,657 |
| Desert Rose Academy, Inc. | 108787000 | \$1,172,431 | \$91,780 | \$0 | \$1,264,211 |
| Total Attending ADM: 164.815 | Per ADM Amounts: | \$7,114 | \$557 | \$0 | \$7,670 |
| Desert Sky Community School, Inc. | 108732000 | \$377,642 | \$18,818 | \$93,141 | \$489,601 |
| Total Attending ADM: 36.870 | Per ADM Amounts: | \$10,243 | \$510 | \$2,526 | \$13,279 |
| Desert Springs Academy | 108771000 | \$769,819 | \$84,012 | \$0 | \$853,831 |
| Total Attending ADM: 127.595 | Per ADM Amounts: | \$6,033 | \$658 | \$0 | \$6,692 |
| Eastpointe High School, Inc. | 108781000 | \$1,221,422 | \$113,123 | \$0 | \$1,334,545 |
| Total Attending ADM: 209.090 | Per ADM Amounts: | \$5,842 | \$541 | \$0 | \$6,383 |
| EDGE School Inc. The | 108653000 | \$1,303,056 | \$87,268 | \$228,788 | \$1,619,112 |
| Total Attending ADM: 201.405 | Per ADM Amounts: | \$6,470 | \$433 | \$1,136 | \$8,039 |
| Educational Impact, Inc. | 108717000 | \$476,936 | \$41,652 | \$0 | \$518,588 |
| Total Attending ADM: 74.340 | Per ADM Amounts: | \$6,416 | \$560 | \$0 | \$6,976 |

| Expenditures by Project for Charters | | General Projects | CSP & IIP | State & Federal Projects | Total Project Expenditures |
|---|------------------|---------------------|-------------|--------------------------------|-------------------------------|
| Pima County | | | | | |
| El Centro for the Study of Primary and Secondary | 108792000 | \$980,233 | \$42,147 | \$57,821 | \$1,080,201 |
| Total Attending ADM: 132.330 | Per ADM Amounts: | \$7,407 | \$318 | \$437 | \$8,163 |
| El Pueblo Integral - Teaching & Learning | 108797000 | \$506,245 | \$32,661 | \$56,616 | \$595,522 |
| Total Attending ADM: 70.010 | Per ADM Amounts: | \$7,231 | \$467 | \$809 | \$8,506 |
| Global Education Foundation | 108721000 | \$694,032 | \$42,750 | \$130,333 | \$867,115 |
| Total Attending ADM: 100.885 | Per ADM Amounts: | \$6,879 | \$424 | \$1,292 | \$8,595 |
| Great Expectations Academy | 108770000 | \$967,006 | \$67,561 | \$41,177 | \$1,075,744 |
| Total Attending ADM: 173.455 | Per ADM Amounts: | \$5,575 | \$390 | \$237 | \$6,202 |
| Griffin Foundation, Inc. The | 108789000 | \$1,548,501 | \$102,348 | \$149,738 | \$1,800,587 |
| Total Attending ADM: 236.275 | Per ADM Amounts: | \$6,554 | \$433 | \$634 | \$7,621 |
| Ha:san Educational Services | 108726000 | \$1,534,772 | \$41,783 | \$310,875 | \$1,887,430 |
| Total Attending ADM: 147.950 | Per ADM Amounts: | \$10,374 | \$282 | \$2,101 | \$12,757 |
| Ha:san Educational Services | 108730000 | \$422,334 | \$15,532 | \$10,253 | \$448,119 |
| Total Attending ADM: 56.630 | Per ADM Amounts: | \$7,458 | \$274 | \$181 | \$7,913 |
| Hermosa Montessori Charter School | 108701000 | \$1,565,598 | \$87,663 | \$0 | \$1,653,261 |
| Total Attending ADM: 219.205 | Per ADM Amounts: | \$7,142 | \$400 | \$0 | \$7,542 |
| Highland Free School | 108775000 | \$263,279 | \$36,896 | \$36,303 | \$336,478 |
| Total Attending ADM: 56.815 | Per ADM Amounts: | \$4,634 | \$649 | \$639 | \$5,922 |
| Khalsa Family Services | 108784000 | \$1,568,587 | \$114,483 | \$22,072 | \$1,705,142 |
| Total Attending ADM: 221.640 | Per ADM Amounts: | \$7,077 | \$517 | \$100 | \$7,693 |
| Lifelong Learning Research Institute, Inc dba | 108708000 | \$869,645 | \$49,804 | \$5,351 | \$924,800 |
| Total Attending ADM: 128.210 | Per ADM Amounts: | \$6,783 | \$388 | \$42 | \$7,213 |
| Luz Academy of Tucson, Inc | 108702000 | \$1,633,309 | \$88,790 | \$97,680 | \$1,819,779 |
| Total Attending ADM: 188.290 | Per ADM Amounts: | \$8,674 | \$472 | \$519 | \$9,665 |
| Montessori Schoolhouse of Tucson, Inc. | 108703000 | \$471,575 | \$38,843 | \$1,509 | \$511,927 |
| Total Attending ADM: 80.115 | Per ADM Amounts: | \$5,886 | \$485 | \$19 | \$6,390 |
| Mountain Rose Academy, Inc. | 108769000 | \$2,201,495 | \$185,954 | \$0 | \$2,387,449 |
| Total Attending ADM: 349.315 | Per ADM Amounts: | \$6,302 | \$532 | \$0 | \$6,835 |
| MultiDimensional Literacy Corp. | 108774000 | \$1,093,825 | \$83,078 | \$160,756 | \$1,337,659 |
| Total Attending ADM: 148.120 | Per ADM Amounts: | \$7,385 | \$561 | \$1,085 | \$9,031 |
| New West School | 108724000 | \$600,928 | \$48,006 | \$0 | \$648,934 |
| Total Attending ADM: 90.645 | Per ADM Amounts: | \$6,629 | \$530 | \$0 | \$7,159 |
| Nosotros, Inc | 108707000 | \$1,295,180 | \$105,116 | \$145,755 | \$1,546,051 |
| Total Attending ADM: 200.390 | Per ADM Amounts: | \$6,463 | \$525 | \$727 | \$7,715 |
| Old Pueblo Children's Academy | 108790000 | \$497,798 | \$79,414 | \$57,391 | \$634,603 |
| Total Attending ADM: 84.155 | Per ADM Amounts: | \$5,915 | \$944 | \$682 | \$7,541 |
| Pima County Board of Supervisors | 108601000 | \$985,354 | \$65,396 | \$161,677 | \$1,212,427 |
| Total Attending ADM: 107.705 | Per ADM Amounts: | \$9,149 | \$607 | \$1,501 | \$11,257 |
| Pima Prevention Partnership dba Pima Partnership | 108711000 | \$806,305 | \$47,221 | \$458,817 | \$1,312,343 |
| Total Attending ADM: 114.515 | Per ADM Amounts: | \$7,041 | \$412 | \$4,007 | \$11,460 |
| PPEP & Affiliates | 108744000 | \$5,891,906 | \$491,365 | \$770,128 | \$7,153,399 |
| Total Attending ADM: 935.760 | Per ADM Amounts: | \$6,296 | \$525 | \$823 | \$7,644 |
| PPEP & Affiliates, Inc. dba Arizona Virtual Academy | 108796000 | \$13,144,029 | \$1,322,760 | \$701,623 | \$15,168,412 |
| Total Attending ADM: 2,442.190 | Per ADM Amounts: | \$5,382 | \$542 | \$287 | \$6,211 |
| Presidio School | 108778000 | \$1,980,349 | \$144,700 | \$320,072 | \$2,445,121 |
| Total Attending ADM: 314.705 | Per ADM Amounts: | \$6,293 | \$460 | \$1,017 | \$7,770 |
| Satori, Inc. | 108719000 | \$817,403 | \$106,641 | \$45,424 | \$969,468 |
| Total Attending ADM: 138.620 | Per ADM Amounts: | \$5,897 | \$769 | \$328 | \$6,994 |

Expenditures by Project for Charters

General
Projects

CSP & IIP

State &
Federal
ProjectsTotal Project
Expenditures

Pima County

| | | | | | |
|---|------------------|---------------|-------------|-------------|---------------|
| Sierra Oaks School, Inc | 108710000 | \$374,902 | \$52,673 | \$27,570 | \$455,145 |
| Total Attending ADM: 67.790 | Per ADM Amounts: | \$5,530 | \$777 | \$407 | \$6,714 |
| Southern Arizona Community Academy, Inc. | 108772000 | \$1,424,170 | \$122,305 | \$0 | \$1,546,475 |
| Total Attending ADM: 239.410 | Per ADM Amounts: | \$5,949 | \$511 | \$0 | \$6,460 |
| Southgate Academy, Inc. | 108779000 | \$4,177,571 | \$316,299 | \$331,085 | \$4,824,955 |
| Total Attending ADM: 623.175 | Per ADM Amounts: | \$6,704 | \$508 | \$531 | \$7,743 |
| TAG Elementary, Inc. | 108780000 | \$1,784,640 | \$138,197 | \$33,092 | \$1,955,929 |
| Total Attending ADM: 279.605 | Per ADM Amounts: | \$6,383 | \$494 | \$118 | \$6,995 |
| The Charter Foundation, Inc. dba AmeriSchools | 108722000 | \$3,698,258 | \$308,789 | \$410,145 | \$4,417,192 |
| Total Attending ADM: 641.325 | Per ADM Amounts: | \$5,767 | \$481 | \$640 | \$6,888 |
| TLC Charter Schools, Inc, | 108786000 | \$586,002 | \$37,854 | \$50,985 | \$674,841 |
| Total Attending ADM: 76.770 | Per ADM Amounts: | \$7,633 | \$493 | \$664 | \$8,790 |
| Tucson Accelerated Public Charter High School | 108706000 | \$1,495,674 | \$128,246 | \$131,104 | \$1,755,024 |
| Total Attending ADM: 234.190 | Per ADM Amounts: | \$6,387 | \$548 | \$560 | \$7,494 |
| Tucson Country Day School, Inc. | 108773000 | \$2,857,705 | \$236,737 | \$38,027 | \$3,132,469 |
| Total Attending ADM: 542.960 | Per ADM Amounts: | \$5,263 | \$436 | \$70 | \$5,769 |
| Tucson International Academy, Inc. | 108714000 | \$1,216,125 | \$83,859 | \$94,306 | \$1,394,290 |
| Total Attending ADM: 159.205 | Per ADM Amounts: | \$7,639 | \$527 | \$592 | \$8,758 |
| Tucson Preparatory School | 108768000 | \$693,839 | \$76,977 | \$36,649 | \$807,465 |
| Total Attending ADM: 137.615 | Per ADM Amounts: | \$5,042 | \$559 | \$266 | \$5,868 |
| Tucson Small School Project | 108720000 | \$1,028,319 | \$78,925 | \$166,249 | \$1,273,493 |
| Total Attending ADM: 138.295 | Per ADM Amounts: | \$7,436 | \$571 | \$1,202 | \$9,209 |
| Tucson Urban League, Inc. | 108766000 | \$1,221,018 | \$21,725 | \$393,242 | \$1,635,985 |
| Total Attending ADM: 121.680 | Per ADM Amounts: | \$10,035 | \$179 | \$3,232 | \$13,445 |
| Tucson Youth Development/ACE Charter High | 108660000 | \$1,068,243 | \$69,167 | \$188,818 | \$1,326,228 |
| Total Attending ADM: 143.028 | Per ADM Amounts: | \$7,469 | \$484 | \$1,320 | \$9,273 |
| Vision Charter Schools, Inc. | 108705000 | \$363,650 | \$23,280 | \$0 | \$386,930 |
| Total Attending ADM: 44.100 | Per ADM Amounts: | \$8,246 | \$528 | \$0 | \$8,774 |
| Wildcat Secondary School | 108729000 | \$985,734 | \$32,656 | \$20,221 | \$1,038,611 |
| Total Attending ADM: 63.710 | Per ADM Amounts: | \$15,472 | \$513 | \$317 | \$16,302 |
| Pima Totals | | \$104,019,608 | \$8,151,430 | \$7,827,371 | \$119,998,409 |
| Total Attending ADM: 16,483.699 | Per ADM Amounts: | \$6,310 | \$495 | \$475 | \$7,280 |

Expenditures by Project for Charters

General
Projects

CSP & IIP

State &
Federal
ProjectsTotal Project
Expenditures

Pinal County

| | | | | | |
|---|------------------|-------------|-----------|-------------|-------------|
| Akimel O Otham Pee Posh Charter School, Inc. | 118705000 | \$138,060 | \$49,523 | \$313,647 | \$501,230 |
| Total Attending ADM: 96.675 | Per ADM Amounts: | \$1,428 | \$512 | \$3,244 | \$5,185 |
| Akimel O'Otham Pee Posh Charter School, Inc. | 118706000 | \$305,972 | \$17,892 | \$291,017 | \$614,881 |
| Total Attending ADM: 58.120 | Per ADM Amounts: | \$5,264 | \$308 | \$5,007 | \$10,580 |
| Apache Trail Public Charter High School | 118703000 | \$1,097,713 | \$94,152 | \$73,732 | \$1,265,597 |
| Total Attending ADM: 169.260 | Per ADM Amounts: | \$6,485 | \$556 | \$436 | \$7,477 |
| Casa Blanca Middle School | 118701000 | \$1,999,015 | \$92,287 | \$1,447,932 | \$3,539,234 |
| Total Attending ADM: 151.650 | Per ADM Amounts: | \$13,182 | \$609 | \$9,548 | \$23,338 |
| Ira H. Hayes Memorial Applied Learning Center, Inc. | 118702000 | \$1,282,257 | \$35,327 | \$102,953 | \$1,420,537 |
| Total Attending ADM: 89.540 | Per ADM Amounts: | \$14,320 | \$395 | \$1,150 | \$15,865 |
| Pinnacle Education-Casa Grande, Inc. | 118704000 | \$808,858 | \$45,563 | \$0 | \$854,421 |
| Total Attending ADM: 133.950 | Per ADM Amounts: | \$6,039 | \$340 | \$0 | \$6,379 |
| Vechij Himdag Alternative School, Inc. | 118707000 | \$1,219,605 | \$0 | \$0 | \$1,219,605 |
| Total Attending ADM: 65.720 | Per ADM Amounts: | \$18,558 | \$0 | \$0 | \$18,558 |
| Pinal Totals | | \$6,851,480 | \$334,744 | \$2,229,281 | \$9,415,505 |
| Total Attending ADM: 764.915 | Per ADM Amounts: | \$8,957 | \$438 | \$2,914 | \$12,309 |

Expenditures by Project for Charters

General
Projects

CSP & IIP

State &
Federal
ProjectsTotal Project
Expenditures

Santa Cruz County

| | | | | | |
|--|------------------|-------------|-----------|-----------|-------------|
| Mexicayotl Academy, Inc. | 128703000 | \$1,067,536 | \$41,768 | \$904,623 | \$2,013,927 |
| Total Attending ADM: 110.415 | Per ADM Amounts: | \$9,668 | \$378 | \$8,193 | \$18,240 |
| Patagonia Montessori Elementary School | 128725000 | \$134,231 | \$9,870 | \$30,366 | \$174,467 |
| Total Attending ADM: 21.045 | Per ADM Amounts: | \$6,378 | \$469 | \$1,443 | \$8,290 |
| Pinnacle Education-Kino, Inc. | 128701000 | \$748,333 | \$56,692 | \$0 | \$805,025 |
| Total Attending ADM: 89.330 | Per ADM Amounts: | \$8,377 | \$635 | \$0 | \$9,012 |
| Santa Cruz Valley Opportunities in Education, Inc. | 128726000 | \$429,020 | \$19,507 | \$8,315 | \$456,842 |
| Total Attending ADM: 50.830 | Per ADM Amounts: | \$8,440 | \$384 | \$164 | \$8,988 |
| Santa Cruz Totals | | \$2,379,120 | \$127,837 | \$943,304 | \$3,450,261 |
| Total Attending ADM: 271.620 | Per ADM Amounts: | \$8,759 | \$471 | \$3,473 | \$12,703 |

| Expenditures by Project for Charters | | General Projects | CSP & IIP | State & Federal Projects | Total Project Expenditures |
|---|------------------|---------------------|-------------|--------------------------------|-------------------------------|
| Yavapai County | | | | | |
| Accelerated Learning Charter School, Inc. | 138763000 | \$393,162 | \$23,192 | \$36,692 | \$453,046 |
| Total Attending ADM: 54.730 | Per ADM Amounts: | \$7,184 | \$424 | \$670 | \$8,278 |
| Acorn Montessori Charter School | 138760000 | \$1,515,552 | \$99,555 | \$143,004 | \$1,758,111 |
| Total Attending ADM: 240.160 | Per ADM Amounts: | \$6,311 | \$415 | \$595 | \$7,321 |
| American Heritage Academy | 138754000 | \$2,008,910 | \$169,016 | \$0 | \$2,177,926 |
| Total Attending ADM: 333.142 | Per ADM Amounts: | \$6,030 | \$507 | \$0 | \$6,538 |
| Arizona Up Grade Academy, Inc. | 138713000 | \$119,749 | \$12,097 | \$0 | \$131,846 |
| Total Attending ADM: 22.090 | Per ADM Amounts: | \$5,421 | \$548 | \$0 | \$5,969 |
| Center for Creative Education, Inc | 138761000 | \$381,615 | \$36,826 | \$7,601 | \$426,042 |
| Total Attending ADM: 55.030 | Per ADM Amounts: | \$6,935 | \$669 | \$138 | \$7,742 |
| Chester Newton Charter and Montessori School | 138753000 | \$711,248 | \$52,111 | \$110,384 | \$873,743 |
| Total Attending ADM: 86.515 | Per ADM Amounts: | \$8,221 | \$602 | \$1,276 | \$10,099 |
| Desert Star Community School, Inc. | 138714000 | \$309,899 | \$4,176 | \$86,878 | \$400,953 |
| Total Attending ADM: 52.630 | Per ADM Amounts: | \$5,888 | \$79 | \$1,651 | \$7,618 |
| Edkey, Inc. - Sequoia Ranch School | 138705000 | \$649,435 | \$21,379 | \$46,547 | \$717,361 |
| Total Attending ADM: 80.660 | Per ADM Amounts: | \$8,052 | \$265 | \$577 | \$8,894 |
| Franklin Phonetic Primary School, Inc. | 138751000 | \$2,275,267 | \$185,419 | \$147,748 | \$2,608,434 |
| Total Attending ADM: 349.260 | Per ADM Amounts: | \$6,515 | \$531 | \$423 | \$7,468 |
| Kestrel Schools, Inc. | 138759000 | \$526,204 | \$42,579 | \$60,454 | \$629,237 |
| Total Attending ADM: 67.725 | Per ADM Amounts: | \$7,770 | \$629 | \$893 | \$9,291 |
| Mary Ellen Halvorson Educational Foundation. dba: | 138757000 | \$1,035,354 | \$79,442 | \$18,695 | \$1,133,491 |
| Total Attending ADM: 198.560 | Per ADM Amounts: | \$5,214 | \$400 | \$94 | \$5,709 |
| Mingus Mountain Estate Residential Center, Inc. | 138711000 | \$626,382 | \$33,598 | \$18,576 | \$678,556 |
| Total Attending ADM: 63.340 | Per ADM Amounts: | \$9,889 | \$530 | \$293 | \$10,713 |
| Mingus Springs Charter School | 138712000 | \$1,003,164 | \$62,152 | \$123,632 | \$1,188,948 |
| Total Attending ADM: 174.255 | Per ADM Amounts: | \$5,757 | \$357 | \$709 | \$6,823 |
| Mountain Oak Charter School, Inc dba Mountain | 138768000 | \$998,165 | \$82,205 | \$64,992 | \$1,145,362 |
| Total Attending ADM: 149.000 | Per ADM Amounts: | \$6,699 | \$552 | \$436 | \$7,687 |
| New Visions Academy, Inc. | 138654000 | \$609,806 | \$56,198 | \$54,645 | \$720,649 |
| Total Attending ADM: 110.610 | Per ADM Amounts: | \$5,513 | \$508 | \$494 | \$6,515 |
| PACE Preparatory Academy, Inc. | 138758000 | \$407,076 | \$33,933 | \$0 | \$441,009 |
| Total Attending ADM: 89.040 | Per ADM Amounts: | \$4,572 | \$381 | \$0 | \$4,953 |
| Painted Pony Ranch Charter School | 138756000 | \$617,992 | \$24,412 | \$4,908 | \$647,312 |
| Total Attending ADM: 104.240 | Per ADM Amounts: | \$5,929 | \$234 | \$47 | \$6,210 |
| Park View School, Inc. | 138755000 | \$795,272 | \$67,554 | \$26,756 | \$889,582 |
| Total Attending ADM: 134.120 | Per ADM Amounts: | \$5,930 | \$504 | \$199 | \$6,633 |
| Pathways KM Charter Schools, Inc | 138702000 | \$244,484 | \$16,323 | \$36,035 | \$296,842 |
| Total Attending ADM: 42.130 | Per ADM Amounts: | \$5,803 | \$387 | \$855 | \$7,046 |
| Sedona Charter School, Inc. | 138708000 | \$1,063,277 | \$98,994 | \$79,837 | \$1,242,108 |
| Total Attending ADM: 145.345 | Per ADM Amounts: | \$7,316 | \$681 | \$549 | \$8,546 |
| Skyview School, Inc. | 138752000 | \$945,491 | \$85,039 | \$51,046 | \$1,081,576 |
| Total Attending ADM: 149.230 | Per ADM Amounts: | \$6,336 | \$570 | \$342 | \$7,248 |
| Sunnyside Charter and Montessori School | 138767000 | \$197,556 | \$15,951 | \$14,162 | \$227,669 |
| Total Attending ADM: 33.530 | Per ADM Amounts: | \$5,892 | \$476 | \$422 | \$6,790 |
| YCFA Achieve Academy dba YCFA Achieve | 138703000 | \$1,793,271 | \$116,423 | \$207,273 | \$2,116,967 |
| Total Attending ADM: 216.920 | Per ADM Amounts: | \$8,267 | \$537 | \$956 | \$9,759 |
| Yavapai Totals | | \$19,228,331 | \$1,418,574 | \$1,339,865 | \$21,986,770 |
| Total Attending ADM: 2,952.262 | Per ADM Amounts: | \$6,513 | \$481 | \$454 | \$7,447 |

Expenditures by Project for Charters

General
Projects

CSP & IIP

State &
Federal
ProjectsTotal Project
Expenditures

Yuma County

| | | | | | |
|---|------------------|-------------|-----------|-----------|-------------|
| Az-Tec High School | 148757000 | \$586,887 | \$23,212 | \$58,723 | \$668,822 |
| Total Attending ADM: 92.700 | Per ADM Amounts: | \$6,331 | \$250 | \$633 | \$7,215 |
| Carpe Diem Collegiate High School | 148761000 | \$1,576,965 | \$112,880 | \$115,709 | \$1,805,554 |
| Total Attending ADM: 283.240 | Per ADM Amounts: | \$5,568 | \$399 | \$409 | \$6,375 |
| Harvest Power Community Development Group, Inc. | 148760000 | \$3,590,922 | \$216,422 | \$0 | \$3,807,344 |
| Total Attending ADM: 667.575 | Per ADM Amounts: | \$5,379 | \$324 | \$0 | \$5,703 |
| Juniper Tree Academy | 148759000 | \$2,190,493 | \$151,456 | \$249,982 | \$2,591,931 |
| Total Attending ADM: 396.960 | Per ADM Amounts: | \$5,518 | \$382 | \$630 | \$6,529 |
| Yuma Private Industry Council, Inc. | 148758000 | \$693,282 | \$46,249 | \$77,186 | \$816,717 |
| Total Attending ADM: 97.810 | Per ADM Amounts: | \$7,088 | \$473 | \$789 | \$8,350 |
| Yuma Totals | | \$8,638,549 | \$550,219 | \$501,600 | \$9,690,368 |
| Total Attending ADM: 1,538.285 | Per ADM Amounts: | \$5,616 | \$358 | \$326 | \$6,299 |

| Expenditures by Project for Charters | | General Projects | CSP & IIP | State & Federal Projects | Total Project Expenditures |
|--------------------------------------|------------------|---------------------|--------------|--------------------------------|-------------------------------|
| State Totals | | \$570,205,005 | \$41,033,022 | \$46,029,406 | \$657,267,433 |
| Total Attending ADM: 88,400.657 | Per ADM Amounts: | \$6,450 | \$464 | \$521 | \$7,435 |

Expenditures by Fund for District Schools

| Maintenance & Operation Expenditures | Capital Expenditures | Facilities Expenditures | State & Federal Project Expenditures | Total Expenditures |
|--|-------------------------|----------------------------|---|-----------------------|
|--|-------------------------|----------------------------|---|-----------------------|

Apache County

Alpine Elementary District

| | | | | | | |
|------------------------------|------------------|-----------|-----------|-----|----------|-------------|
| * Alpine Elementary District | | \$778,282 | \$204,127 | \$0 | \$76,507 | \$1,058,916 |
| Total Attending ADM: 54.090 | Per ADM Amounts: | \$14,389 | \$3,774 | \$0 | \$1,414 | \$19,577 |

Chinle Unified District

| | | | | | | |
|------------------------------------|------------------|-------------|-------------|----------|-------------|--------------|
| Canyon De Chelly Elementary School | | \$2,591,268 | \$175,565 | \$0 | \$746,842 | \$3,513,675 |
| Total Attending ADM: 619.030 | Per ADM Amounts: | \$4,186 | \$284 | \$0 | \$1,206 | \$5,676 |
| Chinle Elementary School | | \$2,520,937 | \$309,366 | \$0 | \$776,765 | \$3,607,068 |
| Total Attending ADM: 576.920 | Per ADM Amounts: | \$4,370 | \$536 | \$0 | \$1,346 | \$6,252 |
| Chinle High School | | \$5,155,386 | \$7,207,158 | \$0 | \$1,416,830 | \$13,779,374 |
| Total Attending ADM: 1,122.770 | Per ADM Amounts: | \$4,592 | \$6,419 | \$0 | \$1,262 | \$12,273 |
| Chinle Junior High School | | \$2,285,967 | \$591,423 | \$0 | \$762,869 | \$3,640,259 |
| Total Attending ADM: 467.620 | Per ADM Amounts: | \$4,889 | \$1,265 | \$0 | \$1,631 | \$7,785 |
| Many Farms Elementary School | | \$2,364,000 | \$134,746 | \$59,929 | \$612,302 | \$3,170,977 |
| Total Attending ADM: 372.140 | Per ADM Amounts: | \$6,352 | \$362 | \$161 | \$1,645 | \$8,521 |
| Mesa View Elementary | | \$1,280,081 | \$160,279 | \$0 | \$618,360 | \$2,058,720 |
| Total Attending ADM: 100.260 | Per ADM Amounts: | \$12,768 | \$1,599 | \$0 | \$6,168 | \$20,534 |
| Tsaile Elementary School | | \$1,931,085 | \$70,217 | \$0 | \$765,049 | \$2,766,351 |
| Total Attending ADM: 399.985 | Per ADM Amounts: | \$4,828 | \$176 | \$0 | \$1,913 | \$6,916 |
| Turquoise Dawn Alternative | | \$95,013 | \$2,472 | \$0 | \$0 | \$97,485 |
| Total Attending ADM: 0.000 | Per ADM Amounts: | | | | | |

| | | | | | | |
|--------------------------------|------------------|--------------|-------------|----------|-------------|--------------|
| Chinle Unified District Totals | | \$18,223,737 | \$8,651,226 | \$59,929 | \$5,699,017 | \$32,633,909 |
| Total Attending ADM: 3,658.725 | Per ADM Amounts: | \$4,981 | \$2,365 | \$16 | \$1,558 | \$8,919 |

Concho Elementary District

| | | | | | | |
|------------------------------|------------------|-------------|-----------|-----|-----------|-------------|
| * Concho Elementary District | | \$2,649,491 | \$192,358 | \$0 | \$192,575 | \$3,034,424 |
| Total Attending ADM: 187.710 | Per ADM Amounts: | \$14,115 | \$1,025 | \$0 | \$1,026 | \$16,165 |

Ganado Unified School District

| | | | | | | |
|------------------------------|------------------|-------------|-----------|-----------|-----------|-------------|
| Ganado High School | | \$3,050,002 | \$195,560 | \$254,152 | \$365,868 | \$3,865,582 |
| Total Attending ADM: 691.890 | Per ADM Amounts: | \$4,408 | \$283 | \$367 | \$529 | \$5,587 |

Expenditures by Fund for District Schools

| | | | | |
|--|-------------------------|----------------------------|---|-----------------------|
| Maintenance & Operation Expenditures | Capital Expenditures | Facilities Expenditures | State & Federal Project Expenditures | Total Expenditures |
|--|-------------------------|----------------------------|---|-----------------------|

Apache County

Ganado Unified School District

| | | | | | | | |
|---------------------------------------|------------------|--|-------------|-------------|-----------|-------------|--------------|
| Ganado Intermediate School | | | \$1,420,896 | \$1,374,580 | \$132,358 | \$354,535 | \$3,282,369 |
| Total Attending ADM: 367.150 | Per ADM Amounts: | | \$3,870 | \$3,744 | \$361 | \$966 | \$8,940 |
| Ganado Middle School | | | \$1,389,156 | \$113,204 | \$0 | \$350,066 | \$1,852,426 |
| Total Attending ADM: 340.770 | Per ADM Amounts: | | \$4,077 | \$332 | \$0 | \$1,027 | \$5,436 |
| Ganado Primary School | | | \$1,898,882 | \$201,180 | \$0 | \$389,228 | \$2,489,290 |
| Total Attending ADM: 359.485 | Per ADM Amounts: | | \$5,282 | \$560 | \$0 | \$1,083 | \$6,925 |
| Ganado Unified School District Totals | | | \$7,758,936 | \$1,884,524 | \$386,510 | \$1,459,697 | \$11,489,667 |
| Total Attending ADM: 1,759.295 | Per ADM Amounts: | | \$4,410 | \$1,071 | \$220 | \$830 | \$6,531 |

Mcnary Elementary District

| | | | | | | | |
|------------------------------|------------------|--|-------------|----------|---------|-----------|-------------|
| * McNary Elementary District | | | \$1,574,470 | \$79,593 | \$1,962 | \$242,640 | \$1,898,665 |
| Total Attending ADM: 155.780 | Per ADM Amounts: | | \$10,107 | \$511 | \$13 | \$1,558 | \$12,188 |

Red Mesa Unified District

| | | | | | | | |
|----------------------------------|------------------|--|-------------|-----------|-----|-------------|-------------|
| Red Mesa Elementary School | | | \$1,563,922 | \$57,168 | \$0 | \$649,402 | \$2,270,492 |
| Total Attending ADM: 276.415 | Per ADM Amounts: | | \$5,658 | \$207 | \$0 | \$2,349 | \$8,214 |
| Red Mesa High School | | | \$1,663,220 | \$70,688 | \$0 | \$411,552 | \$2,145,460 |
| Total Attending ADM: 358.785 | Per ADM Amounts: | | \$4,636 | \$197 | \$0 | \$1,147 | \$5,980 |
| Red Mesa Junior High School | | | \$243,859 | \$74,133 | \$0 | \$87,340 | \$405,332 |
| Total Attending ADM: 179.240 | Per ADM Amounts: | | \$1,361 | \$414 | \$0 | \$487 | \$2,261 |
| Round Rock Elementary School | | | \$759,585 | \$17,386 | \$0 | \$274,294 | \$1,051,265 |
| Total Attending ADM: 161.345 | Per ADM Amounts: | | \$4,708 | \$108 | \$0 | \$1,700 | \$6,516 |
| Red Mesa Unified District Totals | | | \$4,230,586 | \$219,375 | \$0 | \$1,422,588 | \$5,872,549 |
| Total Attending ADM: 975.785 | Per ADM Amounts: | | \$4,336 | \$225 | \$0 | \$1,458 | \$6,018 |

Round Valley Unified District

| | | | | | | | |
|----------------------------------|------------------|--|-------------|----------|----------|-----------|-------------|
| Round Valley High School | | | \$2,981,882 | \$95,028 | \$30,207 | \$689,950 | \$3,797,067 |
| Total Attending ADM: 534.650 | Per ADM Amounts: | | \$5,577 | \$178 | \$56 | \$1,290 | \$7,102 |
| Round Valley Intermediate School | | | \$1,156,766 | \$94,127 | \$50,300 | \$167,203 | \$1,468,396 |
| Total Attending ADM: 283.115 | Per ADM Amounts: | | \$4,086 | \$332 | \$178 | \$591 | \$5,187 |

Expenditures by Fund for District Schools

| | | | | |
|--|-------------------------|----------------------------|---|-----------------------|
| Maintenance & Operation Expenditures | Capital Expenditures | Facilities Expenditures | State & Federal Project Expenditures | Total Expenditures |
|--|-------------------------|----------------------------|---|-----------------------|

Apache County

Round Valley Unified District

| | | | | | | | |
|--------------------------------------|------------------|--|-------------|-----------|-----------|-------------|-------------|
| Round Valley Middle School | | | \$1,509,831 | \$112,850 | \$0 | \$193,278 | \$1,815,959 |
| Total Attending ADM: 297.830 | Per ADM Amounts: | | \$5,069 | \$379 | \$0 | \$649 | \$6,097 |
| Round Valley Primary School | | | \$1,385,371 | \$84,056 | \$38,239 | \$158,400 | \$1,666,066 |
| Total Attending ADM: 296.355 | Per ADM Amounts: | | \$4,675 | \$284 | \$129 | \$534 | \$5,622 |
| Round Valley Unified District Totals | | | \$7,033,850 | \$386,061 | \$118,746 | \$1,208,831 | \$8,747,488 |
| Total Attending ADM: 1,411.950 | Per ADM Amounts: | | \$4,982 | \$273 | \$84 | \$856 | \$6,195 |

Sanders Unified District

| | | | | | | | |
|---------------------------------|------------------|--|-------------|-----------|----------|-----------|-------------|
| Sanders Elementary School | | | \$1,632,308 | \$179,045 | \$0 | \$317,229 | \$2,128,582 |
| Total Attending ADM: 331.850 | Per ADM Amounts: | | \$4,919 | \$540 | \$0 | \$956 | \$6,414 |
| Sanders Middle School | | | \$1,524,583 | \$165,040 | \$0 | \$170,530 | \$1,860,153 |
| Total Attending ADM: 314.670 | Per ADM Amounts: | | \$4,845 | \$524 | \$0 | \$542 | \$5,911 |
| Valley High School | | | \$1,443,150 | \$158,594 | \$20,430 | \$175,414 | \$1,797,588 |
| Total Attending ADM: 391.380 | Per ADM Amounts: | | \$3,687 | \$405 | \$52 | \$448 | \$4,593 |
| Sanders Unified District Totals | | | \$4,600,041 | \$502,679 | \$20,430 | \$663,173 | \$5,786,323 |
| Total Attending ADM: 1,037.900 | Per ADM Amounts: | | \$4,432 | \$484 | \$20 | \$639 | \$5,575 |

St Johns Unified District

| | | | | | | | |
|------------------------------|------------------|--|-------------|-----------|-----------|-------------|-------------|
| * St Johns Unified District | | | \$7,069,330 | \$635,033 | \$389,075 | \$1,053,077 | \$9,146,515 |
| Total Attending ADM: 999.813 | Per ADM Amounts: | | \$7,071 | \$635 | \$389 | \$1,053 | \$9,148 |

Vernon Elementary District

| | | | | | | | |
|------------------------------|------------------|--|-------------|----------|----------|-----------|-------------|
| * Vernon Elementary District | | | \$1,123,941 | \$55,298 | \$32,423 | \$100,869 | \$1,312,531 |
| Total Attending ADM: 71.515 | Per ADM Amounts: | | \$15,716 | \$773 | \$453 | \$1,410 | \$18,353 |

Window Rock Unified District

| | | | | | | | |
|--------------------------------|------------------|--|--------------|-------------|-----------|-------------|--------------|
| * Window Rock Unified District | | | \$21,545,910 | \$2,497,238 | \$272,064 | \$3,761,062 | \$28,076,274 |
| Total Attending ADM: 2,573.285 | Per ADM Amounts: | | \$8,373 | \$970 | \$106 | \$1,462 | \$10,911 |

| | | | | | | | |
|---------------------------------|------------------|--|--------------|--------------|-------------|--------------|---------------|
| Apache Totals | | | \$21,545,910 | \$15,307,512 | \$1,281,139 | \$15,880,036 | \$109,057,261 |
| Total Attending ADM: 12,885.848 | Per ADM Amounts: | | \$1,672 | \$1,188 | \$99 | \$1,232 | \$8,463 |

Expenditures by Fund for District Schools

| Maintenance & Operation Expenditures | Capital Expenditures | Facilities Expenditures | State & Federal Project Expenditures | Total Expenditures |
|--|-------------------------|----------------------------|---|-----------------------|
|--|-------------------------|----------------------------|---|-----------------------|

Cochise County

Apache Elementary District

| | | | | | |
|------------------------------|---------------------------|----------|-----|----------|-----------|
| * Apache Elementary District | \$128,644 | \$11,992 | \$0 | \$12,577 | \$153,213 |
| Total Attending ADM: 6.540 | Per ADM Amounts: \$19,670 | \$1,834 | \$0 | \$1,923 | \$23,427 |

Ash Creek Elementary District

| | | | | | |
|---------------------------------|---------------------------|----------|---------|----------|-----------|
| * Ash Creek Elementary District | \$667,807 | \$40,379 | \$6,155 | \$60,991 | \$775,332 |
| Total Attending ADM: 31.085 | Per ADM Amounts: \$21,483 | \$1,299 | \$198 | \$1,962 | \$24,942 |

Benson Unified School District

| | | | | | |
|------------------------------|--------------------------|-----------|---------|-----------|-------------|
| Benson High School | \$1,800,066 | \$300,244 | \$8,830 | \$190,332 | \$2,299,471 |
| Total Attending ADM: 364.470 | Per ADM Amounts: \$4,939 | \$824 | \$24 | \$522 | \$6,309 |

| | | | | | |
|------------------------------|--------------------------|----------|----------|-----------|-------------|
| Benson Middle School | \$1,548,738 | \$95,555 | \$33,138 | \$259,343 | \$1,936,774 |
| Total Attending ADM: 276.030 | Per ADM Amounts: \$5,611 | \$346 | \$120 | \$940 | \$7,017 |

| | | | | | |
|------------------------------|--------------------------|----------|----------|-----------|-------------|
| Benson Primary School | \$1,579,645 | \$71,048 | \$32,428 | \$350,671 | \$2,033,791 |
| Total Attending ADM: 294.745 | Per ADM Amounts: \$5,359 | \$241 | \$110 | \$1,190 | \$6,900 |

| | | | | | |
|------------------------------|--------------------------|----------|-----|-----|-----------|
| San Pedro Valley High School | \$187,241 | \$26,686 | \$0 | \$0 | \$213,927 |
| Total Attending ADM: 37.240 | Per ADM Amounts: \$5,028 | \$717 | \$0 | \$0 | \$5,745 |

| | | | | | |
|---------------------------------------|--------------------------|-----------|----------|-----------|-------------|
| Benson Unified School District Totals | \$5,115,689 | \$493,533 | \$74,396 | \$800,346 | \$6,483,964 |
| Total Attending ADM: 972.485 | Per ADM Amounts: \$5,260 | \$507 | \$77 | \$823 | \$6,667 |

Bisbee Unified District

| | | | | | |
|------------------------------|--------------------------|-----------|-----------|-----------|-------------|
| Bisbee High School | \$1,779,165 | \$136,344 | \$637,690 | \$338,849 | \$2,892,048 |
| Total Attending ADM: 387.270 | Per ADM Amounts: \$4,594 | \$352 | \$1,647 | \$875 | \$7,468 |

| | | | | | |
|------------------------------|--------------------------|----------|---------|-----------|-----------|
| Bisbee Middle School | \$711,301 | \$31,856 | \$5,708 | \$171,339 | \$920,205 |
| Total Attending ADM: 197.040 | Per ADM Amounts: \$3,610 | \$162 | \$29 | \$870 | \$4,670 |

| | | | | | |
|------------------------------|--------------------------|----------|----------|-----------|-------------|
| Greenway Primary School | \$964,735 | \$38,662 | \$15,251 | \$153,209 | \$1,171,857 |
| Total Attending ADM: 229.480 | Per ADM Amounts: \$4,204 | \$168 | \$66 | \$668 | \$5,107 |

| | | | | | |
|------------------------------|--------------------------|----------|-----------|-----------|-------------|
| Lowell School | \$789,598 | \$36,762 | \$159,139 | \$123,233 | \$1,108,731 |
| Total Attending ADM: 130.400 | Per ADM Amounts: \$6,055 | \$282 | \$1,220 | \$945 | \$8,503 |

| | | | | | |
|--------------------------------|--------------------------|-----------|-----------|-----------|-------------|
| Bisbee Unified District Totals | \$4,244,799 | \$243,624 | \$817,788 | \$786,629 | \$6,092,840 |
| Total Attending ADM: 944.190 | Per ADM Amounts: \$4,496 | \$258 | \$866 | \$833 | \$6,453 |

Expenditures by Fund for District Schools

| | | | | |
|--|-------------------------|----------------------------|---|-----------------------|
| Maintenance & Operation Expenditures | Capital Expenditures | Facilities Expenditures | State & Federal Project Expenditures | Total Expenditures |
|--|-------------------------|----------------------------|---|-----------------------|

Cochise County

Bowie Unified District

| | | | | | | | |
|-------------------------------|------------------|--|-----------|----------|----------|----------|-----------|
| Bowie Elementary School | | | \$319,887 | \$8,582 | \$0 | \$58,586 | \$387,055 |
| Total Attending ADM: 69.810 | Per ADM Amounts: | | \$4,582 | \$123 | \$0 | \$839 | \$5,544 |
| Bowie High School | | | \$294,221 | \$6,340 | \$30,548 | \$4,970 | \$336,079 |
| Total Attending ADM: 21.310 | Per ADM Amounts: | | \$13,807 | \$298 | \$1,434 | \$233 | \$15,771 |
| Bowie Unified District Totals | | | \$614,108 | \$14,922 | \$30,548 | \$63,556 | \$723,134 |
| Total Attending ADM: 91.120 | Per ADM Amounts: | | \$6,740 | \$164 | \$335 | \$697 | \$7,936 |

Cochise Elementary District

| | | | | | | | |
|-------------------------------|------------------|--|-------------|-----------|---------|----------|-------------|
| * Cochise Elementary District | | | \$1,120,151 | \$142,416 | \$5,993 | \$13,529 | \$1,282,089 |
| Total Attending ADM: 59.615 | Per ADM Amounts: | | \$18,790 | \$2,389 | \$101 | \$227 | \$21,506 |

Cochise Technology District

| | | | | | | | |
|------------------------------|------------------|--|-----------|----------|-----|-----|-----------|
| Benson High School | | | \$181,494 | \$44,119 | \$0 | \$0 | \$225,613 |
| Total Attending ADM: 48.220 | Per ADM Amounts: | | \$3,764 | \$915 | \$0 | \$0 | \$4,679 |
| Bowie High School | | | \$21,134 | \$5,143 | \$0 | \$0 | \$26,277 |
| Total Attending ADM: 4.755 | Per ADM Amounts: | | \$4,445 | \$1,082 | \$0 | \$0 | \$5,526 |
| Douglas High School | | | \$726,367 | \$0 | \$0 | \$0 | \$726,367 |
| Total Attending ADM: 217.543 | Per ADM Amounts: | | \$3,339 | \$0 | \$0 | \$0 | \$3,339 |
| San Simon High School | | | \$39,073 | \$9,497 | \$0 | \$0 | \$48,570 |
| Total Attending ADM: 11.198 | Per ADM Amounts: | | \$3,489 | \$848 | \$0 | \$0 | \$4,338 |
| St. David High School | | | \$143,856 | \$34,970 | \$0 | \$0 | \$178,826 |
| Total Attending ADM: 30.928 | Per ADM Amounts: | | \$4,651 | \$1,131 | \$0 | \$0 | \$5,782 |
| Tombstone High School | | | \$217,885 | \$52,964 | \$0 | \$0 | \$270,849 |
| Total Attending ADM: 52.008 | Per ADM Amounts: | | \$4,189 | \$1,018 | \$0 | \$0 | \$5,208 |
| Valley Union High School | | | \$82,537 | \$20,064 | \$0 | \$0 | \$102,601 |
| Total Attending ADM: 24.198 | Per ADM Amounts: | | \$3,411 | \$829 | \$0 | \$0 | \$4,240 |
| Willcox High School | | | \$296,151 | \$71,989 | \$0 | \$0 | \$368,140 |
| Total Attending ADM: 85.425 | Per ADM Amounts: | | \$3,467 | \$843 | \$0 | \$0 | \$4,310 |

Expenditures by Fund for District Schools

| Maintenance & Operation Expenditures | Capital Expenditures | Facilities Expenditures | State & Federal Project Expenditures | Total Expenditures |
|--|-------------------------|----------------------------|---|-----------------------|
|--|-------------------------|----------------------------|---|-----------------------|

Cochise County

Cochise Technology District

| | | | | | | |
|------------------------------------|------------------|-------------|-----------|-----|-----|-------------|
| Cochise Technology District Totals | | \$1,708,497 | \$238,746 | \$0 | \$0 | \$1,947,243 |
| Total Attending ADM: 474.273 | Per ADM Amounts: | \$3,602 | \$503 | \$0 | \$0 | \$4,106 |

Double Adobe Elementary District

| | | | | | | |
|------------------------------------|------------------|-----------|----------|---------|----------|-----------|
| * Double Adobe Elementary District | | \$486,298 | \$16,609 | \$8,889 | \$22,069 | \$533,865 |
| Total Attending ADM: 55.540 | Per ADM Amounts: | \$8,756 | \$299 | \$160 | \$397 | \$9,612 |

Douglas Unified District

| | | | | | | |
|--------------------------------|------------------|-------------|-----------|-----------|-----------|-------------|
| Clawson School | | \$1,101,925 | \$25,815 | \$0 | \$170,816 | \$1,298,556 |
| Total Attending ADM: 370.490 | Per ADM Amounts: | \$2,974 | \$70 | \$0 | \$461 | \$3,505 |
| Douglas High School | | \$4,773,834 | \$137,272 | \$151,328 | \$674,332 | \$5,736,766 |
| Total Attending ADM: 1,304.355 | Per ADM Amounts: | \$3,660 | \$105 | \$116 | \$517 | \$4,398 |
| Early Learning Center | | \$0 | \$0 | \$0 | \$0 | \$0 |
| Total Attending ADM: 10.270 | Per ADM Amounts: | \$0 | \$0 | \$0 | \$0 | \$0 |
| Faras Elementary School | | \$824,721 | \$29,545 | \$0 | \$416,553 | \$1,270,819 |
| Total Attending ADM: 208.985 | Per ADM Amounts: | \$3,946 | \$141 | \$0 | \$1,993 | \$6,081 |
| Joe Carlson Elementary School | | \$1,150,222 | \$23,391 | \$10,630 | \$300,983 | \$1,485,226 |
| Total Attending ADM: 404.710 | Per ADM Amounts: | \$2,842 | \$58 | \$26 | \$744 | \$3,670 |
| Maryvale School | | \$223,412 | \$0 | \$0 | \$19,460 | \$242,872 |
| Total Attending ADM: 14.130 | Per ADM Amounts: | \$15,811 | \$0 | \$0 | \$1,377 | \$17,188 |
| Paul H Huber Jr High School | | \$1,808,376 | \$22,109 | \$13,889 | \$337,285 | \$2,181,659 |
| Total Attending ADM: 628.125 | Per ADM Amounts: | \$2,879 | \$35 | \$22 | \$537 | \$3,473 |
| Ray Borane Middle School | | \$1,394,978 | \$46,220 | \$0 | \$293,022 | \$1,734,220 |
| Total Attending ADM: 401.500 | Per ADM Amounts: | \$3,474 | \$115 | \$0 | \$730 | \$4,319 |
| Sarah Marley School | | \$755,925 | \$23,876 | \$0 | \$177,880 | \$957,681 |
| Total Attending ADM: 233.295 | Per ADM Amounts: | \$3,240 | \$102 | \$0 | \$762 | \$4,105 |
| Stevenson Elementary School | | \$1,089,799 | \$26,475 | \$0 | \$173,541 | \$1,289,815 |
| Total Attending ADM: 409.705 | Per ADM Amounts: | \$2,660 | \$65 | \$0 | \$424 | \$3,148 |

Expenditures by Fund for District Schools

| Maintenance & Operation Expenditures | Capital Expenditures | Facilities Expenditures | State & Federal Project Expenditures | Total Expenditures |
|--|-------------------------|----------------------------|---|-----------------------|
|--|-------------------------|----------------------------|---|-----------------------|

Cochise County

Douglas Unified District

| | | | | | | |
|---------------------------------|------------------|--------------|-----------|-----------|-------------|--------------|
| Douglas Unified District Totals | | \$13,123,192 | \$334,703 | \$175,847 | \$2,563,872 | \$16,197,614 |
| Total Attending ADM: 3,985.565 | Per ADM Amounts: | \$3,293 | \$84 | \$44 | \$643 | \$4,064 |

Elfrida Elementary District

| | | | | | | |
|-------------------------------|------------------|-------------|----------|----------|-----------|-------------|
| * Elfrida Elementary District | | \$1,030,549 | \$33,023 | \$22,432 | \$178,232 | \$1,264,236 |
| Total Attending ADM: 167.450 | Per ADM Amounts: | \$6,154 | \$197 | \$134 | \$1,064 | \$7,550 |

Forrest Elementary District

| | | | | | | |
|-------------------------------|------------------|-----|-----|-----|-----|-----|
| * Forrest Elementary District | | \$0 | \$0 | \$0 | \$0 | \$0 |
| Total Attending ADM: 0.000 | Per ADM Amounts: | | | | | |

Fort Huachuca Accommodation District

| | | | | | | |
|--|------------------|--------------|-------------|-----|-----------|--------------|
| * Fort Huachuca Accommodation District | | \$10,063,266 | \$8,512,430 | \$0 | \$336,888 | \$18,912,584 |
| Total Attending ADM: 971.320 | Per ADM Amounts: | \$10,360 | \$8,764 | \$0 | \$347 | \$19,471 |

McNeal Elementary District

| | | | | | | |
|------------------------------|------------------|-----------|----------|---------|----------|-----------|
| * McNeal Elementary District | | \$642,351 | \$49,795 | \$4,799 | \$53,797 | \$750,742 |
| Total Attending ADM: 43.540 | Per ADM Amounts: | \$14,753 | \$1,144 | \$110 | \$1,236 | \$17,243 |

Naco Elementary District

| | | | | | | |
|------------------------------|------------------|-------------|-----------|----------|-----------|-------------|
| * Naco Elementary District | | \$2,300,695 | \$217,139 | \$24,981 | \$340,878 | \$2,883,693 |
| Total Attending ADM: 251.845 | Per ADM Amounts: | \$9,135 | \$862 | \$99 | \$1,354 | \$11,450 |

Palominas Elementary District

| | | | | | | |
|------------------------------|------------------|-------------|----------|-----|-----------|-------------|
| Coronado Elementary School | | \$1,533,497 | \$35,733 | \$0 | \$131,839 | \$1,701,069 |
| Total Attending ADM: 417.025 | Per ADM Amounts: | \$3,677 | \$86 | \$0 | \$316 | \$4,079 |

| | | | | | | |
|------------------------------|------------------|-------------|----------|----------|-----------|-------------|
| Palominas Elementary School | | \$1,752,174 | \$40,145 | \$27,637 | \$105,046 | \$1,925,002 |
| Total Attending ADM: 400.500 | Per ADM Amounts: | \$4,375 | \$100 | \$69 | \$262 | \$4,806 |

| | | | | | | |
|-------------------------------|------------------|-----------|----------|-----|----------|-------------|
| Valley View Elementary School | | \$952,971 | \$34,316 | \$0 | \$95,972 | \$1,083,259 |
| Total Attending ADM: 202.160 | Per ADM Amounts: | \$4,714 | \$170 | \$0 | \$475 | \$5,358 |

| | | | | | | |
|--------------------------------------|------------------|-------------|-----------|----------|-----------|-------------|
| Palominas Elementary District Totals | | \$4,238,642 | \$110,194 | \$27,637 | \$332,857 | \$4,709,330 |
| Total Attending ADM: 1,019.685 | Per ADM Amounts: | \$4,157 | \$108 | \$27 | \$326 | \$4,618 |

Expenditures by Fund for District Schools

| | | | | |
|--|-------------------------|----------------------------|---|-----------------------|
| Maintenance & Operation Expenditures | Capital Expenditures | Facilities Expenditures | State & Federal Project Expenditures | Total Expenditures |
|--|-------------------------|----------------------------|---|-----------------------|

Cochise County

Pearce Elementary District

| | | | | | | |
|------------------------------|------------------|-----------|----------|----------|-----------|-------------|
| * Pearce Elementary District | | \$933,887 | \$66,973 | \$69,937 | \$100,722 | \$1,171,519 |
| Total Attending ADM: 114.475 | Per ADM Amounts: | \$8,158 | \$585 | \$611 | \$880 | \$10,234 |

Pomerene Elementary District

| | | | | | | |
|--------------------------------|------------------|-------------|----------|---------|----------|-------------|
| * Pomerene Elementary District | | \$1,008,400 | \$31,188 | \$4,170 | \$68,077 | \$1,111,835 |
| Total Attending ADM: 122.730 | Per ADM Amounts: | \$8,216 | \$254 | \$34 | \$555 | \$9,059 |

Rucker Elementary District

| | | | | | | |
|------------------------------|------------------|----------|-----|-----|-----|----------|
| * Rucker Elementary District | | \$29,212 | \$0 | \$0 | \$0 | \$29,212 |
| Total Attending ADM: 0.000 | Per ADM Amounts: | | | | | |

San Simon Unified District

| | | | | | | |
|------------------------------|------------------|-------------|----------|----------|----------|-------------|
| * San Simon Unified District | | \$1,506,577 | \$54,463 | \$24,696 | \$48,064 | \$1,633,800 |
| Total Attending ADM: 122.415 | Per ADM Amounts: | \$12,307 | \$445 | \$202 | \$393 | \$13,346 |

Sierra Vista Unified District

| | | | | | | |
|-------------------------------------|------------------|-------------|-----------|-----|-----------|--------------|
| Apache Middle School | | \$2,698,109 | \$98,501 | \$0 | \$208,940 | \$3,005,550 |
| Total Attending ADM: 722.070 | Per ADM Amounts: | \$3,737 | \$136 | \$0 | \$289 | \$4,162 |
| Bella Vista Elementary School | | \$1,553,057 | \$39,933 | \$0 | \$261,327 | \$1,854,317 |
| Total Attending ADM: 394.705 | Per ADM Amounts: | \$3,935 | \$101 | \$0 | \$662 | \$4,698 |
| Buena High School | | \$9,937,124 | \$157,743 | \$0 | \$585,761 | \$10,680,628 |
| Total Attending ADM: 2,755.788 | Per ADM Amounts: | \$3,606 | \$57 | \$0 | \$213 | \$3,876 |
| Carmichael Elementary School | | \$1,901,116 | \$35,473 | \$0 | \$355,890 | \$2,292,479 |
| Total Attending ADM: 357.650 | Per ADM Amounts: | \$5,316 | \$99 | \$0 | \$995 | \$6,410 |
| Huachuca Mountain Elementary School | | \$2,034,057 | \$45,521 | \$0 | \$65,023 | \$2,144,601 |
| Total Attending ADM: 519.855 | Per ADM Amounts: | \$3,913 | \$88 | \$0 | \$125 | \$4,125 |
| Pueblo Del Sol Elementary School | | \$2,200,113 | \$26,903 | \$0 | \$201,002 | \$2,428,018 |
| Total Attending ADM: 443.325 | Per ADM Amounts: | \$4,963 | \$61 | \$0 | \$453 | \$5,477 |
| Sierra Vista Middle School | | \$2,983,991 | \$83,999 | \$0 | \$262,401 | \$3,330,391 |
| Total Attending ADM: 646.820 | Per ADM Amounts: | \$4,613 | \$130 | \$0 | \$406 | \$5,149 |

Expenditures by Fund for District Schools

| | | | | |
|--|-------------------------|----------------------------|---|-----------------------|
| Maintenance & Operation Expenditures | Capital Expenditures | Facilities Expenditures | State & Federal Project Expenditures | Total Expenditures |
|--|-------------------------|----------------------------|---|-----------------------|

Cochise County

Sierra Vista Unified District

| | | | | | | | |
|--------------------------------------|------------------|--|--------------|-----------|-----|-------------|--------------|
| Town & Country Elementary School | | | \$1,814,435 | \$35,616 | \$0 | \$441,674 | \$2,291,725 |
| Total Attending ADM: 416.685 | Per ADM Amounts: | | \$4,354 | \$85 | \$0 | \$1,060 | \$5,500 |
| Village Meadows Elementary School | | | \$1,791,038 | \$51,881 | \$0 | \$227,737 | \$2,070,656 |
| Total Attending ADM: 353.485 | Per ADM Amounts: | | \$5,067 | \$147 | \$0 | \$644 | \$5,858 |
| Sierra Vista Unified District Totals | | | \$26,913,040 | \$575,570 | \$0 | \$2,609,755 | \$30,098,365 |
| Total Attending ADM: 6,610.383 | Per ADM Amounts: | | \$4,071 | \$87 | \$0 | \$395 | \$4,553 |

St David Unified District

| | | | | | | | |
|------------------------------|------------------|--|-------------|-----------|----------|-----------|-------------|
| * St David Unified District | | | \$3,540,894 | \$184,673 | \$78,352 | \$504,538 | \$4,308,457 |
| Total Attending ADM: 460.513 | Per ADM Amounts: | | \$7,689 | \$401 | \$170 | \$1,096 | \$9,356 |

Tombstone Unified District

| | | | | | | | |
|-----------------------------------|------------------|--|-------------|---------|----------|-----------|-------------|
| Huachuca City School | | | \$1,336,761 | \$3,188 | \$8,271 | \$369,072 | \$1,717,292 |
| Total Attending ADM: 348.860 | Per ADM Amounts: | | \$3,832 | \$9 | \$24 | \$1,058 | \$4,923 |
| Tombstone High School | | | \$23,454 | \$0 | \$0 | \$4,844 | \$28,298 |
| Total Attending ADM: 349.525 | Per ADM Amounts: | | \$67 | \$0 | \$0 | \$14 | \$81 |
| Walter J Meyer School | | | \$781,283 | \$1,196 | \$7,965 | \$297,438 | \$1,087,882 |
| Total Attending ADM: 170.395 | Per ADM Amounts: | | \$4,585 | \$7 | \$47 | \$1,746 | \$6,384 |
| Tombstone Unified District Totals | | | \$2,141,498 | \$4,384 | \$16,236 | \$671,354 | \$2,833,472 |
| Total Attending ADM: 868.780 | Per ADM Amounts: | | \$2,465 | \$5 | \$19 | \$773 | \$3,261 |

Valley Union High School District

| | | | | | | | |
|-------------------------------------|------------------|--|-------------|-----------|----------|-----------|-------------|
| * Valley Union High School District | | | \$1,601,692 | \$288,195 | \$40,917 | \$113,856 | \$2,044,660 |
| Total Attending ADM: 162.590 | Per ADM Amounts: | | \$9,851 | \$1,773 | \$252 | \$700 | \$12,576 |

Willcox Unified District

| | | | | | | | |
|--------------------------------|------------------|--|-------------|-----------|-----------|-------------|-------------|
| * Willcox Unified District | | | \$7,739,548 | \$711,710 | \$190,604 | \$1,261,415 | \$9,903,277 |
| Total Attending ADM: 1,308.470 | Per ADM Amounts: | | \$5,915 | \$544 | \$146 | \$964 | \$7,569 |

| | | | | | | | |
|---------------------------------|------------------|--|-------------|--------------|-------------|--------------|---------------|
| Cochise Totals | | | \$7,739,548 | \$12,376,662 | \$1,624,376 | \$10,944,002 | \$115,844,477 |
| Total Attending ADM: 18,844.608 | Per ADM Amounts: | | \$411 | \$657 | \$86 | \$581 | \$6,147 |

Expenditures by Fund for District Schools

| | | | Maintenance & Operation Expenditures | Capital Expenditures | Facilities Expenditures | State & Federal Project Expenditures | Total Expenditures |
|---|------------------|--|--|-------------------------|----------------------------|---|-----------------------|
| Coconino County | | | | | | | |
| CAVIAT Coconino Assoc for Vocation Industry and | | | | | | | |
| * CAVIAT Coconino Assoc for Vocation Industry and | | | \$1,976,894 | \$131,900 | \$0 | \$0 | \$2,108,794 |
| Total Attending ADM: 678.310 | Per ADM Amounts: | | \$2,914 | \$194 | \$0 | \$0 | \$3,109 |
| Chevelon Butte School District | | | | | | | |
| * Chevelon Butte School District | | | \$378,434 | \$38,599 | \$0 | \$52,475 | \$469,508 |
| Total Attending ADM: 0.000 | Per ADM Amounts: | | | | | | |
| Coconino County Regional Accommodation SD | | | | | | | |
| * Coconino County Regional Accommodation SD | | | \$1,006,105 | \$65,271 | \$0 | \$252,013 | \$1,323,389 |
| Total Attending ADM: 136.245 | Per ADM Amounts: | | \$7,385 | \$479 | \$0 | \$1,850 | \$9,713 |
| Flagstaff Unified District | | | | | | | |
| * Flagstaff Unified District | | | \$69,807,422 | \$3,798,128 | \$1,085,530 | \$9,409,379 | \$84,100,459 |
| Total Attending ADM: 10,666.983 | Per ADM Amounts: | | \$6,544 | \$356 | \$102 | \$882 | \$7,884 |
| Fredonia-Moccasin Unified District | | | | | | | |
| * Fredonia-Moccasin Unified District | | | \$2,072,197 | \$203,940 | \$99,326 | \$619,740 | \$2,995,203 |
| Total Attending ADM: 357.480 | Per ADM Amounts: | | \$5,797 | \$570 | \$278 | \$1,734 | \$8,379 |
| Grand Canyon Unified District | | | | | | | |
| * Grand Canyon Unified District | | | \$2,871,001 | \$572,298 | \$197,469 | \$314,750 | \$3,955,518 |
| Total Attending ADM: 280.030 | Per ADM Amounts: | | \$10,252 | \$2,044 | \$705 | \$1,124 | \$14,125 |
| Maine Consolidated School District | | | | | | | |
| * Maine Consolidated School District | | | \$1,660,423 | \$77,474 | \$25,470 | \$164,054 | \$1,927,421 |
| Total Attending ADM: 102.828 | Per ADM Amounts: | | \$16,148 | \$753 | \$248 | \$1,595 | \$18,744 |
| Page Unified District | | | | | | | |
| Desert View Elementary School | | | \$2,313,943 | \$196,959 | \$0 | \$1,123,404 | \$3,634,306 |
| Total Attending ADM: 571.965 | Per ADM Amounts: | | \$4,046 | \$344 | \$0 | \$1,964 | \$6,354 |
| Lake View Elementary School | | | \$2,553,951 | \$120,344 | \$0 | \$562,009 | \$3,236,304 |
| Total Attending ADM: 577.050 | Per ADM Amounts: | | \$4,426 | \$209 | \$0 | \$974 | \$5,608 |
| Page High School | | | \$4,163,451 | \$1,918,265 | \$755,977 | \$1,593,909 | \$8,431,602 |
| Total Attending ADM: 1,093.013 | Per ADM Amounts: | | \$3,809 | \$1,755 | \$692 | \$1,458 | \$7,714 |

Expenditures by Fund for District Schools

| | | | | |
|--|-------------------------|----------------------------|---|-----------------------|
| Maintenance & Operation Expenditures | Capital Expenditures | Facilities Expenditures | State & Federal Project Expenditures | Total Expenditures |
|--|-------------------------|----------------------------|---|-----------------------|

Coconino County

Page Unified District

| | | | | | | | |
|--------------------------------|------------------|--|--------------|-------------|-----------|-------------|--------------|
| Page Middle School | | | \$2,837,856 | \$272,854 | \$31,247 | \$766,978 | \$3,908,935 |
| Total Attending ADM: 635.690 | Per ADM Amounts: | | \$4,464 | \$429 | \$49 | \$1,207 | \$6,149 |
| Page Unified District Totals | | | \$11,869,201 | \$2,508,422 | \$787,224 | \$4,046,300 | \$19,211,147 |
| Total Attending ADM: 2,877.718 | Per ADM Amounts: | | \$4,125 | \$872 | \$274 | \$1,406 | \$6,676 |

Tuba City Unified District

| | | | | | | | |
|-----------------------------------|------------------|--|-------------|-------------|-----|-------------|--------------|
| Dzil Libei Elementary School | | | \$581,496 | \$76,643 | \$0 | \$300,114 | \$958,253 |
| Total Attending ADM: 113.190 | Per ADM Amounts: | | \$5,137 | \$677 | \$0 | \$2,651 | \$8,466 |
| Eagles Nest Intermediate School | | | \$1,730,523 | \$276,217 | \$0 | \$564,659 | \$2,571,399 |
| Total Attending ADM: 336.670 | Per ADM Amounts: | | \$5,140 | \$820 | \$0 | \$1,677 | \$7,638 |
| Gap Primary School | | | \$346,146 | \$22,369 | \$0 | \$227,343 | \$595,857 |
| Total Attending ADM: 50.385 | Per ADM Amounts: | | \$6,870 | \$444 | \$0 | \$4,512 | \$11,826 |
| Tuba City Alternative School | | | \$69,565 | \$97,251 | \$0 | \$237,845 | \$404,661 |
| Total Attending ADM: 39.410 | Per ADM Amounts: | | \$1,765 | \$2,468 | \$0 | \$6,035 | \$10,268 |
| Tuba City High School | | | \$3,691,969 | \$1,454,403 | \$0 | \$942,570 | \$6,088,942 |
| Total Attending ADM: 891.488 | Per ADM Amounts: | | \$4,141 | \$1,631 | \$0 | \$1,057 | \$6,830 |
| Tuba City Junior High School | | | \$1,688,381 | \$88,578 | \$0 | \$501,662 | \$2,278,621 |
| Total Attending ADM: 306.660 | Per ADM Amounts: | | \$5,506 | \$289 | \$0 | \$1,636 | \$7,430 |
| Tuba City Primary School | | | \$1,817,833 | \$365,020 | \$0 | \$848,692 | \$3,031,545 |
| Total Attending ADM: 365.575 | Per ADM Amounts: | | \$4,973 | \$998 | \$0 | \$2,322 | \$8,293 |
| Tuba City Unified District Totals | | | \$9,925,912 | \$2,380,481 | \$0 | \$3,622,886 | \$15,929,278 |
| Total Attending ADM: 2,103.378 | Per ADM Amounts: | | \$4,719 | \$1,132 | \$0 | \$1,722 | \$7,573 |

Williams Unified District

| | | | | | | | |
|---------------------------------|------------------|--|-------------|--------------|-------------|--------------|---------------|
| * Williams Unified District | | | \$4,779,359 | \$347,548 | \$116,627 | \$1,380,151 | \$6,623,685 |
| Total Attending ADM: 734.913 | Per ADM Amounts: | | \$6,503 | \$473 | \$159 | \$1,878 | \$9,013 |
| Coconino Totals | | | \$4,779,359 | \$10,124,061 | \$2,311,646 | \$19,861,748 | \$138,644,403 |
| Total Attending ADM: 17,937.883 | Per ADM Amounts: | | \$266 | \$564 | \$129 | \$1,107 | \$7,729 |

Expenditures by Fund for District Schools

| Maintenance & Operation Expenditures | Capital Expenditures | Facilities Expenditures | State & Federal Project Expenditures | Total Expenditures |
|--|-------------------------|----------------------------|---|-----------------------|
|--|-------------------------|----------------------------|---|-----------------------|

Gila County

Gila County Regional School District

| | | | | | | |
|---|------------------|-----------|-----|-----|----------|-----------|
| Globe Education Center | | \$340,514 | \$0 | \$0 | \$61,147 | \$401,661 |
| Total Attending ADM: 67.190 | Per ADM Amounts: | \$5,068 | \$0 | \$0 | \$910 | \$5,978 |
| Payson Education Center | | \$122,770 | \$0 | \$0 | \$25,652 | \$148,422 |
| Total Attending ADM: 24.530 | Per ADM Amounts: | \$5,005 | \$0 | \$0 | \$1,046 | \$6,051 |
| Gila County Regional School District Totals | | \$463,284 | \$0 | \$0 | \$86,799 | \$550,083 |
| Total Attending ADM: 91.720 | Per ADM Amounts: | \$5,051 | \$0 | \$0 | \$946 | \$5,997 |

Globe Unified District

| | | | | | | |
|--------------------------------|------------------|-------------|-----------|-----------|-------------|--------------|
| Copper Rim Elementary School | | \$3,680,481 | \$273,028 | \$386,344 | \$944,466 | \$5,284,319 |
| Total Attending ADM: 677.880 | Per ADM Amounts: | \$5,429 | \$403 | \$570 | \$1,393 | \$7,795 |
| Globe High School | | \$3,370,931 | \$318,297 | \$220,948 | \$340,255 | \$4,250,431 |
| Total Attending ADM: 630.600 | Per ADM Amounts: | \$5,346 | \$505 | \$350 | \$540 | \$6,740 |
| High Desert Middle School | | \$2,837,360 | \$197,407 | \$282,125 | \$566,105 | \$3,882,997 |
| Total Attending ADM: 579.200 | Per ADM Amounts: | \$4,899 | \$341 | \$487 | \$977 | \$6,704 |
| Globe Unified District Totals | | \$9,888,772 | \$788,732 | \$889,417 | \$1,850,826 | \$13,417,747 |
| Total Attending ADM: 1,887.680 | Per ADM Amounts: | \$5,239 | \$418 | \$471 | \$980 | \$7,108 |

Hayden-Winkelman Unified District

| | | | | | | |
|--|------------------|-------------|----------|----------|-----------|-------------|
| Hayden High School | | \$767,579 | \$19,669 | \$1,380 | \$55,526 | \$844,154 |
| Total Attending ADM: 142.510 | Per ADM Amounts: | \$5,386 | \$138 | \$10 | \$390 | \$5,923 |
| Leonor Hambly Middle School | | \$370,603 | \$19,600 | \$21,638 | \$86,531 | \$498,372 |
| Total Attending ADM: 81.395 | Per ADM Amounts: | \$4,553 | \$241 | \$266 | \$1,063 | \$6,123 |
| Winkelman Intermediate School | | \$254,247 | \$7,508 | \$6,500 | \$36,494 | \$304,749 |
| Total Attending ADM: 93.745 | Per ADM Amounts: | \$2,712 | \$80 | \$69 | \$389 | \$3,251 |
| Winkelman Primary School | | \$408,095 | \$15,497 | \$21,851 | \$86,452 | \$531,895 |
| Total Attending ADM: 95.305 | Per ADM Amounts: | \$4,282 | \$163 | \$229 | \$907 | \$5,581 |
| Hayden-Winkelman Unified District Totals | | \$1,800,524 | \$62,274 | \$51,369 | \$265,003 | \$2,179,170 |
| Total Attending ADM: 412.955 | Per ADM Amounts: | \$4,360 | \$151 | \$124 | \$642 | \$5,277 |

Expenditures by Fund for District Schools

| | | | | |
|--|-------------------------|----------------------------|---|-----------------------|
| Maintenance & Operation Expenditures | Capital Expenditures | Facilities Expenditures | State & Federal Project Expenditures | Total Expenditures |
|--|-------------------------|----------------------------|---|-----------------------|

Gila County

Miami Unified District

| | | | | | | | |
|---|------------------|--|-------------|-----------|-----------|-------------|-------------|
| Dr. Charles A. Bejarano Elementary School | | | \$1,808,965 | \$93,372 | \$10,920 | \$307,696 | \$2,220,953 |
| Total Attending ADM: 331.470 | Per ADM Amounts: | | \$5,457 | \$282 | \$33 | \$928 | \$6,700 |
| Las Lomas Elementary School | | | \$1,156,308 | \$89,804 | \$99,993 | \$216,605 | \$1,562,710 |
| Total Attending ADM: 227.090 | Per ADM Amounts: | | \$5,092 | \$395 | \$440 | \$954 | \$6,881 |
| Lee Kornegay Middle School | | | \$1,050,450 | \$133,768 | \$24,871 | \$221,588 | \$1,430,677 |
| Total Attending ADM: 182.030 | Per ADM Amounts: | | \$5,771 | \$735 | \$137 | \$1,217 | \$7,860 |
| Miami High School | | | \$2,075,988 | \$166,375 | \$230,404 | \$276,995 | \$2,749,762 |
| Total Attending ADM: 357.788 | Per ADM Amounts: | | \$5,802 | \$465 | \$644 | \$774 | \$7,685 |
| Miami Unified District Totals | | | \$6,091,711 | \$483,319 | \$366,188 | \$1,022,884 | \$7,964,102 |
| Total Attending ADM: 1,098.378 | Per ADM Amounts: | | \$5,546 | \$440 | \$333 | \$931 | \$7,251 |

Payson Unified District

| | | | | | | | |
|--------------------------------|------------------|--|--------------|-------------|-----------|-------------|--------------|
| * Payson Unified District | | | \$16,134,396 | \$1,536,428 | \$404,668 | \$1,962,439 | \$20,037,931 |
| Total Attending ADM: 2,699.125 | Per ADM Amounts: | | \$5,978 | \$569 | \$150 | \$727 | \$7,424 |

Pine Strawberry Elementary District

| | | | | | | | |
|---------------------------------------|------------------|--|-------------|-----------|----------|-----------|-------------|
| * Pine Strawberry Elementary District | | | \$1,783,616 | \$196,081 | \$17,099 | \$191,072 | \$2,187,868 |
| Total Attending ADM: 106.250 | Per ADM Amounts: | | \$16,787 | \$1,845 | \$161 | \$1,798 | \$20,592 |

San Carlos Unified District

| | | | | | | | |
|--------------------------------|------------------|--|--------------|-------------|-----------|-------------|--------------|
| * San Carlos Unified District | | | \$10,251,112 | \$4,232,969 | \$266,283 | \$2,435,047 | \$17,185,411 |
| Total Attending ADM: 1,155.635 | Per ADM Amounts: | | \$8,871 | \$3,663 | \$230 | \$2,107 | \$14,871 |

Tonto Basin Elementary District

| | | | | | | | |
|-----------------------------------|------------------|--|-----------|----------|----------|----------|-----------|
| * Tonto Basin Elementary District | | | \$856,413 | \$25,066 | \$15,051 | \$63,561 | \$960,091 |
| Total Attending ADM: 72.490 | Per ADM Amounts: | | \$11,814 | \$346 | \$208 | \$877 | \$13,244 |

Young Elementary District

| | | | | | | | |
|-----------------------------|------------------|--|-------------|----------|-------|-----------|-------------|
| * Young Elementary District | | | \$1,090,382 | \$12,896 | \$825 | \$192,600 | \$1,296,703 |
| Total Attending ADM: 61.259 | Per ADM Amounts: | | \$17,800 | \$211 | \$13 | \$3,144 | \$21,168 |

| | | | | | | | |
|--------------------------------|------------------|--|-------------|-------------|-------------|-------------|--------------|
| Gila Totals | | | \$1,090,382 | \$7,337,765 | \$2,010,900 | \$8,070,231 | \$65,779,106 |
| Total Attending ADM: 7,585.491 | Per ADM Amounts: | | \$144 | \$967 | \$265 | \$1,064 | \$8,672 |

Expenditures by Fund for District Schools

| Maintenance & Operation Expenditures | Capital Expenditures | Facilities Expenditures | State & Federal Project Expenditures | Total Expenditures |
|--|-------------------------|----------------------------|---|-----------------------|
|--|-------------------------|----------------------------|---|-----------------------|

Graham County

Bonita Elementary District

| | | | | | | |
|-----------------------------|------------------|-------------|----------|----------|----------|-------------|
| Bonita Elementary School | | \$1,138,976 | \$38,431 | \$11,457 | \$40,968 | \$1,229,832 |
| Total Attending ADM: 96.925 | Per ADM Amounts: | \$11,751 | \$397 | \$118 | \$423 | \$12,688 |

Ft Thomas Unified District

| | | | | | | |
|------------------------------|------------------|-------------|-------------|-----------|-------------|-------------|
| * Ft Thomas Unified District | | \$4,543,092 | \$2,530,315 | \$194,922 | \$1,789,306 | \$9,057,635 |
| Total Attending ADM: 477.845 | Per ADM Amounts: | \$9,507 | \$5,295 | \$408 | \$3,745 | \$18,955 |

Gila Institute for Technology

| | | | | | | |
|---------------------------------|------------------|-------------|-----------|-----|---------|-------------|
| * Gila Institute for Technology | | \$1,278,840 | \$140,758 | \$0 | \$4,648 | \$1,424,246 |
| Total Attending ADM: 391.718 | Per ADM Amounts: | \$3,265 | \$359 | \$0 | \$12 | \$3,636 |

Klondyke Elementary District

| | | | | | | |
|--------------------------------|------------------|----------|----------|-----|------|-----------|
| * Klondyke Elementary District | | \$88,734 | \$23,753 | \$0 | \$44 | \$112,531 |
| Total Attending ADM: 0.000 | Per ADM Amounts: | | | | | |

Pima Unified District

| | | | | | | |
|------------------------------|------------------|-----------|----------|----------|-----------|-------------|
| Pima Elementary School | | \$996,076 | \$63,421 | \$11,418 | \$414,180 | \$1,485,095 |
| Total Attending ADM: 344.780 | Per ADM Amounts: | \$2,889 | \$184 | \$33 | \$1,201 | \$4,307 |

| | | | | | | |
|------------------------------|------------------|-------------|----------|-----------|-----------|-------------|
| Pima High School | | \$1,043,926 | \$57,422 | \$161,106 | \$105,474 | \$1,367,928 |
| Total Attending ADM: 188.920 | Per ADM Amounts: | \$5,526 | \$304 | \$853 | \$558 | \$7,241 |

| | | | | | | |
|------------------------------|------------------|-----------|----------|---------|----------|-----------|
| Pima Junior High School | | \$321,265 | \$30,061 | \$1,648 | \$53,953 | \$406,927 |
| Total Attending ADM: 103.880 | Per ADM Amounts: | \$3,093 | \$289 | \$16 | \$519 | \$3,917 |

| | | | | | | |
|------------------------------|------------------|-------------|-----------|-----------|-----------|-------------|
| Pima Unified District Totals | | \$2,361,267 | \$150,904 | \$174,172 | \$573,607 | \$3,259,950 |
| Total Attending ADM: 637.580 | Per ADM Amounts: | \$3,703 | \$237 | \$273 | \$900 | \$5,113 |

Safford Unified District

| | | | | | | |
|--------------------------------|------------------|--------------|-------------|----------|-------------|--------------|
| * Safford Unified District | | \$14,605,632 | \$3,362,637 | \$30,592 | \$2,511,832 | \$20,510,693 |
| Total Attending ADM: 2,769.400 | Per ADM Amounts: | \$5,274 | \$1,214 | \$11 | \$907 | \$7,406 |

Solomon Elementary District

| | | | | | | |
|-------------------------------|------------------|-------------|----------|----------|-----------|-------------|
| * Solomon Elementary District | | \$1,430,790 | \$57,066 | \$69,714 | \$182,898 | \$1,740,468 |
| Total Attending ADM: 156.785 | Per ADM Amounts: | \$9,126 | \$364 | \$445 | \$1,167 | \$11,101 |

Expenditures by Fund for District Schools

| Maintenance & Operation Expenditures | Capital Expenditures | Facilities Expenditures | State & Federal Project Expenditures | Total Expenditures |
|--|-------------------------|----------------------------|---|-----------------------|
|--|-------------------------|----------------------------|---|-----------------------|

Graham County

Thatcher Unified District

| | | | | | | | |
|----------------------------------|------------------|--|-------------|-------------|-----------|-------------|--------------|
| Jack Daley Primary School | | | \$836,358 | \$99,736 | \$19,448 | \$299,818 | \$1,255,360 |
| Total Attending ADM: 341.775 | Per ADM Amounts: | | \$2,447 | \$292 | \$57 | \$877 | \$3,673 |
| Thatcher Elementary School | | | \$596,301 | \$66,248 | \$0 | \$73,325 | \$735,874 |
| Total Attending ADM: 251.125 | Per ADM Amounts: | | \$2,375 | \$264 | \$0 | \$292 | \$2,930 |
| Thatcher High School | | | \$1,290,591 | \$115,407 | \$0 | \$51,529 | \$1,457,527 |
| Total Attending ADM: 397.120 | Per ADM Amounts: | | \$3,250 | \$291 | \$0 | \$130 | \$3,670 |
| Thatcher Middle School | | | \$597,537 | \$109,053 | \$0 | \$0 | \$706,590 |
| Total Attending ADM: 223.790 | Per ADM Amounts: | | \$2,670 | \$487 | \$0 | \$0 | \$3,157 |
| Thatcher Unified District Totals | | | \$3,320,787 | \$390,444 | \$19,448 | \$424,672 | \$4,155,351 |
| Total Attending ADM: 1,213.810 | Per ADM Amounts: | | \$2,736 | \$322 | \$16 | \$350 | \$3,423 |
| Graham Totals | | | \$597,537 | \$6,694,308 | \$500,305 | \$5,527,975 | \$41,490,706 |
| Total Attending ADM: 5,744.063 | Per ADM Amounts: | | \$104 | \$1,165 | \$87 | \$962 | \$7,223 |

Expenditures by Fund for District Schools

| | | | | |
|--|-------------------------|----------------------------|---|-----------------------|
| Maintenance & Operation Expenditures | Capital Expenditures | Facilities Expenditures | State & Federal Project Expenditures | Total Expenditures |
|--|-------------------------|----------------------------|---|-----------------------|

Greenlee County

Blue Elementary District

| | | | | | | |
|----------------------------|------------------|----------|------|-------|----------|----------|
| * Blue Elementary District | | \$69,161 | \$64 | \$250 | \$25,417 | \$94,892 |
| Total Attending ADM: 2.800 | Per ADM Amounts: | \$24,700 | \$23 | \$89 | \$9,078 | \$33,890 |

Clifton Unified District

| | | | | | | |
|-----------------------------|------------------|-----------|-----|-------|----------|-----------|
| Clifton High School | | \$266,758 | \$0 | \$0 | \$33,859 | \$300,617 |
| Total Attending ADM: 33.890 | Per ADM Amounts: | \$7,871 | \$0 | \$0 | \$999 | \$8,870 |
| Laugharn Elementary School | | \$362,273 | \$0 | \$930 | \$93,853 | \$457,056 |
| Total Attending ADM: 93.910 | Per ADM Amounts: | \$3,858 | \$0 | \$10 | \$999 | \$4,867 |

| | | | | | | |
|---------------------------------|------------------|-----------|-----|-------|-----------|-----------|
| Clifton Unified District Totals | | \$629,031 | \$0 | \$930 | \$127,712 | \$757,673 |
| Total Attending ADM: 127.800 | Per ADM Amounts: | \$4,922 | \$0 | \$7 | \$999 | \$5,929 |

Duncan Unified District

| | | | | | | |
|------------------------------|------------------|-------------|----------|----------|-----------|-------------|
| Duncan Elementary | | \$1,110,606 | \$40,074 | \$10,388 | \$229,043 | \$1,390,111 |
| Total Attending ADM: 319.125 | Per ADM Amounts: | \$3,480 | \$126 | \$33 | \$718 | \$4,356 |
| Duncan High School | | \$854,913 | \$24,277 | \$11,105 | \$85,062 | \$975,357 |
| Total Attending ADM: 142.468 | Per ADM Amounts: | \$6,001 | \$170 | \$78 | \$597 | \$6,846 |

| | | | | | | |
|--------------------------------|------------------|-------------|----------|----------|-----------|-------------|
| Duncan Unified District Totals | | \$1,965,519 | \$64,351 | \$21,493 | \$314,105 | \$2,365,468 |
| Total Attending ADM: 461.593 | Per ADM Amounts: | \$4,258 | \$139 | \$47 | \$680 | \$5,125 |

Eagle Elementary District

| | | | | | | |
|-----------------------------|------------------|---------|-----|-----|-----|---------|
| * Eagle Elementary District | | \$4,052 | \$0 | \$0 | \$0 | \$4,052 |
| Total Attending ADM: 0.000 | Per ADM Amounts: | | | | | |

Morenci Unified District

| | | | | | | |
|-----------------------------------|------------------|-------------|-----------|-----------|-----------|-------------|
| Fairbanks Elementary School | | \$2,026,442 | \$231,852 | \$0 | \$172,752 | \$2,431,046 |
| Total Attending ADM: 603.075 | Per ADM Amounts: | \$3,360 | \$384 | \$0 | \$286 | \$4,031 |
| Morenci Junior/Senior High School | | \$2,028,290 | \$223,343 | \$179,898 | \$75,055 | \$2,506,586 |
| Total Attending ADM: 424.790 | Per ADM Amounts: | \$4,775 | \$526 | \$423 | \$177 | \$5,901 |

| | | | | | | |
|---------------------------------|------------------|-------------|-----------|-----------|-----------|-------------|
| Morenci Unified District Totals | | \$4,054,732 | \$455,195 | \$179,898 | \$247,807 | \$4,937,632 |
| Total Attending ADM: 1,027.865 | Per ADM Amounts: | \$3,945 | \$443 | \$175 | \$241 | \$4,804 |

| Expenditures by Fund for District Schools | | Maintenance & Operation Expenditures | Capital Expenditures | Facilities Expenditures | State & Federal Project Expenditures | Total Expenditures |
|---|------------------|--|-------------------------|----------------------------|---|-----------------------|
| Greenlee County | | | | | | |
| Greenlee Totals | | \$2,028,290 | \$519,610 | \$202,571 | \$715,041 | \$8,159,717 |
| Total Attending ADM: 1,620.058 | Per ADM Amounts: | \$1,252 | \$321 | \$125 | \$441 | \$5,037 |

Expenditures by Fund for District Schools

| | | | | |
|--|-------------------------|----------------------------|---|-----------------------|
| Maintenance & Operation Expenditures | Capital Expenditures | Facilities Expenditures | State & Federal Project Expenditures | Total Expenditures |
|--|-------------------------|----------------------------|---|-----------------------|

La Paz County

Bicentennial Union High School District

| | | | | | | |
|---|------------------|-------------|-----------|----------|-----------|-------------|
| * Bicentennial Union High School District | | \$1,564,197 | \$126,800 | \$51,766 | \$241,286 | \$1,984,049 |
| Total Attending ADM: 129.018 | Per ADM Amounts: | \$12,124 | \$983 | \$401 | \$1,870 | \$15,378 |

Bouse Elementary District

| | | | | | | |
|-----------------------------|------------------|-----------|----------|-------|----------|-----------|
| Bouse Elementary School | | \$589,027 | \$52,082 | \$264 | \$66,809 | \$708,182 |
| Total Attending ADM: 47.295 | Per ADM Amounts: | \$12,454 | \$1,101 | \$6 | \$1,413 | \$14,974 |

Parker Unified School District

| | | | | | | |
|------------------------------|------------------|-------------|-----------|-----|-----------|-------------|
| Blake Primary School | | \$1,923,016 | \$227,514 | \$0 | \$415,603 | \$2,566,132 |
| Total Attending ADM: 405.195 | Per ADM Amounts: | \$4,746 | \$561 | \$0 | \$1,026 | \$6,333 |

| | | | | | | |
|------------------------------|------------------|-------------|-----------|----------|-----------|-------------|
| Le Pera Elementary School | | \$1,715,041 | \$210,394 | \$67,394 | \$234,753 | \$2,227,582 |
| Total Attending ADM: 333.360 | Per ADM Amounts: | \$5,145 | \$631 | \$202 | \$704 | \$6,682 |

| | | | | | | |
|-----------------------------|------------------|----------|---------|-----|-----|----------|
| Parker Alternative School | | \$76,680 | \$2,324 | \$0 | \$0 | \$79,004 |
| Total Attending ADM: 44.450 | Per ADM Amounts: | \$1,725 | \$52 | \$0 | \$0 | \$1,777 |

| | | | | | | |
|------------------------------|------------------|-------------|-----------|----------|-----------|-------------|
| Parker High School | | \$3,202,240 | \$175,245 | \$71,351 | \$132,923 | \$3,581,760 |
| Total Attending ADM: 563.410 | Per ADM Amounts: | \$5,684 | \$311 | \$127 | \$236 | \$6,357 |

| | | | | | | |
|------------------------------|------------------|-------------|----------|---------|-----------|-------------|
| Wallace Elementary School | | \$1,412,239 | \$49,627 | \$1,228 | \$225,651 | \$1,688,744 |
| Total Attending ADM: 324.190 | Per ADM Amounts: | \$4,356 | \$153 | \$4 | \$696 | \$5,209 |

| | | | | | | |
|------------------------------|------------------|-----------|----------|---------|----------|-------------|
| Wallace Jr High School | | \$960,640 | \$25,506 | \$1,228 | \$15,662 | \$1,003,036 |
| Total Attending ADM: 229.510 | Per ADM Amounts: | \$4,186 | \$111 | \$5 | \$68 | \$4,370 |

Parker Unified School District Totals

| | | | | | | |
|--------------------------------|------------------|---------|-------|------|-------|---------|
| Total Attending ADM: 1,900.115 | Per ADM Amounts: | \$4,889 | \$363 | \$74 | \$539 | \$5,866 |
|--------------------------------|------------------|---------|-------|------|-------|---------|

Quartzsite Elementary District

| | | | | | | |
|------------------------------|------------------|-------------|----------|----------|----------|-------------|
| Ehrenberg Elementary School | | \$1,116,786 | \$81,056 | \$39,921 | \$96,920 | \$1,334,683 |
| Total Attending ADM: 166.575 | Per ADM Amounts: | \$6,704 | \$487 | \$240 | \$582 | \$8,013 |

| | | | | | | |
|------------------------------|------------------|-----------|----------|----------|----------|-----------|
| Quartzsite Elementary School | | \$689,062 | \$43,122 | \$14,728 | \$63,412 | \$810,324 |
| Total Attending ADM: 93.315 | Per ADM Amounts: | \$7,384 | \$462 | \$158 | \$680 | \$8,684 |

Quartzsite Elementary District Totals

| | | | | | | |
|------------------------------|------------------|---------|-------|-------|-------|---------|
| Total Attending ADM: 259.890 | Per ADM Amounts: | \$6,949 | \$478 | \$210 | \$617 | \$8,254 |
|------------------------------|------------------|---------|-------|-------|-------|---------|

Expenditures by Fund for District Schools

| | | | | |
|--|-------------------------|----------------------------|---|-----------------------|
| Maintenance & Operation Expenditures | Capital Expenditures | Facilities Expenditures | State & Federal Project Expenditures | Total Expenditures |
|--|-------------------------|----------------------------|---|-----------------------|

La Paz County

Salome Consolidated Elementary District

| | | | | | | |
|---|------------------|-------------|----------|---------|-----------|-------------|
| * Salome Consolidated Elementary District | | \$1,123,927 | \$40,434 | \$5,158 | \$209,435 | \$1,378,954 |
| Total Attending ADM: 101.375 | Per ADM Amounts: | \$11,087 | \$399 | \$51 | \$2,066 | \$13,603 |

Wenden Elementary District

| | | | | | | |
|------------------------------|------------------|-------------|----------|---------|-----------|-------------|
| * Wenden Elementary District | | \$1,074,119 | \$62,963 | \$2,945 | \$101,802 | \$1,241,829 |
| Total Attending ADM: 77.025 | Per ADM Amounts: | \$13,945 | \$817 | \$38 | \$1,322 | \$16,122 |

| | | | | | | |
|--------------------------------|------------------|-------------|-------------|-----------|-------------|--------------|
| La Paz Totals | | \$1,074,119 | \$1,097,067 | \$255,982 | \$1,804,256 | \$18,604,278 |
| Total Attending ADM: 2,514.718 | Per ADM Amounts: | \$427 | \$436 | \$102 | \$717 | \$7,398 |

Expenditures by Fund for District Schools

| Maintenance & Operation Expenditures | Capital Expenditures | Facilities Expenditures | State & Federal Project Expenditures | Total Expenditures |
|--|-------------------------|----------------------------|---|-----------------------|
|--|-------------------------|----------------------------|---|-----------------------|

Maricopa County

Agua Fria Union High School District

| | | | | | |
|--|--------------------------|-------------|-------------|-------------|--------------|
| * Agua Fria Union High School District | \$31,668,364 | \$2,473,890 | \$3,577,422 | \$1,935,549 | \$39,655,225 |
| Total Attending ADM: 5,360.148 | Per ADM Amounts: \$5,908 | \$462 | \$667 | \$361 | \$7,398 |

Aguila Elementary District

| | | | | | |
|------------------------------|--------------------------|----------|------|-----------|-------------|
| * Aguila Elementary District | \$1,646,238 | \$79,765 | \$61 | \$577,800 | \$2,303,864 |
| Total Attending ADM: 185.565 | Per ADM Amounts: \$8,871 | \$430 | \$0 | \$3,114 | \$12,415 |

Alhambra Elementary District

| | | | | | |
|---------------------------------|--------------------------|-------------|-----------|-------------|--------------|
| Alhambra Traditional School | \$2,731,697 | \$253,526 | \$0 | \$97,734 | \$3,082,957 |
| Total Attending ADM: 639.145 | Per ADM Amounts: \$4,274 | \$397 | \$0 | \$153 | \$4,824 |
| Andalucia Middle School | \$4,947,295 | \$645,644 | \$196,939 | \$912,005 | \$6,701,883 |
| Total Attending ADM: 1,181.840 | Per ADM Amounts: \$4,186 | \$546 | \$167 | \$772 | \$5,671 |
| Andalucia Primary School | \$4,089,168 | \$2,301,436 | \$0 | \$797,500 | \$7,188,104 |
| Total Attending ADM: 854.050 | Per ADM Amounts: \$4,788 | \$2,695 | \$0 | \$934 | \$8,416 |
| Barcelona Middle School | \$4,195,839 | \$423,412 | \$0 | \$1,562,580 | \$6,181,831 |
| Total Attending ADM: 934.880 | Per ADM Amounts: \$4,488 | \$453 | \$0 | \$1,671 | \$6,612 |
| Carol G. Peck Elementary School | \$3,169,628 | \$245,349 | \$0 | \$665,788 | \$4,080,765 |
| Total Attending ADM: 731.375 | Per ADM Amounts: \$4,334 | \$335 | \$0 | \$910 | \$5,580 |
| Catalina Ventura School | \$4,847,870 | \$6,171,427 | \$139,960 | \$624,781 | \$11,784,038 |
| Total Attending ADM: 1,082.205 | Per ADM Amounts: \$4,480 | \$5,703 | \$129 | \$577 | \$10,889 |
| Cordova Middle School | \$3,224,459 | \$424,764 | \$58,291 | \$511,401 | \$4,218,915 |
| Total Attending ADM: 957.155 | Per ADM Amounts: \$3,369 | \$444 | \$61 | \$534 | \$4,408 |
| Cordova Primary School | \$3,111,330 | \$295,142 | \$384,112 | \$712,679 | \$4,503,263 |
| Total Attending ADM: 739.380 | Per ADM Amounts: \$4,208 | \$399 | \$520 | \$964 | \$6,091 |
| Granada East School | \$4,522,303 | \$435,033 | \$0 | \$619,356 | \$5,576,692 |
| Total Attending ADM: 1,255.530 | Per ADM Amounts: \$3,602 | \$346 | \$0 | \$493 | \$4,442 |
| Granada Primary School | \$4,251,570 | \$410,464 | \$379,855 | \$734,293 | \$5,776,182 |
| Total Attending ADM: 936.715 | Per ADM Amounts: \$4,539 | \$438 | \$406 | \$784 | \$6,166 |

Expenditures by Fund for District Schools

| | | | | |
|--|-------------------------|----------------------------|---|-----------------------|
| Maintenance & Operation Expenditures | Capital Expenditures | Facilities Expenditures | State & Federal Project Expenditures | Total Expenditures |
|--|-------------------------|----------------------------|---|-----------------------|

Maricopa County

Alhambra Elementary District

| | | | | | | | |
|-------------------------------------|------------------|--|--------------|--------------|-------------|--------------|--------------|
| Montebello School | | | \$5,002,591 | \$525,203 | \$0 | \$964,760 | \$6,492,554 |
| Total Attending ADM: 1,280.000 | Per ADM Amounts: | | \$3,908 | \$410 | \$0 | \$754 | \$5,072 |
| R E Simpson School | | | \$4,320,094 | \$330,701 | \$0 | \$630,045 | \$5,280,840 |
| Total Attending ADM: 1,136.950 | Per ADM Amounts: | | \$3,800 | \$291 | \$0 | \$554 | \$4,645 |
| Sevilla Primary School | | | \$4,286,830 | \$397,639 | \$0 | \$550,103 | \$5,234,572 |
| Total Attending ADM: 838.855 | Per ADM Amounts: | | \$5,110 | \$474 | \$0 | \$656 | \$6,240 |
| Sevilla West School | | | \$4,332,664 | \$1,140,858 | \$0 | \$682,712 | \$6,156,234 |
| Total Attending ADM: 1,089.430 | Per ADM Amounts: | | \$3,977 | \$1,047 | \$0 | \$627 | \$5,651 |
| Westwood Primary School | | | \$4,299,029 | \$415,462 | \$0 | \$809,136 | \$5,523,627 |
| Total Attending ADM: 967.065 | Per ADM Amounts: | | \$4,445 | \$430 | \$0 | \$837 | \$5,712 |
| Alhambra Elementary District Totals | | | \$61,332,367 | \$14,416,060 | \$1,159,157 | \$10,874,873 | \$87,782,457 |
| Total Attending ADM: 14,624.575 | Per ADM Amounts: | | \$4,194 | \$986 | \$79 | \$744 | \$6,002 |

Arlington Elementary District

| | | | | | | | |
|---------------------------------|------------------|--|-------------|----------|-----|-----------|-------------|
| * Arlington Elementary District | | | \$1,694,943 | \$71,477 | \$0 | \$353,202 | \$2,119,622 |
| Total Attending ADM: 236.025 | Per ADM Amounts: | | \$7,181 | \$303 | \$0 | \$1,496 | \$8,980 |

Avondale Elementary District

| | | | | | | | |
|--------------------------------|------------------|--|-------------|-----------|----------|-----------|-------------|
| Centerra Mirage | | | \$2,831,002 | \$70,846 | \$0 | \$270,091 | \$3,171,939 |
| Total Attending ADM: 778.095 | Per ADM Amounts: | | \$3,638 | \$91 | \$0 | \$347 | \$4,077 |
| Desert Star | | | \$2,638,986 | \$53,968 | \$500 | \$460,479 | \$3,153,934 |
| Total Attending ADM: 921.660 | Per ADM Amounts: | | \$2,863 | \$59 | \$1 | \$500 | \$3,422 |
| Desert Thunder | | | \$2,914,899 | \$58,961 | \$0 | \$268,935 | \$3,242,795 |
| Total Attending ADM: 898.325 | Per ADM Amounts: | | \$3,245 | \$66 | \$0 | \$299 | \$3,610 |
| Eliseo C. Felix School | | | \$2,304,332 | \$85,554 | \$57,169 | \$404,790 | \$2,851,845 |
| Total Attending ADM: 626.360 | Per ADM Amounts: | | \$3,679 | \$137 | \$91 | \$646 | \$4,553 |
| Lattie Coor | | | \$5,154,857 | \$121,592 | \$14,816 | \$590,030 | \$5,881,295 |
| Total Attending ADM: 1,164.785 | Per ADM Amounts: | | \$4,426 | \$104 | \$13 | \$507 | \$5,049 |

Expenditures by Fund for District Schools

| | | | | |
|--|-------------------------|----------------------------|---|-----------------------|
| Maintenance & Operation Expenditures | Capital Expenditures | Facilities Expenditures | State & Federal Project Expenditures | Total Expenditures |
|--|-------------------------|----------------------------|---|-----------------------|

Maricopa County

Avondale Elementary District

| | | | | | | | |
|-------------------------------------|------------------|--|--------------|-----------|-----------|-------------|--------------|
| Michael Anderson | | | \$3,765,089 | \$129,168 | \$129,001 | \$392,095 | \$4,415,354 |
| Total Attending ADM: 792.845 | Per ADM Amounts: | | \$4,749 | \$163 | \$163 | \$495 | \$5,569 |
| Wildflower School | | | \$1,966,084 | \$60,323 | \$18,878 | \$211,974 | \$2,257,259 |
| Total Attending ADM: 579.345 | Per ADM Amounts: | | \$3,394 | \$104 | \$33 | \$366 | \$3,896 |
| Avondale Elementary District Totals | | | \$21,575,250 | \$580,412 | \$220,364 | \$2,598,395 | \$24,974,421 |
| Total Attending ADM: 5,761.415 | Per ADM Amounts: | | \$3,745 | \$101 | \$38 | \$451 | \$4,335 |

Balsz Elementary District

| | | | | | | | |
|----------------------------------|------------------|--|--------------|-------------|-----|-------------|--------------|
| Balsz School | | | \$3,135,336 | \$159,486 | \$0 | \$553,369 | \$3,848,191 |
| Total Attending ADM: 942.365 | Per ADM Amounts: | | \$3,327 | \$169 | \$0 | \$587 | \$4,084 |
| Brunson-Lee Elementary School | | | \$1,833,966 | \$30,876 | \$0 | \$536,121 | \$2,400,964 |
| Total Attending ADM: 493.270 | Per ADM Amounts: | | \$3,718 | \$63 | \$0 | \$1,087 | \$4,867 |
| David Crockett School | | | \$2,491,798 | \$1,156,034 | \$0 | \$485,357 | \$4,133,189 |
| Total Attending ADM: 583.185 | Per ADM Amounts: | | \$4,273 | \$1,982 | \$0 | \$832 | \$7,087 |
| Griffith Elementary School | | | \$2,443,577 | \$29,706 | \$0 | \$292,976 | \$2,766,259 |
| Total Attending ADM: 635.265 | Per ADM Amounts: | | \$3,847 | \$47 | \$0 | \$461 | \$4,354 |
| Orangedale Elementary School | | | \$2,501,960 | \$28,116 | \$0 | \$424,929 | \$2,955,004 |
| Total Attending ADM: 664.200 | Per ADM Amounts: | | \$3,767 | \$42 | \$0 | \$640 | \$4,449 |
| Balsz Elementary District Totals | | | \$12,406,637 | \$1,404,218 | \$0 | \$2,292,752 | \$16,103,607 |
| Total Attending ADM: 3,318.285 | Per ADM Amounts: | | \$3,739 | \$423 | \$0 | \$691 | \$4,853 |

Buckeye Elementary District

| | | | | | | | |
|------------------------------|------------------|--|-------------|-----------|----------|-----------|-------------|
| Bales Elementary School | | | \$3,173,414 | \$301,861 | \$10,258 | \$109,926 | \$3,595,459 |
| Total Attending ADM: 715.725 | Per ADM Amounts: | | \$4,434 | \$422 | \$14 | \$154 | \$5,024 |
| Buckeye Middle School | | | \$2,333,976 | \$108,948 | \$45,763 | \$177,207 | \$2,665,894 |
| Total Attending ADM: 475.870 | Per ADM Amounts: | | \$4,905 | \$229 | \$96 | \$372 | \$5,602 |
| Buckeye Primary | | | \$3,345,140 | \$196,577 | \$45,763 | \$177,386 | \$3,764,866 |
| Total Attending ADM: 581.465 | Per ADM Amounts: | | \$5,753 | \$338 | \$79 | \$305 | \$6,475 |

Expenditures by Fund for District Schools

| Maintenance & Operation Expenditures | Capital Expenditures | Facilities Expenditures | State & Federal Project Expenditures | Total Expenditures |
|--|-------------------------|----------------------------|---|-----------------------|
|--|-------------------------|----------------------------|---|-----------------------|

Maricopa County

Buckeye Elementary District

| | | | | | | | |
|------------------------------------|------------------|--|--------------|-------------|-----------|-----------|--------------|
| Sundance Elementary | | | \$3,944,341 | \$297,810 | \$0 | \$112,209 | \$4,354,360 |
| Total Attending ADM: 1,299.865 | Per ADM Amounts: | | \$3,034 | \$229 | \$0 | \$86 | \$3,350 |
| Westpark Elementary School | | | \$1,917,247 | \$468,149 | \$0 | \$61,113 | \$2,446,509 |
| Total Attending ADM: 437.585 | Per ADM Amounts: | | \$4,381 | \$1,070 | \$0 | \$140 | \$5,591 |
| Buckeye Elementary District Totals | | | \$14,714,118 | \$1,373,345 | \$101,784 | \$637,841 | \$16,827,088 |
| Total Attending ADM: 3,510.510 | Per ADM Amounts: | | \$4,191 | \$391 | \$29 | \$182 | \$4,793 |

Buckeye Union High School District

| | | | | | | | |
|---|------------------|--|-------------|-----------|---------|-----------|-------------|
| Buckeye Union High School | | | \$4,665,046 | \$273,838 | \$0 | \$548,048 | \$5,486,932 |
| Total Attending ADM: 1,604.730 | Per ADM Amounts: | | \$2,907 | \$171 | \$0 | \$342 | \$3,419 |
| Estrella Foothills High School | | | \$3,412,403 | \$181,330 | \$9,980 | \$114,475 | \$3,718,188 |
| Total Attending ADM: 921.703 | Per ADM Amounts: | | \$3,702 | \$197 | \$11 | \$124 | \$4,034 |
| The Buckeye Academy | | | \$244,830 | \$18,687 | \$0 | \$42,204 | \$305,721 |
| Total Attending ADM: 70.260 | Per ADM Amounts: | | \$3,485 | \$266 | \$0 | \$601 | \$4,351 |
| Buckeye Union High School District Totals | | | \$8,322,279 | \$473,855 | \$9,980 | \$704,727 | \$9,510,841 |
| Total Attending ADM: 2,596.693 | Per ADM Amounts: | | \$3,205 | \$182 | \$4 | \$271 | \$3,663 |

Cartwright Elementary District

| | | | | | | | |
|-----------------------------------|------------------|--|-------------|-----------|-----------|-------------|-------------|
| Bret R. Tarver | | | \$3,248,026 | \$233,621 | \$453,247 | \$216,456 | \$4,151,350 |
| Total Attending ADM: 674.280 | Per ADM Amounts: | | \$4,817 | \$346 | \$672 | \$321 | \$6,157 |
| Byron A. Barry School | | | \$2,390,735 | \$117,033 | \$18,865 | \$202,664 | \$2,729,297 |
| Total Attending ADM: 549.090 | Per ADM Amounts: | | \$4,354 | \$213 | \$34 | \$369 | \$4,971 |
| Cartwright Early Childhood Center | | | \$1,277,652 | \$35,757 | \$88,381 | \$1,403,282 | \$2,805,072 |
| Total Attending ADM: 83.575 | Per ADM Amounts: | | \$15,287 | \$428 | \$1,058 | \$16,791 | \$33,564 |
| Cartwright School | | | \$3,815,243 | \$263,321 | \$3,240 | \$287,904 | \$4,369,708 |
| Total Attending ADM: 918.210 | Per ADM Amounts: | | \$4,155 | \$287 | \$4 | \$314 | \$4,759 |
| Charles W. Harris School | | | \$3,438,770 | \$82,153 | \$7,121 | \$652,356 | \$4,180,400 |
| Total Attending ADM: 833.090 | Per ADM Amounts: | | \$4,128 | \$99 | \$9 | \$783 | \$5,018 |

Expenditures by Fund for District Schools

| Maintenance & Operation Expenditures | Capital Expenditures | Facilities Expenditures | State & Federal Project Expenditures | Total Expenditures |
|--|-------------------------|----------------------------|---|-----------------------|
|--|-------------------------|----------------------------|---|-----------------------|

Maricopa County

Cartwright Elementary District

| | | | | | | | |
|--------------------------------|------------------|--|-------------|-----------|-----------|-----------|-------------|
| Desert Sands Middle School | | | \$4,993,562 | \$112,531 | \$208,886 | \$437,838 | \$5,752,817 |
| Total Attending ADM: 1,441.210 | Per ADM Amounts: | | \$3,465 | \$78 | \$145 | \$304 | \$3,992 |
| Estrella Middle School | | | \$5,631,998 | \$141,144 | \$17,553 | \$677,646 | \$6,468,341 |
| Total Attending ADM: 1,729.740 | Per ADM Amounts: | | \$3,256 | \$82 | \$10 | \$392 | \$3,739 |
| Flor Del Sol | | | \$804,037 | \$2,429 | \$38,829 | \$50,517 | \$895,812 |
| Total Attending ADM: 22.160 | Per ADM Amounts: | | \$36,283 | \$110 | \$1,752 | \$2,280 | \$40,425 |
| Frank Borman Middle School | | | \$4,793,668 | \$350,956 | \$119,113 | \$730,712 | \$5,994,449 |
| Total Attending ADM: 1,568.500 | Per ADM Amounts: | | \$3,056 | \$224 | \$76 | \$466 | \$3,822 |
| G. Frank Davidson | | | \$3,455,482 | \$71,922 | \$0 | \$327,722 | \$3,855,126 |
| Total Attending ADM: 912.610 | Per ADM Amounts: | | \$3,786 | \$79 | \$0 | \$359 | \$4,224 |
| Glenn L. Downs School | | | \$2,707,789 | \$149,210 | \$0 | \$246,363 | \$3,103,362 |
| Total Attending ADM: 625.105 | Per ADM Amounts: | | \$4,332 | \$239 | \$0 | \$394 | \$4,965 |
| Heatherbrae School | | | \$3,212,726 | \$88,987 | \$55,025 | \$265,799 | \$3,622,537 |
| Total Attending ADM: 775.025 | Per ADM Amounts: | | \$4,145 | \$115 | \$71 | \$343 | \$4,674 |
| Holiday Park School | | | \$3,922,034 | \$144,008 | \$0 | \$262,419 | \$4,328,461 |
| Total Attending ADM: 877.900 | Per ADM Amounts: | | \$4,468 | \$164 | \$0 | \$299 | \$4,930 |
| John F. Long | | | \$3,656,098 | \$89,222 | \$49,910 | \$274,033 | \$4,069,263 |
| Total Attending ADM: 848.990 | Per ADM Amounts: | | \$4,306 | \$105 | \$59 | \$323 | \$4,793 |
| Justine Spitalny School | | | \$2,878,217 | \$88,039 | \$139,847 | \$405,284 | \$3,511,387 |
| Total Attending ADM: 645.775 | Per ADM Amounts: | | \$4,457 | \$136 | \$217 | \$628 | \$5,437 |
| Manuel Pena Jr. School | | | \$3,480,303 | \$115,001 | \$0 | \$229,304 | \$3,824,608 |
| Total Attending ADM: 806.840 | Per ADM Amounts: | | \$4,313 | \$143 | \$0 | \$284 | \$4,740 |
| Marc T. Atkinson Middle School | | | \$5,053,650 | \$129,677 | \$85,770 | \$575,644 | \$5,844,741 |
| Total Attending ADM: 1,394.620 | Per ADM Amounts: | | \$3,624 | \$93 | \$62 | \$413 | \$4,191 |
| Palm Lane | | | \$4,379,405 | \$363,608 | \$40,259 | \$574,312 | \$5,357,584 |
| Total Attending ADM: 901.115 | Per ADM Amounts: | | \$4,860 | \$404 | \$45 | \$637 | \$5,946 |
| Peralta School | | | \$3,713,249 | \$626,195 | \$0 | \$304,027 | \$4,643,471 |
| Total Attending ADM: 942.070 | Per ADM Amounts: | | \$3,942 | \$665 | \$0 | \$323 | \$4,929 |

Expenditures by Fund for District Schools

| | | | | |
|--|-------------------------|----------------------------|---|-----------------------|
| Maintenance & Operation Expenditures | Capital Expenditures | Facilities Expenditures | State & Federal Project Expenditures | Total Expenditures |
|--|-------------------------|----------------------------|---|-----------------------|

Maricopa County

Cartwright Elementary District

| | | | | | | | |
|---------------------------------------|------------------|--|--------------|-------------|-------------|-------------|--------------|
| Starlight Park School | | | \$4,056,658 | \$2,304,752 | \$584,033 | \$598,426 | \$7,543,869 |
| Total Attending ADM: 907.730 | Per ADM Amounts: | | \$4,469 | \$2,539 | \$643 | \$659 | \$8,311 |
| Sunset School | | | \$3,573,312 | \$234,382 | \$0 | \$312,376 | \$4,120,070 |
| Total Attending ADM: 741.555 | Per ADM Amounts: | | \$4,819 | \$316 | \$0 | \$421 | \$5,556 |
| Tomahawk School | | | \$3,760,736 | \$213,313 | \$9,829 | \$373,652 | \$4,357,530 |
| Total Attending ADM: 988.660 | Per ADM Amounts: | | \$3,804 | \$216 | \$10 | \$378 | \$4,408 |
| Cartwright Elementary District Totals | | | \$78,243,350 | \$5,957,261 | \$1,919,908 | \$9,408,736 | \$95,529,255 |
| Total Attending ADM: 19,187.850 | Per ADM Amounts: | | \$4,078 | \$310 | \$100 | \$490 | \$4,979 |

Cave Creek Unified District

| | | | | | | | |
|------------------------------------|------------------|--|--------------|-------------|-----------|-------------|--------------|
| Black Mountain Elementary School | | | \$3,273,590 | \$308,415 | \$35,125 | \$228,388 | \$3,845,518 |
| Total Attending ADM: 532.130 | Per ADM Amounts: | | \$6,152 | \$580 | \$66 | \$429 | \$7,227 |
| Cactus Shadows High School/PSH | | | \$9,024,761 | \$696,104 | \$24,549 | \$488,146 | \$10,233,560 |
| Total Attending ADM: 1,690.228 | Per ADM Amounts: | | \$5,339 | \$412 | \$15 | \$289 | \$6,055 |
| Desert Arroyo Middle School | | | \$4,206,042 | \$292,512 | \$5,916 | \$166,004 | \$4,670,474 |
| Total Attending ADM: 740.695 | Per ADM Amounts: | | \$5,679 | \$395 | \$8 | \$224 | \$6,306 |
| Desert Sun Elementary School | | | \$2,814,489 | \$129,758 | \$3,105 | \$253,335 | \$3,200,687 |
| Total Attending ADM: 406.875 | Per ADM Amounts: | | \$6,917 | \$319 | \$8 | \$623 | \$7,867 |
| Desert Willow Elementary School | | | \$3,394,571 | \$196,390 | \$26,025 | \$300,078 | \$3,917,064 |
| Total Attending ADM: 590.080 | Per ADM Amounts: | | \$5,753 | \$333 | \$44 | \$509 | \$6,638 |
| Horseshoe Trails Elementary School | | | \$2,871,671 | \$137,729 | \$3,848 | \$164,725 | \$3,177,973 |
| Total Attending ADM: 482.385 | Per ADM Amounts: | | \$5,953 | \$286 | \$8 | \$341 | \$6,588 |
| Lone Mountain Elementary School | | | \$3,081,747 | \$178,537 | \$4,223 | \$119,770 | \$3,384,277 |
| Total Attending ADM: 528.525 | Per ADM Amounts: | | \$5,831 | \$338 | \$8 | \$227 | \$6,403 |
| Sonoran Trails Middle School | | | \$3,853,387 | \$326,586 | \$5,365 | \$152,714 | \$4,338,052 |
| Total Attending ADM: 671.303 | Per ADM Amounts: | | \$5,740 | \$486 | \$8 | \$227 | \$6,462 |
| Cave Creek Unified District Totals | | | \$32,520,258 | \$2,266,031 | \$108,156 | \$1,873,160 | \$36,767,605 |
| Total Attending ADM: 5,642.220 | Per ADM Amounts: | | \$5,764 | \$402 | \$19 | \$332 | \$6,517 |

Expenditures by Fund for District Schools

| | | | | |
|--|-------------------------|----------------------------|---|-----------------------|
| Maintenance & Operation Expenditures | Capital Expenditures | Facilities Expenditures | State & Federal Project Expenditures | Total Expenditures |
|--|-------------------------|----------------------------|---|-----------------------|

Maricopa County

Chandler Unified District

| | | | | | | | |
|---|------------------|--|--------------|-----------|-------|-----------|--------------|
| Anna Marie Jacobson Elementary School | | | \$3,550,296 | \$114,322 | \$0 | \$46,109 | \$3,710,727 |
| Total Attending ADM: 845.275 | Per ADM Amounts: | | \$4,200 | \$135 | \$0 | \$55 | \$4,390 |
| Audrey & Robert Ryan Elementary | | | \$3,038,224 | \$204,739 | \$0 | \$135,889 | \$3,378,852 |
| Total Attending ADM: 605.805 | Per ADM Amounts: | | \$5,015 | \$338 | \$0 | \$224 | \$5,577 |
| Basha Elementary | | | \$3,955,659 | \$117,951 | \$0 | \$43,195 | \$4,116,805 |
| Total Attending ADM: 982.105 | Per ADM Amounts: | | \$4,028 | \$120 | \$0 | \$44 | \$4,192 |
| Basha High School | | | \$10,777,353 | \$785,557 | \$0 | \$275,200 | \$11,838,110 |
| Total Attending ADM: 2,882.390 | Per ADM Amounts: | | \$3,739 | \$273 | \$0 | \$95 | \$4,107 |
| Bogle Junior High School | | | \$4,700,463 | \$164,239 | \$0 | \$209,396 | \$5,074,098 |
| Total Attending ADM: 1,095.780 | Per ADM Amounts: | | \$4,290 | \$150 | \$0 | \$191 | \$4,631 |
| Chandler High School | | | \$12,664,740 | \$615,173 | \$0 | \$557,890 | \$13,837,803 |
| Total Attending ADM: 3,025.438 | Per ADM Amounts: | | \$4,186 | \$203 | \$0 | \$184 | \$4,574 |
| Chandler Traditional Academy - Independence | | | \$2,167,817 | \$258,325 | \$0 | \$59,744 | \$2,485,886 |
| Total Attending ADM: 486.595 | Per ADM Amounts: | | \$4,455 | \$531 | \$0 | \$123 | \$5,109 |
| Chandler Traditional Academy - Liberty Campus | | | \$2,325,188 | \$101,014 | \$0 | \$21,225 | \$2,447,427 |
| Total Attending ADM: 664.530 | Per ADM Amounts: | | \$3,499 | \$152 | \$0 | \$32 | \$3,683 |
| Chandler Traditional Campus-Freedom | | | \$2,402,398 | \$198,721 | \$0 | \$21,776 | \$2,622,895 |
| Total Attending ADM: 611.365 | Per ADM Amounts: | | \$3,930 | \$325 | \$0 | \$36 | \$4,290 |
| CTA Goodman Elementary | | | \$2,319,486 | \$147,792 | \$0 | \$163,610 | \$2,630,888 |
| Total Attending ADM: 456.145 | Per ADM Amounts: | | \$5,085 | \$324 | \$0 | \$359 | \$5,768 |
| Dr Howard K Conley Elementary School | | | \$3,347,093 | \$97,424 | \$0 | \$70,246 | \$3,514,763 |
| Total Attending ADM: 758.470 | Per ADM Amounts: | | \$4,413 | \$128 | \$0 | \$93 | \$4,634 |
| Erie Elementary School | | | \$2,639,836 | \$68,259 | \$0 | \$101,532 | \$2,809,627 |
| Total Attending ADM: 486.070 | Per ADM Amounts: | | \$5,431 | \$140 | \$0 | \$209 | \$5,780 |
| Frye Elementary School | | | \$2,630,147 | \$66,904 | \$0 | \$711,135 | \$3,408,186 |
| Total Attending ADM: 701.795 | Per ADM Amounts: | | \$3,748 | \$95 | \$0 | \$1,013 | \$4,856 |
| Galveston Elementary School | | | \$3,469,899 | \$122,538 | \$288 | \$909,847 | \$4,502,572 |
| Total Attending ADM: 839.825 | Per ADM Amounts: | | \$4,132 | \$146 | \$0 | \$1,083 | \$5,361 |

Expenditures by Fund for District Schools

Maintenance
& Operation
ExpendituresCapital
ExpendituresFacilities
ExpendituresState &
Federal
Project
ExpendituresTotal
Expenditures

Maricopa County

Chandler Unified District

| | | | | | | | |
|--|------------------|--|--------------|-----------|----------|-----------|--------------|
| Hamilton High School | | | \$12,639,733 | \$572,976 | \$74,900 | \$863,514 | \$14,151,123 |
| Total Attending ADM: 3,177.468 | Per ADM Amounts: | | \$3,978 | \$180 | \$24 | \$272 | \$4,454 |
| Hartford Sylvia Encinas Elementary | | | \$2,494,138 | \$76,221 | \$267 | \$755,656 | \$3,326,282 |
| Total Attending ADM: 619.570 | Per ADM Amounts: | | \$4,026 | \$123 | \$0 | \$1,220 | \$5,369 |
| Jane D. Hull Elementary | | | \$4,101,656 | \$117,126 | \$0 | \$88,443 | \$4,307,225 |
| Total Attending ADM: 1,030.455 | Per ADM Amounts: | | \$3,980 | \$114 | \$0 | \$86 | \$4,180 |
| John M Andersen Elementary School | | | \$2,401,239 | \$71,106 | \$0 | \$147,427 | \$2,619,772 |
| Total Attending ADM: 528.905 | Per ADM Amounts: | | \$4,540 | \$134 | \$0 | \$279 | \$4,953 |
| John M Andersen Jr High School | | | \$4,481,018 | \$166,032 | \$0 | \$130,310 | \$4,777,360 |
| Total Attending ADM: 1,074.585 | Per ADM Amounts: | | \$4,170 | \$155 | \$0 | \$121 | \$4,446 |
| Knox Elementary School | | | \$2,535,802 | \$61,120 | \$0 | \$345,762 | \$2,942,684 |
| Total Attending ADM: 484.195 | Per ADM Amounts: | | \$5,237 | \$126 | \$0 | \$714 | \$6,077 |
| Marshall Humphrey li Elementary School | | | \$2,286,839 | \$95,404 | \$0 | \$77,885 | \$2,460,128 |
| Total Attending ADM: 484.705 | Per ADM Amounts: | | \$4,718 | \$197 | \$0 | \$161 | \$5,076 |
| Navarrete Elementary | | | \$3,459,900 | \$182,141 | \$0 | \$60,266 | \$3,702,307 |
| Total Attending ADM: 959.435 | Per ADM Amounts: | | \$3,606 | \$190 | \$0 | \$63 | \$3,859 |
| Pathways Learning Center | | | \$1,311,010 | \$143,408 | \$309 | \$618,584 | \$2,073,311 |
| Total Attending ADM: 224.480 | Per ADM Amounts: | | \$5,840 | \$639 | \$1 | \$2,756 | \$9,236 |
| Robert and Danell Tarwater Elementary | | | \$3,534,650 | \$99,749 | \$0 | \$136,824 | \$3,771,223 |
| Total Attending ADM: 790.890 | Per ADM Amounts: | | \$4,469 | \$126 | \$0 | \$173 | \$4,768 |
| Rudy G Bologna Elementary | | | \$3,575,769 | \$89,422 | \$11,755 | \$189,794 | \$3,866,740 |
| Total Attending ADM: 744.485 | Per ADM Amounts: | | \$4,803 | \$120 | \$16 | \$255 | \$5,194 |
| San Marcos Elementary School | | | \$2,286,521 | \$60,849 | \$0 | \$670,366 | \$3,017,736 |
| Total Attending ADM: 482.135 | Per ADM Amounts: | | \$4,742 | \$126 | \$0 | \$1,390 | \$6,259 |
| Sanborn Elementary School | | | \$3,104,484 | \$152,885 | \$61 | \$118,296 | \$3,375,726 |
| Total Attending ADM: 813.810 | Per ADM Amounts: | | \$3,815 | \$188 | \$0 | \$145 | \$4,148 |
| Santan Elementary | | | \$3,716,411 | \$88,791 | \$16,100 | \$24,995 | \$3,846,297 |
| Total Attending ADM: 1,001.435 | Per ADM Amounts: | | \$3,711 | \$89 | \$16 | \$25 | \$3,841 |

Expenditures by Fund for District Schools

| | | | | |
|--|-------------------------|----------------------------|---|-----------------------|
| Maintenance & Operation Expenditures | Capital Expenditures | Facilities Expenditures | State & Federal Project Expenditures | Total Expenditures |
|--|-------------------------|----------------------------|---|-----------------------|

Maricopa County

Chandler Unified District

| | | | | | | | |
|----------------------------------|------------------|--|---------------|-------------|-----------|-------------|---------------|
| Santan Junior High School | | | \$4,160,867 | \$87,082 | \$16,100 | \$173,271 | \$4,437,320 |
| Total Attending ADM: 998.750 | Per ADM Amounts: | | \$4,166 | \$87 | \$16 | \$173 | \$4,443 |
| Shumway Elementary School | | | \$2,698,317 | \$96,084 | \$0 | \$176,434 | \$2,970,835 |
| Total Attending ADM: 577.105 | Per ADM Amounts: | | \$4,676 | \$166 | \$0 | \$306 | \$5,148 |
| T. Dale Hancock | | | \$2,627,646 | \$102,775 | \$0 | \$162,495 | \$2,892,916 |
| Total Attending ADM: 636.055 | Per ADM Amounts: | | \$4,131 | \$162 | \$0 | \$255 | \$4,548 |
| Weinberg Elementary School | | | \$3,777,044 | \$514,265 | \$0 | \$18,392 | \$4,309,701 |
| Total Attending ADM: 894.715 | Per ADM Amounts: | | \$4,222 | \$575 | \$0 | \$21 | \$4,817 |
| Willie & Coy Payne Jr. High | | | \$3,071,037 | \$68,854 | \$3,985 | \$19,084 | \$3,162,960 |
| Total Attending ADM: 989.000 | Per ADM Amounts: | | \$3,105 | \$70 | \$4 | \$19 | \$3,198 |
| Willis Junior High School | | | \$4,656,959 | \$190,413 | \$524,283 | \$134,738 | \$5,506,393 |
| Total Attending ADM: 1,043.250 | Per ADM Amounts: | | \$4,464 | \$183 | \$503 | \$129 | \$5,278 |
| Chandler Unified District Totals | | | \$132,909,639 | \$6,099,661 | \$648,048 | \$8,239,330 | \$147,896,678 |
| Total Attending ADM: 31,997.015 | Per ADM Amounts: | | \$4,154 | \$191 | \$20 | \$258 | \$4,622 |

Creighton Elementary District

| | | | | | | | |
|-------------------------------|------------------|--|-------------|----------|----------|-----------|-------------|
| Creighton Elementary School | | | \$2,574,782 | \$40,732 | \$50,664 | \$647,950 | \$3,314,129 |
| Total Attending ADM: 927.585 | Per ADM Amounts: | | \$2,776 | \$44 | \$55 | \$699 | \$3,573 |
| Excelencia School | | | \$2,277,628 | \$49,677 | \$43,470 | \$511,109 | \$2,881,884 |
| Total Attending ADM: 882.125 | Per ADM Amounts: | | \$2,582 | \$56 | \$49 | \$579 | \$3,267 |
| Gateway School | | | \$2,308,868 | \$56,846 | \$40,333 | \$878,920 | \$3,284,967 |
| Total Attending ADM: 814.425 | Per ADM Amounts: | | \$2,835 | \$70 | \$50 | \$1,079 | \$4,033 |
| Larry C Kennedy School | | | \$2,310,882 | \$65,311 | \$81,369 | \$418,896 | \$2,876,458 |
| Total Attending ADM: 788.680 | Per ADM Amounts: | | \$2,930 | \$83 | \$103 | \$531 | \$3,647 |
| Loma Linda Elementary School | | | \$2,441,300 | \$69,657 | \$43,015 | \$723,039 | \$3,277,010 |
| Total Attending ADM: 888.870 | Per ADM Amounts: | | \$2,747 | \$78 | \$48 | \$813 | \$3,687 |
| Monte Vista Elementary School | | | \$2,138,656 | \$40,116 | \$24,034 | \$380,519 | \$2,583,324 |
| Total Attending ADM: 647.415 | Per ADM Amounts: | | \$3,303 | \$62 | \$37 | \$588 | \$3,990 |

Expenditures by Fund for District Schools

Maintenance
& Operation
ExpendituresCapital
ExpendituresFacilities
ExpendituresState &
Federal
Project
ExpendituresTotal
Expenditures

Maricopa County

Creighton Elementary District

| | | | | | | | |
|--------------------------------------|------------------|--|--------------|-----------|-----------|-------------|--------------|
| Papago School | | | \$2,476,371 | \$76,891 | \$38,881 | \$554,509 | \$3,146,652 |
| Total Attending ADM: 885.850 | Per ADM Amounts: | | \$2,795 | \$87 | \$44 | \$626 | \$3,552 |
| Squaw Peak Elementary School | | | \$2,080,198 | \$76,884 | \$118,952 | \$378,913 | \$2,654,948 |
| Total Attending ADM: 712.430 | Per ADM Amounts: | | \$2,920 | \$108 | \$167 | \$532 | \$3,727 |
| William T Machan Elementary School | | | \$2,336,305 | \$116,660 | \$20,749 | \$510,504 | \$2,984,218 |
| Total Attending ADM: 770.805 | Per ADM Amounts: | | \$3,031 | \$151 | \$27 | \$662 | \$3,872 |
| Creighton Elementary District Totals | | | \$20,944,991 | \$592,774 | \$461,467 | \$5,004,358 | \$27,003,590 |
| Total Attending ADM: 7,318.185 | Per ADM Amounts: | | \$2,862 | \$81 | \$63 | \$684 | \$3,690 |

Deer Valley Unified District

| | | | | | | | |
|--------------------------------|------------------|--|-------------|-----------|-----------|-------------|-------------|
| Anthem School | | | \$2,977,132 | \$108,679 | \$18,135 | \$59,697 | \$3,163,643 |
| Total Attending ADM: 882.803 | Per ADM Amounts: | | \$3,372 | \$123 | \$21 | \$68 | \$3,584 |
| Arrowhead Elementary School | | | \$2,910,313 | \$80,139 | \$2,118 | \$16,605 | \$3,009,175 |
| Total Attending ADM: 726.290 | Per ADM Amounts: | | \$4,007 | \$110 | \$3 | \$23 | \$4,143 |
| Barry Goldwater High School | | | \$7,263,906 | \$312,719 | \$92,360 | \$1,282,204 | \$8,951,189 |
| Total Attending ADM: 2,037.880 | Per ADM Amounts: | | \$3,564 | \$153 | \$45 | \$629 | \$4,392 |
| Bellair Elementary School | | | \$2,188,347 | \$66,038 | \$4,953 | \$87,386 | \$2,346,724 |
| Total Attending ADM: 536.240 | Per ADM Amounts: | | \$4,081 | \$123 | \$9 | \$163 | \$4,376 |
| Boulder Creek High School | | | \$6,039,863 | \$535,281 | \$4,797 | \$58,133 | \$6,638,074 |
| Total Attending ADM: 1,895.400 | Per ADM Amounts: | | \$3,187 | \$282 | \$3 | \$31 | \$3,502 |
| Canyon Springs | | | \$1,831,591 | \$970,293 | \$0 | \$12,770 | \$2,814,654 |
| Total Attending ADM: 540.740 | Per ADM Amounts: | | \$3,387 | \$1,794 | \$0 | \$24 | \$5,205 |
| Constitution Elementary School | | | \$3,038,854 | \$87,433 | \$164,678 | \$623,383 | \$3,914,348 |
| Total Attending ADM: 704.155 | Per ADM Amounts: | | \$4,316 | \$124 | \$234 | \$885 | \$5,559 |
| Copper Creek Elementary | | | \$2,820,285 | \$84,055 | \$0 | \$79,130 | \$2,983,470 |
| Total Attending ADM: 747.640 | Per ADM Amounts: | | \$3,772 | \$112 | \$0 | \$106 | \$3,991 |
| Deer Valley High School | | | \$7,890,380 | \$349,457 | \$181,045 | \$900,699 | \$9,321,581 |
| Total Attending ADM: 2,123.250 | Per ADM Amounts: | | \$3,716 | \$165 | \$85 | \$424 | \$4,390 |

Expenditures by Fund for District Schools

Maintenance
& Operation
ExpendituresCapital
ExpendituresFacilities
ExpendituresState &
Federal
Project
ExpendituresTotal
Expenditures

Maricopa County

Deer Valley Unified District

| | | | | | | | |
|--------------------------------|------------------|--|-------------|-----------|-----------|-----------|-------------|
| Deer Valley Middle School | | | \$3,171,964 | \$129,790 | \$242,696 | \$438,714 | \$3,983,164 |
| Total Attending ADM: 956.840 | Per ADM Amounts: | | \$3,315 | \$136 | \$254 | \$459 | \$4,163 |
| Desert Mountain Middle School | | | \$3,185,784 | \$112,340 | \$4,984 | \$146,463 | \$3,449,571 |
| Total Attending ADM: 941.325 | Per ADM Amounts: | | \$3,384 | \$119 | \$5 | \$156 | \$3,665 |
| Desert Sage Elementary School | | | \$2,976,607 | \$90,985 | \$5,789 | \$16,226 | \$3,089,607 |
| Total Attending ADM: 765.558 | Per ADM Amounts: | | \$3,888 | \$119 | \$8 | \$21 | \$4,036 |
| Desert Sky Middle School | | | \$3,376,396 | \$134,038 | \$11,031 | \$159,621 | \$3,681,086 |
| Total Attending ADM: 908.235 | Per ADM Amounts: | | \$3,718 | \$148 | \$12 | \$176 | \$4,053 |
| Desert Winds Elementary School | | | \$2,499,198 | \$56,961 | \$4,294 | \$268,200 | \$2,828,653 |
| Total Attending ADM: 507.725 | Per ADM Amounts: | | \$4,922 | \$112 | \$8 | \$528 | \$5,571 |
| Diamond Canyon Elementary | | | \$3,337,086 | \$135,260 | \$0 | \$17,759 | \$3,490,105 |
| Total Attending ADM: 1,116.370 | Per ADM Amounts: | | \$2,989 | \$121 | \$0 | \$16 | \$3,126 |
| Esperanza Elementary School | | | \$2,255,531 | \$65,496 | \$16,161 | \$197,987 | \$2,535,175 |
| Total Attending ADM: 553.088 | Per ADM Amounts: | | \$4,078 | \$118 | \$29 | \$358 | \$4,584 |
| Gavilan Peak Elementary | | | \$3,076,758 | \$115,531 | \$638 | \$31,692 | \$3,224,619 |
| Total Attending ADM: 936.945 | Per ADM Amounts: | | \$3,284 | \$123 | \$1 | \$34 | \$3,442 |
| Greenbrier Elementary School | | | \$2,648,521 | \$59,592 | \$0 | \$19,433 | \$2,727,546 |
| Total Attending ADM: 518.725 | Per ADM Amounts: | | \$5,106 | \$115 | \$0 | \$37 | \$5,258 |
| Highland Lakes School | | | \$3,763,669 | \$129,183 | \$984 | \$98,251 | \$3,992,087 |
| Total Attending ADM: 945.425 | Per ADM Amounts: | | \$3,981 | \$137 | \$1 | \$104 | \$4,223 |
| Hillcrest Middle School | | | \$3,456,204 | \$159,330 | \$158,693 | \$19,927 | \$3,794,154 |
| Total Attending ADM: 1,096.488 | Per ADM Amounts: | | \$3,152 | \$145 | \$145 | \$18 | \$3,460 |
| Las Brisas Elementary School | | | \$2,766,423 | \$85,190 | \$0 | \$159,091 | \$3,010,704 |
| Total Attending ADM: 747.875 | Per ADM Amounts: | | \$3,699 | \$114 | \$0 | \$213 | \$4,026 |
| Legend Springs Elementary | | | \$2,129,789 | \$66,101 | \$9,449 | \$82,344 | \$2,287,683 |
| Total Attending ADM: 591.635 | Per ADM Amounts: | | \$3,600 | \$112 | \$16 | \$139 | \$3,867 |
| Mirage Elementary School | | | \$3,067,170 | \$72,433 | \$3,041 | \$83,824 | \$3,226,468 |
| Total Attending ADM: 662.325 | Per ADM Amounts: | | \$4,631 | \$109 | \$5 | \$127 | \$4,871 |

Expenditures by Fund for District Schools

| | | | | |
|--|-------------------------|----------------------------|---|-----------------------|
| Maintenance & Operation Expenditures | Capital Expenditures | Facilities Expenditures | State & Federal Project Expenditures | Total Expenditures |
|--|-------------------------|----------------------------|---|-----------------------|

Maricopa County

Deer Valley Unified District

| | | | | | | | |
|-------------------------------------|------------------|--|---------------|-------------|-------------|-------------|---------------|
| Mountain Ridge High School | | | \$8,213,866 | \$469,075 | \$37,284 | \$356,697 | \$9,076,922 |
| Total Attending ADM: 2,435.275 | Per ADM Amounts: | | \$3,373 | \$193 | \$15 | \$146 | \$3,727 |
| Mountain Shadows Elementary School | | | \$3,005,010 | \$81,690 | \$8,809 | \$18,131 | \$3,113,640 |
| Total Attending ADM: 701.955 | Per ADM Amounts: | | \$4,281 | \$116 | \$13 | \$26 | \$4,436 |
| New River Elementary School | | | \$1,554,447 | \$87,768 | \$1,210 | \$9,279 | \$1,652,704 |
| Total Attending ADM: 327.455 | Per ADM Amounts: | | \$4,747 | \$268 | \$4 | \$28 | \$5,047 |
| Park Meadows Elementary School | | | \$1,419,100 | \$69,309 | \$18,273 | \$234,075 | \$1,740,757 |
| Total Attending ADM: 588.385 | Per ADM Amounts: | | \$2,412 | \$118 | \$31 | \$398 | \$2,959 |
| Paseo Hills Elementary | | | \$3,681,979 | \$130,133 | \$1,741 | \$217,176 | \$4,031,029 |
| Total Attending ADM: 1,087.115 | Per ADM Amounts: | | \$3,387 | \$120 | \$2 | \$200 | \$3,708 |
| Sandra Day O'Connor High School | | | \$6,172,965 | \$295,887 | \$44,297 | \$501,020 | \$7,014,169 |
| Total Attending ADM: 1,790.313 | Per ADM Amounts: | | \$3,448 | \$165 | \$25 | \$280 | \$3,918 |
| Sierra Verde Elementary | | | \$2,850,897 | \$96,004 | \$0 | \$268,234 | \$3,215,135 |
| Total Attending ADM: 806.485 | Per ADM Amounts: | | \$3,535 | \$119 | \$0 | \$333 | \$3,987 |
| Stetson Hills Elementary | | | \$3,638,240 | \$134,704 | \$2,487 | \$36,719 | \$3,812,150 |
| Total Attending ADM: 1,122.355 | Per ADM Amounts: | | \$3,242 | \$120 | \$2 | \$33 | \$3,397 |
| Sunrise Elementary School | | | \$2,838,061 | \$76,105 | \$7,096 | \$202,344 | \$3,123,606 |
| Total Attending ADM: 668.703 | Per ADM Amounts: | | \$4,244 | \$114 | \$11 | \$303 | \$4,671 |
| Sunset Ridge Elementary | | | \$3,264,192 | \$130,356 | \$1,135 | \$111,184 | \$3,506,867 |
| Total Attending ADM: 1,040.975 | Per ADM Amounts: | | \$3,136 | \$125 | \$1 | \$107 | \$3,369 |
| Terramar Elementary | | | \$2,959,351 | \$110,591 | \$584 | \$15,949 | \$3,086,475 |
| Total Attending ADM: 936.055 | Per ADM Amounts: | | \$3,162 | \$118 | \$1 | \$17 | \$3,297 |
| Village Meadows Elementary School | | | \$2,917,323 | \$166,472 | \$0 | \$274,876 | \$3,358,671 |
| Total Attending ADM: 644.715 | Per ADM Amounts: | | \$4,525 | \$258 | \$0 | \$426 | \$5,210 |
| West Wing Elementary | | | \$2,304,166 | \$125,489 | \$0 | \$13,520 | \$2,443,175 |
| Total Attending ADM: 698.340 | Per ADM Amounts: | | \$3,299 | \$180 | \$0 | \$19 | \$3,499 |
| Deer Valley Unified District Totals | | | \$123,491,368 | \$5,979,907 | \$1,048,762 | \$7,118,743 | \$137,638,780 |
| Total Attending ADM: 34,291.080 | Per ADM Amounts: | | \$3,601 | \$174 | \$31 | \$208 | \$4,014 |

Expenditures by Fund for District Schools

| | | | | |
|--|-------------------------|----------------------------|---|-----------------------|
| Maintenance & Operation Expenditures | Capital Expenditures | Facilities Expenditures | State & Federal Project Expenditures | Total Expenditures |
|--|-------------------------|----------------------------|---|-----------------------|

Maricopa County

Dysart Unified District

| | | | | | | | |
|--------------------------------|------------------|--|-------------|-----------|-----------|-----------|-------------|
| Ashton Ranch Elementary School | | | \$3,524,056 | \$55,199 | \$5,528 | \$219,061 | \$3,803,844 |
| Total Attending ADM: 931.210 | Per ADM Amounts: | | \$3,784 | \$59 | \$6 | \$235 | \$4,085 |
| Cimarron Springs Elementary | | | \$3,711,480 | \$35,829 | \$19,404 | \$154,911 | \$3,921,624 |
| Total Attending ADM: 1,089.995 | Per ADM Amounts: | | \$3,405 | \$33 | \$18 | \$142 | \$3,598 |
| Countryside Elementary | | | \$3,606,013 | \$86,595 | \$110,859 | \$173,635 | \$3,977,102 |
| Total Attending ADM: 997.490 | Per ADM Amounts: | | \$3,615 | \$87 | \$111 | \$174 | \$3,987 |
| Dysart Elementary School | | | \$3,605,222 | \$281,848 | \$94,091 | \$643,107 | \$4,624,268 |
| Total Attending ADM: 1,080.190 | Per ADM Amounts: | | \$3,338 | \$261 | \$87 | \$595 | \$4,281 |
| Dysart High School | | | \$7,259,957 | \$271,061 | \$6,177 | \$390,155 | \$7,927,350 |
| Total Attending ADM: 1,649.833 | Per ADM Amounts: | | \$4,400 | \$164 | \$4 | \$236 | \$4,805 |
| El Mirage School | | | \$3,821,386 | \$99,194 | \$439 | \$367,350 | \$4,288,369 |
| Total Attending ADM: 1,052.330 | Per ADM Amounts: | | \$3,631 | \$94 | \$0 | \$349 | \$4,075 |
| Kingswood Elementary School | | | \$3,343,045 | \$178,142 | \$31,620 | \$462,035 | \$4,014,842 |
| Total Attending ADM: 1,004.050 | Per ADM Amounts: | | \$3,330 | \$177 | \$31 | \$460 | \$3,999 |
| Luke School | | | \$2,965,785 | \$217,972 | \$0 | \$362,066 | \$3,545,823 |
| Total Attending ADM: 788.175 | Per ADM Amounts: | | \$3,763 | \$277 | \$0 | \$459 | \$4,499 |
| Marley Park Elementary | | | \$3,340,630 | \$72,842 | \$0 | \$155,223 | \$3,568,695 |
| Total Attending ADM: 956.605 | Per ADM Amounts: | | \$3,492 | \$76 | \$0 | \$162 | \$3,731 |
| Parkview Elementary | | | \$2,282,608 | \$513,748 | \$0 | \$127,894 | \$2,924,250 |
| Total Attending ADM: 520.055 | Per ADM Amounts: | | \$4,389 | \$988 | \$0 | \$246 | \$5,623 |
| Rancho Gabriela | | | \$2,957,646 | \$139,205 | \$0 | \$119,362 | \$3,216,213 |
| Total Attending ADM: 902.100 | Per ADM Amounts: | | \$3,279 | \$154 | \$0 | \$132 | \$3,565 |
| Sonoran Heights Elementary | | | \$2,635,154 | \$267,224 | \$0 | \$145,564 | \$3,047,942 |
| Total Attending ADM: 644.085 | Per ADM Amounts: | | \$4,091 | \$415 | \$0 | \$226 | \$4,732 |
| Sunset Hills Elementary | | | \$3,204,591 | \$50,773 | \$0 | \$120,001 | \$3,375,365 |
| Total Attending ADM: 945.730 | Per ADM Amounts: | | \$3,388 | \$54 | \$0 | \$127 | \$3,569 |
| Surprise Elementary School | | | \$3,855,006 | \$131,330 | \$1,885 | \$680,069 | \$4,668,290 |
| Total Attending ADM: 1,083.185 | Per ADM Amounts: | | \$3,559 | \$121 | \$2 | \$628 | \$4,310 |

Expenditures by Fund for District Schools

| | | | | |
|--|-------------------------|----------------------------|---|-----------------------|
| Maintenance & Operation Expenditures | Capital Expenditures | Facilities Expenditures | State & Federal Project Expenditures | Total Expenditures |
|--|-------------------------|----------------------------|---|-----------------------|

Maricopa County

Dysart Unified District

| | | | | | | | |
|---------------------------------|------------------|--|--------------|-------------|-----------|-------------|--------------|
| Thompson Ranch Elementary | | | \$2,750,388 | \$28,699 | \$0 | \$280,872 | \$3,059,959 |
| Total Attending ADM: 638.145 | Per ADM Amounts: | | \$4,310 | \$45 | \$0 | \$440 | \$4,795 |
| Valley Vista High School | | | \$4,494,390 | \$504,385 | \$0 | \$129,055 | \$5,127,830 |
| Total Attending ADM: 1,057.808 | Per ADM Amounts: | | \$4,249 | \$477 | \$0 | \$122 | \$4,848 |
| West Point Elementary | | | \$3,671,480 | \$34,926 | \$56,116 | \$234,836 | \$3,997,358 |
| Total Attending ADM: 1,079.760 | Per ADM Amounts: | | \$3,400 | \$32 | \$52 | \$217 | \$3,702 |
| Western Peaks Elementary | | | \$3,166,883 | \$599,522 | \$0 | \$177,069 | \$3,943,474 |
| Total Attending ADM: 958.865 | Per ADM Amounts: | | \$3,303 | \$625 | \$0 | \$185 | \$4,113 |
| Willow Canyon High School | | | \$8,700,024 | \$426,222 | \$142,064 | \$262,563 | \$9,530,873 |
| Total Attending ADM: 2,247.333 | Per ADM Amounts: | | \$3,871 | \$190 | \$63 | \$117 | \$4,241 |
| Dysart Unified District Totals | | | \$72,895,744 | \$3,994,716 | \$468,183 | \$5,204,828 | \$82,563,471 |
| Total Attending ADM: 19,626.943 | Per ADM Amounts: | | \$3,714 | \$204 | \$24 | \$265 | \$4,207 |

East Valley Institute of Technology

| | | | | | | | |
|---------------------------------------|------------------|--|--------------|--------------|-----|-----------|--------------|
| * East Valley Institute of Technology | | | \$28,882,592 | \$13,309,865 | \$0 | \$989,939 | \$43,182,396 |
| Total Attending ADM: 7,567.118 | Per ADM Amounts: | | \$3,817 | \$1,759 | \$0 | \$131 | \$5,707 |

Fountain Hills Unified District

| | | | | | | | |
|-----------------------------------|------------------|--|--------------|-------------|-----------|-----------|--------------|
| * Fountain Hills Unified District | | | \$13,814,294 | \$1,598,389 | \$226,775 | \$633,731 | \$16,273,189 |
| Total Attending ADM: 2,306.643 | Per ADM Amounts: | | \$5,989 | \$693 | \$98 | \$275 | \$7,055 |

Fowler Elementary District

| | | | | | | | |
|------------------------------|------------------|--|-------------|-----------|----------|-----------|-------------|
| Fowler Elementary School | | | \$2,367,599 | \$376,883 | \$4,191 | \$554,717 | \$3,303,390 |
| Total Attending ADM: 586.515 | Per ADM Amounts: | | \$4,037 | \$643 | \$7 | \$946 | \$5,632 |
| Santa Maria Middle School | | | \$3,091,164 | \$214,205 | \$48,577 | \$306,591 | \$3,660,537 |
| Total Attending ADM: 650.500 | Per ADM Amounts: | | \$4,752 | \$329 | \$75 | \$471 | \$5,627 |
| Sun Canyon School | | | \$2,428,343 | \$191,953 | \$0 | \$112,569 | \$2,732,865 |
| Total Attending ADM: 610.445 | Per ADM Amounts: | | \$3,978 | \$314 | \$0 | \$184 | \$4,477 |
| Sunridge Elementary School | | | \$2,210,153 | \$272,702 | \$18,843 | \$266,133 | \$2,767,831 |
| Total Attending ADM: 529.470 | Per ADM Amounts: | | \$4,174 | \$515 | \$36 | \$503 | \$5,228 |

Expenditures by Fund for District Schools

| | | | | |
|--|-------------------------|----------------------------|---|-----------------------|
| Maintenance & Operation Expenditures | Capital Expenditures | Facilities Expenditures | State & Federal Project Expenditures | Total Expenditures |
|--|-------------------------|----------------------------|---|-----------------------|

Maricopa County

Fowler Elementary District

| | | | | | | | |
|-----------------------------------|------------------|--|--------------|-------------|----------|-------------|--------------|
| Tuscano Elementary School | | | \$1,998,453 | \$237,308 | \$0 | \$608,632 | \$2,844,393 |
| Total Attending ADM: 475.605 | Per ADM Amounts: | | \$4,202 | \$499 | \$0 | \$1,280 | \$5,981 |
| Western Valley Elementary School | | | \$2,595,086 | \$295,216 | \$0 | \$502,258 | \$3,392,560 |
| Total Attending ADM: 621.615 | Per ADM Amounts: | | \$4,175 | \$475 | \$0 | \$808 | \$5,458 |
| Western Valley Middle School | | | \$2,829,788 | \$165,917 | \$0 | \$160,126 | \$3,155,831 |
| Total Attending ADM: 718.910 | Per ADM Amounts: | | \$3,936 | \$231 | \$0 | \$223 | \$4,390 |
| Fowler Elementary District Totals | | | \$17,520,586 | \$1,754,184 | \$71,611 | \$2,511,026 | \$21,857,407 |
| Total Attending ADM: 4,193.060 | Per ADM Amounts: | | \$4,178 | \$418 | \$17 | \$599 | \$5,213 |

Gila Bend Unified District

| | | | | | | | |
|------------------------------|------------------|--|-------------|-----------|-----------|-----------|-------------|
| * Gila Bend Unified District | | | \$3,047,103 | \$158,402 | \$232,970 | \$585,199 | \$4,023,674 |
| Total Attending ADM: 443.480 | Per ADM Amounts: | | \$6,871 | \$357 | \$525 | \$1,320 | \$9,073 |

Gilbert Unified District

| | | | | | | | |
|--------------------------------|------------------|--|-------------|-----------|----------|-----------|-------------|
| Ashland Elementary | | | \$2,529,893 | \$140,476 | \$15,423 | \$8,513 | \$2,694,305 |
| Total Attending ADM: 908.080 | Per ADM Amounts: | | \$2,786 | \$155 | \$17 | \$9 | \$2,967 |
| Augusta Ranch Elementary | | | \$3,010,558 | \$160,819 | \$26,692 | \$156,952 | \$3,355,021 |
| Total Attending ADM: 932.905 | Per ADM Amounts: | | \$3,227 | \$172 | \$29 | \$168 | \$3,596 |
| Boulder Creek Elementary | | | \$2,858,637 | \$31,159 | \$5,655 | \$197,907 | \$3,093,358 |
| Total Attending ADM: 800.563 | Per ADM Amounts: | | \$3,571 | \$39 | \$7 | \$247 | \$3,864 |
| Burk Elementary School | | | \$2,424,498 | \$42,297 | \$23,545 | \$204,430 | \$2,694,770 |
| Total Attending ADM: 463.665 | Per ADM Amounts: | | \$5,229 | \$91 | \$51 | \$441 | \$5,812 |
| Canyon Rim | | | \$3,267,519 | \$62,743 | \$25,631 | \$131,033 | \$3,486,926 |
| Total Attending ADM: 1,014.455 | Per ADM Amounts: | | \$3,221 | \$62 | \$25 | \$129 | \$3,437 |
| Carol Rae Ranch Elementary | | | \$2,311,304 | \$93,895 | \$0 | \$64,320 | \$2,469,519 |
| Total Attending ADM: 532.230 | Per ADM Amounts: | | \$4,343 | \$176 | \$0 | \$121 | \$4,640 |
| Desert Ridge High | | | \$7,503,256 | \$565,839 | \$13,060 | \$366,551 | \$8,448,706 |
| Total Attending ADM: 2,110.333 | Per ADM Amounts: | | \$3,555 | \$268 | \$6 | \$174 | \$4,003 |

Expenditures by Fund for District Schools

Maintenance
& Operation
ExpendituresCapital
ExpendituresFacilities
ExpendituresState &
Federal
Project
ExpendituresTotal
Expenditures

Maricopa County

Gilbert Unified District

| | | | | | | | |
|--------------------------------|------------------|--|--------------|-----------|-----------|-----------|--------------|
| Desert Ridge Jr. High | | | \$3,682,571 | \$128,848 | \$53,698 | \$111,886 | \$3,977,003 |
| Total Attending ADM: 1,147.645 | Per ADM Amounts: | | \$3,209 | \$112 | \$47 | \$97 | \$3,465 |
| Finley Farms Elementary | | | \$2,881,338 | \$35,885 | \$22,935 | \$43,736 | \$2,983,894 |
| Total Attending ADM: 828.720 | Per ADM Amounts: | | \$3,477 | \$43 | \$28 | \$53 | \$3,601 |
| Gilbert Elementary School | | | \$3,654,309 | \$97,443 | \$32,951 | \$290,023 | \$4,074,726 |
| Total Attending ADM: 750.080 | Per ADM Amounts: | | \$4,872 | \$130 | \$44 | \$387 | \$5,432 |
| Gilbert High School | | | \$11,279,216 | \$488,586 | \$120,292 | \$349,436 | \$12,237,530 |
| Total Attending ADM: 3,061.568 | Per ADM Amounts: | | \$3,684 | \$160 | \$39 | \$114 | \$3,997 |
| Gilbert Junior High School | | | \$3,455,016 | \$110,257 | \$4,621 | \$67,645 | \$3,637,539 |
| Total Attending ADM: 820.885 | Per ADM Amounts: | | \$4,209 | \$134 | \$6 | \$82 | \$4,431 |
| Gilbert Learning Center | | | \$1,031,105 | \$57,761 | \$113,050 | \$50,165 | \$1,252,081 |
| Total Attending ADM: 216.405 | Per ADM Amounts: | | \$4,765 | \$267 | \$522 | \$232 | \$5,786 |
| GPS Traditional Academy | | | \$2,149,591 | \$176,425 | \$7,893 | \$10,459 | \$2,344,368 |
| Total Attending ADM: 582.240 | Per ADM Amounts: | | \$3,692 | \$303 | \$14 | \$18 | \$4,026 |
| Greenfield Elementary School | | | \$2,426,934 | \$50,270 | \$17,468 | \$71,951 | \$2,566,623 |
| Total Attending ADM: 753.388 | Per ADM Amounts: | | \$3,221 | \$67 | \$23 | \$96 | \$3,407 |
| Greenfield Junior High School | | | \$3,342,175 | \$133,918 | \$14,312 | \$103,698 | \$3,594,103 |
| Total Attending ADM: 963.450 | Per ADM Amounts: | | \$3,469 | \$139 | \$15 | \$108 | \$3,730 |
| Harris Elementary School | | | \$2,584,006 | \$33,603 | \$5,075 | \$363,297 | \$2,985,981 |
| Total Attending ADM: 571.425 | Per ADM Amounts: | | \$4,522 | \$59 | \$9 | \$636 | \$5,225 |
| Highland High School | | | \$9,112,654 | \$493,492 | \$171,083 | \$502,923 | \$10,280,152 |
| Total Attending ADM: 2,750.705 | Per ADM Amounts: | | \$3,313 | \$179 | \$62 | \$183 | \$3,737 |
| Highland Jr High School | | | \$4,098,085 | \$128,217 | \$7,880 | \$72,313 | \$4,306,495 |
| Total Attending ADM: 1,278.858 | Per ADM Amounts: | | \$3,204 | \$100 | \$6 | \$57 | \$3,367 |
| Highland Park Elementary | | | \$2,177,430 | \$14,737 | \$41,485 | \$44,288 | \$2,277,940 |
| Total Attending ADM: 547.390 | Per ADM Amounts: | | \$3,978 | \$27 | \$76 | \$81 | \$4,161 |
| Houston Elementary School | | | \$2,868,158 | \$35,368 | \$49,263 | \$342,951 | \$3,295,740 |
| Total Attending ADM: 505.055 | Per ADM Amounts: | | \$5,679 | \$70 | \$98 | \$679 | \$6,526 |

Expenditures by Fund for District Schools

Maintenance
& Operation
ExpendituresCapital
ExpendituresFacilities
ExpendituresState &
Federal
Project
ExpendituresTotal
Expenditures

Maricopa County

Gilbert Unified District

| | | | | | | | |
|---------------------------------|------------------|--|--------------|-----------|-----------|-----------|--------------|
| Islands Elementary School | | | \$2,502,421 | \$156,825 | \$0 | \$94,697 | \$2,753,943 |
| Total Attending ADM: 600.590 | Per ADM Amounts: | | \$4,167 | \$261 | \$0 | \$158 | \$4,585 |
| Meridian | | | \$2,580,027 | \$44,946 | \$226 | \$78,033 | \$2,703,232 |
| Total Attending ADM: 788.975 | Per ADM Amounts: | | \$3,270 | \$57 | \$0 | \$99 | \$3,426 |
| Mesquite Elementary School | | | \$2,467,223 | \$83,552 | \$32,781 | \$89,109 | \$2,672,665 |
| Total Attending ADM: 602.060 | Per ADM Amounts: | | \$4,098 | \$139 | \$54 | \$148 | \$4,439 |
| Mesquite High School | | | \$10,830,784 | \$504,108 | \$20,653 | \$435,299 | \$11,790,844 |
| Total Attending ADM: 3,105.205 | Per ADM Amounts: | | \$3,488 | \$162 | \$7 | \$140 | \$3,797 |
| Mesquite Jr High School | | | \$3,485,856 | \$284,689 | \$100,108 | \$119,811 | \$3,990,464 |
| Total Attending ADM: 999.300 | Per ADM Amounts: | | \$3,488 | \$285 | \$100 | \$120 | \$3,993 |
| Oak Tree Elementary | | | \$2,782,909 | \$38,237 | \$1,915 | \$162,245 | \$2,985,306 |
| Total Attending ADM: 695.165 | Per ADM Amounts: | | \$4,003 | \$55 | \$3 | \$233 | \$4,294 |
| Patterson Elementary School | | | \$2,438,783 | \$195,601 | \$10,628 | \$144,277 | \$2,789,289 |
| Total Attending ADM: 564.425 | Per ADM Amounts: | | \$4,321 | \$347 | \$19 | \$256 | \$4,942 |
| Pioneer Elementary School | | | \$2,420,213 | \$38,004 | \$77,818 | \$236,194 | \$2,772,229 |
| Total Attending ADM: 547.675 | Per ADM Amounts: | | \$4,419 | \$69 | \$142 | \$431 | \$5,062 |
| Playa del Rey Elementary School | | | \$2,422,210 | \$43,800 | \$11,893 | \$44,853 | \$2,522,756 |
| Total Attending ADM: 687.290 | Per ADM Amounts: | | \$3,524 | \$64 | \$17 | \$65 | \$3,671 |
| Settlers Point Elementary | | | \$2,750,025 | \$85,216 | \$33,615 | \$39,740 | \$2,908,596 |
| Total Attending ADM: 782.640 | Per ADM Amounts: | | \$3,514 | \$109 | \$43 | \$51 | \$3,716 |
| Sonoma Ranch Elementary School | | | \$2,243,297 | \$54,105 | \$1,850 | \$27,908 | \$2,327,160 |
| Total Attending ADM: 665.360 | Per ADM Amounts: | | \$3,372 | \$81 | \$3 | \$42 | \$3,498 |
| South Valley Jr. High | | | \$3,150,270 | \$60,087 | \$0 | \$88,369 | \$3,298,726 |
| Total Attending ADM: 949.825 | Per ADM Amounts: | | \$3,317 | \$63 | \$0 | \$93 | \$3,473 |
| Spectrum Elementary | | | \$4,249,930 | \$53,268 | \$98,421 | \$212,730 | \$4,614,349 |
| Total Attending ADM: 1,028.415 | Per ADM Amounts: | | \$4,133 | \$52 | \$96 | \$207 | \$4,487 |
| Superstition Springs Elementary | | | \$2,780,799 | \$34,923 | \$943 | \$95,386 | \$2,912,051 |
| Total Attending ADM: 825.115 | Per ADM Amounts: | | \$3,370 | \$42 | \$1 | \$116 | \$3,529 |

Expenditures by Fund for District Schools

| | | | | |
|--|-------------------------|----------------------------|---|-----------------------|
| Maintenance & Operation Expenditures | Capital Expenditures | Facilities Expenditures | State & Federal Project Expenditures | Total Expenditures |
|--|-------------------------|----------------------------|---|-----------------------|

Maricopa County

Gilbert Unified District

| | | | | | | | |
|-----------------------------------|------------------|--|---------------|-------------|-------------|-------------|---------------|
| Technology and Leadership Academy | | | \$644,998 | \$25,149 | \$6,784 | \$28,164 | \$705,095 |
| Total Attending ADM: 68.685 | Per ADM Amounts: | | \$9,391 | \$366 | \$99 | \$410 | \$10,266 |
| Towne Meadows Elementary School | | | \$2,350,679 | \$28,290 | \$401,971 | \$48,392 | \$2,829,332 |
| Total Attending ADM: 718.330 | Per ADM Amounts: | | \$3,272 | \$39 | \$560 | \$67 | \$3,939 |
| Val Vista Lakes Elementary School | | | \$2,446,019 | \$53,031 | \$68,973 | \$95,229 | \$2,663,252 |
| Total Attending ADM: 589.405 | Per ADM Amounts: | | \$4,150 | \$90 | \$117 | \$162 | \$4,519 |
| Gilbert Unified District Totals | | | \$131,194,696 | \$4,865,869 | \$1,640,591 | \$5,594,913 | \$143,296,069 |
| Total Attending ADM: 35,758.503 | Per ADM Amounts: | | \$3,669 | \$136 | \$46 | \$156 | \$4,007 |

Glendale Elementary District

| | | | | | | | |
|---------------------------------|------------------|--|-------------|-----------|-----------|-----------|-------------|
| Bicentennial North School | | | \$2,767,425 | \$171,945 | \$32,290 | \$436,779 | \$3,408,439 |
| Total Attending ADM: 748.070 | Per ADM Amounts: | | \$3,699 | \$230 | \$43 | \$584 | \$4,556 |
| Bicentennial South School | | | \$2,547,169 | \$153,064 | \$0 | \$423,042 | \$3,123,275 |
| Total Attending ADM: 602.405 | Per ADM Amounts: | | \$4,228 | \$254 | \$0 | \$702 | \$5,185 |
| Challenger Middle School | | | \$3,578,753 | \$387,113 | \$205,923 | \$333,937 | \$4,505,726 |
| Total Attending ADM: 961.730 | Per ADM Amounts: | | \$3,721 | \$403 | \$214 | \$347 | \$4,685 |
| Coyote Ridge | | | \$3,158,640 | \$169,145 | \$0 | \$531,746 | \$3,859,531 |
| Total Attending ADM: 907.475 | Per ADM Amounts: | | \$3,481 | \$186 | \$0 | \$586 | \$4,253 |
| Desert Garden Elementary School | | | \$2,716,823 | \$221,489 | \$0 | \$372,987 | \$3,311,299 |
| Total Attending ADM: 543.740 | Per ADM Amounts: | | \$4,997 | \$407 | \$0 | \$686 | \$6,090 |
| Desert Spirit | | | \$3,336,965 | \$204,121 | \$0 | \$403,391 | \$3,944,477 |
| Total Attending ADM: 780.275 | Per ADM Amounts: | | \$4,277 | \$262 | \$0 | \$517 | \$5,055 |
| Discovery School | | | \$2,788,240 | \$297,124 | \$0 | \$353,800 | \$3,439,164 |
| Total Attending ADM: 789.105 | Per ADM Amounts: | | \$3,533 | \$377 | \$0 | \$448 | \$4,358 |
| Don Mensendick School | | | \$2,665,626 | \$375,724 | \$311,222 | \$317,905 | \$3,670,477 |
| Total Attending ADM: 784.790 | Per ADM Amounts: | | \$3,397 | \$479 | \$397 | \$405 | \$4,677 |
| Glendale American School | | | \$3,324,754 | \$318,616 | \$0 | \$510,793 | \$4,154,163 |
| Total Attending ADM: 855.665 | Per ADM Amounts: | | \$3,886 | \$372 | \$0 | \$597 | \$4,855 |

Expenditures by Fund for District Schools

| | | | | |
|--|-------------------------|----------------------------|---|-----------------------|
| Maintenance & Operation Expenditures | Capital Expenditures | Facilities Expenditures | State & Federal Project Expenditures | Total Expenditures |
|--|-------------------------|----------------------------|---|-----------------------|

Maricopa County

Glendale Elementary District

| | | | | | | | |
|-------------------------------------|------------------|--|--------------|-------------|-------------|-------------|--------------|
| Glendale Landmark Middle School | | | \$3,264,228 | \$208,112 | \$183,381 | \$407,880 | \$4,063,601 |
| Total Attending ADM: 755.430 | Per ADM Amounts: | | \$4,321 | \$275 | \$243 | \$540 | \$5,379 |
| Glenn F Burton School | | | \$2,415,394 | \$189,182 | \$112,162 | \$286,377 | \$3,003,115 |
| Total Attending ADM: 604.260 | Per ADM Amounts: | | \$3,997 | \$313 | \$186 | \$474 | \$4,970 |
| Harold W Smith School | | | \$3,069,875 | \$217,983 | \$115,622 | \$450,710 | \$3,854,190 |
| Total Attending ADM: 803.090 | Per ADM Amounts: | | \$3,823 | \$271 | \$144 | \$561 | \$4,799 |
| Horizon School | | | \$3,381,925 | \$272,191 | \$0 | \$319,383 | \$3,973,499 |
| Total Attending ADM: 838.745 | Per ADM Amounts: | | \$4,032 | \$325 | \$0 | \$381 | \$4,737 |
| Isaac E Imes School | | | \$2,553,665 | \$234,252 | \$96,681 | \$423,944 | \$3,308,542 |
| Total Attending ADM: 549.290 | Per ADM Amounts: | | \$4,649 | \$426 | \$176 | \$772 | \$6,023 |
| Melvin E Sine School | | | \$3,147,311 | \$412,774 | \$3,834 | \$449,454 | \$4,013,373 |
| Total Attending ADM: 826.360 | Per ADM Amounts: | | \$3,809 | \$500 | \$5 | \$544 | \$4,857 |
| Sunset Vista | | | \$2,980,665 | \$180,645 | \$0 | \$348,912 | \$3,510,222 |
| Total Attending ADM: 830.235 | Per ADM Amounts: | | \$3,590 | \$218 | \$0 | \$420 | \$4,228 |
| William C Jack School | | | \$3,232,558 | \$435,306 | \$0 | \$442,433 | \$4,110,297 |
| Total Attending ADM: 850.880 | Per ADM Amounts: | | \$3,799 | \$512 | \$0 | \$520 | \$4,831 |
| Glendale Elementary District Totals | | | \$50,930,016 | \$4,448,786 | \$1,061,115 | \$6,813,473 | \$63,253,390 |
| Total Attending ADM: 13,031.545 | Per ADM Amounts: | | \$3,908 | \$341 | \$81 | \$523 | \$4,854 |

Glendale Union High School District

| | | | | | | | |
|--------------------------------|------------------|--|-------------|-----------|-------------|-----------|--------------|
| Apollo High School | | | \$9,068,565 | \$411,417 | \$677,388 | \$807,949 | \$10,965,319 |
| Total Attending ADM: 1,790.098 | Per ADM Amounts: | | \$5,066 | \$230 | \$378 | \$451 | \$6,126 |
| Cortez High School | | | \$7,210,098 | \$177,010 | \$426,604 | \$912,680 | \$8,726,392 |
| Total Attending ADM: 1,304.428 | Per ADM Amounts: | | \$5,527 | \$136 | \$327 | \$700 | \$6,690 |
| Glendale High School | | | \$8,209,233 | \$330,742 | \$1,006,079 | \$898,048 | \$10,444,102 |
| Total Attending ADM: 1,567.555 | Per ADM Amounts: | | \$5,237 | \$211 | \$642 | \$573 | \$6,663 |
| Greenway High School | | | \$8,358,832 | \$331,672 | \$131,313 | \$633,034 | \$9,454,851 |
| Total Attending ADM: 1,652.698 | Per ADM Amounts: | | \$5,058 | \$201 | \$79 | \$383 | \$5,721 |

Expenditures by Fund for District Schools

| | | | | |
|--|-------------------------|----------------------------|---|-----------------------|
| Maintenance & Operation Expenditures | Capital Expenditures | Facilities Expenditures | State & Federal Project Expenditures | Total Expenditures |
|--|-------------------------|----------------------------|---|-----------------------|

Maricopa County

Glendale Union High School District

| | | | | | | | |
|--|------------------|--|--------------|-------------|-------------|-------------|--------------|
| Independence High School | | | \$8,290,451 | \$225,543 | \$302,200 | \$941,607 | \$9,759,801 |
| Total Attending ADM: 1,805.005 | Per ADM Amounts: | | \$4,593 | \$125 | \$167 | \$522 | \$5,407 |
| Metrocenter Academy | | | \$310,389 | \$9,118 | \$0 | \$9,456 | \$328,963 |
| Total Attending ADM: 61.785 | Per ADM Amounts: | | \$5,024 | \$148 | \$0 | \$153 | \$5,324 |
| Moon Valley High School | | | \$8,409,165 | \$225,760 | \$245,011 | \$813,166 | \$9,693,102 |
| Total Attending ADM: 1,657.483 | Per ADM Amounts: | | \$5,073 | \$136 | \$148 | \$491 | \$5,848 |
| Sunnyslope High School | | | \$8,036,194 | \$254,339 | \$299,067 | \$837,355 | \$9,426,955 |
| Total Attending ADM: 1,703.565 | Per ADM Amounts: | | \$4,717 | \$149 | \$176 | \$492 | \$5,534 |
| Thunderbird High School | | | \$8,479,289 | \$257,461 | \$231,046 | \$768,852 | \$9,736,648 |
| Total Attending ADM: 1,722.260 | Per ADM Amounts: | | \$4,923 | \$149 | \$134 | \$446 | \$5,653 |
| Washington High School | | | \$7,188,447 | \$327,382 | \$206,481 | \$842,541 | \$8,564,851 |
| Total Attending ADM: 1,535.795 | Per ADM Amounts: | | \$4,681 | \$213 | \$134 | \$549 | \$5,577 |
| Glendale Union High School District Totals | | | \$73,560,663 | \$2,550,444 | \$3,525,189 | \$7,464,688 | \$87,100,984 |
| Total Attending ADM: 14,800.670 | Per ADM Amounts: | | \$4,970 | \$172 | \$238 | \$504 | \$5,885 |

Higley Unified School District

| | | | | | | | |
|----------------------------------|------------------|--|--------------|-------------|--------------|-----------|--------------|
| * Higley Unified School District | | | \$40,869,802 | \$2,217,880 | \$28,359,161 | \$961,346 | \$72,408,189 |
| Total Attending ADM: 7,697.265 | Per ADM Amounts: | | \$5,310 | \$288 | \$3,684 | \$125 | \$9,407 |

Isaac Elementary District

| | | | | | | | |
|--------------------------------|------------------|--|--------------|-------------|-------------|--------------|--------------|
| * Isaac Elementary District | | | \$47,520,060 | \$4,667,920 | \$1,027,958 | \$12,006,333 | \$65,222,271 |
| Total Attending ADM: 7,812.695 | Per ADM Amounts: | | \$6,082 | \$597 | \$132 | \$1,537 | \$8,348 |

Kyrene Elementary District

| | | | | | | | |
|----------------------------------|------------------|--|-------------|-----------|----------|-----------|-------------|
| C I Waggoner School | | | \$3,145,606 | \$296,169 | \$8,308 | \$223,449 | \$3,673,532 |
| Total Attending ADM: 660.585 | Per ADM Amounts: | | \$4,762 | \$448 | \$13 | \$338 | \$5,561 |
| Casa Vida | | | \$168,684 | \$12,513 | \$13 | \$9,127 | \$190,337 |
| Total Attending ADM: 28.088 | Per ADM Amounts: | | \$6,006 | \$446 | \$0 | \$325 | \$6,777 |
| Kyrene Akimel A-AI Middle School | | | \$4,724,699 | \$571,128 | \$19,977 | \$409,416 | \$5,725,220 |
| Total Attending ADM: 1,140.120 | Per ADM Amounts: | | \$4,144 | \$501 | \$18 | \$359 | \$5,022 |

Expenditures by Fund for District Schools

| Maintenance & Operation Expenditures | Capital Expenditures | Facilities Expenditures | State & Federal Project Expenditures | Total Expenditures |
|--|-------------------------|----------------------------|---|-----------------------|
|--|-------------------------|----------------------------|---|-----------------------|

Maricopa County

Kyrene Elementary District

| | | | | | | | |
|---|------------------|--|-------------|-----------|-----------|-----------|-------------|
| Kyrene Altadena Middle School | | | \$4,501,160 | \$579,459 | \$4,579 | \$412,314 | \$5,497,512 |
| Total Attending ADM: 1,123.210 | Per ADM Amounts: | | \$4,007 | \$516 | \$4 | \$367 | \$4,894 |
| Kyrene Aprende Middle School | | | \$4,185,391 | \$524,238 | \$15,129 | \$371,531 | \$5,096,289 |
| Total Attending ADM: 1,020.180 | Per ADM Amounts: | | \$4,103 | \$514 | \$15 | \$364 | \$4,995 |
| Kyrene Centennial Middle School | | | \$4,770,803 | \$590,271 | \$6,227 | \$428,989 | \$5,796,290 |
| Total Attending ADM: 1,183.885 | Per ADM Amounts: | | \$4,030 | \$499 | \$5 | \$362 | \$4,896 |
| Kyrene de la Colina School | | | \$2,461,864 | \$209,894 | \$50,554 | \$177,137 | \$2,899,449 |
| Total Attending ADM: 523.985 | Per ADM Amounts: | | \$4,698 | \$401 | \$96 | \$338 | \$5,533 |
| Kyrene de la Esperanza School | | | \$2,634,707 | \$259,689 | \$236 | \$173,080 | \$3,067,712 |
| Total Attending ADM: 512.330 | Per ADM Amounts: | | \$5,143 | \$507 | \$0 | \$338 | \$5,988 |
| Kyrene de la Estrella Elementary School | | | \$2,850,635 | \$229,213 | \$255 | \$187,278 | \$3,267,381 |
| Total Attending ADM: 544.960 | Per ADM Amounts: | | \$5,231 | \$421 | \$0 | \$344 | \$5,996 |
| Kyrene de la Mariposa School | | | \$2,533,338 | \$227,924 | \$75,831 | \$171,525 | \$3,008,618 |
| Total Attending ADM: 501.800 | Per ADM Amounts: | | \$5,049 | \$454 | \$151 | \$342 | \$5,996 |
| Kyrene de la Mirada School | | | \$2,576,773 | \$244,160 | \$2,231 | \$179,205 | \$3,002,369 |
| Total Attending ADM: 527.945 | Per ADM Amounts: | | \$4,881 | \$462 | \$4 | \$339 | \$5,687 |
| Kyrene de la Paloma School | | | \$2,215,911 | \$245,532 | \$165,207 | \$182,831 | \$2,809,481 |
| Total Attending ADM: 538.115 | Per ADM Amounts: | | \$4,118 | \$456 | \$307 | \$340 | \$5,221 |
| Kyrene de la Sierra School | | | \$2,721,337 | \$249,378 | \$9,491 | \$204,750 | \$3,184,956 |
| Total Attending ADM: 605.210 | Per ADM Amounts: | | \$4,497 | \$412 | \$16 | \$338 | \$5,263 |
| Kyrene de las Brisas School | | | \$3,114,171 | \$246,098 | \$4,084 | \$197,540 | \$3,561,893 |
| Total Attending ADM: 571.545 | Per ADM Amounts: | | \$5,449 | \$431 | \$7 | \$346 | \$6,232 |
| Kyrene de las Lomas School | | | \$3,409,344 | \$293,988 | \$11,995 | \$495,994 | \$4,211,321 |
| Total Attending ADM: 654.570 | Per ADM Amounts: | | \$5,209 | \$449 | \$18 | \$758 | \$6,434 |
| Kyrene de las Manitas School | | | \$3,050,519 | \$251,373 | \$9,256 | \$217,365 | \$3,528,513 |
| Total Attending ADM: 639.650 | Per ADM Amounts: | | \$4,769 | \$393 | \$14 | \$340 | \$5,516 |
| Kyrene de los Cerritos School | | | \$3,430,027 | \$287,544 | \$545 | \$230,184 | \$3,948,300 |
| Total Attending ADM: 670.240 | Per ADM Amounts: | | \$5,118 | \$429 | \$1 | \$343 | \$5,891 |

Expenditures by Fund for District Schools

| | | | | |
|--|-------------------------|----------------------------|---|-----------------------|
| Maintenance & Operation Expenditures | Capital Expenditures | Facilities Expenditures | State & Federal Project Expenditures | Total Expenditures |
|--|-------------------------|----------------------------|---|-----------------------|

Maricopa County

Kyrene Elementary District

| | | | | | | | |
|-----------------------------------|------------------|--|--------------|-------------|-----------|-------------|--------------|
| Kyrene De Los Lagos School | | | \$2,811,637 | \$232,117 | \$85,636 | \$181,870 | \$3,311,260 |
| Total Attending ADM: 542.985 | Per ADM Amounts: | | \$5,178 | \$427 | \$158 | \$335 | \$6,098 |
| Kyrene de los Ninos School | | | \$2,091,200 | \$161,443 | \$3,106 | \$390,557 | \$2,646,306 |
| Total Attending ADM: 390.395 | Per ADM Amounts: | | \$5,357 | \$414 | \$8 | \$1,000 | \$6,779 |
| Kyrene del Cielo School | | | \$3,183,089 | \$279,663 | \$308 | \$226,154 | \$3,689,214 |
| Total Attending ADM: 658.910 | Per ADM Amounts: | | \$4,831 | \$424 | \$0 | \$343 | \$5,599 |
| Kyrene del Milenio | | | \$2,247,584 | \$211,584 | \$11,628 | \$323,881 | \$2,794,677 |
| Total Attending ADM: 488.095 | Per ADM Amounts: | | \$4,605 | \$433 | \$24 | \$664 | \$5,726 |
| Kyrene del Norte School | | | \$2,197,607 | \$216,226 | \$7,868 | \$361,649 | \$2,783,350 |
| Total Attending ADM: 485.580 | Per ADM Amounts: | | \$4,526 | \$445 | \$16 | \$745 | \$5,732 |
| Kyrene del Pueblo Middle School | | | \$3,948,901 | \$514,048 | \$14,156 | \$369,807 | \$4,846,912 |
| Total Attending ADM: 996.490 | Per ADM Amounts: | | \$3,963 | \$516 | \$14 | \$371 | \$4,864 |
| Kyrene del Sureno School | | | \$1,962,535 | \$167,063 | \$187,040 | \$286,157 | \$2,602,795 |
| Total Attending ADM: 412.270 | Per ADM Amounts: | | \$4,760 | \$405 | \$454 | \$694 | \$6,313 |
| Kyrene Middle School | | | \$4,537,739 | \$597,150 | \$49,501 | \$724,894 | \$5,909,284 |
| Total Attending ADM: 1,159.370 | Per ADM Amounts: | | \$3,914 | \$515 | \$43 | \$625 | \$5,097 |
| Kyrene Monte Vista School | | | \$2,337,992 | \$215,331 | \$3,343 | \$174,095 | \$2,730,761 |
| Total Attending ADM: 515.985 | Per ADM Amounts: | | \$4,531 | \$417 | \$6 | \$337 | \$5,292 |
| Kyrene Elementary District Totals | | | \$77,813,253 | \$7,913,196 | \$746,504 | \$7,310,779 | \$93,783,732 |
| Total Attending ADM: 17,096.498 | Per ADM Amounts: | | \$4,551 | \$463 | \$44 | \$428 | \$5,486 |

Laveen Elementary District

| | | | | | | | |
|-----------------------------------|------------------|--|-------------|-----------|-----------|-----------|-------------|
| Cheatham Elementary School | | | \$2,169,423 | \$139,861 | \$4,718 | \$178,130 | \$2,492,132 |
| Total Attending ADM: 890.500 | Per ADM Amounts: | | \$2,436 | \$157 | \$5 | \$200 | \$2,799 |
| Laveen Elementary School | | | \$2,428,791 | \$201,334 | \$110,478 | \$381,810 | \$3,122,413 |
| Total Attending ADM: 915.875 | Per ADM Amounts: | | \$2,652 | \$220 | \$121 | \$417 | \$3,409 |
| Maurice C. Cash Elementary School | | | \$2,595,059 | \$169,863 | \$82,068 | \$323,847 | \$3,170,836 |
| Total Attending ADM: 747.660 | Per ADM Amounts: | | \$3,471 | \$227 | \$110 | \$433 | \$4,241 |

Expenditures by Fund for District Schools

| | | | | |
|--|-------------------------|----------------------------|---|-----------------------|
| Maintenance & Operation Expenditures | Capital Expenditures | Facilities Expenditures | State & Federal Project Expenditures | Total Expenditures |
|--|-------------------------|----------------------------|---|-----------------------|

Maricopa County

Laveen Elementary District

| | | | | | | |
|-----------------------------------|------------------|--------------|-------------|-----------|-------------|--------------|
| Trailside Point Elementary | | \$1,310,186 | \$349,950 | \$0 | \$130,279 | \$1,790,415 |
| Total Attending ADM: 0.000 | Per ADM Amounts: | | | | | |
| Vista Del Sur Middle School | | \$2,225,125 | \$144,307 | \$63,688 | \$199,168 | \$2,632,288 |
| Total Attending ADM: 768.590 | Per ADM Amounts: | \$2,895 | \$188 | \$83 | \$259 | \$3,425 |
| Laveen Elementary District Totals | | \$10,728,585 | \$1,005,314 | \$260,952 | \$1,213,233 | \$13,208,084 |
| Total Attending ADM: 3,322.625 | Per ADM Amounts: | \$3,229 | \$303 | \$79 | \$365 | \$3,975 |

Liberty Elementary District

| | | | | | | |
|-------------------------------------|------------------|--------------|-----------|-----------|-----------|--------------|
| Estrella Mountain Elementary School | | \$2,489,606 | \$64,245 | \$0 | \$44,589 | \$2,598,440 |
| Total Attending ADM: 664.975 | Per ADM Amounts: | \$3,744 | \$97 | \$0 | \$67 | \$3,908 |
| Freedom Elementary School | | \$2,269,840 | \$27,358 | \$0 | \$32,860 | \$2,330,058 |
| Total Attending ADM: 687.485 | Per ADM Amounts: | \$3,302 | \$40 | \$0 | \$48 | \$3,389 |
| Liberty Elementary School | | \$2,746,226 | \$36,165 | \$139,044 | \$159,843 | \$3,081,278 |
| Total Attending ADM: 597.450 | Per ADM Amounts: | \$4,597 | \$61 | \$233 | \$268 | \$5,157 |
| Rainbow Valley Elementary School | | \$2,622,960 | \$26,806 | \$0 | \$152,489 | \$2,802,255 |
| Total Attending ADM: 678.390 | Per ADM Amounts: | \$3,866 | \$40 | \$0 | \$225 | \$4,131 |
| Westar Elementary School | | \$2,003,179 | \$24,088 | \$0 | \$17,659 | \$2,044,926 |
| Total Attending ADM: 467.050 | Per ADM Amounts: | \$4,289 | \$52 | \$0 | \$38 | \$4,378 |
| Liberty Elementary District Totals | | \$12,131,811 | \$178,662 | \$139,044 | \$407,440 | \$12,856,957 |
| Total Attending ADM: 3,095.350 | Per ADM Amounts: | \$3,919 | \$58 | \$45 | \$132 | \$4,154 |

Litchfield Elementary District

| | | | | | | |
|------------------------------------|------------------|-------------|-----------|-----|----------|-------------|
| Barbara B. Robey Elementary School | | \$2,815,637 | \$56,286 | \$0 | \$74,650 | \$2,946,573 |
| Total Attending ADM: 692.625 | Per ADM Amounts: | \$4,065 | \$81 | \$0 | \$108 | \$4,254 |
| Corte Sierra Elementary School | | \$2,590,646 | \$137,149 | \$0 | \$57,358 | \$2,785,153 |
| Total Attending ADM: 758.440 | Per ADM Amounts: | \$3,416 | \$181 | \$0 | \$76 | \$3,672 |
| Dreaming Summit Elementary | | \$2,898,056 | \$54,647 | \$0 | \$52,251 | \$3,004,954 |
| Total Attending ADM: 791.940 | Per ADM Amounts: | \$3,659 | \$69 | \$0 | \$66 | \$3,794 |

Expenditures by Fund for District Schools

| | | | | |
|--|-------------------------|----------------------------|---|-----------------------|
| Maintenance & Operation Expenditures | Capital Expenditures | Facilities Expenditures | State & Federal Project Expenditures | Total Expenditures |
|--|-------------------------|----------------------------|---|-----------------------|

Maricopa County

Litchfield Elementary District

| | | | | | | | |
|---------------------------------------|------------------|--|--------------|-------------|-----------|-------------|--------------|
| Litchfield Elementary School | | | \$2,872,376 | \$59,982 | \$275,699 | \$164,986 | \$3,373,043 |
| Total Attending ADM: 750.710 | Per ADM Amounts: | | \$3,826 | \$80 | \$367 | \$220 | \$4,493 |
| Palm Valley Elementary | | | \$3,324,687 | \$108,879 | \$0 | \$15,797 | \$3,449,363 |
| Total Attending ADM: 828.065 | Per ADM Amounts: | | \$4,015 | \$131 | \$0 | \$19 | \$4,166 |
| Rancho Santa Fe Elementary School | | | \$2,787,858 | \$44,979 | \$0 | \$155,820 | \$2,988,657 |
| Total Attending ADM: 652.560 | Per ADM Amounts: | | \$4,272 | \$69 | \$0 | \$239 | \$4,580 |
| Scott L Libby Elementary School | | | \$2,569,872 | \$149,360 | \$145,433 | \$58,912 | \$2,923,577 |
| Total Attending ADM: 669.300 | Per ADM Amounts: | | \$3,840 | \$223 | \$217 | \$88 | \$4,368 |
| Verrado Middle School | | | \$4,006,666 | \$278,136 | \$0 | \$80,826 | \$4,365,628 |
| Total Attending ADM: 1,053.540 | Per ADM Amounts: | | \$3,803 | \$264 | \$0 | \$77 | \$4,144 |
| Western Sky Middle School | | | \$3,287,096 | \$99,489 | \$21,723 | \$138,873 | \$3,547,181 |
| Total Attending ADM: 938.860 | Per ADM Amounts: | | \$3,501 | \$106 | \$23 | \$148 | \$3,778 |
| White Tanks Learning Center | | | \$306,084 | \$8,556 | \$0 | \$1,274 | \$315,914 |
| Total Attending ADM: 19.385 | Per ADM Amounts: | | \$15,790 | \$441 | \$0 | \$66 | \$16,297 |
| Wigwam Creek Middle School | | | \$3,804,456 | \$124,127 | \$0 | \$219,361 | \$4,147,944 |
| Total Attending ADM: 1,115.790 | Per ADM Amounts: | | \$3,410 | \$111 | \$0 | \$197 | \$3,717 |
| Litchfield Elementary District Totals | | | \$31,263,434 | \$1,121,590 | \$442,855 | \$1,020,108 | \$33,847,987 |
| Total Attending ADM: 8,271.215 | Per ADM Amounts: | | \$3,780 | \$136 | \$54 | \$123 | \$4,092 |

Littleton Elementary District

| | | | | | | | |
|---------------------------------|------------------|--|--------------|-------------|-------------|-------------|--------------|
| * Littleton Elementary District | | | \$21,219,280 | \$1,662,343 | \$5,211,439 | \$1,432,118 | \$29,525,180 |
| Total Attending ADM: 4,098.730 | Per ADM Amounts: | | \$5,177 | \$406 | \$1,271 | \$349 | \$7,203 |

Madison Elementary District

| | | | | | | | |
|------------------------------|------------------|--|-------------|-------------|----------|-----------|-------------|
| Madison #1 Elementary School | | | \$2,852,412 | \$1,231,213 | \$16,444 | \$243,607 | \$4,343,677 |
| Total Attending ADM: 816.940 | Per ADM Amounts: | | \$3,492 | \$1,507 | \$20 | \$298 | \$5,317 |
| Madison Camelview Elementary | | | \$2,317,036 | \$398,769 | \$9,800 | \$241,329 | \$2,966,934 |
| Total Attending ADM: 574.125 | Per ADM Amounts: | | \$4,036 | \$695 | \$17 | \$420 | \$5,168 |

Expenditures by Fund for District Schools

| | | | | |
|--|-------------------------|----------------------------|---|-----------------------|
| Maintenance & Operation Expenditures | Capital Expenditures | Facilities Expenditures | State & Federal Project Expenditures | Total Expenditures |
|--|-------------------------|----------------------------|---|-----------------------|

Maricopa County

Madison Elementary District

| | | | | | | | |
|------------------------------------|------------------|--|--------------|-------------|----------|-------------|--------------|
| Madison Heights School | | | \$1,753,078 | \$376,516 | \$10,600 | \$87,303 | \$2,227,498 |
| Total Attending ADM: 349.175 | Per ADM Amounts: | | \$5,021 | \$1,078 | \$30 | \$250 | \$6,379 |
| Madison Meadows School | | | \$2,640,799 | \$122,944 | \$11,592 | \$178,205 | \$2,953,539 |
| Total Attending ADM: 805.160 | Per ADM Amounts: | | \$3,280 | \$153 | \$14 | \$221 | \$3,668 |
| Madison Park School | | | \$2,744,789 | \$172,070 | \$11,603 | \$455,247 | \$3,383,709 |
| Total Attending ADM: 713.150 | Per ADM Amounts: | | \$3,849 | \$241 | \$16 | \$638 | \$4,745 |
| Madison Richard Simis School | | | \$2,650,451 | \$491,041 | \$12,767 | \$8,795 | \$3,163,054 |
| Total Attending ADM: 815.330 | Per ADM Amounts: | | \$3,251 | \$602 | \$16 | \$11 | \$3,879 |
| Madison Rose Lane School | | | \$2,766,737 | \$469,976 | \$16,873 | \$212,462 | \$3,466,048 |
| Total Attending ADM: 737.285 | Per ADM Amounts: | | \$3,753 | \$637 | \$23 | \$288 | \$4,701 |
| Madison Elementary District Totals | | | \$17,725,302 | \$3,262,528 | \$89,679 | \$1,426,949 | \$22,504,459 |
| Total Attending ADM: 4,811.165 | Per ADM Amounts: | | \$3,684 | \$678 | \$19 | \$297 | \$4,678 |

Maricopa County Regional District

| | | | | | | | |
|--|------------------|--|-------------|-----------|-----------|-----------|-------------|
| Arizona State Hospital (Program) | | | \$0 | \$297 | \$0 | \$0 | \$297 |
| Total Attending ADM: 0.000 | Per ADM Amounts: | | | | | | |
| Durango Detention | | | \$568,262 | \$16,831 | \$0 | \$197,480 | \$782,573 |
| Total Attending ADM: 180.740 | Per ADM Amounts: | | \$3,144 | \$93 | \$0 | \$1,093 | \$4,330 |
| Mesa Detention | | | \$682,158 | \$13,094 | \$0 | \$102,537 | \$797,789 |
| Total Attending ADM: 147.700 | Per ADM Amounts: | | \$4,619 | \$89 | \$0 | \$694 | \$5,401 |
| Phoenix Thomas J Pappas Regional Elementary School | | | \$1,389,873 | \$97,577 | \$111,002 | \$647,887 | \$2,246,339 |
| Total Attending ADM: 429.415 | Per ADM Amounts: | | \$3,237 | \$227 | \$258 | \$1,509 | \$5,231 |
| Phoenix Thomas J. Pappas Regional Middle School | | | \$876,780 | \$156,165 | \$0 | \$258,131 | \$1,291,076 |
| Total Attending ADM: 182.095 | Per ADM Amounts: | | \$4,815 | \$858 | \$0 | \$1,418 | \$7,090 |
| Spectrum Regional Academy | | | \$3,822 | \$5,182 | \$0 | \$340 | \$9,344 |
| Total Attending ADM: 35.215 | Per ADM Amounts: | | \$109 | \$147 | \$0 | \$10 | \$265 |
| St Lukes Hospital | | | \$88,226 | \$223 | \$0 | \$113 | \$88,562 |
| Total Attending ADM: 24.955 | Per ADM Amounts: | | \$3,535 | \$9 | \$0 | \$5 | \$3,549 |

Expenditures by Fund for District Schools

| | | | | |
|--|-------------------------|----------------------------|---|-----------------------|
| Maintenance & Operation Expenditures | Capital Expenditures | Facilities Expenditures | State & Federal Project Expenditures | Total Expenditures |
|--|-------------------------|----------------------------|---|-----------------------|

Maricopa County

Maricopa County Regional District

| | | | | | | | |
|---|------------------|--|-------------|-----------|-----------|-------------|-------------|
| Tempe Thomas J. Pappas Regional Elementary School | | | \$744,530 | \$10,752 | \$5,638 | \$225,343 | \$986,263 |
| Total Attending ADM: 195.340 | Per ADM Amounts: | | \$3,811 | \$55 | \$29 | \$1,154 | \$5,049 |
| Tumbleweed Regional Learning Center | | | \$57,231 | \$70 | \$0 | \$149 | \$57,450 |
| Total Attending ADM: 34.955 | Per ADM Amounts: | | \$1,637 | \$2 | \$0 | \$4 | \$1,644 |
| Maricopa County Regional District Totals | | | \$4,410,882 | \$300,191 | \$116,640 | \$1,431,980 | \$6,259,693 |
| Total Attending ADM: 1,230.415 | Per ADM Amounts: | | \$3,585 | \$244 | \$95 | \$1,164 | \$5,087 |

Mesa Unified District

| | | | | | | | |
|---------------------------------|------------------|--|---------------|--------------|-------------|--------------|---------------|
| * Mesa Unified District | | | \$423,029,194 | \$20,661,568 | \$6,437,787 | \$43,110,740 | \$493,239,289 |
| Total Attending ADM: 68,838.443 | Per ADM Amounts: | | \$6,145 | \$300 | \$94 | \$626 | \$7,165 |

Mobile Elementary District

| | | | | | | | |
|------------------------------|------------------|--|-----------|----------|----------|----------|-----------|
| * Mobile Elementary District | | | \$542,882 | \$31,507 | \$21,476 | \$21,356 | \$617,221 |
| Total Attending ADM: 18.945 | Per ADM Amounts: | | \$28,656 | \$1,663 | \$1,134 | \$1,127 | \$32,580 |

Morristown Elementary District

| | | | | | | | |
|----------------------------------|------------------|--|-------------|-----------|---------|-----------|-------------|
| * Morristown Elementary District | | | \$1,443,572 | \$118,579 | \$1,979 | \$121,011 | \$1,685,141 |
| Total Attending ADM: 127.370 | Per ADM Amounts: | | \$11,334 | \$931 | \$16 | \$950 | \$13,230 |

Murphy Elementary District

| | | | | | | | |
|--------------------------------------|------------------|--|-------------|-----------|-----------|-------------|--------------|
| Alfred F Garcia School | | | \$1,907,065 | \$91,256 | \$104,044 | \$219,743 | \$2,322,108 |
| Total Attending ADM: 672.930 | Per ADM Amounts: | | \$2,834 | \$136 | \$155 | \$327 | \$3,451 |
| Arthur M Hamilton School | | | \$2,347,210 | \$153,008 | \$54,675 | \$388,209 | \$2,943,102 |
| Total Attending ADM: 509.385 | Per ADM Amounts: | | \$4,608 | \$300 | \$107 | \$762 | \$5,778 |
| Jack L Kuban Elementary School | | | \$2,582,073 | \$174,076 | \$56,080 | \$319,490 | \$3,131,719 |
| Total Attending ADM: 458.435 | Per ADM Amounts: | | \$5,632 | \$380 | \$122 | \$697 | \$6,831 |
| William R Sullivan Elementary School | | | \$2,322,701 | \$103,485 | \$28,076 | \$348,488 | \$2,802,750 |
| Total Attending ADM: 791.845 | Per ADM Amounts: | | \$2,933 | \$131 | \$35 | \$440 | \$3,540 |
| Murphy Elementary District Totals | | | \$9,159,049 | \$521,825 | \$242,875 | \$1,275,930 | \$11,199,679 |
| Total Attending ADM: 2,432.595 | Per ADM Amounts: | | \$3,765 | \$215 | \$100 | \$525 | \$4,604 |

Expenditures by Fund for District Schools

| | | | | |
|--|-------------------------|----------------------------|---|-----------------------|
| Maintenance & Operation Expenditures | Capital Expenditures | Facilities Expenditures | State & Federal Project Expenditures | Total Expenditures |
|--|-------------------------|----------------------------|---|-----------------------|

Maricopa County

Nadaburg Elementary District

| | | | | | | |
|--------------------------------|------------------|-------------|-----------|-----------|-----------|-------------|
| * Nadaburg Elementary District | | \$6,081,178 | \$398,735 | \$431,587 | \$618,217 | \$7,529,717 |
| Total Attending ADM: 717.245 | Per ADM Amounts: | \$8,479 | \$556 | \$602 | \$862 | \$10,498 |

Osborn Elementary District

| | | | | | | |
|-----------------------------------|------------------|--------------|-------------|-----------|-------------|--------------|
| Clarendon School | | \$2,782,779 | \$160,308 | \$2,875 | \$573,756 | \$3,519,718 |
| Total Attending ADM: 495.310 | Per ADM Amounts: | \$5,618 | \$324 | \$6 | \$1,158 | \$7,106 |
| Encanto School | | \$3,313,119 | \$208,108 | \$9,268 | \$907,708 | \$4,438,203 |
| Total Attending ADM: 581.855 | Per ADM Amounts: | \$5,694 | \$358 | \$16 | \$1,560 | \$7,628 |
| Longview Elementary School | | \$3,094,520 | \$182,514 | \$39,411 | \$930,522 | \$4,246,968 |
| Total Attending ADM: 549.550 | Per ADM Amounts: | \$5,631 | \$332 | \$72 | \$1,693 | \$7,728 |
| Montecito Community School | | \$2,734,073 | \$202,567 | \$725 | \$836,544 | \$3,773,908 |
| Total Attending ADM: 507.925 | Per ADM Amounts: | \$5,383 | \$399 | \$1 | \$1,647 | \$7,430 |
| Osborn Middle School | | \$3,484,572 | \$213,409 | \$168,680 | \$789,386 | \$4,656,046 |
| Total Attending ADM: 659.250 | Per ADM Amounts: | \$5,286 | \$324 | \$256 | \$1,197 | \$7,063 |
| Solano School | | \$3,876,968 | \$269,518 | \$36,277 | \$1,011,511 | \$5,194,275 |
| Total Attending ADM: 764.250 | Per ADM Amounts: | \$5,073 | \$353 | \$47 | \$1,324 | \$6,797 |
| Osborn Elementary District Totals | | \$19,286,031 | \$1,236,424 | \$257,236 | \$5,049,427 | \$25,829,119 |
| Total Attending ADM: 3,558.140 | Per ADM Amounts: | \$5,420 | \$347 | \$72 | \$1,419 | \$7,259 |

Palo Verde Elementary District

| | | | | | | |
|----------------------------------|------------------|-------------|-----------|----------|-----------|-------------|
| * Palo Verde Elementary District | | \$2,406,186 | \$303,669 | \$67,944 | \$347,653 | \$3,125,452 |
| Total Attending ADM: 388.480 | Per ADM Amounts: | \$6,194 | \$782 | \$175 | \$895 | \$8,045 |

Paloma Elementary District

| | | | | | | |
|------------------------------|------------------|-----------|----------|---------|----------|-----------|
| * Paloma Elementary District | | \$722,229 | \$48,018 | \$9,684 | \$54,816 | \$834,747 |
| Total Attending ADM: 62.150 | Per ADM Amounts: | \$11,621 | \$773 | \$156 | \$882 | \$13,431 |

Paradise Valley Unified District

| | | | | | | |
|------------------------------|------------------|-------------|-----------|----------|-----------|-------------|
| Aire Libre Elementary School | | \$1,986,047 | \$120,383 | \$60,073 | \$165,891 | \$2,332,394 |
| Total Attending ADM: 440.815 | Per ADM Amounts: | \$4,505 | \$273 | \$136 | \$376 | \$5,291 |

Expenditures by Fund for District Schools

| | | | | |
|--|-------------------------|----------------------------|---|-----------------------|
| Maintenance & Operation Expenditures | Capital Expenditures | Facilities Expenditures | State & Federal Project Expenditures | Total Expenditures |
|--|-------------------------|----------------------------|---|-----------------------|

Maricopa County

Paradise Valley Unified District

| | | | | | | | |
|-----------------------------------|------------------|--|-------------|-----------|-----------|-----------|-------------|
| Arrowhead Elementary School | | | \$2,206,509 | \$136,185 | \$0 | \$301,463 | \$2,644,157 |
| Total Attending ADM: 504.215 | Per ADM Amounts: | | \$4,376 | \$270 | \$0 | \$598 | \$5,244 |
| Boulder Creek Elementary School | | | \$2,546,507 | \$131,453 | \$6,705 | \$41,447 | \$2,726,112 |
| Total Attending ADM: 581.235 | Per ADM Amounts: | | \$4,381 | \$226 | \$12 | \$71 | \$4,690 |
| Cactus View Elementary School | | | \$2,943,158 | \$140,414 | \$2,311 | \$313,586 | \$3,399,469 |
| Total Attending ADM: 733.345 | Per ADM Amounts: | | \$4,013 | \$191 | \$3 | \$428 | \$4,636 |
| Campo Bello Elementary School | | | \$2,172,107 | \$82,461 | \$605 | \$181,363 | \$2,436,536 |
| Total Attending ADM: 465.655 | Per ADM Amounts: | | \$4,665 | \$177 | \$1 | \$389 | \$5,232 |
| Copper Canyon Elementary School | | | \$2,404,462 | \$109,711 | \$584 | \$11,673 | \$2,526,430 |
| Total Attending ADM: 679.855 | Per ADM Amounts: | | \$3,537 | \$161 | \$1 | \$17 | \$3,716 |
| Desert Cove Elementary School | | | \$2,505,251 | \$200,047 | \$774 | \$74,350 | \$2,780,422 |
| Total Attending ADM: 530.380 | Per ADM Amounts: | | \$4,724 | \$377 | \$1 | \$140 | \$5,242 |
| Desert Shadows Elementary School | | | \$2,384,291 | \$88,183 | \$619,060 | \$125,952 | \$3,217,486 |
| Total Attending ADM: 476.140 | Per ADM Amounts: | | \$5,008 | \$185 | \$1,300 | \$265 | \$6,757 |
| Desert Shadows Middle School | | | \$3,137,495 | \$134,330 | \$15,116 | \$9,824 | \$3,296,765 |
| Total Attending ADM: 757.890 | Per ADM Amounts: | | \$4,140 | \$177 | \$20 | \$13 | \$4,350 |
| Desert Springs Elementary School | | | \$2,197,332 | \$89,380 | \$9,706 | \$71,372 | \$2,367,790 |
| Total Attending ADM: 416.340 | Per ADM Amounts: | | \$5,278 | \$215 | \$23 | \$171 | \$5,687 |
| Desert Trails Elementary School | | | \$2,061,459 | \$78,556 | \$1,777 | \$16,999 | \$2,158,791 |
| Total Attending ADM: 526.890 | Per ADM Amounts: | | \$3,913 | \$149 | \$3 | \$32 | \$4,097 |
| Eagle Ridge Elementary School | | | \$3,058,709 | \$113,177 | \$15,726 | \$138,422 | \$3,326,034 |
| Total Attending ADM: 687.460 | Per ADM Amounts: | | \$4,449 | \$165 | \$23 | \$201 | \$4,838 |
| Echo Mountain Intermediate School | | | \$1,558,448 | \$145,460 | \$9,465 | \$217,790 | \$1,931,163 |
| Total Attending ADM: 456.720 | Per ADM Amounts: | | \$3,412 | \$318 | \$21 | \$477 | \$4,228 |
| Echo Mountain Primary School | | | \$2,566,505 | \$151,773 | \$7,174 | \$371,935 | \$3,097,387 |
| Total Attending ADM: 502.045 | Per ADM Amounts: | | \$5,112 | \$302 | \$14 | \$741 | \$6,170 |
| Explorer Middle School | | | \$2,552,698 | \$117,996 | \$36,582 | \$35,708 | \$2,742,984 |
| Total Attending ADM: 604.980 | Per ADM Amounts: | | \$4,219 | \$195 | \$60 | \$59 | \$4,534 |

Expenditures by Fund for District Schools

Maintenance
& Operation
ExpendituresCapital
ExpendituresFacilities
ExpendituresState &
Federal
Project
ExpendituresTotal
Expenditures

Maricopa County

Paradise Valley Unified District

| | | | | | | | |
|--------------------------------|------------------|--|-------------|-----------|-----------|-----------|-------------|
| Foothills Elementary School | | | \$2,380,572 | \$85,784 | \$0 | \$75,202 | \$2,541,558 |
| Total Attending ADM: 443.730 | Per ADM Amounts: | | \$5,365 | \$193 | \$0 | \$169 | \$5,728 |
| Grayhawk Elementary School | | | \$2,242,871 | \$156,287 | \$0 | \$17,737 | \$2,416,895 |
| Total Attending ADM: 715.140 | Per ADM Amounts: | | \$3,136 | \$219 | \$0 | \$25 | \$3,380 |
| Greenway Middle School | | | \$2,410,743 | \$638,922 | \$31,664 | \$52,746 | \$3,134,075 |
| Total Attending ADM: 687.630 | Per ADM Amounts: | | \$3,506 | \$929 | \$46 | \$77 | \$4,558 |
| Hidden Hills Elementary School | | | \$2,595,941 | \$114,638 | \$0 | \$71,109 | \$2,781,688 |
| Total Attending ADM: 568.420 | Per ADM Amounts: | | \$4,567 | \$202 | \$0 | \$125 | \$4,894 |
| Horizon High School | | | \$7,650,170 | \$649,639 | \$83,283 | \$310,726 | \$8,693,818 |
| Total Attending ADM: 2,423.645 | Per ADM Amounts: | | \$3,156 | \$268 | \$34 | \$128 | \$3,587 |
| Indian Bend Elementary School | | | \$2,444,233 | \$135,145 | \$13,227 | \$296,780 | \$2,889,385 |
| Total Attending ADM: 572.175 | Per ADM Amounts: | | \$4,272 | \$236 | \$23 | \$519 | \$5,050 |
| Larkspur Elementary School | | | \$2,799,809 | \$99,937 | \$3,595 | \$269,561 | \$3,172,902 |
| Total Attending ADM: 542.025 | Per ADM Amounts: | | \$5,165 | \$184 | \$7 | \$497 | \$5,854 |
| Liberty Elementary School | | | \$1,977,003 | \$90,460 | \$8,160 | \$15,704 | \$2,091,327 |
| Total Attending ADM: 559.490 | Per ADM Amounts: | | \$3,534 | \$162 | \$15 | \$28 | \$3,738 |
| Mercury Mine Elementary School | | | \$2,290,097 | \$133,085 | \$6,100 | \$15,763 | \$2,445,045 |
| Total Attending ADM: 606.780 | Per ADM Amounts: | | \$3,774 | \$219 | \$10 | \$26 | \$4,030 |
| Mountain Trail Middle School | | | \$2,851,387 | \$100,331 | \$28,594 | \$78,517 | \$3,058,829 |
| Total Attending ADM: 913.880 | Per ADM Amounts: | | \$3,120 | \$110 | \$31 | \$86 | \$3,347 |
| North Canyon High School | | | \$8,242,224 | \$655,183 | \$104,876 | \$150,239 | \$9,152,522 |
| Total Attending ADM: 2,444.965 | Per ADM Amounts: | | \$3,371 | \$268 | \$43 | \$61 | \$3,743 |
| North Ranch Elementary School | | | \$2,107,360 | \$512,289 | \$1,963 | \$138,235 | \$2,759,847 |
| Total Attending ADM: 477.770 | Per ADM Amounts: | | \$4,411 | \$1,072 | \$4 | \$289 | \$5,777 |
| Palomino Intermediate School | | | \$1,643,689 | \$58,499 | \$0 | \$401,874 | \$2,104,062 |
| Total Attending ADM: 453.820 | Per ADM Amounts: | | \$3,622 | \$129 | \$0 | \$886 | \$4,636 |
| Palomino Primary School | | | \$2,705,107 | \$125,366 | \$345,085 | \$653,703 | \$3,829,261 |
| Total Attending ADM: 671.920 | Per ADM Amounts: | | \$4,026 | \$187 | \$514 | \$973 | \$5,699 |

Expenditures by Fund for District Schools

| | | | | |
|--|-------------------------|----------------------------|---|-----------------------|
| Maintenance & Operation Expenditures | Capital Expenditures | Facilities Expenditures | State & Federal Project Expenditures | Total Expenditures |
|--|-------------------------|----------------------------|---|-----------------------|

Maricopa County

Paradise Valley Unified District

| | | | | | | | |
|---------------------------------|------------------|--|-------------|-----------|-----------|-----------|-------------|
| Paradise Valley High School | | | \$6,564,002 | \$526,081 | \$141,640 | \$211,099 | \$7,442,822 |
| Total Attending ADM: 1,697.960 | Per ADM Amounts: | | \$3,866 | \$310 | \$83 | \$124 | \$4,383 |
| Pinnacle High School | | | \$5,915,769 | \$502,815 | \$70,767 | \$197,761 | \$6,687,112 |
| Total Attending ADM: 1,998.623 | Per ADM Amounts: | | \$2,960 | \$252 | \$35 | \$99 | \$3,346 |
| Pinnacle Peak Elementary | | | \$2,724,798 | \$113,688 | \$2,971 | \$59,585 | \$2,901,042 |
| Total Attending ADM: 782.600 | Per ADM Amounts: | | \$3,482 | \$145 | \$4 | \$76 | \$3,707 |
| Polaris High School | | | \$917,088 | \$547,752 | \$2,657 | \$132,031 | \$1,599,528 |
| Total Attending ADM: 200.243 | Per ADM Amounts: | | \$4,580 | \$2,735 | \$13 | \$659 | \$7,988 |
| Prospect School | | | \$3,210,221 | \$173,220 | \$26,912 | \$24,788 | \$3,435,141 |
| Total Attending ADM: 55.030 | Per ADM Amounts: | | \$58,336 | \$3,148 | \$489 | \$450 | \$62,423 |
| Quail Run Elementary School | | | \$2,502,346 | \$126,194 | \$5,843 | \$51,533 | \$2,685,916 |
| Total Attending ADM: 484.345 | Per ADM Amounts: | | \$5,166 | \$261 | \$12 | \$106 | \$5,545 |
| Roadrunner School | | | \$1,320,624 | \$53,100 | \$2,258 | \$316,666 | \$1,692,649 |
| Total Attending ADM: 163.675 | Per ADM Amounts: | | \$8,069 | \$324 | \$14 | \$1,935 | \$10,342 |
| Sandpiper Elementary School | | | \$2,326,541 | \$83,739 | \$3,917 | \$22,377 | \$2,436,574 |
| Total Attending ADM: 411.335 | Per ADM Amounts: | | \$5,656 | \$204 | \$10 | \$54 | \$5,924 |
| Shadow Mountain High School | | | \$6,599,671 | \$710,204 | \$258,834 | \$128,725 | \$7,697,434 |
| Total Attending ADM: 1,827.793 | Per ADM Amounts: | | \$3,611 | \$389 | \$142 | \$70 | \$4,211 |
| Shea Middle School | | | \$600,284 | \$24,137 | \$1,027 | \$143,939 | \$769,386 |
| Total Attending ADM: 860.070 | Per ADM Amounts: | | \$698 | \$28 | \$1 | \$167 | \$895 |
| Sonoran Sky Elementary School | | | \$2,337,046 | \$84,932 | \$150 | \$7,613 | \$2,429,741 |
| Total Attending ADM: 605.408 | Per ADM Amounts: | | \$3,860 | \$140 | \$0 | \$13 | \$4,013 |
| Sunrise Middle School | | | \$590,005 | \$14,131 | \$0 | \$63,173 | \$667,309 |
| Total Attending ADM: 592.460 | Per ADM Amounts: | | \$996 | \$24 | \$0 | \$107 | \$1,126 |
| Sunset Canyon School | | | \$2,486,590 | \$89,818 | \$2,996 | \$25,085 | \$2,604,489 |
| Total Attending ADM: 533.480 | Per ADM Amounts: | | \$4,661 | \$168 | \$6 | \$47 | \$4,882 |
| Village Vista Elementary School | | | \$2,167,698 | \$96,696 | \$0 | \$21,420 | \$2,285,814 |
| Total Attending ADM: 396.370 | Per ADM Amounts: | | \$5,469 | \$244 | \$0 | \$54 | \$5,767 |

Expenditures by Fund for District Schools

| | | | | |
|--|-------------------------|----------------------------|---|-----------------------|
| Maintenance & Operation Expenditures | Capital Expenditures | Facilities Expenditures | State & Federal Project Expenditures | Total Expenditures |
|--|-------------------------|----------------------------|---|-----------------------|

Maricopa County

Paradise Valley Unified District

| | | | | | | | |
|---|------------------|--|---------------|-------------|-------------|-------------|---------------|
| Vista Verde Middle School | | | \$3,146,343 | \$133,562 | \$37,237 | \$252,130 | \$3,569,272 |
| Total Attending ADM: 800.983 | Per ADM Amounts: | | \$3,928 | \$167 | \$46 | \$315 | \$4,456 |
| Whispering Wind School | | | \$2,608,315 | \$87,300 | \$0 | \$167,863 | \$2,863,478 |
| Total Attending ADM: 513.155 | Per ADM Amounts: | | \$5,083 | \$170 | \$0 | \$327 | \$5,580 |
| Wildfire Elementary School | | | \$1,955,875 | \$883,384 | \$56,599 | \$73,947 | \$2,969,805 |
| Total Attending ADM: 417.140 | Per ADM Amounts: | | \$4,689 | \$2,118 | \$136 | \$177 | \$7,119 |
| Paradise Valley Unified District Totals | | | \$128,595,399 | \$9,645,827 | \$2,026,013 | \$6,525,407 | \$146,792,645 |
| Total Attending ADM: 32,786.023 | Per ADM Amounts: | | \$3,922 | \$294 | \$62 | \$199 | \$4,477 |

Pendergast Elementary District

| | | | | | | | |
|----------------------------------|------------------|--|-------------|-----------|-----------|-----------|-------------|
| Calderwood Alternative School | | | \$63,991 | \$118,825 | \$0 | \$59,692 | \$242,508 |
| Total Attending ADM: 45.930 | Per ADM Amounts: | | \$1,393 | \$2,587 | \$0 | \$1,300 | \$5,280 |
| Canyon Breeze Elementary | | | \$2,301,167 | \$39,232 | \$75,093 | \$94,567 | \$2,510,059 |
| Total Attending ADM: 827.295 | Per ADM Amounts: | | \$2,782 | \$47 | \$91 | \$114 | \$3,034 |
| Copper King Elementary | | | \$3,052,839 | \$44,160 | \$14,490 | \$192,469 | \$3,303,958 |
| Total Attending ADM: 918.460 | Per ADM Amounts: | | \$3,324 | \$48 | \$16 | \$210 | \$3,597 |
| Desert Horizon Elementary School | | | \$3,050,250 | \$79,661 | \$16,613 | \$183,364 | \$3,329,888 |
| Total Attending ADM: 857.460 | Per ADM Amounts: | | \$3,557 | \$93 | \$19 | \$214 | \$3,883 |
| Desert Mirage Elementary School | | | \$2,817,818 | \$35,648 | \$5,145 | \$127,000 | \$2,985,611 |
| Total Attending ADM: 796.760 | Per ADM Amounts: | | \$3,537 | \$45 | \$6 | \$159 | \$3,747 |
| Garden Lakes Elementary School | | | \$3,753,820 | \$125,213 | \$54,687 | \$132,798 | \$4,066,518 |
| Total Attending ADM: 1,136.700 | Per ADM Amounts: | | \$3,302 | \$110 | \$48 | \$117 | \$3,577 |
| Pendergast Elementary School | | | \$2,041,998 | \$38,126 | \$151,915 | \$252,708 | \$2,484,747 |
| Total Attending ADM: 606.560 | Per ADM Amounts: | | \$3,367 | \$63 | \$250 | \$417 | \$4,096 |
| Rio Vista Elementary | | | \$2,509,882 | \$42,284 | \$7,671 | \$121,829 | \$2,681,666 |
| Total Attending ADM: 823.150 | Per ADM Amounts: | | \$3,049 | \$51 | \$9 | \$148 | \$3,258 |
| Sonoran Sky Elementary School | | | \$2,113,851 | \$39,653 | \$0 | \$176,459 | \$2,329,963 |
| Total Attending ADM: 588.610 | Per ADM Amounts: | | \$3,591 | \$67 | \$0 | \$300 | \$3,958 |

Expenditures by Fund for District Schools

| | | | | |
|--|-------------------------|----------------------------|---|-----------------------|
| Maintenance & Operation Expenditures | Capital Expenditures | Facilities Expenditures | State & Federal Project Expenditures | Total Expenditures |
|--|-------------------------|----------------------------|---|-----------------------|

Maricopa County

Pendergast Elementary District

| | | | | | | | |
|---------------------------------------|------------------|--|--------------|-------------|-----------|-------------|--------------|
| Sunset Ridge | | | \$1,778,286 | \$30,295 | \$0 | \$22,273 | \$1,830,854 |
| Total Attending ADM: 517.155 | Per ADM Amounts: | | \$3,439 | \$59 | \$0 | \$43 | \$3,540 |
| Villa De Paz Elementary School | | | \$2,738,737 | \$62,607 | \$81,246 | \$206,126 | \$3,088,716 |
| Total Attending ADM: 745.240 | Per ADM Amounts: | | \$3,675 | \$84 | \$109 | \$277 | \$4,145 |
| Westwind Intermediate School | | | \$2,069,663 | \$42,635 | \$82,793 | \$215,192 | \$2,410,283 |
| Total Attending ADM: 705.250 | Per ADM Amounts: | | \$2,935 | \$60 | \$117 | \$305 | \$3,418 |
| Westwind Primary | | | \$2,953,984 | \$607,635 | \$0 | \$394,962 | \$3,956,581 |
| Total Attending ADM: 883.100 | Per ADM Amounts: | | \$3,345 | \$688 | \$0 | \$447 | \$4,480 |
| Pendergast Elementary District Totals | | | \$31,246,286 | \$1,305,974 | \$489,653 | \$2,179,439 | \$35,221,352 |
| Total Attending ADM: 9,451.670 | Per ADM Amounts: | | \$3,306 | \$138 | \$52 | \$231 | \$3,726 |

Peoria Unified School District

| | | | | | | | |
|--------------------------------|------------------|--|--------------|-----------|-------------|-----------|--------------|
| Alta Loma School | | | \$4,557,401 | \$159,738 | \$14,560 | \$698,837 | \$5,430,536 |
| Total Attending ADM: 948.960 | Per ADM Amounts: | | \$4,803 | \$168 | \$15 | \$736 | \$5,723 |
| Apache Elementary School | | | \$4,659,251 | \$194,099 | \$26,243 | \$16,087 | \$4,895,680 |
| Total Attending ADM: 870.660 | Per ADM Amounts: | | \$5,351 | \$223 | \$30 | \$18 | \$5,623 |
| Cactus High School | | | \$9,918,239 | \$492,709 | \$1,813,434 | \$502,463 | \$12,726,845 |
| Total Attending ADM: 1,788.068 | Per ADM Amounts: | | \$5,547 | \$276 | \$1,014 | \$281 | \$7,118 |
| Canyon Elementary School | | | \$4,491,795 | \$57,123 | \$8,447 | \$36,647 | \$4,594,012 |
| Total Attending ADM: 520.060 | Per ADM Amounts: | | \$8,637 | \$110 | \$16 | \$70 | \$8,834 |
| Centennial High School | | | \$11,045,153 | \$281,561 | \$294,471 | \$336,482 | \$11,957,667 |
| Total Attending ADM: 2,212.718 | Per ADM Amounts: | | \$4,992 | \$127 | \$133 | \$152 | \$5,404 |
| Cheyenne Elementary School | | | \$4,358,141 | \$143,114 | \$6,841 | \$514,800 | \$5,022,896 |
| Total Attending ADM: 824.040 | Per ADM Amounts: | | \$5,289 | \$174 | \$8 | \$625 | \$6,095 |
| Copperwood School | | | \$3,968,307 | \$44,328 | \$0 | \$107,246 | \$4,119,881 |
| Total Attending ADM: 794.970 | Per ADM Amounts: | | \$4,992 | \$56 | \$0 | \$135 | \$5,182 |
| Cotton Boll School | | | \$4,598,249 | \$82,480 | \$25,421 | \$774,057 | \$5,480,207 |
| Total Attending ADM: 992.025 | Per ADM Amounts: | | \$4,635 | \$83 | \$26 | \$780 | \$5,524 |

Expenditures by Fund for District Schools

Maintenance
& Operation
ExpendituresCapital
ExpendituresFacilities
ExpendituresState &
Federal
Project
ExpendituresTotal
Expenditures

Maricopa County

Peoria Unified School District

| | | | | | | | |
|-----------------------------------|------------------|--|--------------|-----------|----------|-----------|--------------|
| Country Meadows Elementary School | | | \$5,501,731 | \$82,549 | \$0 | \$705,622 | \$6,289,902 |
| Total Attending ADM: 1,370.000 | Per ADM Amounts: | | \$4,016 | \$60 | \$0 | \$515 | \$4,591 |
| Coyote Hills Elementary School | | | \$5,573,788 | \$153,192 | \$0 | \$155,238 | \$5,882,218 |
| Total Attending ADM: 1,382.818 | Per ADM Amounts: | | \$4,031 | \$111 | \$0 | \$112 | \$4,254 |
| Desert Harbor Elementary School | | | \$4,543,835 | \$167,671 | \$9,868 | \$293,106 | \$5,014,480 |
| Total Attending ADM: 837.620 | Per ADM Amounts: | | \$5,425 | \$200 | \$12 | \$350 | \$5,987 |
| Desert Palms Elementary School | | | \$3,655,687 | \$93,754 | \$13,809 | \$578,305 | \$4,341,555 |
| Total Attending ADM: 620.113 | Per ADM Amounts: | | \$5,895 | \$151 | \$22 | \$933 | \$7,001 |
| Desert Valley Elementary School | | | \$4,867,638 | \$150,220 | \$14,696 | \$96,314 | \$5,128,868 |
| Total Attending ADM: 657.875 | Per ADM Amounts: | | \$7,399 | \$228 | \$22 | \$146 | \$7,796 |
| Foothills Elementary School | | | \$3,903,877 | \$102,582 | \$5,848 | \$138,943 | \$4,151,250 |
| Total Attending ADM: 748.345 | Per ADM Amounts: | | \$5,217 | \$137 | \$8 | \$186 | \$5,547 |
| Frontier Elementary School | | | \$5,425,465 | \$305,008 | \$0 | \$163,269 | \$5,893,742 |
| Total Attending ADM: 1,203.065 | Per ADM Amounts: | | \$4,510 | \$254 | \$0 | \$136 | \$4,899 |
| Heritage School | | | \$3,897,166 | \$175,375 | \$0 | \$87,774 | \$4,160,315 |
| Total Attending ADM: 782.363 | Per ADM Amounts: | | \$4,981 | \$224 | \$0 | \$112 | \$5,318 |
| Ira A Murphy | | | \$3,570,658 | \$59,116 | \$0 | \$625,212 | \$4,254,986 |
| Total Attending ADM: 635.805 | Per ADM Amounts: | | \$5,616 | \$93 | \$0 | \$983 | \$6,692 |
| Ironwood High School | | | \$11,521,557 | \$663,233 | \$0 | \$658,969 | \$12,843,759 |
| Total Attending ADM: 2,115.638 | Per ADM Amounts: | | \$5,446 | \$313 | \$0 | \$311 | \$6,071 |
| Kachina Elementary School | | | \$3,871,933 | \$174,506 | \$0 | \$533,816 | \$4,580,255 |
| Total Attending ADM: 523.205 | Per ADM Amounts: | | \$7,400 | \$334 | \$0 | \$1,020 | \$8,754 |
| Liberty High School | | | \$3,326,861 | \$422,487 | \$0 | \$43,696 | \$3,793,044 |
| Total Attending ADM: 301.700 | Per ADM Amounts: | | \$11,027 | \$1,400 | \$0 | \$145 | \$12,572 |
| Marshall Ranch Elementary School | | | \$3,808,911 | \$113,993 | \$0 | \$8,780 | \$3,931,684 |
| Total Attending ADM: 688.145 | Per ADM Amounts: | | \$5,535 | \$166 | \$0 | \$13 | \$5,713 |
| Oakwood Elementary School | | | \$4,148,810 | \$147,535 | \$0 | \$95,942 | \$4,392,287 |
| Total Attending ADM: 724.820 | Per ADM Amounts: | | \$5,724 | \$204 | \$0 | \$132 | \$6,060 |

Expenditures by Fund for District Schools

| | | | | |
|--|-------------------------|----------------------------|---|-----------------------|
| Maintenance & Operation Expenditures | Capital Expenditures | Facilities Expenditures | State & Federal Project Expenditures | Total Expenditures |
|--|-------------------------|----------------------------|---|-----------------------|

Maricopa County

Peoria Unified School District

| | | | | | | | |
|---------------------------------|------------------|--|--------------|-----------|----------|-----------|--------------|
| Oasis Elementary School | | | \$4,027,701 | \$70,211 | \$20,294 | \$293,458 | \$4,411,664 |
| Total Attending ADM: 670.290 | Per ADM Amounts: | | \$6,009 | \$105 | \$30 | \$438 | \$6,582 |
| Parkridge Elementary | | | \$3,861,453 | \$70,473 | \$0 | \$136,300 | \$4,068,226 |
| Total Attending ADM: 929.300 | Per ADM Amounts: | | \$4,155 | \$76 | \$0 | \$147 | \$4,378 |
| Paseo Verde Elementary School | | | \$4,326,778 | \$168,348 | \$37,518 | \$107,922 | \$4,640,566 |
| Total Attending ADM: 781.110 | Per ADM Amounts: | | \$5,539 | \$216 | \$48 | \$138 | \$5,941 |
| Peoria eCampus | | | \$329 | \$16,663 | \$0 | \$0 | \$16,992 |
| Total Attending ADM: 23.580 | Per ADM Amounts: | | \$14 | \$707 | \$0 | \$0 | \$721 |
| Peoria Elementary School | | | \$4,362,363 | \$56,308 | \$18,828 | \$555,191 | \$4,992,690 |
| Total Attending ADM: 745.770 | Per ADM Amounts: | | \$5,849 | \$76 | \$25 | \$744 | \$6,695 |
| Peoria High School | | | \$10,783,552 | \$321,298 | \$0 | \$599,227 | \$11,704,077 |
| Total Attending ADM: 1,926.780 | Per ADM Amounts: | | \$5,597 | \$167 | \$0 | \$311 | \$6,074 |
| Peoria Transition Center | | | \$1,884,710 | \$253,406 | \$0 | \$130,445 | \$2,268,561 |
| Total Attending ADM: 258.373 | Per ADM Amounts: | | \$7,295 | \$981 | \$0 | \$505 | \$8,780 |
| Pioneer Elementary School | | | \$4,544,472 | \$56,036 | \$86,284 | \$78,708 | \$4,765,500 |
| Total Attending ADM: 677.075 | Per ADM Amounts: | | \$6,712 | \$83 | \$127 | \$116 | \$7,038 |
| Raymond S. Kellis | | | \$7,836,313 | \$329,157 | \$0 | \$403,510 | \$8,568,980 |
| Total Attending ADM: 1,393.763 | Per ADM Amounts: | | \$5,622 | \$236 | \$0 | \$290 | \$6,148 |
| Sahuaro Ranch Elementary School | | | \$4,304,946 | \$158,013 | \$0 | \$537,451 | \$5,000,410 |
| Total Attending ADM: 660.210 | Per ADM Amounts: | | \$6,521 | \$239 | \$0 | \$814 | \$7,574 |
| Santa Fe Elementary School | | | \$3,728,237 | \$57,451 | \$5,555 | \$604,788 | \$4,396,031 |
| Total Attending ADM: 761.105 | Per ADM Amounts: | | \$4,898 | \$75 | \$7 | \$795 | \$5,776 |
| Sky View Elementary School | | | \$4,857,037 | \$134,519 | \$833 | \$197,237 | \$5,189,626 |
| Total Attending ADM: 593.380 | Per ADM Amounts: | | \$8,185 | \$227 | \$1 | \$332 | \$8,746 |
| Sun Valley Elementary School | | | \$4,964,980 | \$99,723 | \$0 | \$626,322 | \$5,691,025 |
| Total Attending ADM: 1,029.083 | Per ADM Amounts: | | \$4,825 | \$97 | \$0 | \$609 | \$5,530 |
| Sundance Elementary School | | | \$4,795,376 | \$56,750 | \$7,789 | \$406,431 | \$5,266,346 |
| Total Attending ADM: 743.418 | Per ADM Amounts: | | \$6,450 | \$76 | \$10 | \$547 | \$7,084 |

Expenditures by Fund for District Schools

| | | | | |
|--|-------------------------|----------------------------|---|-----------------------|
| Maintenance & Operation Expenditures | Capital Expenditures | Facilities Expenditures | State & Federal Project Expenditures | Total Expenditures |
|--|-------------------------|----------------------------|---|-----------------------|

Maricopa County

Peoria Unified School District

| | | | | | | | |
|---------------------------------------|------------------|--|---------------|-------------|-------------|--------------|---------------|
| Sunrise Mountain High School | | | \$10,220,276 | \$266,835 | \$63,417 | \$647,757 | \$11,198,285 |
| Total Attending ADM: 2,198.265 | Per ADM Amounts: | | \$4,649 | \$121 | \$29 | \$295 | \$5,094 |
| Vistancia Elementary School | | | \$2,862,655 | \$405,057 | \$0 | \$31,161 | \$3,298,873 |
| Total Attending ADM: 557.500 | Per ADM Amounts: | | \$5,135 | \$727 | \$0 | \$56 | \$5,917 |
| Zuni Hills Elementary School | | | \$4,726,314 | \$85,105 | \$0 | \$228,766 | \$5,040,185 |
| Total Attending ADM: 1,008.230 | Per ADM Amounts: | | \$4,688 | \$84 | \$0 | \$227 | \$4,999 |
| Peoria Unified School District Totals | | | \$197,301,945 | \$6,871,726 | \$2,474,156 | \$12,756,279 | \$219,404,106 |
| Total Attending ADM: 36,500.240 | Per ADM Amounts: | | \$5,405 | \$188 | \$68 | \$349 | \$6,011 |

Phoenix Elementary District

| | | | | | | | |
|--------------------------------|------------------|--|--------------|-------------|-----------|--------------|--------------|
| * Phoenix Elementary District | | | \$52,655,157 | \$6,635,274 | \$665,280 | \$15,503,380 | \$75,459,091 |
| Total Attending ADM: 7,484.428 | Per ADM Amounts: | | \$7,035 | \$887 | \$89 | \$2,071 | \$10,082 |

Phoenix Union High School District

| | | | | | | | |
|--------------------------------------|------------------|--|---------------|--------------|-----------|--------------|---------------|
| * Phoenix Union High School District | | | \$202,902,672 | \$12,913,056 | \$964,920 | \$25,852,788 | \$242,633,436 |
| Total Attending ADM: 24,031.775 | Per ADM Amounts: | | \$8,443 | \$537 | \$40 | \$1,076 | \$10,096 |

Queen Creek Unified District

| | | | | | | | |
|--------------------------------|------------------|--|--------------|-------------|-----------|-------------|--------------|
| * Queen Creek Unified District | | | \$25,453,685 | \$1,065,246 | \$473,220 | \$1,920,846 | \$28,912,997 |
| Total Attending ADM: 4,151.728 | Per ADM Amounts: | | \$6,131 | \$257 | \$114 | \$463 | \$6,964 |

Riverside Elementary District

| | | | | | | | |
|---------------------------------|------------------|--|-------------|-----------|-------------|-----------|-------------|
| * Riverside Elementary District | | | \$4,552,736 | \$621,012 | \$1,803,903 | \$503,344 | \$7,480,995 |
| Total Attending ADM: 783.188 | Per ADM Amounts: | | \$5,813 | \$793 | \$2,303 | \$643 | \$9,552 |

Roosevelt Elementary District

| | | | | | | | |
|---------------------------------|------------------|--|-------------|-----------|----------|-----------|-------------|
| Amy L. Houston Academy | | | \$1,880,363 | \$37,250 | \$0 | \$744,620 | \$2,662,233 |
| Total Attending ADM: 152.505 | Per ADM Amounts: | | \$12,330 | \$244 | \$0 | \$4,883 | \$17,457 |
| Bernard Black Elementary School | | | \$2,205,740 | \$518,082 | \$0 | \$195,239 | \$2,919,061 |
| Total Attending ADM: 810.650 | Per ADM Amounts: | | \$2,721 | \$639 | \$0 | \$241 | \$3,601 |
| Brooks Academy | | | \$2,282,709 | \$73,603 | \$32,498 | \$291,014 | \$2,679,824 |
| Total Attending ADM: 558.455 | Per ADM Amounts: | | \$4,088 | \$132 | \$58 | \$521 | \$4,799 |

Expenditures by Fund for District Schools

| | | | | |
|--|-------------------------|----------------------------|---|-----------------------|
| Maintenance & Operation Expenditures | Capital Expenditures | Facilities Expenditures | State & Federal Project Expenditures | Total Expenditures |
|--|-------------------------|----------------------------|---|-----------------------|

Maricopa County

Roosevelt Elementary District

| | | | | | | | |
|---|------------------|--|-------------|----------|-----------|-----------|-------------|
| C J Jorgensen School | | | \$2,304,538 | \$95,718 | \$0 | \$278,168 | \$2,678,424 |
| Total Attending ADM: 654.305 | Per ADM Amounts: | | \$3,522 | \$146 | \$0 | \$425 | \$4,094 |
| C O Greenfield School | | | \$2,664,803 | \$77,757 | \$0 | \$349,404 | \$3,091,964 |
| Total Attending ADM: 703.735 | Per ADM Amounts: | | \$3,787 | \$110 | \$0 | \$496 | \$4,394 |
| Cesar E Chavez Community School | | | \$2,180,120 | \$80,965 | \$33,013 | \$412,008 | \$2,706,106 |
| Total Attending ADM: 570.485 | Per ADM Amounts: | | \$3,822 | \$142 | \$58 | \$722 | \$4,744 |
| Cloves C Campbell Sr Elementary School | | | \$2,048,327 | \$71,947 | \$0 | \$300,085 | \$2,420,359 |
| Total Attending ADM: 571.435 | Per ADM Amounts: | | \$3,585 | \$126 | \$0 | \$525 | \$4,236 |
| Ed & Verma Pastor Elementary School | | | \$2,288,540 | \$97,241 | \$8,122 | \$557,522 | \$2,951,425 |
| Total Attending ADM: 683.795 | Per ADM Amounts: | | \$3,347 | \$142 | \$12 | \$815 | \$4,316 |
| Ignacio Conchos School | | | \$1,917,414 | \$55,139 | \$345,345 | \$363,549 | \$2,681,447 |
| Total Attending ADM: 478.695 | Per ADM Amounts: | | \$4,006 | \$115 | \$721 | \$759 | \$5,602 |
| John F Kennedy Elementary School | | | \$2,540,708 | \$56,379 | \$23,489 | \$500,232 | \$3,120,808 |
| Total Attending ADM: 626.355 | Per ADM Amounts: | | \$4,056 | \$90 | \$38 | \$799 | \$4,982 |
| John R Davis School | | | \$2,418,407 | \$65,693 | \$316,628 | \$261,722 | \$3,062,450 |
| Total Attending ADM: 702.830 | Per ADM Amounts: | | \$3,441 | \$93 | \$451 | \$372 | \$4,357 |
| Martin Luther King Jr Elementary School | | | \$1,938,906 | \$38,071 | \$83,621 | \$173,249 | \$2,233,847 |
| Total Attending ADM: 348.920 | Per ADM Amounts: | | \$5,557 | \$109 | \$240 | \$497 | \$6,402 |
| Maxine O Bush Elementary School | | | \$2,114,949 | \$69,588 | \$228,923 | \$434,044 | \$2,847,504 |
| Total Attending ADM: 568.505 | Per ADM Amounts: | | \$3,720 | \$122 | \$403 | \$763 | \$5,009 |
| Percy L Julian School | | | \$1,902,203 | \$15,419 | \$2,500 | \$310,922 | \$2,231,044 |
| Total Attending ADM: 427.730 | Per ADM Amounts: | | \$4,447 | \$36 | \$6 | \$727 | \$5,216 |
| Rose Linda School | | | \$2,481,646 | \$65,745 | \$34,752 | \$352,133 | \$2,934,276 |
| Total Attending ADM: 649.425 | Per ADM Amounts: | | \$3,821 | \$101 | \$54 | \$542 | \$4,518 |
| Sierra Vista Elementary School | | | \$2,071,174 | \$48,202 | \$126,230 | \$411,325 | \$2,656,931 |
| Total Attending ADM: 472.735 | Per ADM Amounts: | | \$4,381 | \$102 | \$267 | \$870 | \$5,620 |
| Southwest Elementary School | | | \$2,641,045 | \$91,079 | \$94,445 | \$387,042 | \$3,213,611 |
| Total Attending ADM: 689.855 | Per ADM Amounts: | | \$3,828 | \$132 | \$137 | \$561 | \$4,658 |

Expenditures by Fund for District Schools

| | | | | |
|--|-------------------------|----------------------------|---|-----------------------|
| Maintenance & Operation Expenditures | Capital Expenditures | Facilities Expenditures | State & Federal Project Expenditures | Total Expenditures |
|--|-------------------------|----------------------------|---|-----------------------|

Maricopa County

Roosevelt Elementary District

| | | | | | | | |
|--------------------------------------|------------------|--|--------------|-------------|-------------|-------------|--------------|
| Sunland Elementary School | | | \$2,156,815 | \$63,929 | \$0 | \$329,792 | \$2,550,536 |
| Total Attending ADM: 561.645 | Per ADM Amounts: | | \$3,840 | \$114 | \$0 | \$587 | \$4,541 |
| T G Barr School | | | \$1,952,997 | \$150,063 | \$21,926 | \$363,273 | \$2,488,259 |
| Total Attending ADM: 416.750 | Per ADM Amounts: | | \$4,686 | \$360 | \$53 | \$872 | \$5,971 |
| V H Lassen Elementary School | | | \$2,391,177 | \$69,694 | \$57,902 | \$380,402 | \$2,899,175 |
| Total Attending ADM: 586.180 | Per ADM Amounts: | | \$4,079 | \$119 | \$99 | \$649 | \$4,946 |
| Valley View School | | | \$2,645,225 | \$70,446 | \$11,326 | \$395,197 | \$3,122,194 |
| Total Attending ADM: 632.025 | Per ADM Amounts: | | \$4,185 | \$111 | \$18 | \$625 | \$4,940 |
| Roosevelt Elementary District Totals | | | \$47,027,806 | \$1,912,010 | \$1,420,720 | \$7,790,942 | \$58,151,478 |
| Total Attending ADM: 11,867.015 | Per ADM Amounts: | | \$3,963 | \$161 | \$120 | \$657 | \$4,900 |

Saddle Mountain Unified School District

| | | | | | | | |
|---|------------------|--|-------------|-------------|--------------|-----------|--------------|
| * Saddle Mountain Unified School District | | | \$7,582,024 | \$2,265,876 | \$14,017,683 | \$762,045 | \$24,627,628 |
| Total Attending ADM: 1,147.155 | Per ADM Amounts: | | \$6,609 | \$1,975 | \$12,220 | \$664 | \$21,468 |

Scottsdale Unified District

| | | | | | | | |
|--------------------------------------|------------------|--|--------------|--------------|-----------|-----------|--------------|
| Anasazi Elementary | | | \$3,536,794 | \$6,849,662 | \$116,334 | \$265,092 | \$10,767,882 |
| Total Attending ADM: 581.895 | Per ADM Amounts: | | \$6,078 | \$11,771 | \$200 | \$456 | \$18,505 |
| Arcadia High School | | | \$7,944,476 | \$15,385,961 | \$261,314 | \$595,460 | \$24,187,211 |
| Total Attending ADM: 1,310.905 | Per ADM Amounts: | | \$6,060 | \$11,737 | \$199 | \$454 | \$18,451 |
| Arcadia Neighborhood Learning Center | | | \$3,425,327 | \$6,633,785 | \$112,668 | \$256,737 | \$10,428,518 |
| Total Attending ADM: 563.570 | Per ADM Amounts: | | \$6,078 | \$11,771 | \$200 | \$456 | \$18,504 |
| Aztec Elementary School | | | \$3,168,905 | \$6,137,176 | \$104,233 | \$237,518 | \$9,647,831 |
| Total Attending ADM: 521.405 | Per ADM Amounts: | | \$6,078 | \$11,770 | \$200 | \$456 | \$18,504 |
| Chaparral High School | | | \$11,366,278 | \$22,012,919 | \$373,866 | \$851,933 | \$34,604,996 |
| Total Attending ADM: 1,873.635 | Per ADM Amounts: | | \$6,066 | \$11,749 | \$200 | \$455 | \$18,469 |
| Cherokee Elementary School | | | \$3,003,588 | \$5,817,010 | \$98,796 | \$225,127 | \$9,144,521 |
| Total Attending ADM: 494.455 | Per ADM Amounts: | | \$6,075 | \$11,764 | \$200 | \$455 | \$18,494 |

Expenditures by Fund for District Schools

| | | | | |
|--|-------------------------|----------------------------|---|-----------------------|
| Maintenance & Operation Expenditures | Capital Expenditures | Facilities Expenditures | State & Federal Project Expenditures | Total Expenditures |
|--|-------------------------|----------------------------|---|-----------------------|

Maricopa County

Scottsdale Unified District

| | | | | | | | |
|--|------------------|--|--------------|--------------|-----------|-----------|--------------|
| Cheyenne Traditional Elementary School | | | \$5,529,766 | \$10,709,424 | \$181,888 | \$414,471 | \$16,835,548 |
| Total Attending ADM: 909.830 | Per ADM Amounts: | | \$6,078 | \$11,771 | \$200 | \$456 | \$18,504 |
| Cochise Elementary School | | | \$3,129,460 | \$6,060,783 | \$102,936 | \$234,561 | \$9,527,740 |
| Total Attending ADM: 516.270 | Per ADM Amounts: | | \$6,062 | \$11,740 | \$199 | \$454 | \$18,455 |
| Cocopah Middle School | | | \$6,278,247 | \$12,158,997 | \$206,508 | \$470,572 | \$19,114,323 |
| Total Attending ADM: 1,032.935 | Per ADM Amounts: | | \$6,078 | \$11,771 | \$200 | \$456 | \$18,505 |
| Copper Ridge Elementary School | | | \$3,099,800 | \$6,003,342 | \$101,960 | \$232,338 | \$9,437,440 |
| Total Attending ADM: 510.025 | Per ADM Amounts: | | \$6,078 | \$11,771 | \$200 | \$456 | \$18,504 |
| Copper Ridge Math and Science Academy | | | \$148,420 | \$287,443 | \$4,882 | \$11,124 | \$451,869 |
| Total Attending ADM: 24.410 | Per ADM Amounts: | | \$6,080 | \$11,776 | \$200 | \$456 | \$18,512 |
| Copper Ridge Middle School | | | \$2,878,082 | \$5,573,943 | \$94,667 | \$215,720 | \$8,762,412 |
| Total Attending ADM: 473.540 | Per ADM Amounts: | | \$6,078 | \$11,771 | \$200 | \$456 | \$18,504 |
| Coronado High School | | | \$7,738,256 | \$14,986,578 | \$254,531 | \$580,003 | \$23,559,368 |
| Total Attending ADM: 1,273.015 | Per ADM Amounts: | | \$6,079 | \$11,773 | \$200 | \$456 | \$18,507 |
| Desert Canyon Elementary | | | \$3,938,536 | \$7,627,711 | \$129,549 | \$295,204 | \$11,991,000 |
| Total Attending ADM: 648.025 | Per ADM Amounts: | | \$6,078 | \$11,771 | \$200 | \$456 | \$18,504 |
| Desert Canyon Middle School | | | \$3,885,477 | \$7,524,952 | \$127,803 | \$291,227 | \$11,829,460 |
| Total Attending ADM: 639.290 | Per ADM Amounts: | | \$6,078 | \$11,771 | \$200 | \$456 | \$18,504 |
| Desert Mountain High School | | | \$15,044,198 | \$29,135,899 | \$494,842 | \$991,645 | \$45,666,584 |
| Total Attending ADM: 2,479.780 | Per ADM Amounts: | | \$6,067 | \$11,749 | \$200 | \$400 | \$18,416 |
| Hohokam Elementary School | | | \$2,911,631 | \$5,638,918 | \$95,771 | \$218,235 | \$8,864,555 |
| Total Attending ADM: 479.910 | Per ADM Amounts: | | \$6,067 | \$11,750 | \$200 | \$455 | \$18,471 |
| Hopi Elementary School | | | \$4,400,145 | \$8,521,703 | \$144,732 | \$329,803 | \$13,396,384 |
| Total Attending ADM: 723.960 | Per ADM Amounts: | | \$6,078 | \$11,771 | \$200 | \$456 | \$18,504 |
| Ingleside Middle School | | | \$4,344,108 | \$8,413,177 | \$142,889 | \$325,603 | \$13,225,776 |
| Total Attending ADM: 714.310 | Per ADM Amounts: | | \$6,082 | \$11,778 | \$200 | \$456 | \$18,515 |
| Kiva Elementary School | | | \$4,426,462 | \$8,572,671 | \$145,598 | \$331,775 | \$13,476,506 |
| Total Attending ADM: 727.785 | Per ADM Amounts: | | \$6,082 | \$11,779 | \$200 | \$456 | \$18,517 |

Expenditures by Fund for District Schools

| | | | | |
|--|-------------------------|----------------------------|---|-----------------------|
| Maintenance & Operation Expenditures | Capital Expenditures | Facilities Expenditures | State & Federal Project Expenditures | Total Expenditures |
|--|-------------------------|----------------------------|---|-----------------------|

Maricopa County

Scottsdale Unified District

| | | | | | | | |
|--------------------------------|------------------|--|-------------|--------------|-----------|-----------|--------------|
| Laguna Elementary School | | | \$3,682,114 | \$7,131,102 | \$121,114 | \$275,984 | \$11,210,314 |
| Total Attending ADM: 605.820 | Per ADM Amounts: | | \$6,078 | \$11,771 | \$200 | \$456 | \$18,504 |
| Mohave Middle School | | | \$3,889,732 | \$7,533,192 | \$127,943 | \$291,546 | \$11,842,413 |
| Total Attending ADM: 639.990 | Per ADM Amounts: | | \$6,078 | \$11,771 | \$200 | \$456 | \$18,504 |
| Mountainside Middle School | | | \$6,066,131 | \$11,748,196 | \$199,531 | \$454,673 | \$18,468,531 |
| Total Attending ADM: 997.975 | Per ADM Amounts: | | \$6,078 | \$11,772 | \$200 | \$456 | \$18,506 |
| Navajo Elementary School | | | \$3,097,734 | \$5,999,340 | \$101,892 | \$232,183 | \$9,431,149 |
| Total Attending ADM: 509.170 | Per ADM Amounts: | | \$6,084 | \$11,783 | \$200 | \$456 | \$18,523 |
| Pima Elementary School | | | \$3,551,320 | \$6,877,794 | \$116,812 | \$266,181 | \$10,812,107 |
| Total Attending ADM: 584.795 | Per ADM Amounts: | | \$6,073 | \$11,761 | \$200 | \$455 | \$18,489 |
| Pueblo Elementary School | | | \$2,660,132 | \$5,151,842 | \$87,499 | \$199,384 | \$8,098,857 |
| Total Attending ADM: 437.695 | Per ADM Amounts: | | \$6,078 | \$11,770 | \$200 | \$456 | \$18,503 |
| Saguaro High School | | | \$9,571,382 | \$18,536,768 | \$314,827 | \$717,401 | \$29,140,377 |
| Total Attending ADM: 1,580.833 | Per ADM Amounts: | | \$6,055 | \$11,726 | \$199 | \$454 | \$18,434 |
| Sequoia Elementary School | | | \$3,224,334 | \$6,244,525 | \$106,057 | \$241,673 | \$9,816,588 |
| Total Attending ADM: 530.515 | Per ADM Amounts: | | \$6,078 | \$11,771 | \$200 | \$456 | \$18,504 |
| Sierra Vista Academy | | | \$609,239 | \$1,179,905 | \$20,039 | \$45,664 | \$1,854,847 |
| Total Attending ADM: 100.130 | Per ADM Amounts: | | \$6,084 | \$11,784 | \$200 | \$456 | \$18,524 |
| Supai Middle School | | | \$3,453,163 | \$6,687,696 | \$113,583 | \$258,824 | \$10,513,266 |
| Total Attending ADM: 568.160 | Per ADM Amounts: | | \$6,078 | \$11,771 | \$200 | \$456 | \$18,504 |
| Tavan Elementary School | | | \$4,137,402 | \$8,012,852 | \$136,090 | \$310,109 | \$12,596,453 |
| Total Attending ADM: 680.670 | Per ADM Amounts: | | \$6,078 | \$11,772 | \$200 | \$456 | \$18,506 |
| Tonalea Elementary School | | | \$3,027,413 | \$5,863,151 | \$99,579 | \$226,913 | \$9,217,057 |
| Total Attending ADM: 498.020 | Per ADM Amounts: | | \$6,079 | \$11,773 | \$200 | \$456 | \$18,507 |
| Yavapai Elementary School | | | \$4,013,901 | \$7,773,669 | \$132,027 | \$300,853 | \$12,220,451 |
| Total Attending ADM: 661.190 | Per ADM Amounts: | | \$6,071 | \$11,757 | \$200 | \$455 | \$18,483 |
| Zuni Elementary School | | | \$2,959,038 | \$5,730,730 | \$97,330 | \$221,788 | \$9,008,886 |
| Total Attending ADM: 486.875 | Per ADM Amounts: | | \$6,078 | \$11,770 | \$200 | \$456 | \$18,503 |

Expenditures by Fund for District Schools

| | | | | |
|--|-------------------------|----------------------------|---|-----------------------|
| Maintenance & Operation Expenditures | Capital Expenditures | Facilities Expenditures | State & Federal Project Expenditures | Total Expenditures |
|--|-------------------------|----------------------------|---|-----------------------|

Maricopa County

Scottsdale Unified District

| | | | | | | |
|------------------------------------|------------------|---------------|---------------|-------------|--------------|---------------|
| Scottsdale Unified District Totals | | \$154,140,991 | \$298,522,816 | \$5,070,090 | \$11,417,325 | \$469,151,222 |
| Total Attending ADM: 25,380.788 | Per ADM Amounts: | \$6,073 | \$11,762 | \$200 | \$450 | \$18,485 |

Sentinel Elementary District

| | | | | | | |
|--------------------------------|------------------|-----------|----------|-----|----------|-----------|
| * Sentinel Elementary District | | \$719,389 | \$61,054 | \$0 | \$19,228 | \$799,671 |
| Total Attending ADM: 34.360 | Per ADM Amounts: | \$20,937 | \$1,777 | \$0 | \$560 | \$23,273 |

Tempe School District

| | | | | | | |
|------------------------------|------------------|-------------|-----------|-----------|-----------|-------------|
| Aguilar School | | \$3,383,812 | \$213,644 | \$14,076 | \$426,940 | \$4,038,472 |
| Total Attending ADM: 474.760 | Per ADM Amounts: | \$7,127 | \$450 | \$30 | \$899 | \$8,506 |
| Arredondo Elementary School | | \$2,271,806 | \$152,895 | \$198,452 | \$215,548 | \$2,838,702 |
| Total Attending ADM: 358.020 | Per ADM Amounts: | \$6,345 | \$427 | \$554 | \$602 | \$7,929 |
| Broadmor Elementary School | | \$2,821,668 | \$206,577 | \$15,001 | \$195,696 | \$3,238,942 |
| Total Attending ADM: 466.135 | Per ADM Amounts: | \$6,053 | \$443 | \$32 | \$420 | \$6,949 |
| Bustoz School | | \$1,939,455 | \$117,526 | \$47,629 | \$255,389 | \$2,359,999 |
| Total Attending ADM: 255.440 | Per ADM Amounts: | \$7,593 | \$460 | \$186 | \$1,000 | \$9,239 |
| Carminati School | | \$2,910,510 | \$204,235 | \$287,890 | \$378,819 | \$3,781,454 |
| Total Attending ADM: 461.875 | Per ADM Amounts: | \$6,302 | \$442 | \$623 | \$820 | \$8,187 |
| Connolly Middle School | | \$5,736,660 | \$384,095 | \$72,084 | \$687,447 | \$6,880,287 |
| Total Attending ADM: 936.470 | Per ADM Amounts: | \$6,126 | \$410 | \$77 | \$734 | \$7,347 |
| Curry Elementary School | | \$2,928,072 | \$208,800 | \$104,582 | \$440,671 | \$3,682,125 |
| Total Attending ADM: 487.185 | Per ADM Amounts: | \$6,010 | \$429 | \$215 | \$905 | \$7,558 |
| Evans Elementary School | | \$2,416,852 | \$174,927 | \$8,654 | \$547,094 | \$3,147,526 |
| Total Attending ADM: 360.470 | Per ADM Amounts: | \$6,705 | \$485 | \$24 | \$1,518 | \$8,732 |
| Fees Middle School | | \$5,749,610 | \$379,384 | \$132,765 | \$866,809 | \$7,128,568 |
| Total Attending ADM: 922.530 | Per ADM Amounts: | \$6,232 | \$411 | \$144 | \$940 | \$7,727 |
| Flora Thew Elementary School | | \$3,540,386 | \$231,275 | \$10,066 | \$565,807 | \$4,347,534 |
| Total Attending ADM: 506.315 | Per ADM Amounts: | \$6,992 | \$457 | \$20 | \$1,118 | \$8,587 |

Expenditures by Fund for District Schools

Maintenance
& Operation
ExpendituresCapital
ExpendituresFacilities
ExpendituresState &
Federal
Project
ExpendituresTotal
Expenditures

Maricopa County

Tempe School District

| | | | | | | | |
|--|------------------|--|-------------|-----------|-----------|-----------|-------------|
| Frank Elementary School | | | \$3,999,726 | \$287,203 | \$86,307 | \$711,223 | \$5,084,459 |
| Total Attending ADM: 631.005 | Per ADM Amounts: | | \$6,339 | \$455 | \$137 | \$1,127 | \$8,058 |
| Fuller Elementary School | | | \$2,683,357 | \$167,145 | \$44,966 | \$192,389 | \$3,087,858 |
| Total Attending ADM: 377.715 | Per ADM Amounts: | | \$7,104 | \$443 | \$119 | \$509 | \$8,175 |
| Getz School | | | \$2,030,280 | \$93,782 | \$132,839 | \$215,533 | \$2,472,434 |
| Total Attending ADM: 77.805 | Per ADM Amounts: | | \$26,094 | \$1,205 | \$1,707 | \$2,770 | \$31,777 |
| Gilliland Middle School | | | \$5,330,786 | \$359,327 | \$156,202 | \$804,507 | \$6,650,821 |
| Total Attending ADM: 869.450 | Per ADM Amounts: | | \$6,131 | \$413 | \$180 | \$925 | \$7,649 |
| Holdeman Elementary School | | | \$3,416,319 | \$263,992 | \$12,784 | \$635,255 | \$4,328,349 |
| Total Attending ADM: 565.950 | Per ADM Amounts: | | \$6,036 | \$466 | \$23 | \$1,122 | \$7,648 |
| Hudson Elementary School | | | \$3,030,835 | \$176,657 | \$9,064 | \$394,832 | \$3,611,388 |
| Total Attending ADM: 400.325 | Per ADM Amounts: | | \$7,571 | \$441 | \$23 | \$986 | \$9,021 |
| Intervention Learning Program | | | \$381,837 | \$9,345 | \$218 | \$5,731 | \$397,131 |
| Total Attending ADM: 22.140 | Per ADM Amounts: | | \$17,246 | \$422 | \$10 | \$259 | \$17,937 |
| Laird Elementary School | | | \$2,619,588 | \$175,467 | \$20,642 | \$715,643 | \$3,531,339 |
| Total Attending ADM: 402.575 | Per ADM Amounts: | | \$6,507 | \$436 | \$51 | \$1,778 | \$8,772 |
| Mckemy Middle School | | | \$5,388,889 | \$356,781 | \$47,952 | \$712,770 | \$6,506,391 |
| Total Attending ADM: 906.145 | Per ADM Amounts: | | \$5,947 | \$394 | \$53 | \$787 | \$7,180 |
| Meyer Elementary School | | | \$2,586,436 | \$165,850 | \$33,847 | \$245,635 | \$3,031,767 |
| Total Attending ADM: 366.820 | Per ADM Amounts: | | \$7,051 | \$452 | \$92 | \$670 | \$8,265 |
| Nevitt Elementary School | | | \$3,833,281 | \$341,396 | \$16,742 | \$551,884 | \$4,743,303 |
| Total Attending ADM: 751.130 | Per ADM Amounts: | | \$5,103 | \$455 | \$22 | \$735 | \$6,315 |
| Rover Elementary School | | | \$2,937,573 | \$210,353 | \$89,911 | \$204,685 | \$3,442,523 |
| Total Attending ADM: 483.630 | Per ADM Amounts: | | \$6,074 | \$435 | \$186 | \$423 | \$7,118 |
| Scales Professional Development School | | | \$2,807,225 | \$185,367 | \$19,787 | \$480,736 | \$3,493,116 |
| Total Attending ADM: 448.380 | Per ADM Amounts: | | \$6,261 | \$413 | \$44 | \$1,072 | \$7,791 |
| Ward Traditional Academy | | | \$2,038,197 | \$158,270 | \$7,121 | \$120,174 | \$2,323,762 |
| Total Attending ADM: 376.710 | Per ADM Amounts: | | \$5,411 | \$420 | \$19 | \$319 | \$6,169 |

Expenditures by Fund for District Schools

| Maintenance & Operation Expenditures | Capital Expenditures | Facilities Expenditures | State & Federal Project Expenditures | Total Expenditures |
|--|-------------------------|----------------------------|---|-----------------------|
|--|-------------------------|----------------------------|---|-----------------------|

Maricopa County

Tempe School District

| | | | | | | | |
|---------------------------------|------------------|--|--------------|-------------|-------------|--------------|--------------|
| Wood School | | | \$3,381,416 | \$229,410 | \$349,193 | \$513,167 | \$4,473,186 |
| Total Attending ADM: 544.100 | Per ADM Amounts: | | \$6,215 | \$422 | \$642 | \$943 | \$8,221 |
| Tempe School District Totals | | | \$80,164,574 | \$5,453,703 | \$1,918,774 | \$11,084,385 | \$98,621,437 |
| Total Attending ADM: 12,453.080 | Per ADM Amounts: | | \$6,437 | \$438 | \$154 | \$890 | \$7,919 |

Tempe Union High School District

| | | | | | | | |
|---|------------------|--|--------------|-------------|-------------|-------------|--------------|
| Compadre High School | | | \$1,864,638 | \$28,044 | \$4,545 | \$33,585 | \$1,930,812 |
| Total Attending ADM: 231.295 | Per ADM Amounts: | | \$8,062 | \$121 | \$20 | \$145 | \$8,348 |
| Corona Del Sol High School | | | \$10,543,871 | \$576,650 | \$232,034 | \$362,179 | \$11,714,735 |
| Total Attending ADM: 2,710.488 | Per ADM Amounts: | | \$3,890 | \$213 | \$86 | \$134 | \$4,322 |
| Desert Vista High School | | | \$10,145,546 | \$499,247 | \$610,436 | \$471,377 | \$11,726,606 |
| Total Attending ADM: 2,825.183 | Per ADM Amounts: | | \$3,591 | \$177 | \$216 | \$167 | \$4,151 |
| Marcos De Niza High School | | | \$9,079,403 | \$586,420 | \$204,750 | \$791,249 | \$10,661,822 |
| Total Attending ADM: 1,900.573 | Per ADM Amounts: | | \$4,777 | \$309 | \$108 | \$416 | \$5,610 |
| Mcclintock High School | | | \$8,833,466 | \$363,350 | \$194,836 | \$940,878 | \$10,332,531 |
| Total Attending ADM: 1,792.588 | Per ADM Amounts: | | \$4,928 | \$203 | \$109 | \$525 | \$5,764 |
| Mountain Pointe High School | | | \$9,373,768 | \$427,479 | \$65,782 | \$412,340 | \$10,279,369 |
| Total Attending ADM: 2,413.723 | Per ADM Amounts: | | \$3,884 | \$177 | \$27 | \$171 | \$4,259 |
| Tempe High School | | | \$6,986,759 | \$447,225 | \$74,114 | \$827,018 | \$8,335,116 |
| Total Attending ADM: 1,302.810 | Per ADM Amounts: | | \$5,363 | \$343 | \$57 | \$635 | \$6,398 |
| Tempe Union High School District Totals | | | \$56,827,451 | \$2,928,414 | \$1,386,499 | \$3,838,626 | \$64,980,991 |
| Total Attending ADM: 13,176.658 | Per ADM Amounts: | | \$4,313 | \$222 | \$105 | \$291 | \$4,932 |
| Tolleson Elementary District | | | | | | | |
| Arizona Desert Elementary School | | | \$1,642,024 | \$247,833 | \$0 | \$296,456 | \$2,186,313 |
| Total Attending ADM: 464.165 | Per ADM Amounts: | | \$3,538 | \$534 | \$0 | \$639 | \$4,710 |
| Desert Oasis Elementary School | | | \$2,270,446 | \$298,399 | \$0 | \$218,421 | \$2,787,266 |
| Total Attending ADM: 729.960 | Per ADM Amounts: | | \$3,110 | \$409 | \$0 | \$299 | \$3,818 |

Expenditures by Fund for District Schools

| | | | | |
|--|-------------------------|----------------------------|---|-----------------------|
| Maintenance & Operation Expenditures | Capital Expenditures | Facilities Expenditures | State & Federal Project Expenditures | Total Expenditures |
|--|-------------------------|----------------------------|---|-----------------------|

Maricopa County

Tolleson Elementary District

| | | | | | | | |
|--|------------------|--|-------------|-----------|----------|-------------|--------------|
| Porfirio H. Gonzales Elementary School | | | \$3,547,755 | \$205,885 | \$35,028 | \$555,582 | \$4,344,250 |
| Total Attending ADM: 872.855 | Per ADM Amounts: | | \$4,065 | \$236 | \$40 | \$637 | \$4,977 |
| Sheely Farms Elementary School | | | \$2,041,883 | \$29,644 | \$0 | \$248,983 | \$2,320,510 |
| Total Attending ADM: 642.770 | Per ADM Amounts: | | \$3,177 | \$46 | \$0 | \$387 | \$3,610 |
| Tolleson Elementary District Totals | | | \$9,502,108 | \$781,762 | \$35,028 | \$1,319,442 | \$11,638,340 |
| Total Attending ADM: 2,709.750 | Per ADM Amounts: | | \$3,507 | \$288 | \$13 | \$487 | \$4,295 |

Tolleson Union High School District

| | | | | | | | |
|--|------------------|--|--------------|-------------|-----------|-------------|--------------|
| Copper Canyon High School | | | \$5,907,943 | \$461,665 | \$0 | \$190,012 | \$6,559,619 |
| Total Attending ADM: 1,440.983 | Per ADM Amounts: | | \$4,100 | \$320 | \$0 | \$132 | \$4,552 |
| La Joya Community High School | | | \$8,260,455 | \$261,066 | \$18,223 | \$194,222 | \$8,733,967 |
| Total Attending ADM: 2,167.910 | Per ADM Amounts: | | \$3,810 | \$120 | \$8 | \$90 | \$4,029 |
| Tolleson Union High School | | | \$7,505,474 | \$1,159,185 | \$221,628 | \$474,673 | \$9,360,960 |
| Total Attending ADM: 2,128.000 | Per ADM Amounts: | | \$3,527 | \$545 | \$104 | \$223 | \$4,399 |
| Westview High School | | | \$8,521,978 | \$899,149 | \$14,065 | \$289,436 | \$9,724,627 |
| Total Attending ADM: 2,179.898 | Per ADM Amounts: | | \$3,909 | \$412 | \$6 | \$133 | \$4,461 |
| Tolleson Union High School District Totals | | | \$30,195,850 | \$2,781,065 | \$253,916 | \$1,148,342 | \$34,379,173 |
| Total Attending ADM: 7,916.790 | Per ADM Amounts: | | \$3,814 | \$351 | \$32 | \$145 | \$4,343 |

Union Elementary District

| | | | | | | | |
|----------------------------------|------------------|--|-------------|-----------|---------|-----------|-------------|
| Hurley Ranch Elementary | | | \$2,991,974 | \$272,419 | \$0 | \$69,498 | \$3,333,891 |
| Total Attending ADM: 884.065 | Per ADM Amounts: | | \$3,384 | \$308 | \$0 | \$79 | \$3,771 |
| Union Elementary School | | | \$1,945,638 | \$93,791 | \$2,011 | \$59,887 | \$2,101,327 |
| Total Attending ADM: 441.870 | Per ADM Amounts: | | \$4,403 | \$212 | \$5 | \$136 | \$4,756 |
| Union Elementary District Totals | | | \$4,937,612 | \$366,210 | \$2,011 | \$129,386 | \$5,435,218 |
| Total Attending ADM: 1,325.935 | Per ADM Amounts: | | \$3,724 | \$276 | \$2 | \$98 | \$4,099 |

Washington Elementary School District

| | | | | | | | |
|------------------------------------|------------------|--|-------------|----------|----------|-----------|-------------|
| Abraham Lincoln Traditional School | | | \$1,881,336 | \$96,486 | \$87,038 | \$241,888 | \$2,306,749 |
| Total Attending ADM: 587.135 | Per ADM Amounts: | | \$3,204 | \$164 | \$148 | \$412 | \$3,929 |

Expenditures by Fund for District Schools

| | | | | |
|--|-------------------------|----------------------------|---|-----------------------|
| Maintenance & Operation Expenditures | Capital Expenditures | Facilities Expenditures | State & Federal Project Expenditures | Total Expenditures |
|--|-------------------------|----------------------------|---|-----------------------|

Maricopa County

Washington Elementary School District

| | | | | | | | |
|--------------------------------|------------------|--|-------------|-----------|-----------|-----------|-------------|
| Acacia Elementary School | | | \$2,345,001 | \$94,406 | \$236,651 | \$281,656 | \$2,957,714 |
| Total Attending ADM: 629.470 | Per ADM Amounts: | | \$3,725 | \$150 | \$376 | \$447 | \$4,699 |
| Alta Vista Elementary School | | | \$2,431,709 | \$116,624 | \$55,518 | \$341,083 | \$2,944,935 |
| Total Attending ADM: 654.935 | Per ADM Amounts: | | \$3,713 | \$178 | \$85 | \$521 | \$4,497 |
| Arroyo School | | | \$1,973,729 | \$100,220 | \$183,570 | \$651,810 | \$2,909,329 |
| Total Attending ADM: 459.380 | Per ADM Amounts: | | \$4,297 | \$218 | \$400 | \$1,419 | \$6,333 |
| Cactus Wren Elementary School | | | \$2,692,625 | \$126,965 | \$15,366 | \$299,549 | \$3,134,506 |
| Total Attending ADM: 464.105 | Per ADM Amounts: | | \$5,802 | \$274 | \$33 | \$645 | \$6,754 |
| Chaparral Elementary School | | | \$2,166,252 | \$81,145 | \$14,695 | \$408,569 | \$2,670,661 |
| Total Attending ADM: 467.995 | Per ADM Amounts: | | \$4,629 | \$173 | \$31 | \$873 | \$5,707 |
| Cholla Middle School | | | \$3,200,932 | \$163,681 | \$115,142 | \$57,328 | \$3,537,082 |
| Total Attending ADM: 853.230 | Per ADM Amounts: | | \$3,752 | \$192 | \$135 | \$67 | \$4,146 |
| Desert Foothills Middle School | | | \$3,438,237 | \$116,869 | \$104,973 | \$176,691 | \$3,836,770 |
| Total Attending ADM: 748.000 | Per ADM Amounts: | | \$4,597 | \$156 | \$140 | \$236 | \$5,129 |
| Desert View Elementary School | | | \$2,376,833 | \$91,833 | \$9,533 | \$680,934 | \$3,159,134 |
| Total Attending ADM: 569.640 | Per ADM Amounts: | | \$4,173 | \$161 | \$17 | \$1,195 | \$5,546 |
| Ironwood Elementary School | | | \$2,482,482 | \$99,044 | \$2,618 | \$447,528 | \$3,031,673 |
| Total Attending ADM: 570.560 | Per ADM Amounts: | | \$4,351 | \$174 | \$5 | \$784 | \$5,314 |
| John Jacobs Elementary School | | | \$2,471,086 | \$106,345 | \$291,331 | \$824,007 | \$3,692,769 |
| Total Attending ADM: 514.035 | Per ADM Amounts: | | \$4,807 | \$207 | \$567 | \$1,603 | \$7,184 |
| Lakeview Elementary School | | | \$2,321,123 | \$271,881 | \$47,238 | \$211,887 | \$2,852,129 |
| Total Attending ADM: 599.870 | Per ADM Amounts: | | \$3,869 | \$453 | \$79 | \$353 | \$4,755 |
| Lookout Mountain School | | | \$3,700,156 | \$127,774 | \$101,958 | \$435,337 | \$4,365,226 |
| Total Attending ADM: 935.460 | Per ADM Amounts: | | \$3,955 | \$137 | \$109 | \$465 | \$4,666 |
| Manzanita Elementary School | | | \$3,023,939 | \$117,108 | \$7,531 | \$602,466 | \$3,751,044 |
| Total Attending ADM: 773.845 | Per ADM Amounts: | | \$3,908 | \$151 | \$10 | \$779 | \$4,847 |
| Maryland Elementary School | | | \$2,788,290 | \$215,668 | \$3,826 | \$624,922 | \$3,632,706 |
| Total Attending ADM: 755.495 | Per ADM Amounts: | | \$3,691 | \$285 | \$5 | \$827 | \$4,808 |

Expenditures by Fund for District Schools

| | | | | |
|--|-------------------------|----------------------------|---|-----------------------|
| Maintenance & Operation Expenditures | Capital Expenditures | Facilities Expenditures | State & Federal Project Expenditures | Total Expenditures |
|--|-------------------------|----------------------------|---|-----------------------|

Maricopa County

Washington Elementary School District

| | | | | | | | |
|---------------------------------|------------------|--|-------------|-----------|-----------|-----------|-------------|
| Moon Mountain School | | | \$3,172,762 | \$113,388 | \$1,085 | \$531,660 | \$3,818,895 |
| Total Attending ADM: 655.730 | Per ADM Amounts: | | \$4,839 | \$173 | \$2 | \$811 | \$5,824 |
| Mountain Sky Middle School | | | \$3,073,293 | \$119,213 | \$388,390 | \$128,881 | \$3,709,778 |
| Total Attending ADM: 912.320 | Per ADM Amounts: | | \$3,369 | \$131 | \$426 | \$141 | \$4,066 |
| Mountain View Elementary School | | | \$3,218,922 | \$132,208 | \$1,432 | \$964,297 | \$4,316,859 |
| Total Attending ADM: 908.730 | Per ADM Amounts: | | \$3,542 | \$145 | \$2 | \$1,061 | \$4,750 |
| Ocotillo School | | | \$3,422,275 | \$129,787 | \$14,202 | \$789,711 | \$4,355,975 |
| Total Attending ADM: 883.130 | Per ADM Amounts: | | \$3,875 | \$147 | \$16 | \$894 | \$4,932 |
| Orangewood Elementary School | | | \$2,932,440 | \$204,807 | \$769 | \$391,601 | \$3,529,618 |
| Total Attending ADM: 824.975 | Per ADM Amounts: | | \$3,555 | \$248 | \$1 | \$475 | \$4,278 |
| Palo Verde Middle School | | | \$4,405,589 | \$224,683 | \$733,336 | \$721,137 | \$6,084,745 |
| Total Attending ADM: 1,125.445 | Per ADM Amounts: | | \$3,915 | \$200 | \$652 | \$641 | \$5,407 |
| Richard E Miller School | | | \$2,519,135 | \$120,279 | \$1,109 | \$396,929 | \$3,037,452 |
| Total Attending ADM: 679.915 | Per ADM Amounts: | | \$3,705 | \$177 | \$2 | \$584 | \$4,467 |
| Roadrunner Elementary School | | | \$2,788,891 | \$120,815 | \$199,277 | \$444,079 | \$3,553,062 |
| Total Attending ADM: 747.820 | Per ADM Amounts: | | \$3,729 | \$162 | \$266 | \$594 | \$4,751 |
| Royal Palm Middle School | | | \$3,479,290 | \$137,436 | \$2,717 | \$500,097 | \$4,119,540 |
| Total Attending ADM: 820.990 | Per ADM Amounts: | | \$4,238 | \$167 | \$3 | \$609 | \$5,018 |
| Sahuaro School | | | \$2,627,547 | \$103,748 | \$5,614 | \$414,424 | \$3,151,333 |
| Total Attending ADM: 596.475 | Per ADM Amounts: | | \$4,405 | \$174 | \$9 | \$695 | \$5,283 |
| Shaw Butte School | | | \$3,643,483 | \$126,907 | \$16,844 | \$678,729 | \$4,465,963 |
| Total Attending ADM: 989.905 | Per ADM Amounts: | | \$3,681 | \$128 | \$17 | \$686 | \$4,512 |
| Sunburst School | | | \$2,733,380 | \$108,374 | \$179,098 | \$148,448 | \$3,169,300 |
| Total Attending ADM: 651.295 | Per ADM Amounts: | | \$4,197 | \$166 | \$275 | \$228 | \$4,866 |
| Sunnyslope Elementary School | | | \$4,338,300 | \$167,642 | \$22,849 | \$958,572 | \$5,487,363 |
| Total Attending ADM: 1,039.445 | Per ADM Amounts: | | \$4,174 | \$161 | \$22 | \$922 | \$5,279 |
| Sunset School | | | \$2,477,536 | \$209,416 | \$88,323 | \$476,684 | \$3,251,959 |
| Total Attending ADM: 551.910 | Per ADM Amounts: | | \$4,489 | \$379 | \$160 | \$864 | \$5,892 |

Expenditures by Fund for District Schools

| | | | | |
|--|-------------------------|----------------------------|---|-----------------------|
| Maintenance & Operation Expenditures | Capital Expenditures | Facilities Expenditures | State & Federal Project Expenditures | Total Expenditures |
|--|-------------------------|----------------------------|---|-----------------------|

Maricopa County

Washington Elementary School District

| | | | | | | | |
|--|------------------|--|--------------|-------------|-------------|--------------|---------------|
| Sweetwater School | | | \$3,464,650 | \$127,969 | \$150,895 | \$632,079 | \$4,375,592 |
| Total Attending ADM: 503.520 | Per ADM Amounts: | | \$6,881 | \$254 | \$300 | \$1,255 | \$8,690 |
| Tumbleweed Elementary School | | | \$2,292,552 | \$155,058 | \$54,671 | \$322,927 | \$2,825,209 |
| Total Attending ADM: 576.515 | Per ADM Amounts: | | \$3,977 | \$269 | \$95 | \$560 | \$4,900 |
| Washington Elementary School | | | \$4,127,797 | \$143,708 | \$136,986 | \$543,579 | \$4,952,070 |
| Total Attending ADM: 984.045 | Per ADM Amounts: | | \$4,195 | \$146 | \$139 | \$552 | \$5,032 |
| Washington Elementary School District Totals | | | \$94,011,573 | \$4,371,489 | \$3,274,587 | \$15,329,491 | \$116,987,140 |
| Total Attending ADM: 23,035.320 | Per ADM Amounts: | | \$4,081 | \$190 | \$142 | \$665 | \$5,079 |

West-MEC - Western Maricopa Education Center

| | | | | | | | |
|--|------------------|--|--------------|----------|-----|-----|--------------|
| * West-MEC - Western Maricopa Education Center | | | \$13,818,963 | \$63,487 | \$0 | \$0 | \$13,882,450 |
| Total Attending ADM: 4,669.325 | Per ADM Amounts: | | \$2,960 | \$14 | \$0 | \$0 | \$2,973 |

Wickenburg Unified District

| | | | | | | | |
|------------------------------------|------------------|--|-------------|-----------|-----------|-----------|-------------|
| Hassayampa Elementary School | | | \$1,621,012 | \$72,996 | \$54,161 | \$268,147 | \$2,016,316 |
| Total Attending ADM: 468.640 | Per ADM Amounts: | | \$3,459 | \$156 | \$116 | \$572 | \$4,302 |
| Vulture Peak School | | | \$1,262,870 | \$29,179 | \$0 | \$70,592 | \$1,362,641 |
| Total Attending ADM: 300.060 | Per ADM Amounts: | | \$4,209 | \$97 | \$0 | \$235 | \$4,541 |
| Wickenburg Alternative High School | | | \$98,855 | \$4,334 | \$0 | \$40,742 | \$143,931 |
| Total Attending ADM: 50.030 | Per ADM Amounts: | | \$1,976 | \$87 | \$0 | \$814 | \$2,877 |
| Wickenburg High School | | | \$2,336,727 | \$64,179 | \$192,596 | \$110,601 | \$2,704,103 |
| Total Attending ADM: 602.610 | Per ADM Amounts: | | \$3,878 | \$107 | \$320 | \$184 | \$4,487 |
| Wickenburg Unified District Totals | | | \$5,319,464 | \$170,688 | \$246,757 | \$490,082 | \$6,226,991 |
| Total Attending ADM: 1,421.340 | Per ADM Amounts: | | \$3,743 | \$120 | \$174 | \$345 | \$4,381 |

Wilson Elementary District

| | | | | | | | |
|------------------------------|------------------|--|-------------|-----------|-----|-----------|-------------|
| Wilson Elementary School | | | \$2,562,744 | \$756,513 | \$0 | \$491,384 | \$3,810,641 |
| Total Attending ADM: 667.180 | Per ADM Amounts: | | \$3,841 | \$1,134 | \$0 | \$737 | \$5,712 |
| Wilson Primary School | | | \$2,265,741 | \$505,173 | \$0 | \$843,280 | \$3,614,195 |
| Total Attending ADM: 548.940 | Per ADM Amounts: | | \$4,127 | \$920 | \$0 | \$1,536 | \$6,584 |

Expenditures by Fund for District Schools

| | | | | |
|--|-------------------------|----------------------------|---|-----------------------|
| Maintenance & Operation Expenditures | Capital Expenditures | Facilities Expenditures | State & Federal Project Expenditures | Total Expenditures |
|--|-------------------------|----------------------------|---|-----------------------|

Maricopa County

Wilson Elementary District

| | | | | | | |
|-----------------------------------|--|-------------|-------------|-----|-------------|-------------|
| Wilson Elementary District Totals | | \$4,828,485 | \$1,261,686 | \$0 | \$1,334,665 | \$7,424,836 |
|-----------------------------------|--|-------------|-------------|-----|-------------|-------------|

| | | | | | | |
|--------------------------------|------------------|---------|---------|-----|---------|---------|
| Total Attending ADM: 1,216.120 | Per ADM Amounts: | \$3,970 | \$1,037 | \$0 | \$1,097 | \$6,105 |
|--------------------------------|------------------|---------|---------|-----|---------|---------|

| | | | | | | |
|-----------------|--|-------------|---------------|--------------|---------------|-----------------|
| Maricopa Totals | | \$2,265,741 | \$480,097,636 | \$96,869,553 | \$279,132,141 | \$3,667,551,728 |
|-----------------|--|-------------|---------------|--------------|---------------|-----------------|

| | | | | | | |
|----------------------------------|------------------|-----|-------|-------|-------|---------|
| Total Attending ADM: 586,879.535 | Per ADM Amounts: | \$4 | \$818 | \$165 | \$476 | \$6,249 |
|----------------------------------|------------------|-----|-------|-------|-------|---------|

Expenditures by Fund for District Schools

| Maintenance & Operation Expenditures | Capital Expenditures | Facilities Expenditures | State & Federal Project Expenditures | Total Expenditures |
|--|-------------------------|----------------------------|---|-----------------------|
|--|-------------------------|----------------------------|---|-----------------------|

Mohave County

Bullhead City School District

| | | | | | |
|---------------------------------|--------------------------|-------------|-----------|-------------|--------------|
| * Bullhead City School District | \$17,214,193 | \$2,947,888 | \$338,240 | \$3,482,042 | \$23,982,363 |
| Total Attending ADM: 3,687.125 | Per ADM Amounts: \$4,669 | \$800 | \$92 | \$944 | \$6,504 |

Colorado City Unified District

| | | | | | |
|----------------------------------|--------------------------|-----------|-----|-------------|-------------|
| * Colorado City Unified District | \$2,363,591 | \$295,492 | \$0 | \$1,519,449 | \$4,178,532 |
| Total Attending ADM: 391.275 | Per ADM Amounts: \$6,041 | \$755 | \$0 | \$3,883 | \$10,679 |

Colorado River Union High School District

| | | | | | |
|--------------------------------|--------------------------|-----------|----------|-----------|-------------|
| Mohave High School | \$6,134,121 | \$392,724 | \$55,593 | \$734,221 | \$7,316,659 |
| Total Attending ADM: 1,577.520 | Per ADM Amounts: \$3,888 | \$249 | \$35 | \$465 | \$4,638 |
| River Valley High School | \$3,570,108 | \$303,995 | \$45,471 | \$500,347 | \$4,419,921 |
| Total Attending ADM: 865.260 | Per ADM Amounts: \$4,126 | \$351 | \$53 | \$578 | \$5,108 |

Colorado River Union High School District Totals

| | | | | | |
|--------------------------------|--------------------------|-------|------|-------|---------|
| Total Attending ADM: 2,442.780 | Per ADM Amounts: \$3,973 | \$285 | \$41 | \$505 | \$4,805 |
|--------------------------------|--------------------------|-------|------|-------|---------|

Hackberry School District

| | | | | | |
|-----------------------------|---------------------------|----------|---------|----------|-----------|
| * Hackberry School District | \$852,658 | \$47,422 | \$7,077 | \$75,118 | \$982,275 |
| Total Attending ADM: 63.110 | Per ADM Amounts: \$13,511 | \$751 | \$112 | \$1,190 | \$15,564 |

Kingman Unified School District

| | | | | | |
|----------------------------------|--------------------------|----------|-----------|-----------|-------------|
| Black Mountain Elementary School | \$2,034,324 | \$60,155 | \$7,984 | \$395,278 | \$2,497,741 |
| Total Attending ADM: 554.560 | Per ADM Amounts: \$3,668 | \$108 | \$14 | \$713 | \$4,504 |
| Cerbat Elementary | \$2,097,883 | \$57,655 | \$13,021 | \$596,461 | \$2,765,020 |
| Total Attending ADM: 600.990 | Per ADM Amounts: \$3,491 | \$96 | \$22 | \$992 | \$4,601 |
| Hualapai Elementary | \$2,494,403 | \$49,511 | \$7,547 | \$274,035 | \$2,825,496 |
| Total Attending ADM: 738.995 | Per ADM Amounts: \$3,375 | \$67 | \$10 | \$371 | \$3,823 |
| Kingman Middle School | \$3,072,087 | \$63,529 | \$308,383 | \$282,450 | \$3,726,449 |
| Total Attending ADM: 822.020 | Per ADM Amounts: \$3,737 | \$77 | \$375 | \$344 | \$4,533 |
| La Senita Elementary | \$2,228,091 | \$68,398 | \$26,141 | \$372,201 | \$2,694,831 |
| Total Attending ADM: 623.575 | Per ADM Amounts: \$3,573 | \$110 | \$42 | \$597 | \$4,322 |

Expenditures by Fund for District Schools

| | | | | |
|--|-------------------------|----------------------------|---|-----------------------|
| Maintenance & Operation Expenditures | Capital Expenditures | Facilities Expenditures | State & Federal Project Expenditures | Total Expenditures |
|--|-------------------------|----------------------------|---|-----------------------|

Mohave County

Kingman Unified School District

| | | | | | | | |
|--|------------------|--|--------------|-------------|-----------|-------------|--------------|
| Manzanita Elementary | | | \$2,557,582 | \$61,555 | \$2,786 | \$596,655 | \$3,218,578 |
| Total Attending ADM: 597.900 | Per ADM Amounts: | | \$4,278 | \$103 | \$5 | \$998 | \$5,383 |
| Mt Tipton Elementary School | | | \$1,788,176 | \$43,537 | \$17,040 | \$324,849 | \$2,173,602 |
| Total Attending ADM: 332.513 | Per ADM Amounts: | | \$5,378 | \$131 | \$51 | \$977 | \$6,537 |
| North Campus | | | \$7,676,621 | \$1,453,913 | \$35,505 | \$931,882 | \$10,097,921 |
| Total Attending ADM: 2,132.578 | Per ADM Amounts: | | \$3,600 | \$682 | \$17 | \$437 | \$4,735 |
| Palo Christi Elementary | | | \$1,337,829 | \$20,145 | \$81,128 | \$240,232 | \$1,679,334 |
| Total Attending ADM: 287.445 | Per ADM Amounts: | | \$4,654 | \$70 | \$282 | \$836 | \$5,842 |
| White Cliffs Middle School | | | \$2,962,708 | \$83,680 | \$904 | \$344,375 | \$3,391,667 |
| Total Attending ADM: 750.458 | Per ADM Amounts: | | \$3,948 | \$112 | \$1 | \$459 | \$4,519 |
| Kingman Unified School District Totals | | | \$28,249,704 | \$1,962,078 | \$500,439 | \$4,358,418 | \$35,070,639 |
| Total Attending ADM: 7,441.033 | Per ADM Amounts: | | \$3,796 | \$264 | \$67 | \$586 | \$4,713 |

Lake Havasu Unified District

| | | | | | | | |
|--------------------------------|------------------|--|--------------|-------------|-----------|-------------|--------------|
| * Lake Havasu Unified District | | | \$33,885,647 | \$3,296,372 | \$412,669 | \$3,763,156 | \$41,357,844 |
| Total Attending ADM: 6,317.215 | Per ADM Amounts: | | \$5,364 | \$522 | \$65 | \$596 | \$6,547 |

Littlefield Unified District

| | | | | | | | |
|-------------------------------------|------------------|--|-------------|-----------|----------|-----------|-------------|
| Beaver Dam Elementary | | | \$2,220,564 | \$323,870 | \$21,056 | \$407,577 | \$2,973,067 |
| Total Attending ADM: 383.295 | Per ADM Amounts: | | \$5,793 | \$845 | \$55 | \$1,063 | \$7,757 |
| Beaver Dam High School | | | \$767,431 | \$48,083 | \$163 | \$8,693 | \$824,370 |
| Total Attending ADM: 122.155 | Per ADM Amounts: | | \$6,282 | \$394 | \$1 | \$71 | \$6,749 |
| Littlefield Unified District Totals | | | \$2,987,995 | \$371,953 | \$21,219 | \$416,270 | \$3,797,437 |
| Total Attending ADM: 505.450 | Per ADM Amounts: | | \$5,912 | \$736 | \$42 | \$824 | \$7,513 |

Mohave Valley Elementary District

| | | | | | | | |
|-------------------------------|------------------|--|-------------|-----|-----|-----|-------------|
| Camp Mohave Elementary | | | \$1,257,460 | \$0 | \$0 | \$0 | \$1,257,460 |
| Total Attending ADM: 377.295 | Per ADM Amounts: | | \$3,333 | \$0 | \$0 | \$0 | \$3,333 |
| Fort Mohave Elementary School | | | \$1,645,757 | \$0 | \$0 | \$0 | \$1,645,757 |
| Total Attending ADM: 490.925 | Per ADM Amounts: | | \$3,352 | \$0 | \$0 | \$0 | \$3,352 |

Expenditures by Fund for District Schools

| Maintenance & Operation Expenditures | Capital Expenditures | Facilities Expenditures | State & Federal Project Expenditures | Total Expenditures |
|--|-------------------------|----------------------------|---|-----------------------|
|--|-------------------------|----------------------------|---|-----------------------|

Mohave County

Mohave Valley Elementary District

| | | | | | | | |
|--|------------------|--|-------------|-----|-----|-----------|-------------|
| Mohave Valley Elementary | | | \$1,805,957 | \$0 | \$0 | \$168,380 | \$1,974,337 |
| Total Attending ADM: 523.985 | Per ADM Amounts: | | \$3,447 | \$0 | \$0 | \$321 | \$3,768 |
| Mohave Valley Junior High School | | | \$1,773,882 | \$0 | \$0 | \$0 | \$1,773,882 |
| Total Attending ADM: 450.450 | Per ADM Amounts: | | \$3,938 | \$0 | \$0 | \$0 | \$3,938 |
| Mohave Valley Elementary District Totals | | | \$6,483,056 | \$0 | \$0 | \$168,380 | \$6,651,436 |
| Total Attending ADM: 1,842.655 | Per ADM Amounts: | | \$3,518 | \$0 | \$0 | \$91 | \$3,610 |

Owens-Whitney Elementary District

| | | | | | | | |
|-------------------------------------|------------------|--|-----------|----------|-----|----------|-----------|
| * Owens-Whitney Elementary District | | | \$559,019 | \$34,258 | \$0 | \$23,923 | \$617,200 |
| Total Attending ADM: 33.915 | Per ADM Amounts: | | \$16,483 | \$1,010 | \$0 | \$705 | \$18,198 |

Peach Springs Unified District

| | | | | | | | |
|---------------------------------------|------------------|--|-------------|----------|-----|-----------|-------------|
| Music Mountain Jr./Sr. High School | | | \$546,515 | \$29,991 | \$0 | \$17,395 | \$593,901 |
| Total Attending ADM: 69.365 | Per ADM Amounts: | | \$7,879 | \$432 | \$0 | \$251 | \$8,562 |
| Peach Springs School | | | \$1,092,670 | \$9,050 | \$0 | \$266,079 | \$1,367,799 |
| Total Attending ADM: 121.510 | Per ADM Amounts: | | \$8,992 | \$74 | \$0 | \$2,190 | \$11,257 |
| Peach Springs Unified District Totals | | | \$1,639,185 | \$39,041 | \$0 | \$283,474 | \$1,961,700 |
| Total Attending ADM: 190.875 | Per ADM Amounts: | | \$8,588 | \$205 | \$0 | \$1,485 | \$10,277 |

Topock Elementary District

| | | | | | | | |
|------------------------------|------------------|--|-----------|----------|---------|-----------|-------------|
| * Topock Elementary District | | | \$927,946 | \$81,506 | \$9,915 | \$171,365 | \$1,190,732 |
| Total Attending ADM: 127.475 | Per ADM Amounts: | | \$7,279 | \$639 | \$78 | \$1,344 | \$9,341 |

Valentine Elementary District

| | | | | | | | |
|---------------------------------|------------------|--|-----------|-----------|---------|-----|-----------|
| * Valentine Elementary District | | | \$620,793 | \$114,425 | \$3,019 | \$0 | \$738,237 |
| Total Attending ADM: 54.855 | Per ADM Amounts: | | \$11,317 | \$2,086 | \$55 | \$0 | \$13,458 |

Yucca Elementary District

| | | | | | | | |
|-----------------------------|------------------|--|-----------|----------|----------|----------|-----------|
| * Yucca Elementary District | | | \$314,228 | \$12,826 | \$11,263 | \$37,229 | \$375,546 |
| Total Attending ADM: 36.890 | Per ADM Amounts: | | \$8,518 | \$348 | \$305 | \$1,009 | \$10,180 |

| | | | | | | | |
|---------------------------------|------------------|--|-----------|-------------|-------------|--------------|---------------|
| Mohave Totals | | | \$314,228 | \$9,899,980 | \$1,404,906 | \$15,533,391 | \$132,640,521 |
| Total Attending ADM: 23,134.653 | Per ADM Amounts: | | \$14 | \$428 | \$61 | \$671 | \$5,733 |

Expenditures by Fund for District Schools

| Maintenance & Operation Expenditures | Capital Expenditures | Facilities Expenditures | State & Federal Project Expenditures | Total Expenditures |
|--|-------------------------|----------------------------|---|-----------------------|
|--|-------------------------|----------------------------|---|-----------------------|

Navajo County

Blue Ridge Unified District

| | | | | | |
|--------------------------------|--------------------------|-----------|-----------|-------------|--------------|
| * Blue Ridge Unified District | \$15,192,492 | \$893,165 | \$485,189 | \$1,219,075 | \$17,789,921 |
| Total Attending ADM: 2,702.130 | Per ADM Amounts: \$5,622 | \$331 | \$180 | \$451 | \$6,584 |

Cedar Unified District

| | | | | | |
|------------------------------|---------------------------|-----------|----------|-------------|-------------|
| * Cedar Unified District | \$5,102,206 | \$477,900 | \$63,807 | \$1,595,733 | \$7,239,646 |
| Total Attending ADM: 419.675 | Per ADM Amounts: \$12,158 | \$1,139 | \$152 | \$3,802 | \$17,251 |

Heber-Overgaard Unified District

| | | | | | |
|---|--------------------------|-----------|----------|-----------|-------------|
| Capps Elementary School | \$554,267 | \$63,076 | \$0 | \$80,923 | \$698,266 |
| Total Attending ADM: 133.710 | Per ADM Amounts: \$4,145 | \$472 | \$0 | \$605 | \$5,222 |
| Mogollon High School | \$1,020,165 | \$84,180 | \$51,953 | \$68,063 | \$1,224,361 |
| Total Attending ADM: 197.233 | Per ADM Amounts: \$5,172 | \$427 | \$263 | \$345 | \$6,208 |
| Mogollon Jr High School | \$352,081 | \$27,107 | \$2,805 | \$637 | \$382,630 |
| Total Attending ADM: 101.070 | Per ADM Amounts: \$3,484 | \$268 | \$28 | \$6 | \$3,786 |
| Mountain Meadows Primary | \$559,073 | \$47,124 | \$0 | \$162,352 | \$768,549 |
| Total Attending ADM: 157.975 | Per ADM Amounts: \$3,539 | \$298 | \$0 | \$1,028 | \$4,865 |
| Heber-Overgaard Unified District Totals | \$2,485,586 | \$221,487 | \$54,758 | \$311,975 | \$3,073,806 |
| Total Attending ADM: 589.988 | Per ADM Amounts: \$4,213 | \$375 | \$93 | \$529 | \$5,210 |

Holbrook Unified District

| | | | | | |
|--------------------------------|--------------------------|-------------|----------|-------------|--------------|
| * Holbrook Unified District | \$14,538,530 | \$2,389,717 | \$22,253 | \$2,355,696 | \$19,306,196 |
| Total Attending ADM: 1,934.440 | Per ADM Amounts: \$7,516 | \$1,235 | \$12 | \$1,218 | \$9,980 |

Joseph City Unified District

| | | | | | |
|-------------------------------------|--------------------------|-----------|----------|-----------|-------------|
| Joseph City Elementary School | \$915,000 | \$35,470 | \$62,349 | \$92,183 | \$1,105,002 |
| Total Attending ADM: 239.880 | Per ADM Amounts: \$3,814 | \$148 | \$260 | \$384 | \$4,606 |
| Joseph City High School | \$1,137,523 | \$66,641 | \$1,163 | \$48,713 | \$1,254,040 |
| Total Attending ADM: 155.200 | Per ADM Amounts: \$7,329 | \$429 | \$7 | \$314 | \$8,080 |
| Joseph City Unified District Totals | \$2,052,523 | \$102,111 | \$63,512 | \$140,896 | \$2,359,042 |
| Total Attending ADM: 395.080 | Per ADM Amounts: \$5,195 | \$258 | \$161 | \$357 | \$5,971 |

Expenditures by Fund for District Schools

| Maintenance & Operation Expenditures | Capital Expenditures | Facilities Expenditures | State & Federal Project Expenditures | Total Expenditures |
|--|-------------------------|----------------------------|---|-----------------------|
|--|-------------------------|----------------------------|---|-----------------------|

Navajo County

Kayenta Unified District

| | | | | | | | |
|---------------------------------|------------------|--|--------------|-------------|-----------|-------------|--------------|
| Kayenta Intermediate School | | | \$1,905,140 | \$215,344 | \$0 | \$636,371 | \$2,756,854 |
| Total Attending ADM: 404.880 | Per ADM Amounts: | | \$4,705 | \$532 | \$0 | \$1,572 | \$6,809 |
| Kayenta Middle School | | | \$2,170,643 | \$276,004 | \$0 | \$328,892 | \$2,775,539 |
| Total Attending ADM: 534.010 | Per ADM Amounts: | | \$4,065 | \$517 | \$0 | \$616 | \$5,198 |
| Kayenta Primary School | | | \$2,274,945 | \$1,285,909 | \$276,617 | \$733,767 | \$4,571,237 |
| Total Attending ADM: 349.130 | Per ADM Amounts: | | \$6,516 | \$3,683 | \$792 | \$2,102 | \$13,093 |
| Monument Valley High School | | | \$3,811,760 | \$2,304,245 | \$61,653 | \$770,793 | \$6,948,451 |
| Total Attending ADM: 894.910 | Per ADM Amounts: | | \$4,259 | \$2,575 | \$69 | \$861 | \$7,764 |
| Kayenta Unified District Totals | | | \$10,162,488 | \$4,081,501 | \$338,269 | \$2,469,823 | \$17,052,081 |
| Total Attending ADM: 2,182.930 | Per ADM Amounts: | | \$4,655 | \$1,870 | \$155 | \$1,131 | \$7,812 |

NAVIT

| | | | | | | | |
|--|------------------|--|-------------|-----------|-----|-----|-------------|
| Alchesay High School | | | \$278,047 | \$23,783 | \$0 | \$0 | \$301,830 |
| Total Attending ADM: 94.068 | Per ADM Amounts: | | \$2,956 | \$253 | \$0 | \$0 | \$3,209 |
| Blue Ridge High School | | | \$295,455 | \$25,339 | \$0 | \$0 | \$320,795 |
| Total Attending ADM: 133.995 | Per ADM Amounts: | | \$2,205 | \$189 | \$0 | \$0 | \$2,394 |
| Holbrook High School (Satellite Campus) | | | \$376,455 | \$32,580 | \$0 | \$0 | \$409,036 |
| Total Attending ADM: 128.865 | Per ADM Amounts: | | \$2,921 | \$253 | \$0 | \$0 | \$3,174 |
| Joseph City High School (Satellite Campus) | | | \$93,509 | \$7,286 | \$0 | \$0 | \$100,796 |
| Total Attending ADM: 25.935 | Per ADM Amounts: | | \$3,606 | \$281 | \$0 | \$0 | \$3,886 |
| Mogollon HS (Heber-Overgaard) - Satellite Campus | | | \$100,376 | \$7,900 | \$0 | \$0 | \$108,276 |
| Total Attending ADM: 34.208 | Per ADM Amounts: | | \$2,934 | \$231 | \$0 | \$0 | \$3,165 |
| NAVIT Courses | | | \$1,091,222 | \$786,274 | \$0 | \$0 | \$1,877,495 |
| Total Attending ADM: 326.563 | Per ADM Amounts: | | \$3,342 | \$2,408 | \$0 | \$0 | \$5,749 |
| Payson High School - Satellite Campus | | | \$323,966 | \$27,888 | \$0 | \$0 | \$351,854 |
| Total Attending ADM: 104.983 | Per ADM Amounts: | | \$3,086 | \$266 | \$0 | \$0 | \$3,352 |
| Round Valley High School - Satellite Campus | | | \$176,882 | \$14,740 | \$0 | \$0 | \$191,622 |
| Total Attending ADM: 69.015 | Per ADM Amounts: | | \$2,563 | \$214 | \$0 | \$0 | \$2,777 |

Expenditures by Fund for District Schools

| Maintenance & Operation Expenditures | Capital Expenditures | Facilities Expenditures | State & Federal Project Expenditures | Total Expenditures |
|--|-------------------------|----------------------------|---|-----------------------|
|--|-------------------------|----------------------------|---|-----------------------|

Navajo County

NAVIT

| | | | | | | | |
|---|------------------|--|--------------|-------------|-------------|-------------|--------------|
| Show Low High School - Satellite Campus | | | \$359,979 | \$31,107 | \$0 | \$0 | \$391,086 |
| Total Attending ADM: 98.340 | Per ADM Amounts: | | \$3,661 | \$316 | \$0 | \$0 | \$3,977 |
| Snowflake High School - Satellite Campus | | | \$333,759 | \$28,763 | \$0 | \$0 | \$362,522 |
| Total Attending ADM: 117.020 | Per ADM Amounts: | | \$2,852 | \$246 | \$0 | \$0 | \$3,098 |
| St. Johns High School | | | \$179,803 | \$15,001 | \$0 | \$0 | \$194,803 |
| Total Attending ADM: 62.030 | Per ADM Amounts: | | \$2,899 | \$242 | \$0 | \$0 | \$3,140 |
| Winslow High School | | | \$424,356 | \$36,862 | \$0 | \$0 | \$461,219 |
| Total Attending ADM: 179.345 | Per ADM Amounts: | | \$2,366 | \$206 | \$0 | \$0 | \$2,572 |
| NAVIT Totals | | | \$4,033,809 | \$1,037,524 | \$0 | \$0 | \$5,071,333 |
| Total Attending ADM: 1,374.365 | Per ADM Amounts: | | \$2,935 | \$755 | \$0 | \$0 | \$3,690 |
| Northeast Arizona Technological Institute of Vocational | | | | | | | |
| * Northeast Arizona Technological Institute of Vocational | | | \$2,215,914 | \$627,786 | \$0 | \$0 | \$2,843,700 |
| Total Attending ADM: 851.198 | Per ADM Amounts: | | \$2,603 | \$738 | \$0 | \$0 | \$3,341 |
| Pinon Unified District | | | | | | | |
| * Pinon Unified District | | | \$14,412,338 | \$3,847,157 | \$6,530 | \$3,771,750 | \$22,037,775 |
| Total Attending ADM: 1,281.930 | Per ADM Amounts: | | \$11,243 | \$3,001 | \$5 | \$2,942 | \$17,191 |
| Rainbow Accommodation School | | | | | | | |
| * Rainbow Accommodation School | | | \$808,663 | \$106,740 | \$1,054,101 | \$84,245 | \$2,053,749 |
| Total Attending ADM: 23.250 | Per ADM Amounts: | | \$34,781 | \$4,591 | \$45,338 | \$3,623 | \$88,333 |
| Show Low Unified District | | | | | | | |
| * Show Low Unified District | | | \$12,994,204 | \$1,825,480 | \$154,915 | \$1,882,404 | \$16,857,003 |
| Total Attending ADM: 2,427.708 | Per ADM Amounts: | | \$5,352 | \$752 | \$64 | \$775 | \$6,944 |
| Snowflake Unified District | | | | | | | |
| * Snowflake Unified District | | | \$12,710,660 | \$716,585 | \$125,952 | \$1,592,569 | \$15,145,766 |
| Total Attending ADM: 2,412.545 | Per ADM Amounts: | | \$5,269 | \$297 | \$52 | \$660 | \$6,278 |

Expenditures by Fund for District Schools

| | | | | |
|--|-------------------------|----------------------------|---|-----------------------|
| Maintenance & Operation Expenditures | Capital Expenditures | Facilities Expenditures | State & Federal Project Expenditures | Total Expenditures |
|--|-------------------------|----------------------------|---|-----------------------|

Navajo County

Whiteriver Unified District

| | | | | | | |
|--------------------------------|------------------|--------------|--------------|-----------|-------------|--------------|
| * Whiteriver Unified District | | \$34,324,745 | \$11,381,789 | \$405,948 | \$4,473,443 | \$50,585,925 |
| Total Attending ADM: 1,954.705 | Per ADM Amounts: | \$17,560 | \$5,823 | \$208 | \$2,289 | \$25,879 |

Winslow Unified District

| | | | | | | |
|---------------------------------|------------------|-------------|--------------|-------------|--------------|---------------|
| Bonnie Brennan School | | \$1,203,782 | \$99,179 | \$30,062 | \$360,887 | \$1,693,910 |
| Total Attending ADM: 386.300 | Per ADM Amounts: | \$3,116 | \$257 | \$78 | \$934 | \$4,385 |
| Jefferson Elementary School | | \$1,163,917 | \$88,319 | \$46,518 | \$144,318 | \$1,443,072 |
| Total Attending ADM: 354.150 | Per ADM Amounts: | \$3,287 | \$249 | \$131 | \$408 | \$4,075 |
| Washington School | | \$1,281,591 | \$100,080 | \$0 | \$173,574 | \$1,555,245 |
| Total Attending ADM: 352.820 | Per ADM Amounts: | \$3,632 | \$284 | \$0 | \$492 | \$4,408 |
| Winslow High School | | \$3,192,404 | \$238,917 | \$4,000 | \$349,892 | \$3,785,213 |
| Total Attending ADM: 831.118 | Per ADM Amounts: | \$3,841 | \$287 | \$5 | \$421 | \$4,554 |
| Winslow Junior High School | | \$1,537,756 | \$110,272 | \$69,183 | \$94,489 | \$1,811,700 |
| Total Attending ADM: 392.500 | Per ADM Amounts: | \$3,918 | \$281 | \$176 | \$241 | \$4,616 |
| Winslow Unified District Totals | | \$8,379,450 | \$636,767 | \$149,763 | \$1,123,160 | \$10,289,140 |
| Total Attending ADM: 2,316.888 | Per ADM Amounts: | \$3,617 | \$275 | \$65 | \$485 | \$4,441 |
| Navajo Totals | | \$1,537,756 | \$28,345,709 | \$2,924,997 | \$21,020,769 | \$191,705,083 |
| Total Attending ADM: 20,866.830 | Per ADM Amounts: | \$74 | \$1,358 | \$140 | \$1,007 | \$9,187 |

Expenditures by Fund for District Schools

| Maintenance & Operation Expenditures | Capital Expenditures | Facilities Expenditures | State & Federal Project Expenditures | Total Expenditures |
|--|-------------------------|----------------------------|---|-----------------------|
|--|-------------------------|----------------------------|---|-----------------------|

Pima County

Ajo Unified District

| | | | | | | |
|------------------------------|------------------|-------------|-----------|---------|-----------|-------------|
| * Ajo Unified District | | \$2,865,606 | \$212,877 | \$4,969 | \$513,127 | \$3,596,579 |
| Total Attending ADM: 474.665 | Per ADM Amounts: | \$6,037 | \$448 | \$10 | \$1,081 | \$7,577 |

Altar Valley Elementary District

| | | | | | | |
|------------------------------|------------------|-------------|-----------|----------|-----------|-------------|
| Altar Valley Middle School | | \$1,287,895 | \$133,192 | \$59,606 | \$206,077 | \$1,686,770 |
| Total Attending ADM: 317.320 | Per ADM Amounts: | \$4,059 | \$420 | \$188 | \$649 | \$5,316 |
| Robles Elementary School | | \$946,731 | \$152,904 | \$0 | \$503,651 | \$1,603,286 |
| Total Attending ADM: 333.630 | Per ADM Amounts: | \$2,838 | \$458 | \$0 | \$1,510 | \$4,806 |

Altar Valley Elementary District Totals

| | | | | | | |
|------------------------------|------------------|---------|-------|------|---------|---------|
| Total Attending ADM: 650.950 | Per ADM Amounts: | \$3,433 | \$440 | \$92 | \$1,090 | \$5,054 |
|------------------------------|------------------|---------|-------|------|---------|---------|

Amphitheater Unified District

| | | | | | | |
|--|------------------|-------------|-----------|-----------|-----------|-------------|
| Amphitheater High School | | \$7,208,768 | \$190,121 | \$108,815 | \$711,960 | \$8,219,664 |
| Total Attending ADM: 1,508.528 | Per ADM Amounts: | \$4,779 | \$126 | \$72 | \$472 | \$5,449 |
| Amphitheater Middle School | | \$3,332,902 | \$68,690 | \$409,736 | \$576,132 | \$4,387,460 |
| Total Attending ADM: 764.340 | Per ADM Amounts: | \$4,360 | \$90 | \$536 | \$754 | \$5,740 |
| Canyon Del Oro High School | | \$7,380,892 | \$249,151 | \$573,050 | \$367,840 | \$8,570,933 |
| Total Attending ADM: 1,725.400 | Per ADM Amounts: | \$4,278 | \$144 | \$332 | \$213 | \$4,968 |
| Copper Creek Elementary School | | \$2,527,286 | \$36,056 | \$197,244 | \$185,106 | \$2,945,692 |
| Total Attending ADM: 681.685 | Per ADM Amounts: | \$3,707 | \$53 | \$289 | \$272 | \$4,321 |
| Coronado K-8 School | | \$3,894,474 | \$68,785 | \$60,952 | \$656,858 | \$4,681,069 |
| Total Attending ADM: 1,148.340 | Per ADM Amounts: | \$3,391 | \$60 | \$53 | \$572 | \$4,076 |
| E C Nash School | | \$2,051,832 | \$64,092 | \$74,369 | \$624,552 | \$2,814,845 |
| Total Attending ADM: 555.275 | Per ADM Amounts: | \$3,695 | \$115 | \$134 | \$1,125 | \$5,069 |
| Frances Owen Holaway Elementary School | | \$1,956,397 | \$42,872 | \$218,629 | \$593,904 | \$2,811,802 |
| Total Attending ADM: 426.285 | Per ADM Amounts: | \$4,589 | \$101 | \$513 | \$1,393 | \$6,596 |
| Helen Keeling Elementary School | | \$1,993,928 | \$58,778 | \$203,385 | \$697,010 | \$2,953,101 |
| Total Attending ADM: 447.065 | Per ADM Amounts: | \$4,460 | \$131 | \$455 | \$1,559 | \$6,606 |

Expenditures by Fund for District Schools

| | | | | |
|--|-------------------------|----------------------------|---|-----------------------|
| Maintenance & Operation Expenditures | Capital Expenditures | Facilities Expenditures | State & Federal Project Expenditures | Total Expenditures |
|--|-------------------------|----------------------------|---|-----------------------|

Pima County

Amphitheater Unified District

| | | | | | | | |
|--------------------------------------|------------------|--|--------------|-------------|-------------|-------------|--------------|
| Ironwood Ridge High School | | | \$6,928,338 | \$232,398 | \$93,685 | \$201,651 | \$7,456,072 |
| Total Attending ADM: 1,937.203 | Per ADM Amounts: | | \$3,576 | \$120 | \$48 | \$104 | \$3,849 |
| L M Prince School | | | \$2,424,192 | \$51,543 | \$9,589 | \$59,061 | \$2,544,385 |
| Total Attending ADM: 624.560 | Per ADM Amounts: | | \$3,881 | \$83 | \$15 | \$95 | \$4,074 |
| La Cima Middle School | | | \$2,869,534 | \$101,659 | \$333,219 | \$518,639 | \$3,823,051 |
| Total Attending ADM: 721.570 | Per ADM Amounts: | | \$3,977 | \$141 | \$462 | \$719 | \$5,298 |
| Lawrence W Cross Middle School | | | \$3,588,423 | \$74,083 | \$89,605 | \$15,942 | \$3,768,053 |
| Total Attending ADM: 878.350 | Per ADM Amounts: | | \$4,085 | \$84 | \$102 | \$18 | \$4,290 |
| Lulu Walker School | | | \$1,887,433 | \$46,144 | \$70,721 | \$280,357 | \$2,284,655 |
| Total Attending ADM: 508.075 | Per ADM Amounts: | | \$3,715 | \$91 | \$139 | \$552 | \$4,497 |
| Marion Donaldson Elementary School | | | \$1,642,542 | \$41,307 | \$4,190 | \$237,534 | \$1,925,573 |
| Total Attending ADM: 358.740 | Per ADM Amounts: | | \$4,579 | \$115 | \$12 | \$662 | \$5,368 |
| Mesa Verde Elementary School | | | \$1,583,640 | \$46,176 | \$223,897 | \$330,515 | \$2,184,228 |
| Total Attending ADM: 390.985 | Per ADM Amounts: | | \$4,050 | \$118 | \$573 | \$845 | \$5,586 |
| Painted Sky Elementary School | | | \$2,247,015 | \$57,666 | \$0 | \$106,928 | \$2,411,609 |
| Total Attending ADM: 690.020 | Per ADM Amounts: | | \$3,256 | \$84 | \$0 | \$155 | \$3,495 |
| Richard B Wilson Jr School | | | \$4,585,915 | \$121,445 | \$10,843 | \$580,048 | \$5,298,251 |
| Total Attending ADM: 1,343.285 | Per ADM Amounts: | | \$3,414 | \$90 | \$8 | \$432 | \$3,944 |
| Rillito Center | | | \$849,835 | \$7,513 | \$0 | \$408,282 | \$1,265,630 |
| Total Attending ADM: 79.510 | Per ADM Amounts: | | \$10,688 | \$94 | \$0 | \$5,135 | \$15,918 |
| Rio Vista Elementary School | | | \$2,231,942 | \$35,655 | \$77,604 | \$405,668 | \$2,750,869 |
| Total Attending ADM: 557.030 | Per ADM Amounts: | | \$4,007 | \$64 | \$139 | \$728 | \$4,938 |
| Winifred Harelson Elementary School | | | \$1,862,439 | \$47,799 | \$18,402 | \$132,666 | \$2,061,306 |
| Total Attending ADM: 456.980 | Per ADM Amounts: | | \$4,076 | \$105 | \$40 | \$290 | \$4,511 |
| Amphitheater Unified District Totals | | | \$63,047,727 | \$1,641,933 | \$2,777,935 | \$7,690,653 | \$75,158,248 |
| Total Attending ADM: 15,803.225 | Per ADM Amounts: | | \$3,990 | \$104 | \$176 | \$487 | \$4,756 |

Expenditures by Fund for District Schools

| | | | | |
|--|-------------------------|----------------------------|---|-----------------------|
| Maintenance & Operation Expenditures | Capital Expenditures | Facilities Expenditures | State & Federal Project Expenditures | Total Expenditures |
|--|-------------------------|----------------------------|---|-----------------------|

Pima County

Catalina Foothills Unified District

| | | | | | | | |
|--|------------------|--|--------------|-----------|-----------|-----------|--------------|
| Canyon View Elementary School | | | \$1,798,866 | \$36,746 | \$30,331 | \$20,143 | \$1,886,086 |
| Total Attending ADM: 397.340 | Per ADM Amounts: | | \$4,527 | \$92 | \$76 | \$51 | \$4,747 |
| Catalina Foothills High School | | | \$7,343,439 | \$193,989 | \$420,849 | \$397,230 | \$8,355,507 |
| Total Attending ADM: 1,836.270 | Per ADM Amounts: | | \$3,999 | \$106 | \$229 | \$216 | \$4,550 |
| Esperero Canyon Middle School | | | \$2,496,175 | \$55,227 | \$0 | \$64,116 | \$2,615,518 |
| Total Attending ADM: 547.790 | Per ADM Amounts: | | \$4,557 | \$101 | \$0 | \$117 | \$4,775 |
| Manzanita School | | | \$1,976,329 | \$34,537 | \$4,998 | \$61,975 | \$2,077,839 |
| Total Attending ADM: 439.370 | Per ADM Amounts: | | \$4,498 | \$79 | \$11 | \$141 | \$4,729 |
| Orange Grove Middle School | | | \$2,845,919 | \$39,788 | \$6,268 | \$93,803 | \$2,985,778 |
| Total Attending ADM: 648.290 | Per ADM Amounts: | | \$4,390 | \$61 | \$10 | \$145 | \$4,606 |
| Sunrise Drive Elementary School | | | \$1,909,449 | \$37,698 | \$15,854 | \$39,263 | \$2,002,264 |
| Total Attending ADM: 410.970 | Per ADM Amounts: | | \$4,646 | \$92 | \$39 | \$96 | \$4,872 |
| Valley View Preschool | | | \$155,044 | \$793 | \$7,499 | \$33,701 | \$197,037 |
| Total Attending ADM: 10.770 | Per ADM Amounts: | | \$14,396 | \$74 | \$696 | \$3,129 | \$18,295 |
| Ventana Vista Elementary School | | | \$2,009,686 | \$31,789 | \$312,808 | \$42,937 | \$2,397,220 |
| Total Attending ADM: 395.535 | Per ADM Amounts: | | \$5,081 | \$80 | \$791 | \$109 | \$6,061 |
| Catalina Foothills Unified District Totals | | | \$20,534,907 | \$430,567 | \$798,607 | \$753,168 | \$22,517,249 |
| Total Attending ADM: 4,686.335 | Per ADM Amounts: | | \$4,382 | \$92 | \$170 | \$161 | \$4,805 |

Continental Elementary District

| | | | | | | | |
|-----------------------------------|------------------|--|-------------|-----------|----------|-----------|-------------|
| * Continental Elementary District | | | \$2,829,289 | \$139,242 | \$26,185 | \$117,618 | \$3,112,334 |
| Total Attending ADM: 323.760 | Per ADM Amounts: | | \$8,739 | \$430 | \$81 | \$363 | \$9,613 |

Empire Elementary District

| | | | | | | | |
|------------------------------|------------------|--|-----------|-----|-----|-----|-----------|
| * Empire Elementary District | | | \$365,939 | \$0 | \$0 | \$0 | \$365,939 |
| Total Attending ADM: 0.000 | Per ADM Amounts: | | | | | | |

Flowing Wells Unified District

| | | | | | | | |
|------------------------------|------------------|--|-------------|-----------|-----------|-----------|-------------|
| Centennial Elementary School | | | \$1,614,769 | \$102,508 | \$243,021 | \$260,104 | \$2,220,402 |
| Total Attending ADM: 448.250 | Per ADM Amounts: | | \$3,602 | \$229 | \$542 | \$580 | \$4,953 |

Expenditures by Fund for District Schools

| | | | | |
|--|-------------------------|----------------------------|---|-----------------------|
| Maintenance & Operation Expenditures | Capital Expenditures | Facilities Expenditures | State & Federal Project Expenditures | Total Expenditures |
|--|-------------------------|----------------------------|---|-----------------------|

Pima County

Flowing Wells Unified District

| | | | | | | | |
|--|------------------|--|--------------|-------------|-------------|-------------|--------------|
| Flowing Wells Early Childhood Education Center | | | \$206,835 | \$5,713 | \$4,645 | \$264,576 | \$481,769 |
| Total Attending ADM: 35.255 | Per ADM Amounts: | | \$5,867 | \$162 | \$132 | \$7,505 | \$13,665 |
| Flowing Wells High School | | | \$6,498,079 | \$342,251 | \$719,412 | \$684,914 | \$8,244,656 |
| Total Attending ADM: 1,874.315 | Per ADM Amounts: | | \$3,467 | \$183 | \$384 | \$365 | \$4,399 |
| Flowing Wells Junior High School | | | \$3,797,129 | \$170,278 | \$141,695 | \$407,332 | \$4,516,434 |
| Total Attending ADM: 974.620 | Per ADM Amounts: | | \$3,896 | \$175 | \$145 | \$418 | \$4,634 |
| Homer Davis Elementary School | | | \$1,654,180 | \$91,258 | \$49,988 | \$363,159 | \$2,158,585 |
| Total Attending ADM: 464.210 | Per ADM Amounts: | | \$3,563 | \$197 | \$108 | \$782 | \$4,650 |
| J Robert Hendricks Elementary School | | | \$1,850,522 | \$100,162 | \$68,427 | \$20,302 | \$2,039,414 |
| Total Attending ADM: 427.945 | Per ADM Amounts: | | \$4,324 | \$234 | \$160 | \$47 | \$4,766 |
| Laguna Elementary School | | | \$1,768,914 | \$82,647 | \$51,472 | \$468,056 | \$2,371,090 |
| Total Attending ADM: 449.350 | Per ADM Amounts: | | \$3,937 | \$184 | \$115 | \$1,042 | \$5,277 |
| Robert Richardson Elementary School | | | \$1,857,475 | \$95,911 | \$115,489 | \$148,384 | \$2,217,260 |
| Total Attending ADM: 404.945 | Per ADM Amounts: | | \$4,587 | \$237 | \$285 | \$366 | \$5,475 |
| Sentinel Peak High School | | | \$316,495 | \$9,594 | \$17,532 | \$0 | \$343,622 |
| Total Attending ADM: 56.100 | Per ADM Amounts: | | \$5,642 | \$171 | \$313 | \$0 | \$6,125 |
| Walter Douglas Elementary School | | | \$2,139,978 | \$115,554 | \$155,029 | \$443,949 | \$2,854,510 |
| Total Attending ADM: 577.480 | Per ADM Amounts: | | \$3,706 | \$200 | \$268 | \$769 | \$4,943 |
| Flowing Wells Unified District Totals | | | \$21,704,377 | \$1,115,877 | \$1,566,711 | \$3,060,775 | \$27,447,741 |
| Total Attending ADM: 5,712.470 | Per ADM Amounts: | | \$3,799 | \$195 | \$274 | \$536 | \$4,805 |

Indian Oasis-Baboquivari Unified District

| | | | | | | | |
|----------------------------------|------------------|--|-------------|-----------|----------|-----------|-------------|
| Baboquivari High School | | | \$1,624,495 | \$311,121 | \$10,573 | \$780,381 | \$2,726,570 |
| Total Attending ADM: 265.110 | Per ADM Amounts: | | \$6,128 | \$1,174 | \$40 | \$2,944 | \$10,285 |
| Baboquivari Middle School | | | \$712,882 | \$297,732 | \$9,864 | \$183,412 | \$1,203,890 |
| Total Attending ADM: 164.860 | Per ADM Amounts: | | \$4,324 | \$1,806 | \$60 | \$1,113 | \$7,302 |
| Indian Oasis Intermediate School | | | \$1,357,283 | \$116,801 | \$5,323 | \$437,993 | \$1,917,399 |
| Total Attending ADM: 258.000 | Per ADM Amounts: | | \$5,261 | \$453 | \$21 | \$1,698 | \$7,432 |

Expenditures by Fund for District Schools

| Maintenance & Operation Expenditures | Capital Expenditures | Facilities Expenditures | State & Federal Project Expenditures | Total Expenditures |
|--|-------------------------|----------------------------|---|-----------------------|
|--|-------------------------|----------------------------|---|-----------------------|

Pima County

Indian Oasis-Baboquivari Unified District

| | | | | | | | |
|--|------------------|--|-------------|-----------|----------|-------------|-------------|
| Indian Oasis Primary School | | | \$1,491,422 | \$131,857 | \$36,927 | \$551,036 | \$2,211,242 |
| Total Attending ADM: 341.570 | Per ADM Amounts: | | \$4,366 | \$386 | \$108 | \$1,613 | \$6,474 |
| Indian Oasis-Baboquivari Unified District Totals | | | \$5,186,082 | \$857,510 | \$62,686 | \$1,952,822 | \$8,059,101 |
| Total Attending ADM: 1,029.540 | Per ADM Amounts: | | \$5,037 | \$833 | \$61 | \$1,897 | \$7,828 |

Marana Unified District

| | | | | | | | |
|------------------------------------|------------------|--|-------------|-----------|-----------|-----------|-------------|
| A. C. E. | | | \$25,168 | \$7,503 | \$1,240 | \$0 | \$33,912 |
| Total Attending ADM: 15.960 | Per ADM Amounts: | | \$1,577 | \$470 | \$78 | \$0 | \$2,125 |
| Butterfield Elementary School | | | \$2,652,899 | \$113,576 | \$39,694 | \$0 | \$2,806,170 |
| Total Attending ADM: 648.395 | Per ADM Amounts: | | \$4,091 | \$175 | \$61 | \$0 | \$4,328 |
| Coyote Trail Elementary School | | | \$2,686,108 | \$383,764 | \$49,567 | \$0 | \$3,119,439 |
| Total Attending ADM: 844.563 | Per ADM Amounts: | | \$3,180 | \$454 | \$59 | \$0 | \$3,694 |
| Degrazia Elementary School | | | \$2,401,067 | \$88,346 | \$42,757 | \$0 | \$2,532,170 |
| Total Attending ADM: 561.425 | Per ADM Amounts: | | \$4,277 | \$157 | \$76 | \$0 | \$4,510 |
| Desert Winds Elementary School | | | \$1,923,548 | \$223,448 | \$28,704 | \$0 | \$2,175,700 |
| Total Attending ADM: 416.250 | Per ADM Amounts: | | \$4,621 | \$537 | \$69 | \$0 | \$5,227 |
| Ironwood Elementary School | | | \$2,784,723 | \$375,694 | \$19,375 | \$0 | \$3,179,792 |
| Total Attending ADM: 828.395 | Per ADM Amounts: | | \$3,362 | \$454 | \$23 | \$0 | \$3,838 |
| Marana High School | | | \$6,668,616 | \$746,883 | \$436,923 | \$93,027 | \$7,945,449 |
| Total Attending ADM: 1,849.625 | Per ADM Amounts: | | \$3,605 | \$404 | \$236 | \$50 | \$4,296 |
| Marana Middle School | | | \$3,782,335 | \$150,726 | \$61,082 | \$184 | \$3,994,328 |
| Total Attending ADM: 1,040.855 | Per ADM Amounts: | | \$3,634 | \$145 | \$59 | \$0 | \$3,838 |
| Marjorie W Estes Elementary School | | | \$2,449,116 | \$121,220 | \$21,869 | \$0 | \$2,592,205 |
| Total Attending ADM: 572.398 | Per ADM Amounts: | | \$4,279 | \$212 | \$38 | \$0 | \$4,529 |
| Mountain View High School | | | \$7,480,038 | \$285,268 | \$188,964 | \$109,728 | \$8,063,998 |
| Total Attending ADM: 2,137.448 | Per ADM Amounts: | | \$3,500 | \$133 | \$88 | \$51 | \$3,773 |
| Picture Rocks Intermediate School | | | \$1,597,386 | \$99,379 | \$37,811 | \$0 | \$1,734,575 |
| Total Attending ADM: 396.318 | Per ADM Amounts: | | \$4,031 | \$251 | \$95 | \$0 | \$4,377 |

Expenditures by Fund for District Schools

| | | | | |
|--|-------------------------|----------------------------|---|-----------------------|
| Maintenance & Operation Expenditures | Capital Expenditures | Facilities Expenditures | State & Federal Project Expenditures | Total Expenditures |
|--|-------------------------|----------------------------|---|-----------------------|

Pima County

Marana Unified District

| | | | | | | | |
|---------------------------------|------------------|--|--------------|-------------|-------------|-----------|--------------|
| Quail Run Elementary School | | | \$2,186,436 | \$89,376 | \$18,703 | \$0 | \$2,294,514 |
| Total Attending ADM: 564.380 | Per ADM Amounts: | | \$3,874 | \$158 | \$33 | \$0 | \$4,066 |
| Roadrunner Elementary School | | | \$2,085,243 | \$255,795 | \$29,839 | \$0 | \$2,370,877 |
| Total Attending ADM: 531.915 | Per ADM Amounts: | | \$3,920 | \$481 | \$56 | \$0 | \$4,457 |
| Thornydale Elementary School | | | \$2,065,003 | \$78,810 | \$23,271 | \$0 | \$2,167,083 |
| Total Attending ADM: 459.440 | Per ADM Amounts: | | \$4,495 | \$172 | \$51 | \$0 | \$4,717 |
| Tortolita Middle School | | | \$4,047,385 | \$342,921 | \$86,873 | \$0 | \$4,477,178 |
| Total Attending ADM: 1,063.490 | Per ADM Amounts: | | \$3,806 | \$322 | \$82 | \$0 | \$4,210 |
| Twin Peaks Elementary School | | | \$2,331,561 | \$119,656 | \$26,911 | \$0 | \$2,478,129 |
| Total Attending ADM: 731.618 | Per ADM Amounts: | | \$3,187 | \$164 | \$37 | \$0 | \$3,387 |
| Marana Unified District Totals | | | \$47,166,632 | \$3,482,364 | \$1,113,584 | \$202,939 | \$51,965,519 |
| Total Attending ADM: 12,662.473 | Per ADM Amounts: | | \$3,725 | \$275 | \$88 | \$16 | \$4,104 |

Pima Accommodation District

| | | | | | | | |
|-------------------------------|------------------|--|-----------|-----------|-----|-----------|-------------|
| * Pima Accommodation District | | | \$893,546 | \$125,634 | \$0 | \$318,374 | \$1,337,554 |
| Total Attending ADM: 141.870 | Per ADM Amounts: | | \$6,298 | \$886 | \$0 | \$2,244 | \$9,428 |

Redington Elementary District

| | | | | | | | |
|---------------------------------|------------------|--|-----------|-----|-----|-----|-----------|
| * Redington Elementary District | | | \$129,641 | \$0 | \$0 | \$0 | \$129,641 |
| Total Attending ADM: 0.000 | Per ADM Amounts: | | | | | | |

Sahuarita Unified District

| | | | | | | | |
|--------------------------------|------------------|--|-------------|-----------|----------|-----------|-------------|
| Anza Trail | | | \$1,272,290 | \$132,328 | \$0 | \$9,335 | \$1,413,953 |
| Total Attending ADM: 0.000 | Per ADM Amounts: | | | | | | |
| Sahuarita High School | | | \$4,582,059 | \$233,158 | \$491 | \$151,852 | \$4,967,560 |
| Total Attending ADM: 1,229.795 | Per ADM Amounts: | | \$3,726 | \$190 | \$0 | \$123 | \$4,039 |
| Sahuarita Intermediate School | | | \$1,720,371 | \$153,720 | \$96,966 | \$183,564 | \$2,154,621 |
| Total Attending ADM: 831.290 | Per ADM Amounts: | | \$2,070 | \$185 | \$117 | \$221 | \$2,592 |
| Sahuarita Middle School | | | \$2,595,240 | \$67,055 | \$0 | \$149,033 | \$2,811,328 |
| Total Attending ADM: 889.160 | Per ADM Amounts: | | \$2,919 | \$75 | \$0 | \$168 | \$3,162 |

Expenditures by Fund for District Schools

| | | | | |
|--|-------------------------|----------------------------|---|-----------------------|
| Maintenance & Operation Expenditures | Capital Expenditures | Facilities Expenditures | State & Federal Project Expenditures | Total Expenditures |
|--|-------------------------|----------------------------|---|-----------------------|

Pima County

Sahuarita Unified District

| | | | | | | | |
|-----------------------------------|------------------|--|--------------|-----------|-----------|-----------|--------------|
| Sahuarita Primary School | | | \$2,069,716 | \$124,572 | \$10,904 | \$80,067 | \$2,285,259 |
| Total Attending ADM: 714.020 | Per ADM Amounts: | | \$2,899 | \$174 | \$15 | \$112 | \$3,201 |
| Sopori Elementary School | | | \$1,298,024 | \$79,943 | \$0 | \$198,109 | \$1,576,076 |
| Total Attending ADM: 220.935 | Per ADM Amounts: | | \$5,875 | \$362 | \$0 | \$897 | \$7,134 |
| Sahuarita Unified District Totals | | | \$13,537,700 | \$790,776 | \$108,361 | \$771,960 | \$15,208,797 |
| Total Attending ADM: 3,885.200 | Per ADM Amounts: | | \$3,484 | \$204 | \$28 | \$199 | \$3,915 |

San Fernando Elementary District

| | | | | | | | |
|------------------------------------|------------------|--|-----------|-----------|-------------|---------|-------------|
| * San Fernando Elementary District | | | \$209,279 | \$162,905 | \$1,229,145 | \$7,495 | \$1,608,824 |
| Total Attending ADM: 17.460 | Per ADM Amounts: | | \$11,986 | \$9,330 | \$70,398 | \$429 | \$92,143 |

Sunnyside Unified District

| | | | | | | | |
|--------------------------------|------------------|--|-------------|-----------|-----------|-----------|-------------|
| Apollo Middle School | | | \$4,196,123 | \$126,916 | \$5,566 | \$616,335 | \$4,944,940 |
| Total Attending ADM: 1,016.550 | Per ADM Amounts: | | \$4,128 | \$125 | \$5 | \$606 | \$4,864 |
| Billy Lane Lauffer | | | \$3,172,814 | \$190,037 | \$0 | \$254,832 | \$3,617,683 |
| Total Attending ADM: 665.730 | Per ADM Amounts: | | \$4,766 | \$285 | \$0 | \$383 | \$5,434 |
| Challenger Middle School | | | \$3,607,434 | \$113,098 | \$56,482 | \$418,078 | \$4,195,092 |
| Total Attending ADM: 782.650 | Per ADM Amounts: | | \$4,609 | \$145 | \$72 | \$534 | \$5,360 |
| Chaparral Middle School | | | \$3,875,510 | \$141,274 | \$7,555 | \$659,104 | \$4,683,443 |
| Total Attending ADM: 836.980 | Per ADM Amounts: | | \$4,630 | \$169 | \$9 | \$787 | \$5,596 |
| Craycroft Elementary School | | | \$2,105,992 | \$68,129 | \$33,877 | \$658,635 | \$2,866,633 |
| Total Attending ADM: 563.350 | Per ADM Amounts: | | \$3,738 | \$121 | \$60 | \$1,169 | \$5,089 |
| Desert View High School | | | \$7,138,314 | \$269,255 | \$796,481 | \$229,013 | \$8,433,063 |
| Total Attending ADM: 1,675.590 | Per ADM Amounts: | | \$4,260 | \$161 | \$475 | \$137 | \$5,033 |
| Drexel Elementary School | | | \$2,621,954 | \$58,139 | \$105,663 | \$720,637 | \$3,506,393 |
| Total Attending ADM: 624.380 | Per ADM Amounts: | | \$4,199 | \$93 | \$169 | \$1,154 | \$5,616 |
| Elvira Elementary School | | | \$2,561,393 | \$56,630 | \$1,669 | \$351,809 | \$2,971,501 |
| Total Attending ADM: 675.595 | Per ADM Amounts: | | \$3,791 | \$84 | \$2 | \$521 | \$4,398 |

Expenditures by Fund for District Schools

| | | | | |
|--|-------------------------|----------------------------|---|-----------------------|
| Maintenance & Operation Expenditures | Capital Expenditures | Facilities Expenditures | State & Federal Project Expenditures | Total Expenditures |
|--|-------------------------|----------------------------|---|-----------------------|

Pima County

Sunnyside Unified District

| | | | | | | | |
|-----------------------------------|------------------|--|--------------|-------------|-------------|--------------|--------------|
| Esperanza Elementary School | | | \$3,054,509 | \$59,383 | \$13,459 | \$650,388 | \$3,777,739 |
| Total Attending ADM: 812.600 | Per ADM Amounts: | | \$3,759 | \$73 | \$17 | \$800 | \$4,649 |
| Gallego Basic Elementary School | | | \$2,680,494 | \$1,051,407 | \$211,966 | \$293,528 | \$4,237,395 |
| Total Attending ADM: 531.560 | Per ADM Amounts: | | \$5,043 | \$1,978 | \$399 | \$552 | \$7,972 |
| Liberty Elementary School | | | \$2,840,075 | \$80,554 | \$71,274 | \$535,152 | \$3,527,055 |
| Total Attending ADM: 656.315 | Per ADM Amounts: | | \$4,327 | \$123 | \$109 | \$815 | \$5,374 |
| Los Amigos Elementary School | | | \$3,017,482 | \$39,403 | \$106,004 | \$967,396 | \$4,130,285 |
| Total Attending ADM: 692.035 | Per ADM Amounts: | | \$4,360 | \$57 | \$153 | \$1,398 | \$5,968 |
| Los Ninos Elementary School | | | \$2,713,438 | \$88,093 | \$14,703 | \$601,717 | \$3,417,951 |
| Total Attending ADM: 637.285 | Per ADM Amounts: | | \$4,258 | \$138 | \$23 | \$944 | \$5,363 |
| Los Ranchitos Elementary School | | | \$2,574,022 | \$47,460 | \$5,532 | \$696,596 | \$3,323,610 |
| Total Attending ADM: 655.405 | Per ADM Amounts: | | \$3,927 | \$72 | \$8 | \$1,063 | \$5,071 |
| Mission Manor Elementary School | | | \$2,893,559 | \$70,539 | \$46,246 | \$430,823 | \$3,441,167 |
| Total Attending ADM: 659.060 | Per ADM Amounts: | | \$4,390 | \$107 | \$70 | \$654 | \$5,221 |
| Ocotillo Elementary School | | | \$3,188,654 | \$65,015 | \$27,891 | \$884,960 | \$4,166,520 |
| Total Attending ADM: 424.360 | Per ADM Amounts: | | \$7,514 | \$153 | \$66 | \$2,085 | \$9,818 |
| S.T.A.R. Academic Center | | | \$1,070,857 | \$15,177 | \$0 | \$126,750 | \$1,212,784 |
| Total Attending ADM: 138.700 | Per ADM Amounts: | | \$7,721 | \$109 | \$0 | \$914 | \$8,744 |
| Santa Clara Elementary School | | | \$2,264,179 | \$71,635 | \$15,270 | \$587,310 | \$2,938,394 |
| Total Attending ADM: 552.005 | Per ADM Amounts: | | \$4,102 | \$130 | \$28 | \$1,064 | \$5,323 |
| Sierra Middle School | | | \$4,568,097 | \$152,229 | \$14,426 | \$438,088 | \$5,172,840 |
| Total Attending ADM: 1,016.840 | Per ADM Amounts: | | \$4,492 | \$150 | \$14 | \$431 | \$5,087 |
| Summit View Elementary | | | \$1,976,433 | \$42,285 | \$69,311 | \$579,355 | \$2,667,384 |
| Total Attending ADM: 458.530 | Per ADM Amounts: | | \$4,310 | \$92 | \$151 | \$1,264 | \$5,817 |
| Sunnyside High School | | | \$9,748,643 | \$366,245 | \$60,879 | \$868,761 | \$11,044,528 |
| Total Attending ADM: 2,317.955 | Per ADM Amounts: | | \$4,206 | \$158 | \$26 | \$375 | \$4,765 |
| Sunnyside Unified District Totals | | | \$71,869,976 | \$3,172,903 | \$1,664,254 | \$11,569,267 | \$88,276,400 |
| Total Attending ADM: 16,393.475 | Per ADM Amounts: | | \$4,384 | \$194 | \$102 | \$706 | \$5,385 |

Expenditures by Fund for District Schools

| | | | | |
|--|-------------------------|----------------------------|---|-----------------------|
| Maintenance & Operation Expenditures | Capital Expenditures | Facilities Expenditures | State & Federal Project Expenditures | Total Expenditures |
|--|-------------------------|----------------------------|---|-----------------------|

Pima County

Tanque Verde Unified District

| | | | | | | | |
|--------------------------------------|------------------|--|-------------|-----------|-----------|-----------|--------------|
| Agua Caliente School | | | \$2,770,918 | \$123,604 | \$2,028 | \$102,406 | \$2,998,956 |
| Total Attending ADM: 320.255 | Per ADM Amounts: | | \$8,652 | \$386 | \$6 | \$320 | \$9,364 |
| Emily Gray Junior High School | | | \$2,404,086 | \$149,095 | \$117,829 | \$40,316 | \$2,711,326 |
| Total Attending ADM: 317.600 | Per ADM Amounts: | | \$7,570 | \$469 | \$371 | \$127 | \$8,537 |
| Tanque Verde Elementary School | | | \$3,708,388 | \$183,345 | \$13,227 | \$149,014 | \$4,053,974 |
| Total Attending ADM: 511.760 | Per ADM Amounts: | | \$7,246 | \$358 | \$26 | \$291 | \$7,922 |
| Tanque Verde High School | | | \$1,067,710 | \$85,651 | \$11,194 | \$56,119 | \$1,220,674 |
| Total Attending ADM: 128.720 | Per ADM Amounts: | | \$8,295 | \$665 | \$87 | \$436 | \$9,483 |
| Tanque Verde Unified District Totals | | | \$9,951,102 | \$541,695 | \$144,278 | \$347,855 | \$10,984,930 |
| Total Attending ADM: 1,278.335 | Per ADM Amounts: | | \$7,784 | \$424 | \$113 | \$272 | \$8,593 |

Tucson Unified District

| | | | | | | | |
|-----------------------------------|------------------|--|-------------|----------|----------|-----------|-------------|
| Alice Vail Middle School | | | \$3,640,978 | \$52,935 | \$17,901 | \$14,830 | \$3,726,644 |
| Total Attending ADM: 700.010 | Per ADM Amounts: | | \$5,201 | \$76 | \$26 | \$21 | \$5,324 |
| Anna Henry Elementary School | | | \$1,182,535 | \$13,215 | \$1,459 | \$128,964 | \$1,326,173 |
| Total Attending ADM: 303.805 | Per ADM Amounts: | | \$3,892 | \$43 | \$5 | \$424 | \$4,365 |
| Anna Lawrence Intermediate School | | | \$1,139,118 | \$19,307 | \$4,260 | \$286,782 | \$1,449,467 |
| Total Attending ADM: 285.975 | Per ADM Amounts: | | \$3,983 | \$68 | \$15 | \$1,003 | \$5,069 |
| Annie Kellond Elementary School | | | \$1,676,657 | \$29,656 | \$1,524 | \$65,563 | \$1,773,400 |
| Total Attending ADM: 325.740 | Per ADM Amounts: | | \$5,147 | \$91 | \$5 | \$201 | \$5,444 |
| Art Works Academy | | | \$123,779 | \$2,336 | \$0 | \$0 | \$126,115 |
| Total Attending ADM: 18.580 | Per ADM Amounts: | | \$6,662 | \$126 | \$0 | \$0 | \$6,788 |
| Aztec Middle College | | | \$78,315 | \$0 | \$0 | \$65,536 | \$143,851 |
| Total Attending ADM: 20.510 | Per ADM Amounts: | | \$3,818 | \$0 | \$0 | \$3,195 | \$7,014 |
| Aztec Middle College - East | | | \$91,359 | \$0 | \$0 | \$0 | \$91,359 |
| Total Attending ADM: 26.350 | Per ADM Amounts: | | \$3,467 | \$0 | \$0 | \$0 | \$3,467 |
| Aztec Middle College Northwest | | | \$84,001 | \$432 | \$0 | \$0 | \$84,433 |
| Total Attending ADM: 22.175 | Per ADM Amounts: | | \$3,788 | \$19 | \$0 | \$0 | \$3,808 |

Expenditures by Fund for District Schools

| | | | | |
|--|-------------------------|----------------------------|---|-----------------------|
| Maintenance & Operation Expenditures | Capital Expenditures | Facilities Expenditures | State & Federal Project Expenditures | Total Expenditures |
|--|-------------------------|----------------------------|---|-----------------------|

Pima County

Tucson Unified District

| | | | | | | | |
|--|------------------|--|-------------|-----------|----------|-----------|-------------|
| Blenman Elementary School | | | \$2,181,626 | \$29,243 | \$74,187 | \$205,466 | \$2,490,522 |
| Total Attending ADM: 570.255 | Per ADM Amounts: | | \$3,826 | \$51 | \$130 | \$360 | \$4,367 |
| Bloom Elementary | | | \$1,342,239 | \$6,529 | \$33,822 | \$80,876 | \$1,463,466 |
| Total Attending ADM: 252.125 | Per ADM Amounts: | | \$5,324 | \$26 | \$134 | \$321 | \$5,805 |
| Bonillas Elementary Basic Curriculum Magnet School | | | \$1,643,060 | \$22,443 | \$2,651 | \$36,676 | \$1,704,830 |
| Total Attending ADM: 404.330 | Per ADM Amounts: | | \$4,064 | \$56 | \$7 | \$91 | \$4,216 |
| Booth-Fickett Math/Science Magnet School | | | \$4,716,888 | \$89,780 | \$53,827 | \$348,634 | \$5,209,129 |
| Total Attending ADM: 932.765 | Per ADM Amounts: | | \$5,057 | \$96 | \$58 | \$374 | \$5,585 |
| Borman Elementary School | | | \$1,508,107 | \$21,156 | \$30,444 | \$99,774 | \$1,659,481 |
| Total Attending ADM: 427.550 | Per ADM Amounts: | | \$3,527 | \$49 | \$71 | \$233 | \$3,881 |
| Borton Primary Magnet School | | | \$1,484,193 | \$29,905 | \$5,334 | \$86,949 | \$1,606,381 |
| Total Attending ADM: 212.665 | Per ADM Amounts: | | \$6,979 | \$141 | \$25 | \$409 | \$7,554 |
| Brichta Elementary School | | | \$1,493,521 | \$220,494 | \$59,980 | \$13,814 | \$1,787,809 |
| Total Attending ADM: 346.105 | Per ADM Amounts: | | \$4,315 | \$637 | \$173 | \$40 | \$5,166 |
| Broadway Bridge Alternative School | | | \$59,515 | \$635 | \$3,902 | \$0 | \$64,052 |
| Total Attending ADM: 15.210 | Per ADM Amounts: | | \$3,913 | \$42 | \$257 | \$0 | \$4,211 |
| C E Rose Elementary School | | | \$1,409,176 | \$29,327 | \$1,988 | \$589,516 | \$2,030,007 |
| Total Attending ADM: 435.510 | Per ADM Amounts: | | \$3,236 | \$67 | \$5 | \$1,354 | \$4,661 |
| Carrillo Intermediate Magnet School | | | \$1,314,769 | \$12,507 | \$1,613 | \$16,372 | \$1,345,261 |
| Total Attending ADM: 178.365 | Per ADM Amounts: | | \$7,371 | \$70 | \$9 | \$92 | \$7,542 |
| Carson Middle School | | | \$2,279,506 | \$31,241 | \$24,196 | \$114,720 | \$2,449,663 |
| Total Attending ADM: 603.880 | Per ADM Amounts: | | \$3,775 | \$52 | \$40 | \$190 | \$4,057 |
| Catalina High Magnet School | | | \$7,397,730 | \$987,429 | \$11,687 | \$914,444 | \$9,311,290 |
| Total Attending ADM: 1,532.618 | Per ADM Amounts: | | \$4,827 | \$644 | \$8 | \$597 | \$6,075 |
| Cavett Elementary School | | | \$1,313,802 | \$18,295 | \$50,369 | \$389,878 | \$1,772,344 |
| Total Attending ADM: 403.850 | Per ADM Amounts: | | \$3,253 | \$45 | \$125 | \$965 | \$4,389 |
| Cholla High Magnet School | | | \$8,749,972 | \$621,232 | \$47,933 | \$385,274 | \$9,804,411 |
| Total Attending ADM: 1,741.973 | Per ADM Amounts: | | \$5,023 | \$357 | \$28 | \$221 | \$5,628 |

Expenditures by Fund for District Schools

Maintenance
& Operation
ExpendituresCapital
ExpendituresFacilities
ExpendituresState &
Federal
Project
ExpendituresTotal
Expenditures

Pima County

Tucson Unified District

| | | | | | | | |
|----------------------------------|------------------|--|-------------|-----------|-----------|-----------|-------------|
| Collier Elementary School | | | \$1,428,479 | \$19,025 | \$3,668 | \$68,424 | \$1,519,596 |
| Total Attending ADM: 313.115 | Per ADM Amounts: | | \$4,562 | \$61 | \$12 | \$219 | \$4,853 |
| Corbett Elementary School | | | \$2,074,772 | \$26,447 | \$3,259 | \$71,113 | \$2,175,591 |
| Total Attending ADM: 559.185 | Per ADM Amounts: | | \$3,710 | \$47 | \$6 | \$127 | \$3,891 |
| Cragin Elementary School | | | \$2,469,176 | \$34,401 | \$1,628 | \$279,906 | \$2,785,111 |
| Total Attending ADM: 485.010 | Per ADM Amounts: | | \$5,091 | \$71 | \$3 | \$577 | \$5,742 |
| Davidson Elementary School | | | \$1,363,543 | \$91,794 | \$433,428 | \$413,303 | \$2,302,068 |
| Total Attending ADM: 357.360 | Per ADM Amounts: | | \$3,816 | \$257 | \$1,213 | \$1,157 | \$6,442 |
| Davis Bilingual Magnet School | | | \$1,555,952 | \$19,802 | \$45,200 | \$2,410 | \$1,623,364 |
| Total Attending ADM: 236.875 | Per ADM Amounts: | | \$6,569 | \$84 | \$191 | \$10 | \$6,853 |
| Dietz Elementary School | | | \$1,597,947 | \$20,308 | \$13,023 | \$93,307 | \$1,724,585 |
| Total Attending ADM: 418.525 | Per ADM Amounts: | | \$3,818 | \$49 | \$31 | \$223 | \$4,121 |
| Direct Link I | | | \$143,156 | \$0 | \$0 | \$76,733 | \$219,889 |
| Total Attending ADM: 12.975 | Per ADM Amounts: | | \$11,033 | \$0 | \$0 | \$5,914 | \$16,947 |
| Direct Link II | | | \$197,128 | \$0 | \$0 | \$131,239 | \$328,367 |
| Total Attending ADM: 34.960 | Per ADM Amounts: | | \$5,639 | \$0 | \$0 | \$3,754 | \$9,393 |
| Doolen Middle School | | | \$3,932,202 | \$51,175 | \$149,190 | \$122,000 | \$4,254,567 |
| Total Attending ADM: 807.770 | Per ADM Amounts: | | \$4,868 | \$63 | \$185 | \$151 | \$5,267 |
| Downtown Alternative High School | | | \$134,749 | \$1,197 | \$0 | \$20,461 | \$156,407 |
| Total Attending ADM: 50.000 | Per ADM Amounts: | | \$2,695 | \$24 | \$0 | \$409 | \$3,128 |
| Drachman Primary Magnet School | | | \$1,735,631 | \$114,255 | \$1,172 | \$67,219 | \$1,918,277 |
| Total Attending ADM: 257.965 | Per ADM Amounts: | | \$6,728 | \$443 | \$5 | \$261 | \$7,436 |
| Duffy Elementary School | | | \$1,384,869 | \$14,870 | \$17,451 | \$209,159 | \$1,626,349 |
| Total Attending ADM: 290.260 | Per ADM Amounts: | | \$4,771 | \$51 | \$60 | \$721 | \$5,603 |
| Dunham Elementary School | | | \$1,134,355 | \$16,901 | \$3,919 | \$54,652 | \$1,209,827 |
| Total Attending ADM: 313.295 | Per ADM Amounts: | | \$3,621 | \$54 | \$13 | \$174 | \$3,862 |
| Ford Elementary | | | \$1,106,194 | \$18,376 | \$8,310 | \$3,065 | \$1,135,945 |
| Total Attending ADM: 324.970 | Per ADM Amounts: | | \$3,404 | \$57 | \$26 | \$9 | \$3,496 |

Expenditures by Fund for District Schools

| | | | | |
|--|-------------------------|----------------------------|---|-----------------------|
| Maintenance & Operation Expenditures | Capital Expenditures | Facilities Expenditures | State & Federal Project Expenditures | Total Expenditures |
|--|-------------------------|----------------------------|---|-----------------------|

Pima County

Tucson Unified District

| | | | | | | | |
|-------------------------------------|------------------|--|-------------|-----------|-----------|-----------|-------------|
| Fort Lowell Elementary School | | | \$1,746,982 | \$24,213 | \$4,667 | \$218,063 | \$1,993,925 |
| Total Attending ADM: 265.310 | Per ADM Amounts: | | \$6,585 | \$91 | \$18 | \$822 | \$7,515 |
| Frances J Warren Elementary School | | | \$1,235,261 | \$13,957 | \$143,739 | \$194,623 | \$1,587,580 |
| Total Attending ADM: 311.530 | Per ADM Amounts: | | \$3,965 | \$45 | \$461 | \$625 | \$5,096 |
| Fruchthendler Elementary School | | | \$1,290,073 | \$20,729 | \$9,777 | \$59,687 | \$1,380,266 |
| Total Attending ADM: 383.640 | Per ADM Amounts: | | \$3,363 | \$54 | \$25 | \$156 | \$3,598 |
| Gale Elementary School | | | \$1,166,445 | \$18,429 | \$23,641 | \$257,943 | \$1,466,458 |
| Total Attending ADM: 311.935 | Per ADM Amounts: | | \$3,739 | \$59 | \$76 | \$827 | \$4,701 |
| Gridley Middle School | | | \$2,294,747 | \$23,721 | \$24,252 | \$371,487 | \$2,714,207 |
| Total Attending ADM: 729.310 | Per ADM Amounts: | | \$3,146 | \$33 | \$33 | \$509 | \$3,722 |
| Harold Steele Elementary School | | | \$1,508,824 | \$19,144 | \$4,148 | \$205,170 | \$1,737,286 |
| Total Attending ADM: 362.815 | Per ADM Amounts: | | \$4,159 | \$53 | \$11 | \$565 | \$4,788 |
| Harriet Johnson Primary School | | | \$1,175,499 | \$42,951 | \$9,663 | \$316,150 | \$1,544,263 |
| Total Attending ADM: 295.600 | Per ADM Amounts: | | \$3,977 | \$145 | \$33 | \$1,070 | \$5,224 |
| Henry Hank Oyama | | | \$1,338,287 | \$13,781 | \$13,249 | \$676,351 | \$2,041,668 |
| Total Attending ADM: 500.765 | Per ADM Amounts: | | \$2,672 | \$28 | \$26 | \$1,351 | \$4,077 |
| Hohokam Middle School | | | \$3,142,315 | \$44,208 | \$50,295 | \$549,536 | \$3,786,354 |
| Total Attending ADM: 795.370 | Per ADM Amounts: | | \$3,951 | \$56 | \$63 | \$691 | \$4,760 |
| Holladay Intermediate Magnet School | | | \$1,312,497 | \$229,214 | \$55,759 | \$18,986 | \$1,616,456 |
| Total Attending ADM: 186.360 | Per ADM Amounts: | | \$7,043 | \$1,230 | \$299 | \$102 | \$8,674 |
| Hollinger Elementary School | | | \$2,058,494 | \$21,809 | \$3,043 | \$563,925 | \$2,647,271 |
| Total Attending ADM: 509.750 | Per ADM Amounts: | | \$4,038 | \$43 | \$6 | \$1,106 | \$5,193 |
| Howell Peter Elementary | | | \$1,613,606 | \$18,076 | \$2,017 | \$16,473 | \$1,650,172 |
| Total Attending ADM: 327.560 | Per ADM Amounts: | | \$4,926 | \$55 | \$6 | \$50 | \$5,038 |
| Howenstine High School | | | \$2,025,350 | \$325,154 | \$11,893 | \$642,758 | \$3,005,155 |
| Total Attending ADM: 189.215 | Per ADM Amounts: | | \$10,704 | \$1,718 | \$63 | \$3,397 | \$15,882 |
| Hudlow Elementary School | | | \$1,380,057 | \$15,526 | \$25,827 | \$143,147 | \$1,564,557 |
| Total Attending ADM: 333.300 | Per ADM Amounts: | | \$4,141 | \$47 | \$77 | \$429 | \$4,694 |

Expenditures by Fund for District Schools

Maintenance
& Operation
ExpendituresCapital
ExpendituresFacilities
ExpendituresState &
Federal
Project
ExpendituresTotal
Expenditures

Pima County

Tucson Unified District

| | | | | | | | |
|--|------------------|--|-------------|----------|-----------|-------------|-------------|
| Ida Flood Dodge Traditional Middle Magnet School | | | \$1,914,509 | \$31,824 | \$11,866 | \$5,621 | \$1,963,820 |
| Total Attending ADM: 428.920 | Per ADM Amounts: | | \$4,464 | \$74 | \$28 | \$13 | \$4,579 |
| Irene Erickson Elementary School | | | \$1,622,397 | \$17,293 | \$50,456 | \$121,921 | \$1,812,067 |
| Total Attending ADM: 423.155 | Per ADM Amounts: | | \$3,834 | \$41 | \$119 | \$288 | \$4,282 |
| Jefferson Park Elementary School | | | \$1,403,434 | \$22,292 | \$4,848 | \$33,140 | \$1,463,714 |
| Total Attending ADM: 204.040 | Per ADM Amounts: | | \$6,878 | \$109 | \$24 | \$162 | \$7,174 |
| John E White Elementary School | | | \$2,095,397 | \$34,589 | \$87,879 | \$27,546 | \$2,245,411 |
| Total Attending ADM: 638.180 | Per ADM Amounts: | | \$3,283 | \$54 | \$138 | \$43 | \$3,518 |
| John E Wright Elementary School | | | \$1,523,227 | \$30,044 | \$55,811 | \$526,114 | \$2,135,196 |
| Total Attending ADM: 492.750 | Per ADM Amounts: | | \$3,091 | \$61 | \$113 | \$1,068 | \$4,333 |
| Joyce Drake Alternative Middle School | | | \$128,255 | \$2,187 | \$103,143 | \$22,862 | \$256,447 |
| Total Attending ADM: 23.490 | Per ADM Amounts: | | \$5,460 | \$93 | \$4,391 | \$973 | \$10,917 |
| Laura N. Banks Elementary | | | \$1,308,065 | \$38,808 | \$22,985 | \$85,955 | \$1,455,813 |
| Total Attending ADM: 439.355 | Per ADM Amounts: | | \$2,977 | \$88 | \$52 | \$196 | \$3,314 |
| Lineweaver Elementary School | | | \$1,662,372 | \$19,141 | \$1,969 | \$178,887 | \$1,862,369 |
| Total Attending ADM: 413.200 | Per ADM Amounts: | | \$4,023 | \$46 | \$5 | \$433 | \$4,507 |
| Lynn Urquides | | | \$2,931,241 | \$48,492 | \$56,587 | \$1,086,812 | \$4,123,132 |
| Total Attending ADM: 852.965 | Per ADM Amounts: | | \$3,437 | \$57 | \$66 | \$1,274 | \$4,834 |
| Magee Middle School | | | \$2,988,407 | \$38,828 | \$28,760 | \$270,905 | \$3,326,900 |
| Total Attending ADM: 813.180 | Per ADM Amounts: | | \$3,675 | \$48 | \$35 | \$333 | \$4,091 |
| Maldonado Amelia Elementary School | | | \$1,689,536 | \$7,604 | \$17,354 | \$306,506 | \$2,021,000 |
| Total Attending ADM: 533.810 | Per ADM Amounts: | | \$3,165 | \$14 | \$33 | \$574 | \$3,786 |
| Mansfeld Middle School | | | \$3,336,671 | \$53,968 | \$18,107 | \$12,348 | \$3,421,094 |
| Total Attending ADM: 759.480 | Per ADM Amounts: | | \$4,393 | \$71 | \$24 | \$16 | \$4,505 |
| Manzo Elementary School | | | \$1,564,386 | \$25,850 | \$1,698 | \$430,447 | \$2,022,381 |
| Total Attending ADM: 280.645 | Per ADM Amounts: | | \$5,574 | \$92 | \$6 | \$1,534 | \$7,206 |
| Marshall Elementary School | | | \$1,513,920 | \$20,806 | \$2,844 | \$177,269 | \$1,714,839 |
| Total Attending ADM: 341.170 | Per ADM Amounts: | | \$4,437 | \$61 | \$8 | \$520 | \$5,026 |

Expenditures by Fund for District Schools

Maintenance
& Operation
ExpendituresCapital
ExpendituresFacilities
ExpendituresState &
Federal
Project
ExpendituresTotal
Expenditures

Pima County

Tucson Unified District

| | | | | | | | |
|-----------------------------------|------------------|--|-------------|-----------|-----------|-----------|-------------|
| Mary Meredith K-12 School | | | \$794,997 | \$2,413 | \$101,336 | \$198,481 | \$1,097,227 |
| Total Attending ADM: 21.540 | Per ADM Amounts: | | \$36,908 | \$112 | \$4,705 | \$9,215 | \$50,939 |
| Maxwell Middle School | | | \$2,817,090 | \$45,330 | \$50,551 | \$545,442 | \$3,458,413 |
| Total Attending ADM: 562.820 | Per ADM Amounts: | | \$5,005 | \$81 | \$90 | \$969 | \$6,145 |
| Menlo Park Elementary School | | | \$950,677 | \$17,281 | \$59,316 | \$565,052 | \$1,592,326 |
| Total Attending ADM: 264.855 | Per ADM Amounts: | | \$3,589 | \$65 | \$224 | \$2,133 | \$6,012 |
| Miles-Exploratory Learning Center | | | \$1,893,662 | \$30,666 | \$60,859 | \$139,688 | \$2,124,875 |
| Total Attending ADM: 303.060 | Per ADM Amounts: | | \$6,248 | \$101 | \$201 | \$461 | \$7,011 |
| Miller Elementary School | | | \$1,960,822 | \$34,452 | \$104,586 | \$92,301 | \$2,192,161 |
| Total Attending ADM: 636.840 | Per ADM Amounts: | | \$3,079 | \$54 | \$164 | \$145 | \$3,442 |
| Mission View Elementary School | | | \$1,225,064 | \$19,041 | \$18,518 | \$323,553 | \$1,586,176 |
| Total Attending ADM: 319.025 | Per ADM Amounts: | | \$3,840 | \$60 | \$58 | \$1,014 | \$4,972 |
| Myers-Ganoung Elementary School | | | \$2,179,506 | \$16,746 | \$2,369 | \$731,246 | \$2,929,867 |
| Total Attending ADM: 423.545 | Per ADM Amounts: | | \$5,146 | \$40 | \$6 | \$1,726 | \$6,917 |
| Nan Lyons Elementary School | | | \$1,194,047 | \$13,098 | \$5,015 | \$88,485 | \$1,300,645 |
| Total Attending ADM: 330.870 | Per ADM Amounts: | | \$3,609 | \$40 | \$15 | \$267 | \$3,931 |
| Naylor Middle School | | | \$2,403,841 | \$28,611 | \$15,133 | \$593,014 | \$3,040,599 |
| Total Attending ADM: 527.790 | Per ADM Amounts: | | \$4,555 | \$54 | \$29 | \$1,124 | \$5,761 |
| Ochoa Elementary School | | | \$1,029,154 | \$17,714 | \$27,124 | \$517,147 | \$1,591,139 |
| Total Attending ADM: 255.025 | Per ADM Amounts: | | \$4,036 | \$69 | \$106 | \$2,028 | \$6,239 |
| PACE Alternative | | | \$180,375 | \$0 | \$0 | \$16,446 | \$196,821 |
| Total Attending ADM: 23.340 | Per ADM Amounts: | | \$7,728 | \$0 | \$0 | \$705 | \$8,433 |
| Palo Verde High Magnet School | | | \$6,695,684 | \$344,760 | \$12,453 | \$492,246 | \$7,545,143 |
| Total Attending ADM: 1,506.433 | Per ADM Amounts: | | \$4,445 | \$229 | \$8 | \$327 | \$5,009 |
| Pass Alternative High School | | | \$360,291 | \$1,281 | \$0 | \$0 | \$361,572 |
| Total Attending ADM: 76.435 | Per ADM Amounts: | | \$4,714 | \$17 | \$0 | \$0 | \$4,730 |
| Pistor Middle School | | | \$3,966,936 | \$59,086 | \$13,251 | \$119,489 | \$4,158,762 |
| Total Attending ADM: 1,083.660 | Per ADM Amounts: | | \$3,661 | \$55 | \$12 | \$110 | \$3,838 |

Expenditures by Fund for District Schools

Maintenance
& Operation
ExpendituresCapital
ExpendituresFacilities
ExpendituresState &
Federal
Project
ExpendituresTotal
Expenditures

Pima County

Tucson Unified District

| | | | | | | | |
|---|------------------|--|-------------|-----------|-----------|-----------|--------------|
| Project More High School | | | \$1,108,358 | \$15,603 | \$1,053 | \$83,454 | \$1,208,468 |
| Total Attending ADM: 307.480 | Per ADM Amounts: | | \$3,605 | \$51 | \$3 | \$271 | \$3,930 |
| Pueblo Gardens Elementary | | | \$1,262,562 | \$41,712 | \$37,910 | \$462,676 | \$1,804,860 |
| Total Attending ADM: 351.310 | Per ADM Amounts: | | \$3,594 | \$119 | \$108 | \$1,317 | \$5,138 |
| Pueblo High Magnet School | | | \$9,764,148 | \$315,194 | \$88,900 | \$674,097 | \$10,842,339 |
| Total Attending ADM: 1,918.735 | Per ADM Amounts: | | \$5,089 | \$164 | \$46 | \$351 | \$5,651 |
| Raul Grijalva Elementary School | | | \$1,985,995 | \$38,892 | \$73,952 | \$1,898 | \$2,100,737 |
| Total Attending ADM: 686.605 | Per ADM Amounts: | | \$2,892 | \$57 | \$108 | \$3 | \$3,060 |
| Reynolds Elementary School | | | \$1,471,279 | \$22,803 | \$13,335 | \$234,075 | \$1,741,492 |
| Total Attending ADM: 422.625 | Per ADM Amounts: | | \$3,481 | \$54 | \$32 | \$554 | \$4,121 |
| Richey Elementary School | | | \$1,018,250 | \$13,764 | \$62,394 | \$284,967 | \$1,379,375 |
| Total Attending ADM: 173.905 | Per ADM Amounts: | | \$5,855 | \$79 | \$359 | \$1,639 | \$7,932 |
| Rincon High School | | | \$5,093,355 | \$77,665 | \$120,319 | \$658,583 | \$5,949,922 |
| Total Attending ADM: 1,265.295 | Per ADM Amounts: | | \$4,025 | \$61 | \$95 | \$520 | \$4,702 |
| Roberts Elementary School | | | \$1,582,926 | \$31,466 | \$5,729 | \$779,585 | \$2,399,706 |
| Total Attending ADM: 446.840 | Per ADM Amounts: | | \$3,542 | \$70 | \$13 | \$1,745 | \$5,370 |
| Robins Elementary School | | | \$1,742,803 | \$27,747 | \$204,630 | \$106,217 | \$2,081,397 |
| Total Attending ADM: 445.290 | Per ADM Amounts: | | \$3,914 | \$62 | \$460 | \$239 | \$4,674 |
| Robison Elementary School | | | \$1,583,039 | \$20,253 | \$1,021 | \$231,485 | \$1,835,798 |
| Total Attending ADM: 323.835 | Per ADM Amounts: | | \$4,888 | \$63 | \$3 | \$715 | \$5,669 |
| Rogers Elementary School | | | \$1,308,410 | \$15,513 | \$5,345 | \$239,768 | \$1,569,036 |
| Total Attending ADM: 255.820 | Per ADM Amounts: | | \$5,115 | \$61 | \$21 | \$937 | \$6,133 |
| Roskrige Bilingual Magnet Middle School | | | \$2,095,968 | \$18,543 | \$13,983 | \$199,864 | \$2,328,358 |
| Total Attending ADM: 195.620 | Per ADM Amounts: | | \$10,714 | \$95 | \$71 | \$1,022 | \$11,902 |
| Sabino High School | | | \$5,375,201 | \$72,725 | \$192,824 | \$383,160 | \$6,023,910 |
| Total Attending ADM: 1,543.793 | Per ADM Amounts: | | \$3,482 | \$47 | \$125 | \$248 | \$3,902 |
| Safford Engineering/Technology Magnet Middle School | | | \$3,752,296 | \$98,216 | \$60,271 | \$692,181 | \$4,602,964 |
| Total Attending ADM: 512.895 | Per ADM Amounts: | | \$7,316 | \$191 | \$118 | \$1,350 | \$8,974 |

Expenditures by Fund for District Schools

Maintenance
& Operation
ExpendituresCapital
ExpendituresFacilities
ExpendituresState &
Federal
Project
ExpendituresTotal
Expenditures

Pima County

Tucson Unified District

| | | | | | | | |
|--|------------------|--|--------------|-------------|-----------|-------------|--------------|
| Sahuaro High School | | | \$6,664,833 | \$188,540 | \$120,123 | \$425,478 | \$7,398,974 |
| Total Attending ADM: 1,811.945 | Per ADM Amounts: | | \$3,678 | \$104 | \$66 | \$235 | \$4,083 |
| Sam Hughes Elementary | | | \$1,153,581 | \$20,104 | \$581,745 | \$157,664 | \$1,913,094 |
| Total Attending ADM: 279.830 | Per ADM Amounts: | | \$4,122 | \$72 | \$2,079 | \$563 | \$6,837 |
| Santa Rita High School | | | \$5,080,654 | \$64,497 | \$48,778 | \$605,725 | \$5,799,654 |
| Total Attending ADM: 1,246.825 | Per ADM Amounts: | | \$4,075 | \$52 | \$39 | \$486 | \$4,652 |
| Schumaker Elementary School | | | \$1,263,577 | \$16,954 | \$6,504 | \$259,137 | \$1,546,172 |
| Total Attending ADM: 314.455 | Per ADM Amounts: | | \$4,018 | \$54 | \$21 | \$824 | \$4,917 |
| Secrist Middle School | | | \$2,046,540 | \$32,012 | \$25,490 | \$148,660 | \$2,252,702 |
| Total Attending ADM: 578.310 | Per ADM Amounts: | | \$3,539 | \$55 | \$44 | \$257 | \$3,895 |
| Soleng Tom Elementary School | | | \$1,595,436 | \$27,296 | \$3,806 | \$137,070 | \$1,763,608 |
| Total Attending ADM: 471.155 | Per ADM Amounts: | | \$3,386 | \$58 | \$8 | \$291 | \$3,743 |
| Southwest Alternative High School | | | \$158,300 | \$1,519 | \$99,199 | \$981 | \$259,999 |
| Total Attending ADM: 39.960 | Per ADM Amounts: | | \$3,961 | \$38 | \$2,482 | \$25 | \$6,506 |
| Southwest Alternative Middle School | | | \$35,225 | \$2,277 | \$752,856 | \$184,020 | \$974,378 |
| Total Attending ADM: 16.290 | Per ADM Amounts: | | \$2,162 | \$140 | \$46,216 | \$11,297 | \$59,814 |
| Teenage Parent Program - TAPP | | | \$721,124 | \$7,362 | \$16,060 | \$68,180 | \$812,726 |
| Total Attending ADM: 106.388 | Per ADM Amounts: | | \$6,778 | \$69 | \$151 | \$641 | \$7,639 |
| Tolson Elementary School | | | \$1,448,620 | \$29,617 | \$80,261 | \$436,864 | \$1,995,362 |
| Total Attending ADM: 464.720 | Per ADM Amounts: | | \$3,117 | \$64 | \$173 | \$940 | \$4,294 |
| Townsend Middle School | | | \$2,620,381 | \$35,704 | \$20,435 | \$134,181 | \$2,810,701 |
| Total Attending ADM: 494.320 | Per ADM Amounts: | | \$5,301 | \$72 | \$41 | \$271 | \$5,686 |
| Tucson Magnet High School | | | \$13,136,097 | \$1,341,554 | \$56,898 | \$1,150,515 | \$15,685,064 |
| Total Attending ADM: 2,873.928 | Per ADM Amounts: | | \$4,571 | \$467 | \$20 | \$400 | \$5,458 |
| Tully Elementary Accelerated Magnet School | | | \$2,132,740 | \$10,195 | \$15,927 | \$152,668 | \$2,311,530 |
| Total Attending ADM: 397.695 | Per ADM Amounts: | | \$5,363 | \$26 | \$40 | \$384 | \$5,812 |
| TUSD - Distance Learning Program | | | \$43,750 | \$0 | \$0 | \$0 | \$43,750 |
| Total Attending ADM: 29.710 | Per ADM Amounts: | | \$1,473 | \$0 | \$0 | \$0 | \$1,473 |

Expenditures by Fund for District Schools

| Maintenance & Operation Expenditures | Capital Expenditures | Facilities Expenditures | State & Federal Project Expenditures | Total Expenditures |
|--|-------------------------|----------------------------|---|-----------------------|
|--|-------------------------|----------------------------|---|-----------------------|

Pima County

Tucson Unified District

| | | | | | | | |
|----------------------------------|------------------|--|---------------|-------------|-------------|--------------|---------------|
| University High School | | | \$3,022,158 | \$71,145 | \$0 | \$54,077 | \$3,147,380 |
| Total Attending ADM: 702.995 | Per ADM Amounts: | | \$4,299 | \$101 | \$0 | \$77 | \$4,477 |
| Utterback Middle School | | | \$4,026,122 | \$72,268 | \$24,074 | \$384,664 | \$4,507,128 |
| Total Attending ADM: 936.080 | Per ADM Amounts: | | \$4,301 | \$77 | \$26 | \$411 | \$4,815 |
| Valencia Middle School | | | \$3,203,868 | \$62,642 | \$82,408 | \$373,747 | \$3,722,665 |
| Total Attending ADM: 976.860 | Per ADM Amounts: | | \$3,280 | \$64 | \$84 | \$383 | \$3,811 |
| Van Buskirk Elementary School | | | \$1,111,400 | \$15,936 | \$35,583 | \$701,440 | \$1,864,359 |
| Total Attending ADM: 358.820 | Per ADM Amounts: | | \$3,097 | \$44 | \$99 | \$1,955 | \$5,196 |
| Van Horne Elementary School | | | \$963,325 | \$11,486 | \$43,244 | \$75,814 | \$1,093,869 |
| Total Attending ADM: 218.635 | Per ADM Amounts: | | \$4,406 | \$53 | \$198 | \$347 | \$5,003 |
| Vesey Elementary School | | | \$1,876,175 | \$45,273 | \$56,499 | \$75,314 | \$2,053,261 |
| Total Attending ADM: 725.315 | Per ADM Amounts: | | \$2,587 | \$62 | \$78 | \$104 | \$2,831 |
| W Arthur Sewel Elementary School | | | \$1,134,944 | \$14,164 | \$3,695 | \$76,502 | \$1,229,305 |
| Total Attending ADM: 246.720 | Per ADM Amounts: | | \$4,600 | \$57 | \$15 | \$310 | \$4,983 |
| W V Whitmore Elementary School | | | \$1,417,740 | \$17,663 | \$10,647 | \$29,038 | \$1,475,088 |
| Total Attending ADM: 299.250 | Per ADM Amounts: | | \$4,738 | \$59 | \$36 | \$97 | \$4,929 |
| Wakefield Middle School | | | \$2,123,798 | \$28,177 | \$25,419 | \$680,610 | \$2,858,004 |
| Total Attending ADM: 557.090 | Per ADM Amounts: | | \$3,812 | \$51 | \$46 | \$1,222 | \$5,130 |
| Wheeler Elementary School | | | \$1,353,965 | \$17,978 | \$949 | \$116,646 | \$1,489,538 |
| Total Attending ADM: 337.420 | Per ADM Amounts: | | \$4,013 | \$53 | \$3 | \$346 | \$4,414 |
| Wrightstown Elementary | | | \$782,230 | \$8,720 | \$30,011 | \$77,919 | \$898,880 |
| Total Attending ADM: 160.165 | Per ADM Amounts: | | \$4,884 | \$54 | \$187 | \$486 | \$5,612 |
| Tucson Unified District Totals | | | \$240,052,574 | \$7,472,944 | \$5,446,390 | \$28,939,205 | \$281,911,113 |
| Total Attending ADM: 56,199.575 | Per ADM Amounts: | | \$4,271 | \$133 | \$97 | \$515 | \$5,016 |
| Vail Unified District | | | | | | | |
| Acacia Elementary School | | | \$3,143,691 | \$96,309 | \$39,479 | \$298,536 | \$3,578,015 |
| Total Attending ADM: 734.903 | Per ADM Amounts: | | \$4,278 | \$131 | \$54 | \$406 | \$4,869 |

Expenditures by Fund for District Schools

| Maintenance & Operation Expenditures | Capital Expenditures | Facilities Expenditures | State & Federal Project Expenditures | Total Expenditures |
|--|-------------------------|----------------------------|---|-----------------------|
|--|-------------------------|----------------------------|---|-----------------------|

Pima County

Vail Unified District

| | | | | | | | |
|----------------------------------|------------------|--|--------------|--------------|--------------|--------------|---------------|
| Cienega High School | | | \$6,183,312 | \$280,369 | \$15,876 | \$268,036 | \$6,747,593 |
| Total Attending ADM: 1,701.150 | Per ADM Amounts: | | \$3,635 | \$165 | \$9 | \$158 | \$3,966 |
| Civano Charter School | | | \$347,720 | \$65,339 | \$0 | \$9,298 | \$422,358 |
| Total Attending ADM: 0.000 | Per ADM Amounts: | | | | | | |
| Corona Foothills Middle School | | | \$1,950,372 | \$40,788 | \$9,929 | \$88,146 | \$2,089,235 |
| Total Attending ADM: 499.230 | Per ADM Amounts: | | \$3,907 | \$82 | \$20 | \$177 | \$4,185 |
| Cottonwood Elementary School | | | \$2,124,446 | \$70,780 | \$0 | \$53,449 | \$2,248,675 |
| Total Attending ADM: 572.415 | Per ADM Amounts: | | \$3,711 | \$124 | \$0 | \$93 | \$3,928 |
| Desert Sky Middle School | | | \$2,487,704 | \$89,645 | \$0 | \$214,136 | \$2,791,485 |
| Total Attending ADM: 728.710 | Per ADM Amounts: | | \$3,414 | \$123 | \$0 | \$294 | \$3,831 |
| Desert Willow Elementary School | | | \$2,579,569 | \$96,550 | \$0 | \$24,253 | \$2,700,372 |
| Total Attending ADM: 748.180 | Per ADM Amounts: | | \$3,448 | \$129 | \$0 | \$32 | \$3,609 |
| Empire High School | | | \$2,556,219 | \$175,222 | \$13,737 | \$20,376 | \$2,765,555 |
| Total Attending ADM: 549.570 | Per ADM Amounts: | | \$4,651 | \$319 | \$25 | \$37 | \$5,032 |
| Mesquite Elementary School | | | \$2,231,818 | \$56,386 | \$0 | \$8,554 | \$2,296,758 |
| Total Attending ADM: 574.520 | Per ADM Amounts: | | \$3,885 | \$98 | \$0 | \$15 | \$3,998 |
| Old Vail Middle School | | | \$2,585,216 | \$81,929 | \$51,450 | \$131,161 | \$2,849,755 |
| Total Attending ADM: 728.230 | Per ADM Amounts: | | \$3,550 | \$113 | \$71 | \$180 | \$3,913 |
| Pantano High School | | | \$455,698 | \$9,842 | \$0 | \$3,436 | \$468,976 |
| Total Attending ADM: 47.380 | Per ADM Amounts: | | \$9,618 | \$208 | \$0 | \$73 | \$9,898 |
| Sycamore Elementary School | | | \$2,407,821 | \$82,901 | \$0 | \$72,860 | \$2,563,581 |
| Total Attending ADM: 666.160 | Per ADM Amounts: | | \$3,614 | \$124 | \$0 | \$109 | \$3,848 |
| Vail High School | | | \$700,016 | \$103,539 | \$0 | \$71,170 | \$874,726 |
| Total Attending ADM: 0.000 | Per ADM Amounts: | | | | | | |
| Vail Unified District Totals | | | \$29,753,603 | \$1,249,599 | \$130,470 | \$1,263,412 | \$32,397,084 |
| Total Attending ADM: 7,550.448 | Per ADM Amounts: | | \$3,941 | \$166 | \$17 | \$167 | \$4,291 |
| Pima Totals | | | \$700,016 | \$21,682,922 | \$15,133,182 | \$58,218,398 | \$627,367,109 |
| Total Attending ADM: 126,809.780 | Per ADM Amounts: | | \$6 | \$171 | \$119 | \$459 | \$4,947 |

Expenditures by Fund for District Schools

| | | | | |
|--|-------------------------|----------------------------|---|-----------------------|
| Maintenance & Operation Expenditures | Capital Expenditures | Facilities Expenditures | State & Federal Project Expenditures | Total Expenditures |
|--|-------------------------|----------------------------|---|-----------------------|

Pinal County

Apache Junction Unified District

| | | | | | | | |
|---|------------------|--|--------------|-----------|----------|-----------|--------------|
| Apache Junction High School | | | \$5,236,547 | \$300,355 | \$15,466 | \$70,262 | \$5,622,630 |
| Total Attending ADM: 1,720.703 | Per ADM Amounts: | | \$3,043 | \$175 | \$9 | \$41 | \$3,268 |
| Desert Shadows Middle School | | | \$1,887,106 | \$109,378 | \$0 | \$0 | \$1,996,484 |
| Total Attending ADM: 659.230 | Per ADM Amounts: | | \$2,863 | \$166 | \$0 | \$0 | \$3,029 |
| Desert Vista Elementary School | | | \$1,946,818 | \$108,753 | \$20,561 | \$5,527 | \$2,081,659 |
| Total Attending ADM: 602.115 | Per ADM Amounts: | | \$3,233 | \$181 | \$34 | \$9 | \$3,457 |
| Four Peaks Elementary School | | | \$1,571,082 | \$92,110 | \$0 | \$12,107 | \$1,675,299 |
| Total Attending ADM: 402.815 | Per ADM Amounts: | | \$3,900 | \$229 | \$0 | \$30 | \$4,159 |
| Gold Canyon Elementary School | | | \$1,738,237 | \$91,709 | \$0 | \$38,015 | \$1,867,961 |
| Total Attending ADM: 503.895 | Per ADM Amounts: | | \$3,450 | \$182 | \$0 | \$75 | \$3,707 |
| Mountain Shadows Education Center | | | \$554,703 | \$5,057 | \$0 | \$363 | \$560,123 |
| Total Attending ADM: 40.510 | Per ADM Amounts: | | \$13,693 | \$125 | \$0 | \$9 | \$13,827 |
| Peralta Trail Elementary School | | | \$1,546,022 | \$89,506 | \$0 | \$4,741 | \$1,640,269 |
| Total Attending ADM: 465.295 | Per ADM Amounts: | | \$3,323 | \$192 | \$0 | \$10 | \$3,525 |
| Superstition Mountain Elementary School | | | \$2,195,876 | \$103,704 | \$960 | \$23,703 | \$2,324,243 |
| Total Attending ADM: 639.640 | Per ADM Amounts: | | \$3,433 | \$162 | \$2 | \$37 | \$3,634 |
| Thunder Mountain Middle School | | | \$2,612,920 | \$47,761 | \$14,859 | \$16,031 | \$2,691,571 |
| Total Attending ADM: 742.935 | Per ADM Amounts: | | \$3,517 | \$64 | \$20 | \$22 | \$3,623 |
| Apache Junction Unified District Totals | | | \$19,289,311 | \$948,333 | \$51,846 | \$170,749 | \$20,460,239 |
| Total Attending ADM: 5,777.138 | Per ADM Amounts: | | \$3,339 | \$164 | \$9 | \$30 | \$3,542 |

Casa Grande Elementary District

| | | | | | | | |
|--------------------------------|------------------|--|-------------|-----------|-----------|-----------|-------------|
| Cactus Middle School | | | \$5,523,423 | \$421,101 | \$0 | \$589,762 | \$6,534,286 |
| Total Attending ADM: 1,098.890 | Per ADM Amounts: | | \$5,026 | \$383 | \$0 | \$537 | \$5,946 |
| Casa Grande Middle School | | | \$5,497,460 | \$382,209 | \$2,813 | \$444,673 | \$6,327,155 |
| Total Attending ADM: 1,093.780 | Per ADM Amounts: | | \$5,026 | \$349 | \$3 | \$407 | \$5,785 |
| Cholla Elementary School | | | \$2,688,490 | \$145,403 | \$302,549 | \$579,577 | \$3,716,019 |
| Total Attending ADM: 588.810 | Per ADM Amounts: | | \$4,566 | \$247 | \$514 | \$984 | \$6,311 |

Expenditures by Fund for District Schools

| | | | | |
|--|-------------------------|----------------------------|---|-----------------------|
| Maintenance & Operation Expenditures | Capital Expenditures | Facilities Expenditures | State & Federal Project Expenditures | Total Expenditures |
|--|-------------------------|----------------------------|---|-----------------------|

Pinal County

Casa Grande Elementary District

| | | | | | | | |
|--|------------------|--|--------------|-------------|-------------|-------------|--------------|
| Cottonwood Elementary School | | | \$2,905,343 | \$182,758 | \$25,540 | \$630,058 | \$3,743,699 |
| Total Attending ADM: 579.920 | Per ADM Amounts: | | \$5,010 | \$315 | \$44 | \$1,086 | \$6,456 |
| Desert Willow Elementary School | | | \$2,394,082 | \$372,575 | \$0 | \$187,653 | \$2,954,310 |
| Total Attending ADM: 419.955 | Per ADM Amounts: | | \$5,701 | \$887 | \$0 | \$447 | \$7,035 |
| Evergreen Elementary School | | | \$2,411,367 | \$125,073 | \$0 | \$432,041 | \$2,968,481 |
| Total Attending ADM: 464.230 | Per ADM Amounts: | | \$5,194 | \$269 | \$0 | \$931 | \$6,394 |
| Ironwood School | | | \$3,027,144 | \$189,036 | \$0 | \$464,950 | \$3,681,130 |
| Total Attending ADM: 601.335 | Per ADM Amounts: | | \$5,034 | \$314 | \$0 | \$773 | \$6,122 |
| Mesquite Elementary School | | | \$3,305,110 | \$164,650 | \$0 | \$664,757 | \$4,134,517 |
| Total Attending ADM: 655.840 | Per ADM Amounts: | | \$5,040 | \$251 | \$0 | \$1,014 | \$6,304 |
| Palo Verde School | | | \$2,655,831 | \$154,879 | \$0 | \$713,570 | \$3,524,280 |
| Total Attending ADM: 531.860 | Per ADM Amounts: | | \$4,993 | \$291 | \$0 | \$1,342 | \$6,626 |
| Saguaro Elementary School | | | \$3,059,581 | \$166,911 | \$0 | \$489,143 | \$3,715,635 |
| Total Attending ADM: 590.325 | Per ADM Amounts: | | \$5,183 | \$283 | \$0 | \$829 | \$6,294 |
| Casa Grande Elementary District Totals | | | \$33,467,831 | \$2,304,595 | \$330,901 | \$5,196,184 | \$41,299,511 |
| Total Attending ADM: 6,624.945 | Per ADM Amounts: | | \$5,052 | \$348 | \$50 | \$784 | \$6,234 |
| Casa Grande Union High School District | | | | | | | |
| * Casa Grande Union High School District | | | \$20,507,835 | \$1,809,890 | \$1,582,957 | \$2,184,737 | \$26,085,419 |
| Total Attending ADM: 3,335.285 | Per ADM Amounts: | | \$6,149 | \$543 | \$475 | \$655 | \$7,821 |
| Central Arizona Valley Institute of Technology | | | | | | | |
| * Central Arizona Valley Institute of Technology | | | \$1,870,222 | \$129,048 | \$0 | \$151,880 | \$2,151,150 |
| Total Attending ADM: 674.770 | Per ADM Amounts: | | \$2,772 | \$191 | \$0 | \$225 | \$3,188 |
| Cobre Valley Institute of Technology District | | | | | | | |
| * Cobre Valley Institute of Technology District | | | \$707,242 | \$15,103 | \$0 | \$0 | \$722,345 |
| Total Attending ADM: 108.153 | Per ADM Amounts: | | \$6,539 | \$140 | \$0 | \$0 | \$6,679 |

Expenditures by Fund for District Schools

| Maintenance & Operation Expenditures | Capital Expenditures | Facilities Expenditures | State & Federal Project Expenditures | Total Expenditures |
|--|-------------------------|----------------------------|---|-----------------------|
|--|-------------------------|----------------------------|---|-----------------------|

Pinal County

Coolidge Unified District

| | | | | | |
|--------------------------------|--------------------------|-------------|--------------|-------------|--------------|
| * Coolidge Unified District | \$24,003,642 | \$2,332,616 | \$12,574,924 | \$3,234,557 | \$42,145,739 |
| Total Attending ADM: 4,389.110 | Per ADM Amounts: \$5,469 | \$531 | \$2,865 | \$737 | \$9,602 |

Eloy Elementary District

| | | | | | |
|--------------------------------|--------------------------|-----------|-----------|-------------|-------------|
| * Eloy Elementary District | \$6,372,358 | \$209,565 | \$261,365 | \$1,646,931 | \$8,490,219 |
| Total Attending ADM: 1,141.975 | Per ADM Amounts: \$5,580 | \$184 | \$229 | \$1,442 | \$7,435 |

Florence Unified School District

| | | | | | |
|------------------------------------|--------------------------|-------------|-------------|-------------|--------------|
| * Florence Unified School District | \$28,002,045 | \$1,950,910 | \$8,431,529 | \$1,180,272 | \$39,564,756 |
| Total Attending ADM: 5,918.275 | Per ADM Amounts: \$4,731 | \$330 | \$1,425 | \$199 | \$6,685 |

J O Combs Elementary District

| | | | | | |
|---------------------------------|--------------------------|----------|---------|----------|-------------|
| J. O. Combs Middle School | \$1,916,733 | \$68,974 | \$0 | \$39,736 | \$2,025,444 |
| Total Attending ADM: 596.500 | Per ADM Amounts: \$3,213 | \$116 | \$0 | \$67 | \$3,396 |
| Jack Harmon Elementary School | \$2,683,871 | \$84,229 | \$0 | \$53,126 | \$2,821,225 |
| Total Attending ADM: 886.500 | Per ADM Amounts: \$3,027 | \$95 | \$0 | \$60 | \$3,182 |
| Kathryn Sue Simonton Elementary | \$2,742,943 | \$56,255 | \$7,836 | \$39,624 | \$2,846,658 |
| Total Attending ADM: 831.745 | Per ADM Amounts: \$3,298 | \$68 | \$9 | \$48 | \$3,423 |

J O Combs Elementary District Totals

| | | | | | |
|--------------------------------|--------------------------|------|-----|------|---------|
| Total Attending ADM: 2,314.745 | Per ADM Amounts: \$3,173 | \$90 | \$3 | \$57 | \$3,324 |
|--------------------------------|--------------------------|------|-----|------|---------|

Mammoth-San Manuel Unified District

| | | | | | |
|--------------------------------|--------------------------|----------|-----------|-----------|-----------|
| Avenue B School | \$595,163 | \$9,930 | \$150,998 | \$0 | \$756,091 |
| Total Attending ADM: 180.050 | Per ADM Amounts: \$3,306 | \$55 | \$839 | \$0 | \$4,199 |
| First Avenue Elementary School | \$664,877 | \$17,206 | \$0 | \$139,010 | \$821,093 |
| Total Attending ADM: 234.435 | Per ADM Amounts: \$2,836 | \$73 | \$0 | \$593 | \$3,502 |
| Mammoth Elementary School | \$0 | \$0 | \$0 | \$0 | \$0 |
| Total Attending ADM: 216.980 | Per ADM Amounts: \$0 | \$0 | \$0 | \$0 | \$0 |
| San Manuel Jr. High School | \$450,461 | \$12,562 | \$0 | \$0 | \$463,023 |
| Total Attending ADM: 211.940 | Per ADM Amounts: \$2,125 | \$59 | \$0 | \$0 | \$2,185 |

Expenditures by Fund for District Schools

| | | | | |
|--|-------------------------|----------------------------|---|-----------------------|
| Maintenance & Operation Expenditures | Capital Expenditures | Facilities Expenditures | State & Federal Project Expenditures | Total Expenditures |
|--|-------------------------|----------------------------|---|-----------------------|

Pinal County

Mammoth-San Manuel Unified District

| | | | | | | | |
|--|------------------|--|-------------|----------|-----------|-----------|-------------|
| San Manuel High School | | | \$1,458,062 | \$25,587 | \$150,157 | \$71,240 | \$1,705,046 |
| Total Attending ADM: 336.800 | Per ADM Amounts: | | \$4,329 | \$76 | \$446 | \$212 | \$5,062 |
| Mammoth-San Manuel Unified District Totals | | | \$3,168,563 | \$65,285 | \$301,155 | \$210,250 | \$3,745,253 |
| Total Attending ADM: 1,180.205 | Per ADM Amounts: | | \$2,685 | \$55 | \$255 | \$178 | \$3,173 |

Maricopa Unified School District

| | | | | | | | |
|---|------------------|--|--------------|-------------|-----|-----------|--------------|
| Maricopa Elementary | | | \$2,557,376 | \$411,987 | \$0 | \$266,629 | \$3,235,992 |
| Total Attending ADM: 869.620 | Per ADM Amounts: | | \$2,941 | \$474 | \$0 | \$307 | \$3,721 |
| Maricopa High School | | | \$2,931,199 | \$208,222 | \$0 | \$239,354 | \$3,378,775 |
| Total Attending ADM: 842.400 | Per ADM Amounts: | | \$3,480 | \$247 | \$0 | \$284 | \$4,011 |
| Maricopa Wells Middle School | | | \$2,426,018 | \$226,159 | \$0 | \$152,508 | \$2,804,685 |
| Total Attending ADM: 950.090 | Per ADM Amounts: | | \$2,553 | \$238 | \$0 | \$161 | \$2,952 |
| Pima Butte | | | \$1,310,011 | \$50,937 | \$0 | \$8,420 | \$1,369,368 |
| Total Attending ADM: 506.300 | Per ADM Amounts: | | \$2,587 | \$101 | \$0 | \$17 | \$2,705 |
| Santa Cruz Elementary | | | \$1,204,303 | \$530,861 | \$0 | \$49,092 | \$1,784,256 |
| Total Attending ADM: 398.815 | Per ADM Amounts: | | \$3,020 | \$1,331 | \$0 | \$123 | \$4,474 |
| Santa Rosa Elementary School | | | \$2,163,074 | \$84,079 | \$0 | \$75,226 | \$2,322,379 |
| Total Attending ADM: 557.988 | Per ADM Amounts: | | \$3,877 | \$151 | \$0 | \$135 | \$4,162 |
| Maricopa Unified School District Totals | | | \$12,591,981 | \$1,512,245 | \$0 | \$791,229 | \$14,895,455 |
| Total Attending ADM: 4,125.213 | Per ADM Amounts: | | \$3,052 | \$367 | \$0 | \$192 | \$3,611 |

Mary C O'Brien Accommodation District

| | | | | | | | |
|--|------------------|--|-------------|-----------|-----|-------------|-------------|
| Mary C O'Brien Elementary School | | | \$1,633,555 | \$437,844 | \$0 | \$1,099,884 | \$3,171,283 |
| Total Attending ADM: 109.865 | Per ADM Amounts: | | \$14,869 | \$3,985 | \$0 | \$10,011 | \$28,865 |
| Villa Oasis Interscholastic Center For Education (voice) | | | \$815,290 | \$56,203 | \$0 | \$162,969 | \$1,034,462 |
| Total Attending ADM: 96.320 | Per ADM Amounts: | | \$8,464 | \$584 | \$0 | \$1,692 | \$10,740 |
| Mary C O'Brien Accommodation District Totals | | | \$2,448,845 | \$494,047 | \$0 | \$1,262,853 | \$4,205,745 |
| Total Attending ADM: 206.185 | Per ADM Amounts: | | \$11,877 | \$2,396 | \$0 | \$6,125 | \$20,398 |

Expenditures by Fund for District Schools

| Maintenance & Operation Expenditures | Capital Expenditures | Facilities Expenditures | State & Federal Project Expenditures | Total Expenditures |
|--|-------------------------|----------------------------|---|-----------------------|
|--|-------------------------|----------------------------|---|-----------------------|

Pinal County

Oracle Elementary District

| | | | | | | | |
|-----------------------------------|------------------|--|-----|-----|-----|-----|-----|
| Mountain Vista School | | | \$0 | \$0 | \$0 | \$0 | \$0 |
| Total Attending ADM: 354.010 | Per ADM Amounts: | | \$0 | \$0 | \$0 | \$0 | \$0 |
| Oracle Ridge School | | | \$0 | \$0 | \$0 | \$0 | \$0 |
| Total Attending ADM: 31.005 | Per ADM Amounts: | | \$0 | \$0 | \$0 | \$0 | \$0 |
| Oracle Elementary District Totals | | | \$0 | \$0 | \$0 | \$0 | \$0 |
| Total Attending ADM: 385.015 | Per ADM Amounts: | | \$0 | \$0 | \$0 | \$0 | \$0 |

Picacho Elementary District

| | | | | | | | |
|-------------------------------|------------------|--|-------------|----------|----------|-----------|-------------|
| * Picacho Elementary District | | | \$1,500,373 | \$84,169 | \$17,493 | \$117,922 | \$1,719,957 |
| Total Attending ADM: 214.490 | Per ADM Amounts: | | \$6,995 | \$392 | \$82 | \$550 | \$8,019 |

Ray Unified District

| | | | | | | | |
|------------------------------|------------------|--|-------------|----------|-----|-----------|-------------|
| Ray Elementary School | | | \$639,992 | \$31,034 | \$0 | \$174,004 | \$845,030 |
| Total Attending ADM: 192.640 | Per ADM Amounts: | | \$3,322 | \$161 | \$0 | \$903 | \$4,387 |
| Ray High School | | | \$1,096,420 | \$45,311 | \$0 | \$55,070 | \$1,196,801 |
| Total Attending ADM: 214.490 | Per ADM Amounts: | | \$5,112 | \$211 | \$0 | \$257 | \$5,580 |
| Ray Primary School | | | \$753,225 | \$13,812 | \$0 | \$110,586 | \$877,623 |
| Total Attending ADM: 186.120 | Per ADM Amounts: | | \$4,047 | \$74 | \$0 | \$594 | \$4,715 |
| Ray Unified District Totals | | | \$2,489,637 | \$90,157 | \$0 | \$339,660 | \$2,919,454 |
| Total Attending ADM: 593.250 | Per ADM Amounts: | | \$4,197 | \$152 | \$0 | \$573 | \$4,921 |

Red Rock Elementary District

| | | | | | | | |
|--------------------------------|------------------|--|-------------|-----------|-----|-----|-------------|
| * Red Rock Elementary District | | | \$1,265,692 | \$247,498 | \$0 | \$0 | \$1,513,190 |
| Total Attending ADM: 96.150 | Per ADM Amounts: | | \$13,164 | \$2,574 | \$0 | \$0 | \$15,738 |

Sacaton Elementary District

| | | | | | | | |
|------------------------------|------------------|--|-----------|-----------|----------|-------------|-------------|
| Sacaton Elementary | | | \$910,563 | \$181,534 | \$0 | \$1,066,603 | \$2,158,700 |
| Total Attending ADM: 257.175 | Per ADM Amounts: | | \$3,541 | \$706 | \$0 | \$4,147 | \$8,394 |
| Sacaton Middle School | | | \$814,341 | \$300,856 | \$11,171 | \$520,023 | \$1,646,391 |
| Total Attending ADM: 158.350 | Per ADM Amounts: | | \$5,143 | \$1,900 | \$71 | \$3,284 | \$10,397 |

Expenditures by Fund for District Schools

| Maintenance & Operation Expenditures | Capital Expenditures | Facilities Expenditures | State & Federal Project Expenditures | Total Expenditures |
|--|-------------------------|----------------------------|---|-----------------------|
|--|-------------------------|----------------------------|---|-----------------------|

Pinal County

Sacaton Elementary District

| | | | | | | |
|------------------------------------|------------------|-------------|-----------|----------|-------------|-------------|
| Sacaton Elementary District Totals | | \$1,724,904 | \$482,390 | \$11,171 | \$1,586,626 | \$3,805,091 |
| Total Attending ADM: 415.525 | Per ADM Amounts: | \$4,151 | \$1,161 | \$27 | \$3,818 | \$9,157 |

Santa Cruz Valley Union High School District

| | | | | | | |
|--|------------------|-------------|-----------|-----------|-----------|-------------|
| * Santa Cruz Valley Union High School District | | \$3,966,452 | \$515,773 | \$151,881 | \$524,979 | \$5,159,085 |
| Total Attending ADM: 496.690 | Per ADM Amounts: | \$7,986 | \$1,038 | \$306 | \$1,057 | \$10,387 |

Stanfield Elementary District

| | | | | | | |
|---------------------------------|------------------|-------------|-----------|-----|-----------|-------------|
| * Stanfield Elementary District | | \$4,091,726 | \$231,594 | \$0 | \$923,147 | \$5,246,467 |
| Total Attending ADM: 687.225 | Per ADM Amounts: | \$5,954 | \$337 | \$0 | \$1,343 | \$7,634 |

Superior Unified School District

| | | | | | | |
|------------------------------|------------------|-----------|----------|----------|-----------|-------------|
| John F Kennedy School | | \$745,138 | \$30,696 | \$0 | \$264,398 | \$1,040,232 |
| Total Attending ADM: 241.070 | Per ADM Amounts: | \$3,091 | \$127 | \$0 | \$1,097 | \$4,315 |
| Superior Junior High School | | \$379,526 | \$7,344 | \$0 | \$16,767 | \$403,637 |
| Total Attending ADM: 92.620 | Per ADM Amounts: | \$4,098 | \$79 | \$0 | \$181 | \$4,358 |
| Superior Senior High School | | \$827,871 | \$26,200 | \$29,815 | \$27,062 | \$910,948 |
| Total Attending ADM: 149.625 | Per ADM Amounts: | \$5,533 | \$175 | \$199 | \$181 | \$6,088 |

| | | | | | | |
|---|------------------|-------------|----------|----------|-----------|-------------|
| Superior Unified School District Totals | | \$1,952,535 | \$64,240 | \$29,815 | \$308,227 | \$2,354,817 |
| Total Attending ADM: 483.315 | Per ADM Amounts: | \$4,040 | \$133 | \$62 | \$638 | \$4,872 |

Toltec Elementary District

| | | | | | | |
|------------------------------|------------------|-------------|-----------|-----|-----------|-------------|
| Toltec Elementary School | | \$2,533,572 | \$112,967 | \$0 | \$135,861 | \$2,782,400 |
| Total Attending ADM: 610.155 | Per ADM Amounts: | \$4,152 | \$185 | \$0 | \$223 | \$4,560 |
| Toltec Middle School | | \$2,531,262 | \$162,006 | \$0 | \$147,091 | \$2,840,359 |
| Total Attending ADM: 661.440 | Per ADM Amounts: | \$3,827 | \$245 | \$0 | \$222 | \$4,294 |

| | | | | | | |
|-----------------------------------|------------------|-------------|-----------|-----|-----------|-------------|
| Toltec Elementary District Totals | | \$5,064,834 | \$274,973 | \$0 | \$282,952 | \$5,622,759 |
| Total Attending ADM: 1,271.595 | Per ADM Amounts: | \$3,983 | \$216 | \$0 | \$223 | \$4,422 |

| | | | | | | |
|---------------------------------|------------------|-------------|--------------|--------------|--------------|---------------|
| Pinal Totals | | \$2,531,262 | \$13,971,888 | \$23,752,873 | \$20,245,641 | \$239,799,978 |
| Total Attending ADM: 40,439.253 | Per ADM Amounts: | \$63 | \$346 | \$587 | \$501 | \$5,930 |

Expenditures by Fund for District Schools

| Maintenance & Operation Expenditures | Capital Expenditures | Facilities Expenditures | State & Federal Project Expenditures | Total Expenditures |
|--|-------------------------|----------------------------|---|-----------------------|
|--|-------------------------|----------------------------|---|-----------------------|

Santa Cruz County

Nogales Unified District

| | | | | | | | |
|--------------------------------------|------------------|--|--------------|-------------|-------------|-----------|--------------|
| A J Mitchell Elementary School | | | \$2,031,436 | \$56,240 | \$9,540 | \$0 | \$2,097,216 |
| Total Attending ADM: 600.045 | Per ADM Amounts: | | \$3,385 | \$94 | \$16 | \$0 | \$3,495 |
| Challenger Elementary School | | | \$1,738,635 | \$149,641 | \$22,114 | \$84 | \$1,910,474 |
| Total Attending ADM: 473.140 | Per ADM Amounts: | | \$3,675 | \$316 | \$47 | \$0 | \$4,038 |
| Desert Shadows Middle School | | | \$2,694,097 | \$269,562 | \$68,486 | \$0 | \$3,032,145 |
| Total Attending ADM: 840.650 | Per ADM Amounts: | | \$3,205 | \$321 | \$81 | \$0 | \$3,607 |
| Lincoln Elementary School | | | \$1,311,500 | \$14,304 | \$145,046 | \$0 | \$1,470,850 |
| Total Attending ADM: 352.975 | Per ADM Amounts: | | \$3,716 | \$41 | \$411 | \$0 | \$4,167 |
| Mary L Welty Elementary School | | | \$1,188,152 | \$12,068 | \$2,244 | \$0 | \$1,202,464 |
| Total Attending ADM: 273.295 | Per ADM Amounts: | | \$4,348 | \$44 | \$8 | \$0 | \$4,400 |
| Nogales High School | | | \$6,082,154 | \$224,719 | \$499,723 | \$1,406 | \$6,808,002 |
| Total Attending ADM: 1,837.160 | Per ADM Amounts: | | \$3,311 | \$122 | \$272 | \$1 | \$3,706 |
| Pierson Vocational High School | | | \$423,491 | \$324,915 | \$45,045 | \$0 | \$793,451 |
| Total Attending ADM: 156.565 | Per ADM Amounts: | | \$2,705 | \$2,075 | \$288 | \$0 | \$5,068 |
| Robert Bracker Elementary | | | \$1,030,483 | \$10,819 | \$3,707 | \$0 | \$1,045,009 |
| Total Attending ADM: 238.815 | Per ADM Amounts: | | \$4,315 | \$45 | \$16 | \$0 | \$4,376 |
| Vasquez De Coronado Francisco School | | | \$1,597,592 | \$26,530 | \$279,083 | \$0 | \$1,903,205 |
| Total Attending ADM: 612.260 | Per ADM Amounts: | | \$2,609 | \$43 | \$456 | \$0 | \$3,108 |
| Wade Carpenter Middle School | | | \$1,802,739 | \$123,227 | \$14,406 | \$0 | \$1,940,372 |
| Total Attending ADM: 624.510 | Per ADM Amounts: | | \$2,887 | \$197 | \$23 | \$0 | \$3,107 |
| Nogales Unified District Totals | | | \$19,900,279 | \$1,212,025 | \$1,089,394 | \$1,490 | \$22,203,188 |
| Total Attending ADM: 6,009.415 | Per ADM Amounts: | | \$3,312 | \$202 | \$181 | \$0 | \$3,695 |
| Patagonia Elementary District | | | | | | | |
| * Patagonia Elementary District | | | \$891,364 | \$82,901 | \$0 | \$156,252 | \$1,130,517 |
| Total Attending ADM: 82.598 | Per ADM Amounts: | | \$10,792 | \$1,004 | \$0 | \$1,892 | \$13,687 |

Expenditures by Fund for District Schools

| Maintenance & Operation Expenditures | Capital Expenditures | Facilities Expenditures | State & Federal Project Expenditures | Total Expenditures |
|--|-------------------------|----------------------------|---|-----------------------|
|--|-------------------------|----------------------------|---|-----------------------|

Santa Cruz County

Patagonia Union High School District

| | | | | | |
|--|---------------------------|-----------|----------|----------|-------------|
| * Patagonia Union High School District | \$1,166,344 | \$148,183 | \$12,100 | \$53,743 | \$1,380,370 |
| Total Attending ADM: 84.400 | Per ADM Amounts: \$13,819 | \$1,756 | \$143 | \$637 | \$16,355 |

Santa Cruz County Regional School District

| | | | | | |
|--|--------------------------|----------|----------|-------------|-------------|
| * Santa Cruz County Regional School District | \$277,871 | \$17,065 | \$43,383 | \$1,772,764 | \$2,111,083 |
| Total Attending ADM: 32.380 | Per ADM Amounts: \$8,582 | \$527 | \$1,340 | \$54,749 | \$65,197 |

Santa Cruz Elementary District

| | | | | | |
|----------------------------------|--------------------------|----------|----------|----------|-------------|
| * Santa Cruz Elementary District | \$1,468,125 | \$80,398 | \$19,108 | \$95,922 | \$1,663,553 |
| Total Attending ADM: 164.735 | Per ADM Amounts: \$8,912 | \$488 | \$116 | \$582 | \$10,098 |

Santa Cruz Valley Unified District

| | | | | | |
|--------------------------------------|--------------------------|-------------|-----------|-------------|--------------|
| * Santa Cruz Valley Unified District | \$18,357,381 | \$1,312,681 | \$559,585 | \$1,687,257 | \$21,916,904 |
| Total Attending ADM: 3,472.303 | Per ADM Amounts: \$5,287 | \$378 | \$161 | \$486 | \$6,312 |

Sonoita Elementary District

| | | | | | |
|-------------------------------|---------------------------|-----------|---------|----------|-------------|
| * Sonoita Elementary District | \$2,043,109 | \$123,247 | \$7,002 | \$94,330 | \$2,267,688 |
| Total Attending ADM: 130.695 | Per ADM Amounts: \$15,633 | \$943 | \$54 | \$722 | \$17,351 |

Santa Cruz Totals

| | | | | | |
|--------------------------------|------------------------|-------|-------|-------|---------|
| Total Attending ADM: 9,976.525 | Per ADM Amounts: \$205 | \$298 | \$173 | \$387 | \$5,280 |
|--------------------------------|------------------------|-------|-------|-------|---------|

Expenditures by Fund for District Schools

| | | | | |
|--|-------------------------|----------------------------|---|-----------------------|
| Maintenance & Operation Expenditures | Capital Expenditures | Facilities Expenditures | State & Federal Project Expenditures | Total Expenditures |
|--|-------------------------|----------------------------|---|-----------------------|

Yavapai County

Ash Fork Joint Unified District

| | | | | | | | |
|-----------------------------------|------------------|--|-------------|-----------|----------|-----------|-------------|
| * Ash Fork Joint Unified District | | | \$2,500,355 | \$936,093 | \$13,411 | \$338,743 | \$3,788,602 |
| Total Attending ADM: 241.355 | Per ADM Amounts: | | \$10,360 | \$3,878 | \$56 | \$1,404 | \$15,697 |

Bagdad Unified District

| | | | | | | | |
|------------------------------|------------------|--|-----------|----------|---------|----------|-----------|
| Bagdad Elementary School | | | \$868,814 | \$62,064 | \$1,000 | \$30,134 | \$962,012 |
| Total Attending ADM: 191.150 | Per ADM Amounts: | | \$4,545 | \$325 | \$5 | \$158 | \$5,033 |
| Bagdad High School | | | \$635,201 | \$67,203 | \$0 | \$36,849 | \$739,253 |
| Total Attending ADM: 147.260 | Per ADM Amounts: | | \$4,313 | \$456 | \$0 | \$250 | \$5,020 |

| | | | | | | | |
|--------------------------------|------------------|--|-------------|-----------|---------|----------|-------------|
| Bagdad Unified District Totals | | | \$1,504,015 | \$129,267 | \$1,000 | \$66,983 | \$1,701,265 |
| Total Attending ADM: 338.410 | Per ADM Amounts: | | \$4,444 | \$382 | \$3 | \$198 | \$5,027 |

Beaver Creek Elementary District

| | | | | | | | |
|------------------------------------|------------------|--|-------------|-----------|----------|-----------|-------------|
| * Beaver Creek Elementary District | | | \$2,445,593 | \$125,336 | \$11,920 | \$155,972 | \$2,738,821 |
| Total Attending ADM: 324.830 | Per ADM Amounts: | | \$7,529 | \$386 | \$37 | \$480 | \$8,432 |

Camp Verde Unified District

| | | | | | | | |
|------------------------------------|------------------|--|-------------|-----------|----------|-----------|-------------|
| Camp Verde Alternative School | | | \$54,884 | \$83,343 | \$0 | \$5,271 | \$143,498 |
| Total Attending ADM: 7.600 | Per ADM Amounts: | | \$7,222 | \$10,966 | \$0 | \$694 | \$18,881 |
| Camp Verde Elementary School | | | \$1,866,015 | \$79,499 | \$0 | \$399,963 | \$2,345,477 |
| Total Attending ADM: 652.410 | Per ADM Amounts: | | \$2,860 | \$122 | \$0 | \$613 | \$3,595 |
| Camp Verde High School | | | \$1,411,805 | \$97,066 | \$0 | \$196,581 | \$1,705,452 |
| Total Attending ADM: 447.658 | Per ADM Amounts: | | \$3,154 | \$217 | \$0 | \$439 | \$3,810 |
| Camp Verde Middle School | | | \$1,148,463 | \$84,573 | \$17,382 | \$174,816 | \$1,425,234 |
| Total Attending ADM: 380.520 | Per ADM Amounts: | | \$3,018 | \$222 | \$46 | \$459 | \$3,745 |
| Camp Verde Unified District Totals | | | \$4,481,167 | \$344,481 | \$17,382 | \$776,631 | \$5,619,661 |
| Total Attending ADM: 1,488.188 | Per ADM Amounts: | | \$3,011 | \$231 | \$12 | \$522 | \$3,776 |

Canon Elementary District

| | | | | | | | |
|------------------------------|------------------|--|-------------|-----------|---------|-----------|-------------|
| * Canon Elementary District | | | \$1,865,872 | \$208,776 | \$7,918 | \$146,739 | \$2,229,305 |
| Total Attending ADM: 178.240 | Per ADM Amounts: | | \$10,468 | \$1,171 | \$44 | \$823 | \$12,507 |

Expenditures by Fund for District Schools

| | | | | |
|--|-------------------------|----------------------------|---|-----------------------|
| Maintenance & Operation Expenditures | Capital Expenditures | Facilities Expenditures | State & Federal Project Expenditures | Total Expenditures |
|--|-------------------------|----------------------------|---|-----------------------|

Yavapai County

Champie Elementary District

| | | | | | |
|-------------------------------|------------------|-----|-----|-----|----------|
| * Champie Elementary District | \$29,689 | \$0 | \$0 | \$0 | \$29,689 |
| Total Attending ADM: 0.000 | Per ADM Amounts: | | | | |

Chino Valley Unified District

| | | | | | |
|---------------------------------|------------------|-----------|-----------|-------------|--------------|
| * Chino Valley Unified District | \$14,417,738 | \$844,863 | \$101,218 | \$2,236,326 | \$17,600,145 |
| Total Attending ADM: 2,705.605 | Per ADM Amounts: | \$5,329 | \$312 | \$827 | \$6,505 |

Clarkdale-Jerome Elementary District

| | | | | | |
|--|------------------|-----------|----------|-----------|-------------|
| * Clarkdale-Jerome Elementary District | \$2,451,855 | \$206,459 | \$23,092 | \$227,063 | \$2,908,469 |
| Total Attending ADM: 387.100 | Per ADM Amounts: | \$6,334 | \$533 | \$587 | \$7,513 |

Congress Elementary District

| | | | | | |
|--------------------------------|------------------|-----------|---------|-----------|-------------|
| * Congress Elementary District | \$1,251,958 | \$193,316 | \$0 | \$127,467 | \$1,572,741 |
| Total Attending ADM: 115.575 | Per ADM Amounts: | \$10,832 | \$1,673 | \$1,103 | \$13,608 |

Cottonwood-Oak Creek Elementary District

| | | | | | |
|--|------------------|-----------|-----------|-------------|--------------|
| * Cottonwood-Oak Creek Elementary District | \$13,278,535 | \$998,480 | \$139,991 | \$1,387,991 | \$15,804,997 |
| Total Attending ADM: 2,388.120 | Per ADM Amounts: | \$5,560 | \$418 | \$581 | \$6,618 |

Crown King Elementary District

| | | | | | |
|----------------------------------|------------------|----------|---------|---------|----------|
| * Crown King Elementary District | \$88,793 | \$290 | \$1,931 | \$1,230 | \$92,244 |
| Total Attending ADM: 4.990 | Per ADM Amounts: | \$17,794 | \$58 | \$387 | \$18,486 |

Hillside Elementary District

| | | | | | |
|--------------------------------|------------------|----------|---------|----------|-----------|
| * Hillside Elementary District | \$266,440 | \$12,255 | \$8,376 | \$19,059 | \$306,130 |
| Total Attending ADM: 28.360 | Per ADM Amounts: | \$9,395 | \$432 | \$295 | \$10,794 |

Humboldt Unified District

| | | | | | |
|--------------------------------|------------------|-------------|-------------|-------------|--------------|
| * Humboldt Unified District | \$32,790,519 | \$1,780,212 | \$1,076,285 | \$3,722,834 | \$39,369,850 |
| Total Attending ADM: 6,105.010 | Per ADM Amounts: | \$5,371 | \$292 | \$176 | \$6,449 |

Kirkland Elementary District

| | | | | | |
|--------------------------------|------------------|----------|----------|----------|-------------|
| * Kirkland Elementary District | \$893,417 | \$8,707 | \$21,873 | \$77,011 | \$1,001,008 |
| Total Attending ADM: 64.895 | Per ADM Amounts: | \$13,767 | \$134 | \$337 | \$15,425 |

Expenditures by Fund for District Schools

| | | | | |
|--|-------------------------|----------------------------|---|-----------------------|
| Maintenance & Operation Expenditures | Capital Expenditures | Facilities Expenditures | State & Federal Project Expenditures | Total Expenditures |
|--|-------------------------|----------------------------|---|-----------------------|

Yavapai County

Mayer Unified School District

| | | | | | | | |
|--------------------------------------|------------------|--|-------------|-----------|----------|-----------|-------------|
| Mayer Elementary School | | | \$1,135,476 | \$61,664 | \$67,235 | \$120,598 | \$1,384,973 |
| Total Attending ADM: 280.715 | Per ADM Amounts: | | \$4,045 | \$220 | \$240 | \$430 | \$4,934 |
| Mayer Junior/Senior High School | | | \$1,380,582 | \$105,524 | \$5,221 | \$229,271 | \$1,720,598 |
| Total Attending ADM: 280.883 | Per ADM Amounts: | | \$4,915 | \$376 | \$19 | \$816 | \$6,126 |
| Mayer Unified School District Totals | | | \$2,516,058 | \$167,188 | \$72,456 | \$349,869 | \$3,105,571 |
| Total Attending ADM: 561.598 | Per ADM Amounts: | | \$4,480 | \$298 | \$129 | \$623 | \$5,530 |

Mingus Union High School District

| | | | | | | | |
|-------------------------------------|------------------|--|-------------|-----------|-----------|-----------|-------------|
| * Mingus Union High School District | | | \$7,594,166 | \$349,282 | \$165,525 | \$792,699 | \$8,901,672 |
| Total Attending ADM: 1,278.880 | Per ADM Amounts: | | \$5,938 | \$273 | \$129 | \$620 | \$6,961 |

Prescott Unified District

| | | | | | | | |
|---|------------------|--|-------------|-----------|-----------|-----------|-------------|
| Abia Judd Elementary School | | | \$1,830,700 | \$51,204 | \$72,841 | \$14,218 | \$1,968,963 |
| Total Attending ADM: 609.250 | Per ADM Amounts: | | \$3,005 | \$84 | \$120 | \$23 | \$3,232 |
| Granite Mountain Middle School | | | \$1,902,324 | \$66,576 | \$20,895 | \$98,805 | \$2,088,600 |
| Total Attending ADM: 593.195 | Per ADM Amounts: | | \$3,207 | \$112 | \$35 | \$167 | \$3,521 |
| Lincoln Elementary School | | | \$1,072,135 | \$19,924 | \$70,983 | \$223,849 | \$1,386,891 |
| Total Attending ADM: 299.580 | Per ADM Amounts: | | \$3,579 | \$67 | \$237 | \$747 | \$4,629 |
| Miller Valley School | | | \$1,635,513 | \$33,216 | \$30,728 | \$475,291 | \$2,174,748 |
| Total Attending ADM: 425.990 | Per ADM Amounts: | | \$3,839 | \$78 | \$72 | \$1,116 | \$5,105 |
| Northpoint Expeditionary Learning Academy | | | \$289,852 | \$47,228 | \$12,524 | \$0 | \$349,604 |
| Total Attending ADM: 82.940 | Per ADM Amounts: | | \$3,495 | \$569 | \$151 | \$0 | \$4,215 |
| Prescott High School | | | \$5,322,340 | \$123,376 | \$607,031 | \$366,621 | \$6,419,368 |
| Total Attending ADM: 1,887.128 | Per ADM Amounts: | | \$2,820 | \$65 | \$322 | \$194 | \$3,402 |
| Prescott Mile High Middle School | | | \$2,071,886 | \$44,051 | \$53,687 | \$86,504 | \$2,256,128 |
| Total Attending ADM: 660.020 | Per ADM Amounts: | | \$3,139 | \$67 | \$81 | \$131 | \$3,418 |
| Taylor Hicks School | | | \$1,567,322 | \$39,873 | \$34,943 | \$43,275 | \$1,685,413 |
| Total Attending ADM: 469.790 | Per ADM Amounts: | | \$3,336 | \$85 | \$74 | \$92 | \$3,588 |

Expenditures by Fund for District Schools

| Maintenance & Operation Expenditures | Capital Expenditures | Facilities Expenditures | State & Federal Project Expenditures | Total Expenditures |
|--|-------------------------|----------------------------|---|-----------------------|
|--|-------------------------|----------------------------|---|-----------------------|

Yavapai County

Prescott Unified District

| | | | | | | | |
|----------------------------------|------------------|--|--------------|-----------|-----------|-------------|--------------|
| Washington Traditional School | | | \$1,028,055 | \$18,174 | \$21,725 | \$30,130 | \$1,098,084 |
| Total Attending ADM: 326.270 | Per ADM Amounts: | | \$3,151 | \$56 | \$67 | \$92 | \$3,366 |
| Prescott Unified District Totals | | | \$16,720,127 | \$443,622 | \$925,357 | \$1,338,693 | \$19,427,799 |
| Total Attending ADM: 5,354.163 | Per ADM Amounts: | | \$3,123 | \$83 | \$173 | \$250 | \$3,629 |

Sedona-Oak Creek Joint Unified District

| | | | | | | | |
|--|------------------|--|-------------|-----------|-----------|-----------|-------------|
| Big Park Community School | | | \$1,768,361 | \$79,593 | \$17,377 | \$200,698 | \$2,066,029 |
| Total Attending ADM: 399.825 | Per ADM Amounts: | | \$4,423 | \$199 | \$43 | \$502 | \$5,167 |
| Sedona Integrated Preschool | | | \$23,828 | \$0 | \$0 | \$22,270 | \$46,098 |
| Total Attending ADM: 3.150 | Per ADM Amounts: | | \$7,564 | \$0 | \$0 | \$7,070 | \$14,634 |
| Sedona Red Rock High School | | | \$2,339,109 | \$261,913 | \$55,811 | \$176,021 | \$2,832,854 |
| Total Attending ADM: 536.330 | Per ADM Amounts: | | \$4,361 | \$488 | \$104 | \$328 | \$5,282 |
| West Sedona Elementary School | | | \$2,365,595 | \$156,223 | \$95,903 | \$251,341 | \$2,869,062 |
| Total Attending ADM: 508.475 | Per ADM Amounts: | | \$4,652 | \$307 | \$189 | \$494 | \$5,642 |
| Sedona-Oak Creek Joint Unified District Totals | | | \$6,496,893 | \$497,729 | \$169,091 | \$650,330 | \$7,814,043 |
| Total Attending ADM: 1,447.780 | Per ADM Amounts: | | \$4,487 | \$344 | \$117 | \$449 | \$5,397 |

Seligman Unified District

| | | | | | | | |
|------------------------------|------------------|--|-------------|-----------|----------|-----------|-------------|
| * Seligman Unified District | | | \$2,017,283 | \$106,717 | \$33,069 | \$215,214 | \$2,372,283 |
| Total Attending ADM: 150.180 | Per ADM Amounts: | | \$13,432 | \$711 | \$220 | \$1,433 | \$15,796 |

Skull Valley Elementary District

| | | | | | | | |
|------------------------------------|------------------|--|-----------|----------|---------|----------|-----------|
| * Skull Valley Elementary District | | | \$458,272 | \$11,531 | \$8,019 | \$19,810 | \$497,632 |
| Total Attending ADM: 27.815 | Per ADM Amounts: | | \$16,476 | \$415 | \$288 | \$712 | \$17,891 |

Valley Academy for Career and Technology Education

| | | | | | | | |
|--|------------------|--|-------------|----------|-----|-----------|-------------|
| * Valley Academy for Career and Technology Education | | | \$1,652,028 | \$79,558 | \$0 | \$358,481 | \$2,090,067 |
| Total Attending ADM: 361.123 | Per ADM Amounts: | | \$4,575 | \$220 | \$0 | \$993 | \$5,788 |

Walnut Grove Elementary District

| | | | | | | | |
|------------------------------------|------------------|--|-----------|----------|-----|-----|-----------|
| * Walnut Grove Elementary District | | | \$105,177 | \$52,925 | \$0 | \$0 | \$158,102 |
| Total Attending ADM: 0.000 | Per ADM Amounts: | | | | | | |

Expenditures by Fund for District Schools

| Maintenance & Operation Expenditures | Capital Expenditures | Facilities Expenditures | State & Federal Project Expenditures | Total Expenditures |
|--|-------------------------|----------------------------|---|-----------------------|
|--|-------------------------|----------------------------|---|-----------------------|

Yavapai County

Williamson Valley Elementary School District

| | | | | | |
|--|------------------|-----|-----|-----|-----------|
| * Williamson Valley Elementary School District | \$204,263 | \$0 | \$0 | \$0 | \$204,263 |
| Total Attending ADM: 0.000 | Per ADM Amounts: | | | | |

Yarnell Elementary District

| | | | | | |
|-------------------------------|------------------|----------|-------|----------|-------------|
| * Yarnell Elementary District | \$879,655 | \$48,463 | \$0 | \$76,967 | \$1,005,085 |
| Total Attending ADM: 56.880 | Per ADM Amounts: | \$15,465 | \$852 | \$0 | \$1,353 |

Yavapai Accommodation School District

| | | | | | |
|---|------------------|----------|-------|----------|-----------|
| * Yavapai Accommodation School District | \$577,281 | \$29,782 | \$0 | \$28,949 | \$636,012 |
| Total Attending ADM: 71.500 | Per ADM Amounts: | \$8,074 | \$417 | \$0 | \$405 |

Yavapai Totals

| | | | | | | |
|---------------------------------|------------------|------|-------|-------|-------|---------|
| Total Attending ADM: 23,680.595 | Per ADM Amounts: | \$24 | \$320 | \$118 | \$554 | \$5,953 |
|---------------------------------|------------------|------|-------|-------|-------|---------|

Expenditures by Fund for District Schools

| Maintenance & Operation Expenditures | Capital Expenditures | Facilities Expenditures | State & Federal Project Expenditures | Total Expenditures |
|--|-------------------------|----------------------------|---|-----------------------|
|--|-------------------------|----------------------------|---|-----------------------|

Yuma County

Antelope Union High School District

| | | | | | | |
|---------------------------------------|------------------|-------------|-----------|----------|-----------|-------------|
| * Antelope Union High School District | | \$3,401,496 | \$216,956 | \$44,015 | \$254,000 | \$3,916,467 |
| Total Attending ADM: 381.010 | Per ADM Amounts: | \$8,928 | \$569 | \$116 | \$667 | \$10,279 |

Crane Elementary District

| | | | | | | |
|----------------------------------|------------------|--------------|-----------|----------|-------------|--------------|
| Centennial Middle School | | \$2,250,307 | \$33,185 | \$0 | \$152,416 | \$2,435,908 |
| Total Attending ADM: 667.310 | Per ADM Amounts: | \$3,372 | \$50 | \$0 | \$228 | \$3,650 |
| Crane Middle School | | \$2,883,751 | \$82,856 | \$27,652 | \$213,522 | \$3,207,780 |
| Total Attending ADM: 807.540 | Per ADM Amounts: | \$3,571 | \$103 | \$34 | \$264 | \$3,972 |
| Gary A. Knox Elementary School | | \$2,229,822 | \$38,720 | \$0 | \$351,016 | \$2,619,558 |
| Total Attending ADM: 660.165 | Per ADM Amounts: | \$3,378 | \$59 | \$0 | \$532 | \$3,968 |
| H L Suverkrup Elementary School | | \$2,250,817 | \$36,126 | \$6,620 | \$247,062 | \$2,540,626 |
| Total Attending ADM: 636.445 | Per ADM Amounts: | \$3,537 | \$57 | \$10 | \$388 | \$3,992 |
| Pueblo Elementary School | | \$2,549,937 | \$41,252 | \$0 | \$236,157 | \$2,827,347 |
| Total Attending ADM: 731.490 | Per ADM Amounts: | \$3,486 | \$56 | \$0 | \$323 | \$3,865 |
| Rancho Viejo Elementary School | | \$1,954,573 | \$21,225 | \$13,237 | \$385,283 | \$2,374,318 |
| Total Attending ADM: 450.200 | Per ADM Amounts: | \$4,342 | \$47 | \$29 | \$856 | \$5,274 |
| Ronald Reagan Fundamental School | | \$2,396,326 | \$22,136 | \$0 | \$304,863 | \$2,723,324 |
| Total Attending ADM: 659.830 | Per ADM Amounts: | \$3,632 | \$34 | \$0 | \$462 | \$4,127 |
| Salida Del Sol Elementary | | \$2,005,270 | \$28,429 | \$26,420 | \$460,725 | \$2,520,844 |
| Total Attending ADM: 512.110 | Per ADM Amounts: | \$3,916 | \$56 | \$52 | \$900 | \$4,922 |
| Valley Horizon Elementary School | | \$2,566,538 | \$24,713 | \$0 | \$269,657 | \$2,860,908 |
| Total Attending ADM: 803.740 | Per ADM Amounts: | \$3,193 | \$31 | \$0 | \$336 | \$3,559 |
| Crane Elementary District Totals | | \$21,087,342 | \$328,643 | \$73,928 | \$2,620,700 | \$24,110,613 |
| Total Attending ADM: 5,928.830 | Per ADM Amounts: | \$3,557 | \$55 | \$12 | \$442 | \$4,067 |
| Gadsden Elementary District | | | | | | |
| Arizona Desert Elementary | | \$2,350,552 | \$180,809 | \$21,154 | \$675,281 | \$3,227,796 |
| Total Attending ADM: 676.655 | Per ADM Amounts: | \$3,474 | \$267 | \$31 | \$998 | \$4,770 |

Expenditures by Fund for District Schools

| | | | | |
|--|-------------------------|----------------------------|---|-----------------------|
| Maintenance & Operation Expenditures | Capital Expenditures | Facilities Expenditures | State & Federal Project Expenditures | Total Expenditures |
|--|-------------------------|----------------------------|---|-----------------------|

Yuma County

Gadsden Elementary District

| | | | | | | | |
|-------------------------------------|------------------|--|--------------|-------------|----------|-------------|--------------|
| Cesar Chavez Elementary | | | \$2,302,223 | \$141,540 | \$780 | \$559,037 | \$3,003,581 |
| Total Attending ADM: 650.290 | Per ADM Amounts: | | \$3,540 | \$218 | \$1 | \$860 | \$4,619 |
| Ed Pastor Elementary 4 | | | \$1,235,096 | \$73,491 | \$829 | \$244,186 | \$1,553,602 |
| Total Attending ADM: 259.025 | Per ADM Amounts: | | \$4,768 | \$284 | \$3 | \$943 | \$5,998 |
| Gadsden Elementary School | | | \$1,852,836 | \$163,174 | \$51,456 | \$460,901 | \$2,528,368 |
| Total Attending ADM: 446.640 | Per ADM Amounts: | | \$4,148 | \$365 | \$115 | \$1,032 | \$5,661 |
| Rio Colorado Elementary School | | | \$2,235,730 | \$178,462 | \$459 | \$549,745 | \$2,964,397 |
| Total Attending ADM: 585.030 | Per ADM Amounts: | | \$3,822 | \$305 | \$1 | \$940 | \$5,067 |
| San Luis Middle School | | | \$2,076,339 | \$237,926 | \$0 | \$338,539 | \$2,652,805 |
| Total Attending ADM: 636.550 | Per ADM Amounts: | | \$3,262 | \$374 | \$0 | \$532 | \$4,167 |
| San Luis Pre-School | | | \$188,205 | \$2,104 | \$0 | \$343,533 | \$533,841 |
| Total Attending ADM: 0.000 | Per ADM Amounts: | | | | | | |
| Southwest Jr. High School | | | \$2,336,927 | \$239,684 | \$845 | \$373,055 | \$2,950,511 |
| Total Attending ADM: 585.410 | Per ADM Amounts: | | \$3,992 | \$409 | \$1 | \$637 | \$5,040 |
| Gadsden Elementary District Totals | | | \$14,577,908 | \$1,217,191 | \$75,524 | \$3,544,278 | \$19,414,901 |
| Total Attending ADM: 3,839.600 | Per ADM Amounts: | | \$3,797 | \$317 | \$20 | \$923 | \$5,056 |
| Hyder Elementary District | | | | | | | |
| * Hyder Elementary District | | | \$1,719,100 | \$62,602 | \$90,744 | \$196,929 | \$2,069,375 |
| Total Attending ADM: 145.705 | Per ADM Amounts: | | \$11,798 | \$430 | \$623 | \$1,352 | \$14,202 |
| Mohawk Valley Elementary District | | | | | | | |
| * Mohawk Valley Elementary District | | | \$1,811,372 | \$86,939 | \$13,026 | \$155,567 | \$2,066,904 |
| Total Attending ADM: 188.640 | Per ADM Amounts: | | \$9,602 | \$461 | \$69 | \$825 | \$10,957 |
| Somerton Elementary District | | | | | | | |
| Desert Sonora Elementary School | | | \$1,446,844 | \$79,640 | \$0 | \$431,627 | \$1,958,111 |
| Total Attending ADM: 402.330 | Per ADM Amounts: | | \$3,596 | \$198 | \$0 | \$1,073 | \$4,867 |
| Orange Grove Elementary School | | | \$1,322,713 | \$90,541 | \$70,472 | \$318,787 | \$1,802,513 |
| Total Attending ADM: 316.860 | Per ADM Amounts: | | \$4,174 | \$286 | \$222 | \$1,006 | \$5,689 |

Expenditures by Fund for District Schools

| | | | | |
|--|-------------------------|----------------------------|---|-----------------------|
| Maintenance & Operation Expenditures | Capital Expenditures | Facilities Expenditures | State & Federal Project Expenditures | Total Expenditures |
|--|-------------------------|----------------------------|---|-----------------------|

Yuma County

Somerton Elementary District

| | | | | | | | |
|-------------------------------------|------------------|--|-------------|-----------|----------|-------------|--------------|
| Somerton Middle School | | | \$2,761,579 | \$61,623 | \$2,710 | \$761,413 | \$3,587,325 |
| Total Attending ADM: 880.110 | Per ADM Amounts: | | \$3,138 | \$70 | \$3 | \$865 | \$4,076 |
| Tierra Del Sol Elementary School | | | \$2,296,371 | \$109,325 | \$19,954 | \$728,370 | \$3,154,020 |
| Total Attending ADM: 750.465 | Per ADM Amounts: | | \$3,060 | \$146 | \$27 | \$971 | \$4,203 |
| Valle Del Encanto Learning Center | | | \$826,312 | \$39,579 | \$0 | \$940,735 | \$1,806,626 |
| Total Attending ADM: 158.350 | Per ADM Amounts: | | \$5,218 | \$250 | \$0 | \$5,941 | \$11,409 |
| Somerton Elementary District Totals | | | \$8,653,819 | \$380,708 | \$93,136 | \$3,180,932 | \$12,308,595 |
| Total Attending ADM: 2,508.115 | Per ADM Amounts: | | \$3,450 | \$152 | \$37 | \$1,268 | \$4,908 |

Wellton Elementary District

| | | | | | | | |
|-------------------------------|------------------|--|-------------|-----------|----------|-----------|-------------|
| * Wellton Elementary District | | | \$2,498,157 | \$155,652 | \$47,933 | \$531,290 | \$3,233,032 |
| Total Attending ADM: 343.410 | Per ADM Amounts: | | \$7,275 | \$453 | \$140 | \$1,547 | \$9,414 |

Yuma Elementary District

| | | | | | | | |
|--|------------------|--|-------------|----------|-----------|-----------|-------------|
| Alice Byrne Elementary School | | | \$1,394,053 | \$15,174 | \$0 | \$75,577 | \$1,484,804 |
| Total Attending ADM: 291.050 | Per ADM Amounts: | | \$4,790 | \$52 | \$0 | \$260 | \$5,102 |
| C W Mcgraw Elementary School | | | \$1,994,589 | \$25,192 | \$0 | \$268,729 | \$2,288,510 |
| Total Attending ADM: 464.550 | Per ADM Amounts: | | \$4,294 | \$54 | \$0 | \$578 | \$4,926 |
| Castle Dome Middle School | | | \$2,860,660 | \$73,485 | \$0 | \$162,603 | \$3,096,748 |
| Total Attending ADM: 836.920 | Per ADM Amounts: | | \$3,418 | \$88 | \$0 | \$194 | \$3,700 |
| Desert Mesa Elementary School | | | \$2,264,769 | \$36,107 | \$41,304 | \$766,689 | \$3,108,869 |
| Total Attending ADM: 693.375 | Per ADM Amounts: | | \$3,266 | \$52 | \$60 | \$1,106 | \$4,484 |
| Fourth Avenue Junior High School | | | \$2,020,178 | \$29,479 | \$85,343 | \$391,640 | \$2,526,640 |
| Total Attending ADM: 464.240 | Per ADM Amounts: | | \$4,352 | \$63 | \$184 | \$844 | \$5,443 |
| George Washington Carver Elementary School | | | \$1,759,793 | \$67,640 | \$174,642 | \$307,075 | \$2,309,150 |
| Total Attending ADM: 420.075 | Per ADM Amounts: | | \$4,189 | \$161 | \$416 | \$731 | \$5,497 |
| Gila Vista Jr High School | | | \$2,495,686 | \$34,975 | \$0 | \$549,555 | \$3,080,216 |
| Total Attending ADM: 641.575 | Per ADM Amounts: | | \$3,890 | \$55 | \$0 | \$857 | \$4,801 |

Expenditures by Fund for District Schools

| | | | | |
|--|-------------------------|----------------------------|---|-----------------------|
| Maintenance & Operation Expenditures | Capital Expenditures | Facilities Expenditures | State & Federal Project Expenditures | Total Expenditures |
|--|-------------------------|----------------------------|---|-----------------------|

Yuma County

Yuma Elementary District

| | | | | | | | |
|---------------------------------|------------------|--|--------------|-------------|-----------|-------------|--------------|
| Gwyneth Ham Elementary School | | | \$1,872,186 | \$23,197 | \$9,485 | \$798,828 | \$2,703,696 |
| Total Attending ADM: 440.845 | Per ADM Amounts: | | \$4,247 | \$53 | \$22 | \$1,812 | \$6,133 |
| James B Rolle School | | | \$2,253,971 | \$38,778 | \$0 | \$220,681 | \$2,513,430 |
| Total Attending ADM: 725.930 | Per ADM Amounts: | | \$3,105 | \$53 | \$0 | \$304 | \$3,462 |
| James D Price School | | | \$392,138 | \$3,619 | \$4,045 | \$0 | \$399,802 |
| Total Attending ADM: 62.795 | Per ADM Amounts: | | \$6,245 | \$58 | \$64 | \$0 | \$6,367 |
| Mary A Otondo Elementary School | | | \$2,593,332 | \$38,173 | \$17,414 | \$203,731 | \$2,852,650 |
| Total Attending ADM: 917.705 | Per ADM Amounts: | | \$2,826 | \$42 | \$19 | \$222 | \$3,108 |
| Mary E Post Elementary School | | | \$1,222,173 | \$10,132 | \$1,269 | \$445,608 | \$1,679,182 |
| Total Attending ADM: 256.420 | Per ADM Amounts: | | \$4,766 | \$40 | \$5 | \$1,738 | \$6,549 |
| O C Johnson School | | | \$1,799,380 | \$36,563 | \$498,186 | \$333,772 | \$2,667,901 |
| Total Attending ADM: 575.355 | Per ADM Amounts: | | \$3,127 | \$64 | \$866 | \$580 | \$4,637 |
| Palmcroft Elementary School | | | \$1,848,881 | \$27,200 | \$37,273 | \$386,452 | \$2,299,806 |
| Total Attending ADM: 488.415 | Per ADM Amounts: | | \$3,785 | \$56 | \$76 | \$791 | \$4,709 |
| Pecan Grove Elementary School | | | \$2,064,204 | \$180,829 | \$81,039 | \$1,036,874 | \$3,362,946 |
| Total Attending ADM: 602.910 | Per ADM Amounts: | | \$3,424 | \$300 | \$134 | \$1,720 | \$5,578 |
| R Pete Woodard Jr High School | | | \$2,711,653 | \$36,646 | \$2,105 | \$290,786 | \$3,041,190 |
| Total Attending ADM: 770.840 | Per ADM Amounts: | | \$3,518 | \$48 | \$3 | \$377 | \$3,945 |
| Ron Watson Middle School | | | \$1,581,079 | \$940,868 | \$0 | \$46,056 | \$2,568,003 |
| Total Attending ADM: 522.755 | Per ADM Amounts: | | \$3,025 | \$1,800 | \$0 | \$88 | \$4,912 |
| Roosevelt School | | | \$1,409,975 | \$11,310 | \$0 | \$469,195 | \$1,890,480 |
| Total Attending ADM: 320.535 | Per ADM Amounts: | | \$4,399 | \$35 | \$0 | \$1,464 | \$5,898 |
| Sunrise Elementary School | | | \$1,727,941 | \$130,931 | \$0 | \$178,359 | \$2,037,231 |
| Total Attending ADM: 586.670 | Per ADM Amounts: | | \$2,945 | \$223 | \$0 | \$304 | \$3,473 |
| Yuma Elementary District Totals | | | \$36,266,641 | \$1,760,298 | \$952,105 | \$6,932,210 | \$45,911,254 |
| Total Attending ADM: 10,082.960 | Per ADM Amounts: | | \$3,597 | \$175 | \$94 | \$688 | \$4,553 |

Expenditures by Fund for District Schools

| | | | | |
|--|-------------------------|----------------------------|---|-----------------------|
| Maintenance & Operation Expenditures | Capital Expenditures | Facilities Expenditures | State & Federal Project Expenditures | Total Expenditures |
|--|-------------------------|----------------------------|---|-----------------------|

Yuma County

Yuma Union High School District

| | | | | | | | |
|--|------------------|--|-------------|-------------|-------------|--------------|---------------|
| Cibola High School | | | \$287,712 | \$265,068 | \$0 | \$604,985 | \$1,157,765 |
| Total Attending ADM: 2,344.450 | Per ADM Amounts: | | \$123 | \$113 | \$0 | \$258 | \$494 |
| Kofa High School | | | \$235,505 | \$137,871 | \$0 | \$611,969 | \$985,345 |
| Total Attending ADM: 2,661.103 | Per ADM Amounts: | | \$88 | \$52 | \$0 | \$230 | \$370 |
| San Luis High School | | | \$175,674 | \$96,253 | \$0 | \$472,749 | \$744,676 |
| Total Attending ADM: 2,122.315 | Per ADM Amounts: | | \$83 | \$45 | \$0 | \$223 | \$351 |
| Vista Alternative School | | | \$73,160 | \$35,956 | \$0 | \$107,334 | \$216,450 |
| Total Attending ADM: 301.090 | Per ADM Amounts: | | \$243 | \$119 | \$0 | \$356 | \$719 |
| Yuma High School | | | \$323,622 | \$134,928 | \$0 | \$825,848 | \$1,284,398 |
| Total Attending ADM: 2,897.298 | Per ADM Amounts: | | \$112 | \$47 | \$0 | \$285 | \$443 |
| Yuma Union High School District Totals | | | \$1,095,673 | \$670,076 | \$0 | \$2,622,885 | \$4,388,634 |
| Total Attending ADM: 10,326.255 | Per ADM Amounts: | | \$106 | \$65 | \$0 | \$254 | \$425 |
| Yuma Totals | | | \$323,622 | \$4,879,065 | \$1,390,411 | \$20,038,791 | \$117,419,775 |
| Total Attending ADM: 33,744.525 | Per ADM Amounts: | | \$10 | \$145 | \$41 | \$594 | \$3,480 |

Expenditures by Fund for District Schools

| | | Maintenance & Operation Expenditures | Capital Expenditures | Facilities Expenditures | State & Federal Project Expenditures | Total Expenditures |
|----------------------------------|------------------|--|-------------------------|----------------------------|---|-----------------------|
| State Totals | | \$4,396,666,317 | \$622,886,015 | \$154,191,327 | \$493,969,240 | \$5,667,712,900 |
| Total Attending ADM: 932,664.361 | Per ADM Amounts: | \$4,714 | \$668 | \$165 | \$530 | \$6,077 |

* These school districts have not submitted the required school level AFRs. Pursuant to A.R.S. §15-904, school districts which operate more than a single school must submit school level AFRs for each school or site. For these districts, the district data is provided.

Expenditures by Project for Charter Schools

Schoolwide
ProjectsState &
Federal
ProjectsTotal Project
Expenditures

Apache County

4-Winds Academy, Incorporated dba 4-Winds Academy

| | | | | | |
|---|------------------|--|-----------|----------|-----------|
| * 4-Winds Academy, Incorporated dba 4-Winds Academy | | | \$323,882 | \$36,678 | \$360,560 |
| Total Attending ADM: 31.875 | Per ADM Amounts: | | \$10,161 | \$1,151 | \$11,312 |

Kin Dah Lichii Olta, Inc.

| | | | | | |
|-----------------------------|------------------|--|-----------|-----------|-----------|
| * Kin Dah Lichii Olta, Inc. | | | \$219,522 | \$139,516 | \$359,038 |
| Total Attending ADM: 40.490 | Per ADM Amounts: | | \$5,422 | \$3,446 | \$8,867 |

Nazlini Community School, Inc.

| | | | | | |
|----------------------------------|------------------|--|-----------|-----------|-----------|
| * Nazlini Community School, Inc. | | | \$148,072 | \$120,103 | \$268,175 |
| Total Attending ADM: 24.160 | Per ADM Amounts: | | \$6,129 | \$4,971 | \$11,100 |

Apache Totals

| | | | | | |
|-----------------------------|------------------|--|-----------|-----------|-----------|
| Total Attending ADM: 96.525 | Per ADM Amounts: | | \$691,476 | \$296,297 | \$987,773 |
| | | | \$7,164 | \$3,070 | \$10,233 |

Expenditures by Project for Charter Schools

Schoolwide
ProjectsState &
Federal
ProjectsTotal Project
Expenditures

Cochise County

Center for Academic Success, Inc.

| | | | | |
|---|------------------|-------------|-----------|-------------|
| Center for Academic Success #4 | | \$21,088 | \$0 | \$21,088 |
| Total Attending ADM: 135.290 | Per ADM Amounts: | \$156 | \$0 | \$156 |
| Center for Academic Success #5 | | \$15,713 | \$0 | \$15,713 |
| Total Attending ADM: 52.680 | Per ADM Amounts: | \$298 | \$0 | \$298 |
| Center for Academic Success, The #1 | | \$54,323 | \$0 | \$54,323 |
| Total Attending ADM: 159.725 | Per ADM Amounts: | \$340 | \$0 | \$340 |
| Center for Academic Success, The #2 | | \$34,795 | \$0 | \$34,795 |
| Total Attending ADM: 108.240 | Per ADM Amounts: | \$321 | \$0 | \$321 |
| Center for Academic Success, The #3 | | \$25,135 | \$0 | \$25,135 |
| Total Attending ADM: 127.890 | Per ADM Amounts: | \$197 | \$0 | \$197 |
| Center for Academic Success, Inc. Totals | | \$151,054 | \$0 | \$151,054 |
| Total Attending ADM: 583.825 | Per ADM Amounts: | \$259 | \$0 | \$259 |
| Cochise Community Development Corporation | | | | |
| * Cochise Community Development Corporation | | \$1,534,272 | \$37,075 | \$1,571,347 |
| Total Attending ADM: 211.105 | Per ADM Amounts: | \$7,268 | \$176 | \$7,443 |
| Omega Alpha Academy | | | | |
| * Omega Alpha Academy | | \$3,270,364 | \$595,848 | \$3,866,212 |
| Total Attending ADM: 484.580 | Per ADM Amounts: | \$6,749 | \$1,230 | \$7,978 |
| Sierra Summit Academy | | | | |
| * Sierra Summit Academy | | \$419,693 | \$15,720 | \$435,413 |
| Total Attending ADM: 59.440 | Per ADM Amounts: | \$7,061 | \$264 | \$7,325 |
| Cochise Totals | | \$5,375,383 | \$648,643 | \$6,024,026 |
| Total Attending ADM: 1,338.950 | Per ADM Amounts: | \$4,015 | \$484 | \$4,499 |

Expenditures by Project for Charter Schools

Schoolwide
ProjectsState &
Federal
ProjectsTotal Project
Expenditures

Coconino County

Flagstaff Arts And Leadership Academy

| | | | | |
|---|------------------|-------------|----------|-------------|
| * Flagstaff Arts And Leadership Academy | | \$1,054,117 | \$10,843 | \$1,064,960 |
| Total Attending ADM: 161.335 | Per ADM Amounts: | \$6,534 | \$67 | \$6,601 |

Flagstaff Junior Academy

| | | | | |
|------------------------------|------------------|-------------|----------|-------------|
| * Flagstaff Junior Academy | | \$1,394,503 | \$82,985 | \$1,477,488 |
| Total Attending ADM: 197.190 | Per ADM Amounts: | \$7,072 | \$421 | \$7,493 |

Flagstaff Unified School District Charter School Board,

| | | | | |
|---|------------------|-----------|----------|-----------|
| * Flagstaff Unified School District Charter School Board, Inc | | \$275,467 | \$78,082 | \$353,549 |
| Total Attending ADM: 35.840 | Per ADM Amounts: | \$7,686 | \$2,179 | \$9,865 |

Montessori Charter School of Flagstaff, Inc.

| | | | | |
|--|------------------|-------------|-----|-------------|
| * Montessori Charter School of Flagstaff, Inc. | | \$1,517,650 | \$0 | \$1,517,650 |
| Total Attending ADM: 242.300 | Per ADM Amounts: | \$6,264 | \$0 | \$6,264 |

Mountain School, Inc.

| | | | | |
|------------------------------|------------------|-----------|-----|-----------|
| * Mountain School, Inc. | | \$953,503 | \$0 | \$953,503 |
| Total Attending ADM: 134.625 | Per ADM Amounts: | \$7,083 | \$0 | \$7,083 |

Northland Preparatory Academy

| | | | | |
|---------------------------------|------------------|-------------|-----|-------------|
| * Northland Preparatory Academy | | \$2,304,435 | \$0 | \$2,304,435 |
| Total Attending ADM: 344.483 | Per ADM Amounts: | \$6,690 | \$0 | \$6,690 |

Painted Desert Demonstration Projects, Inc.

| | | | | |
|---|------------------|-----------|-----------|-------------|
| * Painted Desert Demonstration Projects, Inc. | | \$427,532 | \$640,502 | \$1,068,034 |
| Total Attending ADM: 68.810 | Per ADM Amounts: | \$6,213 | \$9,308 | \$15,521 |

PEAK School Inc., The

| | | | | |
|------------------------------|------------------|-----------|-----------|-------------|
| * PEAK School Inc., The | | \$941,689 | \$153,249 | \$1,094,938 |
| Total Attending ADM: 116.595 | Per ADM Amounts: | \$8,077 | \$1,314 | \$9,391 |

Pine Forest Education Association, Inc.

| | | | | |
|---|------------------|-------------|----------|-------------|
| * Pine Forest Education Association, Inc. | | \$1,558,762 | \$80,258 | \$1,639,020 |
| Total Attending ADM: 199.345 | Per ADM Amounts: | \$7,819 | \$403 | \$8,222 |

Visions Unlimited Academy, Inc.

| | | | | |
|-----------------------------------|------------------|-----------|----------|-----------|
| * Visions Unlimited Academy, Inc. | | \$533,647 | \$98,684 | \$632,331 |
| Total Attending ADM: 73.480 | Per ADM Amounts: | \$7,262 | \$1,343 | \$8,605 |

Coconino Totals

| | | | | |
|--------------------------------|------------------|---------|-------|---------|
| Total Attending ADM: 1,574.003 | Per ADM Amounts: | \$6,964 | \$727 | \$7,691 |
|--------------------------------|------------------|---------|-------|---------|

Expenditures by Project for Charter Schools

Schoolwide
ProjectsState &
Federal
ProjectsTotal Project
Expenditures

Gila County

Destiny School, Inc.

| | | | | | |
|------------------------|---------|------------------|-------------|-----------|-------------|
| * Destiny School, Inc. | | | \$1,320,162 | \$699,342 | \$2,019,504 |
| Total Attending ADM: | 224.870 | Per ADM Amounts: | \$5,871 | \$3,110 | \$8,981 |

Liberty High School

| | | | | | |
|-----------------------|--------|------------------|-----------|---------|-----------|
| * Liberty High School | | | \$516,227 | \$8,099 | \$524,326 |
| Total Attending ADM: | 65.660 | Per ADM Amounts: | \$7,862 | \$123 | \$7,985 |

Payson Center for Success

| | | | | | |
|-----------------------------|--------|------------------|-----------|----------|-----------|
| * Payson Center for Success | | | \$290,364 | \$26,727 | \$317,091 |
| Total Attending ADM: | 51.955 | Per ADM Amounts: | \$5,589 | \$514 | \$6,103 |

Shelby School The

| | | | | | |
|--------------------|--|--|-----------|----------|-----------|
| Shelby School, The | | | \$245,528 | \$70,919 | \$316,447 |
|--------------------|--|--|-----------|----------|-----------|

| | | | | | |
|----------------------|--------|------------------|---------|---------|---------|
| Total Attending ADM: | 63.065 | Per ADM Amounts: | \$3,893 | \$1,125 | \$5,018 |
|----------------------|--------|------------------|---------|---------|---------|

| | | | | | |
|--------------------|--|--|-----------|----------|-----------|
| Shelby School, The | | | \$277,933 | \$16,213 | \$294,146 |
|--------------------|--|--|-----------|----------|-----------|

| | | | | | |
|----------------------|--------|------------------|----------|-------|----------|
| Total Attending ADM: | 23.465 | Per ADM Amounts: | \$11,845 | \$691 | \$12,536 |
|----------------------|--------|------------------|----------|-------|----------|

Shelby School The Totals

| | | | | | |
|--|--|--|-----------|----------|-----------|
| | | | \$523,461 | \$87,132 | \$610,593 |
|--|--|--|-----------|----------|-----------|

| | | | | | |
|----------------------|--------|------------------|---------|---------|---------|
| Total Attending ADM: | 86.530 | Per ADM Amounts: | \$6,049 | \$1,007 | \$7,056 |
|----------------------|--------|------------------|---------|---------|---------|

| | | | | | |
|-------------|--|--|-------------|-----------|-------------|
| Gila Totals | | | \$2,650,214 | \$821,300 | \$3,471,514 |
|-------------|--|--|-------------|-----------|-------------|

| | | | | | |
|----------------------|---------|------------------|---------|---------|---------|
| Total Attending ADM: | 429.015 | Per ADM Amounts: | \$6,177 | \$1,914 | \$8,092 |
|----------------------|---------|------------------|---------|---------|---------|

Expenditures by Project for Charter Schools

Schoolwide
ProjectsState &
Federal
ProjectsTotal Project
Expenditures

Graham County

Discovery Plus Academy

| | | | | | |
|-----------------------------|------------------|--|-----------|-----------|-----------|
| * Discovery Plus Academy | | | \$581,457 | \$104,896 | \$686,353 |
| Total Attending ADM: 85.765 | Per ADM Amounts: | | \$6,780 | \$1,223 | \$8,003 |

Gila Educational Group dba Gila Preparatory Academy

| | | | | | |
|--------------------------------------|--|--|-----------|----------|-----------|
| Gila Preparatory Academy High School | | | \$417,534 | \$17,489 | \$435,023 |
|--------------------------------------|--|--|-----------|----------|-----------|

| | | | | | |
|-----------------------------|------------------|--|---------|-------|---------|
| Total Attending ADM: 68.700 | Per ADM Amounts: | | \$6,078 | \$255 | \$6,332 |
|-----------------------------|------------------|--|---------|-------|---------|

| | | | | | |
|--|--|--|-----------|---------|-----------|
| Gila Preparatory Academy Middle School | | | \$208,768 | \$8,745 | \$217,513 |
|--|--|--|-----------|---------|-----------|

| | | | | | |
|-----------------------------|------------------|--|---------|-------|---------|
| Total Attending ADM: 35.955 | Per ADM Amounts: | | \$5,806 | \$243 | \$6,050 |
|-----------------------------|------------------|--|---------|-------|---------|

| | | | | | |
|---|--|--|-----------|----------|-----------|
| Gila Educational Group dba Gila Preparatory Academy | | | \$626,302 | \$26,234 | \$652,536 |
|---|--|--|-----------|----------|-----------|

| | | | | | |
|------------------------------|------------------|--|---------|-------|---------|
| Total Attending ADM: 104.655 | Per ADM Amounts: | | \$5,984 | \$251 | \$6,235 |
|------------------------------|------------------|--|---------|-------|---------|

Triumphant Learning Center

| | | | | | |
|------------------------------|--|--|-----------|----------|-----------|
| * Triumphant Learning Center | | | \$550,051 | \$13,569 | \$563,620 |
|------------------------------|--|--|-----------|----------|-----------|

| | | | | | |
|-----------------------------|------------------|--|---------|-------|---------|
| Total Attending ADM: 87.885 | Per ADM Amounts: | | \$6,259 | \$154 | \$6,413 |
|-----------------------------|------------------|--|---------|-------|---------|

| | | | | | |
|---------------|--|--|-------------|-----------|-------------|
| Graham Totals | | | \$1,757,810 | \$144,699 | \$1,902,509 |
|---------------|--|--|-------------|-----------|-------------|

| | | | | | |
|------------------------------|------------------|--|---------|-------|---------|
| Total Attending ADM: 278.305 | Per ADM Amounts: | | \$6,316 | \$520 | \$6,836 |
|------------------------------|------------------|--|---------|-------|---------|

Expenditures by Project for Charter Schools

Schoolwide
ProjectsState &
Federal
ProjectsTotal Project
Expenditures

La Paz County

E.Q. Scholars, Inc.

* E.Q. Scholars, Inc.

\$684,003

\$72,210

\$756,213

Total Attending ADM: 102.400

Per ADM Amounts:

\$6,680

\$705

\$7,385

La Paz Totals

\$684,003

\$72,210

\$756,213

Total Attending ADM: 102.400

Per ADM Amounts:

\$6,680

\$705

\$7,385

Expenditures by Project for Charter Schools

Schoolwide
ProjectsState &
Federal
ProjectsTotal Project
Expenditures

Maricopa County

Academy of Arizona

| | | | | |
|------------------------------|------------------|-------------|----------|-------------|
| Academy of Arizona - Main | | \$2,172,278 | \$98,409 | \$2,270,686 |
| Total Attending ADM: 266.800 | Per ADM Amounts: | \$8,142 | \$369 | \$8,511 |

| | | | | |
|-----------------------------|------------------|-----------|----------|-----------|
| Academy of Arizona - North | | \$543,069 | \$24,602 | \$567,672 |
| Total Attending ADM: 71.880 | Per ADM Amounts: | \$7,555 | \$342 | \$7,897 |

| | | | | |
|------------------------------|------------------|-------------|-----------|-------------|
| Academy of Arizona Totals | | \$2,715,347 | \$123,011 | \$2,838,358 |
| Total Attending ADM: 338.680 | Per ADM Amounts: | \$8,017 | \$363 | \$8,381 |

Academy Of Excellence, Inc.

| | | | | |
|-------------------------------|------------------|-----------|-----------|-------------|
| * Academy Of Excellence, Inc. | | \$676,829 | \$337,093 | \$1,013,922 |
| Total Attending ADM: 115.590 | Per ADM Amounts: | \$5,855 | \$2,916 | \$8,772 |

Academy with Community Partners Inc

| | | | | |
|---------------------------------------|------------------|-------------|----------|-------------|
| * Academy with Community Partners Inc | | \$1,241,922 | \$98,488 | \$1,340,410 |
| Total Attending ADM: 175.410 | Per ADM Amounts: | \$7,080 | \$561 | \$7,642 |

Accelerated Learning Center, Inc.

| | | | | |
|-------------------------------------|------------------|-------------|-----|-------------|
| * Accelerated Learning Center, Inc. | | \$1,604,913 | \$0 | \$1,604,913 |
| Total Attending ADM: 282.340 | Per ADM Amounts: | \$5,684 | \$0 | \$5,684 |

Acclaim Charter School

| | | | | |
|------------------------------|------------------|-------------|-----------|-------------|
| * Acclaim Charter School | | \$2,199,669 | \$279,687 | \$2,479,356 |
| Total Attending ADM: 336.590 | Per ADM Amounts: | \$6,535 | \$831 | \$7,366 |

Advanced Education Services

| | | | | |
|-------------------------------|------------------|-----------|-----|-----------|
| * Advanced Education Services | | \$646,898 | \$0 | \$646,898 |
| Total Attending ADM: 41.860 | Per ADM Amounts: | \$15,454 | \$0 | \$15,454 |

Advanced Education Services, Inc.

| | | | | |
|-------------------------------------|------------------|-------------|-----|-------------|
| * Advanced Education Services, Inc. | | \$1,414,270 | \$0 | \$1,414,270 |
| Total Attending ADM: 163.925 | Per ADM Amounts: | \$8,628 | \$0 | \$8,628 |

Ahwatukee Foothills Prep, Inc.

| | | | | |
|----------------------------------|------------------|-------------|----------|-------------|
| * Ahwatukee Foothills Prep, Inc. | | \$2,891,424 | \$69,956 | \$2,961,380 |
| Total Attending ADM: 225.950 | Per ADM Amounts: | \$12,797 | \$310 | \$13,106 |

AIBT Non-Profit Charter High School - Phoenix

| | | | | |
|---|------------------|-------------|----------|-------------|
| * AIBT Non-Profit Charter High School - Phoenix | | \$1,026,256 | \$67,783 | \$1,094,039 |
| Total Attending ADM: 151.760 | Per ADM Amounts: | \$6,762 | \$447 | \$7,209 |

Air Academy Charter High School dba Thomas

| | | | | |
|--|------------------|-------------|---------|-------------|
| * Air Academy Charter High School dba Thomas Jefferson | | \$1,625,135 | \$3,050 | \$1,628,185 |
| Total Attending ADM: 188.848 | Per ADM Amounts: | \$8,606 | \$16 | \$8,622 |

All Aboard Charter School dba All Aboard Charter

| | | | | |
|---|------------------|-----------|----------|-----------|
| * All Aboard Charter School dba All Aboard Charter School | | \$438,074 | \$25,738 | \$463,812 |
| Total Attending ADM: 61.155 | Per ADM Amounts: | \$7,163 | \$421 | \$7,584 |

Allen-Cochran Enterprises, Inc.

| | | | | |
|-----------------------------------|------------------|-------------|---------|-------------|
| * Allen-Cochran Enterprises, Inc. | | \$2,155,635 | \$8,415 | \$2,164,050 |
| Total Attending ADM: 290.660 | Per ADM Amounts: | \$7,416 | \$29 | \$7,445 |

American Basic Schools LLC

| | | | | |
|------------------------------|------------------|-------------|-----|-------------|
| * American Basic Schools LLC | | \$3,688,876 | \$0 | \$3,688,876 |
| Total Attending ADM: 582.510 | Per ADM Amounts: | \$6,333 | \$0 | \$6,333 |

Expenditures by Project for Charter Schools

Schoolwide
ProjectsState &
Federal
ProjectsTotal Project
Expenditures

Maricopa County

APEX Education Systems, Inc.

| | | | | |
|--------------------------------|------------------|-------------|---------|-------------|
| * APEX Education Systems, Inc. | | \$1,247,929 | \$2,971 | \$1,250,900 |
| Total Attending ADM: 153.575 | Per ADM Amounts: | \$8,126 | \$19 | \$8,145 |

Apex Public Charter Academy dba Apex Public

| | | | | |
|---|------------------|-----------|----------|-----------|
| * Apex Public Charter Academy dba Apex Public Academy | | \$268,746 | \$34,342 | \$303,088 |
| Total Attending ADM: 44.100 | Per ADM Amounts: | \$6,094 | \$779 | \$6,873 |

Arizona Academy of Science And Technology, Inc.

| | | | | |
|---|------------------|-----------|----------|-----------|
| * Arizona Academy of Science And Technology, Inc. | | \$937,410 | \$30,832 | \$968,242 |
| Total Attending ADM: 132.605 | Per ADM Amounts: | \$7,069 | \$233 | \$7,302 |

Arizona Agribusiness & Equine Center, Inc

| | | | | |
|---|------------------|-------------|-----------|-------------|
| * Arizona Agribusiness & Equine Center, Inc | | \$1,710,387 | \$195,059 | \$1,905,446 |
| Total Attending ADM: 288.660 | Per ADM Amounts: | \$5,925 | \$676 | \$6,601 |

Arizona Agribusiness & Equine Center, Inc.

| | | | | |
|--|------------------|-------------|----------|-------------|
| * Arizona Agribusiness & Equine Center, Inc. | | \$1,362,973 | \$19,509 | \$1,382,482 |
| Total Attending ADM: 229.043 | Per ADM Amounts: | \$5,951 | \$85 | \$6,036 |

Arizona Agribusiness & Equine Center, Inc.

| | | | | |
|--|------------------|-----------|---------|-----------|
| * Arizona Agribusiness & Equine Center, Inc. | | \$802,124 | \$3,141 | \$805,265 |
| Total Attending ADM: 124.110 | Per ADM Amounts: | \$6,463 | \$25 | \$6,488 |

Arizona Call-a-Teen Youth Resources, Inc.

| | | | | |
|---|------------------|-----------|-----------|-------------|
| * Arizona Call-a-Teen Youth Resources, Inc. | | \$819,888 | \$296,095 | \$1,115,983 |
| Total Attending ADM: 84.818 | Per ADM Amounts: | \$9,666 | \$3,491 | \$13,157 |

Arizona Connections Academy Charter School, Inc.

| | | | | |
|--|------------------|-------------|-----|-------------|
| * Arizona Connections Academy Charter School, Inc. | | \$2,913,256 | \$0 | \$2,913,256 |
| Total Attending ADM: 475.860 | Per ADM Amounts: | \$6,122 | \$0 | \$6,122 |

Arizona Montessori Charter School at Anthem

| | | | | |
|---|------------------|-----------|-----------|-----------|
| * Arizona Montessori Charter School at Anthem | | \$737,703 | \$138,283 | \$875,986 |
| Total Attending ADM: 88.380 | Per ADM Amounts: | \$8,347 | \$1,565 | \$9,912 |

Arizona School for Integrated Academics and

| | | | | |
|---|------------------|-------------|-----|-------------|
| * Arizona School for Integrated Academics and Technologies, | | \$2,264,681 | \$0 | \$2,264,681 |
| Total Attending ADM: 413.710 | Per ADM Amounts: | \$5,474 | \$0 | \$5,474 |

Arizona School For The Arts

| | | | | |
|-------------------------------|------------------|-------------|----------|-------------|
| * Arizona School For The Arts | | \$2,742,125 | \$30,388 | \$2,772,513 |
| Total Attending ADM: 361.710 | Per ADM Amounts: | \$7,581 | \$84 | \$7,665 |

Ascending Roots Scholastic & Athletic Premise

| | | | | |
|---|------------------|-----------|-----------|-----------|
| * Ascending Roots Scholastic & Athletic Premise | | \$574,718 | \$128,296 | \$703,014 |
| Total Attending ADM: 93.810 | Per ADM Amounts: | \$6,126 | \$1,368 | \$7,494 |

Avondale Learning dba Precision Academy

| | | | | |
|---|------------------|-----------|----------|-----------|
| * Avondale Learning dba Precision Academy | | \$520,839 | \$20,644 | \$541,483 |
| Total Attending ADM: 78.190 | Per ADM Amounts: | \$6,661 | \$264 | \$6,925 |

Back-to-Basics School

| | | | | |
|------------------------------|------------------|-------------|-----------|-------------|
| * Back-to-Basics School | | \$1,170,468 | \$177,210 | \$1,347,678 |
| Total Attending ADM: 168.390 | Per ADM Amounts: | \$6,951 | \$1,052 | \$8,003 |

Ball Charter School (Hearn)

| | | | | |
|-------------------------------|------------------|-------------|----------|-------------|
| * Ball Charter School (Hearn) | | \$2,946,332 | \$67,222 | \$3,013,554 |
| Total Attending ADM: 518.555 | Per ADM Amounts: | \$5,682 | \$130 | \$5,811 |

Expenditures by Project for Charter Schools

Schoolwide
ProjectsState &
Federal
ProjectsTotal Project
Expenditures

Maricopa County

Ball Charter Schools (Dobson)

| | | | | | |
|---------------------------------|------------------|--|-------------|-----------|-------------|
| * Ball Charter Schools (Dobson) | | | \$3,654,883 | \$106,168 | \$3,761,051 |
| Total Attending ADM: 561.715 | Per ADM Amounts: | | \$6,507 | \$189 | \$6,696 |

BASIS School, Inc.

| | | | | | |
|------------------------------|------------------|--|-------------|----------|-------------|
| * BASIS School, Inc. | | | \$1,831,850 | \$32,268 | \$1,864,118 |
| Total Attending ADM: 248.630 | Per ADM Amounts: | | \$7,368 | \$130 | \$7,498 |

Bell Canyon Charter School, Inc

| | | | | | |
|-----------------------------------|------------------|--|-------------|----------|-------------|
| * Bell Canyon Charter School, Inc | | | \$2,636,018 | \$85,151 | \$2,721,169 |
| Total Attending ADM: 346.100 | Per ADM Amounts: | | \$7,616 | \$246 | \$7,862 |

Benchmark School, Inc.

| | | | | | |
|------------------------------|------------------|--|-------------|----------|-------------|
| * Benchmark School, Inc. | | | \$2,343,820 | \$32,157 | \$2,375,977 |
| Total Attending ADM: 374.980 | Per ADM Amounts: | | \$6,251 | \$86 | \$6,336 |

Benjamin Franklin Charter School

| | | | | | |
|--|------------------|--|-------------|-----|-------------|
| Benjamin Franklin Charter School - Gilbert | | | \$2,064,802 | \$0 | \$2,064,802 |
| Total Attending ADM: 436.145 | Per ADM Amounts: | | \$4,734 | \$0 | \$4,734 |
| Benjamin Franklin Charter School - Mesa | | | \$1,211,141 | \$0 | \$1,211,141 |
| Total Attending ADM: 233.308 | Per ADM Amounts: | | \$5,191 | \$0 | \$5,191 |
| Benjamin Franklin Charter School - Power | | | \$2,930,528 | \$0 | \$2,930,528 |
| Total Attending ADM: 605.455 | Per ADM Amounts: | | \$4,840 | \$0 | \$4,840 |
| Benjamin Franklin Charter School - Queen Creek | | | \$1,993,092 | \$0 | \$1,993,092 |
| Total Attending ADM: 441.545 | Per ADM Amounts: | | \$4,514 | \$0 | \$4,514 |

Benjamin Franklin Charter School Totals

| | | | | | |
|--------------------------------|------------------|--|-------------|-----|-------------|
| Total Attending ADM: 1,716.453 | Per ADM Amounts: | | \$8,199,563 | \$0 | \$8,199,563 |
| | | | \$4,777 | \$0 | \$4,777 |

Blueprint Education

| | | | | | |
|------------------------------|------------------|--|-------------|-----------|-------------|
| * Blueprint Education | | | \$1,151,208 | \$123,079 | \$1,274,287 |
| Total Attending ADM: 175.400 | Per ADM Amounts: | | \$6,563 | \$702 | \$7,265 |

Bradley Academy of Excellence, Inc.

| | | | | | |
|---------------------------------------|------------------|--|-------------|----------|-------------|
| * Bradley Academy of Excellence, Inc. | | | \$1,026,039 | \$88,788 | \$1,114,827 |
| Total Attending ADM: 122.535 | Per ADM Amounts: | | \$8,373 | \$725 | \$9,098 |

Bright Beginnings School, Inc.

| | | | | | |
|----------------------------------|------------------|--|-------------|-----|-------------|
| * Bright Beginnings School, Inc. | | | \$2,557,863 | \$0 | \$2,557,863 |
| Total Attending ADM: 411.485 | Per ADM Amounts: | | \$6,216 | \$0 | \$6,216 |

CAFA, Inc.

| | | | | | |
|------------------------------|------------------|--|-------------|-----------|-------------|
| * CAFA, Inc. | | | \$2,808,774 | \$229,049 | \$3,037,823 |
| Total Attending ADM: 408.565 | Per ADM Amounts: | | \$6,875 | \$561 | \$7,435 |

Cambridge Academy East, Inc

| | | | | | |
|-------------------------------|------------------|--|-------------|----------|-------------|
| * Cambridge Academy East, Inc | | | \$1,369,227 | \$19,841 | \$1,389,068 |
| Total Attending ADM: 211.510 | Per ADM Amounts: | | \$6,474 | \$94 | \$6,567 |

Carden Elementary School

| | | | | | |
|------------------------------|------------------|--|-------------|-----------|-------------|
| * Carden Elementary School | | | \$2,521,626 | \$118,288 | \$2,639,914 |
| Total Attending ADM: 404.720 | Per ADM Amounts: | | \$6,231 | \$292 | \$6,523 |

Career Success Schools

| | | | | | |
|---|------------------|--|----------|----------|----------|
| Career Success High School - Cave Creek | | | \$46,573 | \$21,540 | \$68,113 |
| Total Attending ADM: 76.523 | Per ADM Amounts: | | \$609 | \$281 | \$890 |

Expenditures by Project for Charter Schools

Schoolwide
ProjectsState &
Federal
ProjectsTotal Project
Expenditures

Maricopa County

Career Success Schools

| | | | | | |
|--|------------------|--|-----------|-----------|-----------|
| Career Success High School - Copper Square | | | \$19,050 | \$59,975 | \$79,025 |
| Total Attending ADM: 90.560 | Per ADM Amounts: | | \$210 | \$662 | \$873 |
| Career Success High School - Glendale | | | \$78,633 | \$8,337 | \$86,970 |
| Total Attending ADM: 126.750 | Per ADM Amounts: | | \$620 | \$66 | \$686 |
| Career Success High School - Main Campus | | | \$143,797 | \$212,882 | \$356,679 |
| Total Attending ADM: 335.440 | Per ADM Amounts: | | \$429 | \$635 | \$1,063 |
| Career Success School -- Sage Campus K-12 | | | \$36,624 | \$185,298 | \$221,922 |
| Total Attending ADM: 169.925 | Per ADM Amounts: | | \$216 | \$1,090 | \$1,306 |
| Career Success Schools Totals | | | \$324,677 | \$488,032 | \$812,709 |
| Total Attending ADM: 799.198 | Per ADM Amounts: | | \$406 | \$611 | \$1,017 |

CASY Country Day School

| | | | | | |
|--------------------------------|------------------|--|-------------|----------|-------------|
| CASY Country Day School #1 | | | \$1,252,873 | \$1,765 | \$1,254,638 |
| Total Attending ADM: 129.250 | Per ADM Amounts: | | \$9,693 | \$14 | \$9,707 |
| CASY Country Day School #2 | | | \$425,504 | \$588 | \$426,092 |
| Total Attending ADM: 45.575 | Per ADM Amounts: | | \$9,336 | \$13 | \$9,349 |
| CASY South Valley Academy | | | \$685,534 | \$21,176 | \$706,710 |
| Total Attending ADM: 101.970 | Per ADM Amounts: | | \$6,723 | \$208 | \$6,931 |
| CASY Country Day School Totals | | | \$2,363,911 | \$23,529 | \$2,387,440 |
| Total Attending ADM: 276.795 | Per ADM Amounts: | | \$8,540 | \$85 | \$8,625 |

Challenge School, Inc.

| | | | | | |
|------------------------------|------------------|--|-------------|-----------|-------------|
| * Challenge School, Inc. | | | \$3,417,527 | \$137,846 | \$3,555,373 |
| Total Attending ADM: 566.430 | Per ADM Amounts: | | \$6,033 | \$243 | \$6,277 |

Challenger Basic School, Inc dba Challenger Basic

| | | | | | |
|--|------------------|--|-------------|----------|-------------|
| * Challenger Basic School, Inc dba Challenger Basic School | | | \$1,038,310 | \$10,645 | \$1,048,955 |
| Total Attending ADM: 147.770 | Per ADM Amounts: | | \$7,027 | \$72 | \$7,099 |

Chandler Preparatory Academy

| | | | | | |
|--------------------------------|------------------|--|-------------|-----|-------------|
| * Chandler Preparatory Academy | | | \$1,627,808 | \$0 | \$1,627,808 |
| Total Attending ADM: 229.860 | Per ADM Amounts: | | \$7,082 | \$0 | \$7,082 |

Choice Education & Development Corp. - Sequoia

| | | | | | |
|---|------------------|--|-------------|---------|-------------|
| * Choice Education & Development Corp. - Sequoia School | | | \$1,237,193 | \$6,282 | \$1,243,475 |
| Total Attending ADM: 64.340 | Per ADM Amounts: | | \$19,229 | \$98 | \$19,327 |

Choice Education and Development Corporation -

| | | | | | |
|---|------------------|--|-----------|----------|-----------|
| * Choice Education and Development Corporation - Learning | | | \$946,754 | \$43,124 | \$989,878 |
| Total Attending ADM: 143.853 | Per ADM Amounts: | | \$6,581 | \$300 | \$6,881 |

Choice Education and Development Corporation -

| | | | | | |
|--|------------------|--|-------------|-----------|-------------|
| * Choice Education and Development Corporation - Sequoia | | | \$5,233,022 | \$348,813 | \$5,581,835 |
| Total Attending ADM: 653.920 | Per ADM Amounts: | | \$8,003 | \$533 | \$8,536 |

Choice Education and Development Corporation -

| | | | | | |
|--|------------------|--|-------------|----------|-------------|
| * Choice Education and Development Corporation - Sequoia | | | \$1,131,284 | \$85,283 | \$1,216,567 |
| Total Attending ADM: 146.420 | Per ADM Amounts: | | \$7,726 | \$582 | \$8,309 |

Choice Education and Development Corporation dba

| | | | | | |
|--|------------------|--|-------------|----------|-------------|
| * Choice Education and Development Corporation dba | | | \$2,336,340 | \$75,245 | \$2,411,585 |
| Total Attending ADM: 269.365 | Per ADM Amounts: | | \$8,674 | \$279 | \$8,953 |

Expenditures by Project for Charter Schools

Schoolwide
ProjectsState &
Federal
ProjectsTotal Project
Expenditures

Maricopa County

Cholla Academy

| | | | | | |
|------------------------------|------------------|--|-------------|----------|-------------|
| * Cholla Academy | | | \$1,585,940 | \$26,413 | \$1,612,353 |
| Total Attending ADM: 255.965 | Per ADM Amounts: | | \$6,196 | \$103 | \$6,299 |

Cornerstone Charter School, Inc

| | | | | | |
|-----------------------------------|------------------|--|-------------|-----|-------------|
| * Cornerstone Charter School, Inc | | | \$1,308,519 | \$0 | \$1,308,519 |
| Total Attending ADM: 198.270 | Per ADM Amounts: | | \$6,600 | \$0 | \$6,600 |

Cortez Park Charter Middle School, Inc., dba Cortez

| | | | | | |
|--|------------------|--|-------------|-----------|-------------|
| * Cortez Park Charter Middle School, Inc., dba Cortez Park | | | \$1,299,333 | \$170,865 | \$1,470,198 |
| Total Attending ADM: 164.540 | Per ADM Amounts: | | \$7,897 | \$1,038 | \$8,935 |

Country Gardens Educational Services, LLC

| | | | | | |
|---|------------------|--|-------------|----------|-------------|
| * Country Gardens Educational Services, LLC | | | \$2,231,448 | \$11,339 | \$2,242,787 |
| Total Attending ADM: 374.290 | Per ADM Amounts: | | \$5,962 | \$30 | \$5,992 |

Crown Charter School, Inc

| | | | | | |
|------------------------------|------------------|--|-------------|----------|-------------|
| * Crown Charter School, Inc | | | \$1,556,863 | \$97,009 | \$1,653,872 |
| Total Attending ADM: 293.750 | Per ADM Amounts: | | \$5,300 | \$330 | \$5,630 |

D.W. Higgins Institute

| | | | | | |
|------------------------------|------------------|--|-----------|----------|-------------|
| * D.W. Higgins Institute | | | \$993,280 | \$14,546 | \$1,007,826 |
| Total Attending ADM: 114.515 | Per ADM Amounts: | | \$8,674 | \$127 | \$8,801 |

DCS Partner, Inc. dba Destiny Community School.

| | | | | | |
|---|------------------|--|-------------|----------|-------------|
| * DCS Partner, Inc. dba Destiny Community School. | | | \$1,210,267 | \$44,339 | \$1,254,606 |
| Total Attending ADM: 164.820 | Per ADM Amounts: | | \$7,343 | \$269 | \$7,612 |

Deer Valley Charter Schools, Inc.

| | | | | | |
|-------------------------------------|------------------|--|-----------|----------|-----------|
| * Deer Valley Charter Schools, Inc. | | | \$413,916 | \$10,281 | \$424,197 |
| Total Attending ADM: 67.743 | Per ADM Amounts: | | \$6,110 | \$152 | \$6,262 |

Desert Hills Public Charter High School

| | | | | | |
|---|------------------|--|-------------|-----------|-------------|
| * Desert Hills Public Charter High School | | | \$3,417,465 | \$146,918 | \$3,564,383 |
| Total Attending ADM: 506.640 | Per ADM Amounts: | | \$6,745 | \$290 | \$7,035 |

Eagles Aerie Schools

| | | | | | |
|------------------------------|------------------|--|-------------|----------|-------------|
| * Eagles Aerie Schools | | | \$1,612,272 | \$28,498 | \$1,640,770 |
| Total Attending ADM: 233.220 | Per ADM Amounts: | | \$6,913 | \$122 | \$7,035 |

East Mesa Charter Elementary School, Inc.

| | | | | | |
|---|------------------|--|-------------|-----------|-------------|
| * East Mesa Charter Elementary School, Inc. | | | \$2,943,477 | \$265,373 | \$3,208,850 |
| Total Attending ADM: 408.695 | Per ADM Amounts: | | \$7,202 | \$649 | \$7,851 |

East Valley Academy

| | | | | | |
|-----------------------------|------------------|--|-----------|-----|-----------|
| * East Valley Academy | | | \$150,623 | \$0 | \$150,623 |
| Total Attending ADM: 20.710 | Per ADM Amounts: | | \$7,273 | \$0 | \$7,273 |

E-cademie, A Charter School

| | | | | | |
|-------------------------------|------------------|--|-------------|-----------|-------------|
| * E-cademie, A Charter School | | | \$1,033,410 | \$198,333 | \$1,231,743 |
| Total Attending ADM: 136.890 | Per ADM Amounts: | | \$7,549 | \$1,449 | \$8,998 |

Edkey, Inc. - Pathfinder Academy

| | | | | | |
|------------------------------------|------------------|--|-----------|---------|-----------|
| * Edkey, Inc. - Pathfinder Academy | | | \$349,748 | \$3,345 | \$353,093 |
| Total Attending ADM: 52.845 | Per ADM Amounts: | | \$6,618 | \$63 | \$6,682 |

Edkey, Inc. - Redwood Academy

| | | | | | |
|---------------------------------|------------------|--|-----------|----------|-----------|
| * Edkey, Inc. - Redwood Academy | | | \$614,214 | \$42,220 | \$656,434 |
| Total Attending ADM: 85.868 | Per ADM Amounts: | | \$7,153 | \$492 | \$7,645 |

Expenditures by Project for Charter Schools

Schoolwide
ProjectsState &
Federal
ProjectsTotal Project
Expenditures

Maricopa County

Educational Administrative Services

| | | | | | |
|---------------------------------------|------------------|--|-----------|-----|-----------|
| * Educational Administrative Services | | | \$478,473 | \$0 | \$478,473 |
| Total Attending ADM: 65.380 | Per ADM Amounts: | | \$7,318 | \$0 | \$7,318 |

EduPreneurship, Inc.

| | | | | | |
|------------------------------|------------------|--|-----------|----------|-----------|
| * EduPreneurship, Inc. | | | \$804,111 | \$46,066 | \$850,177 |
| Total Attending ADM: 143.230 | Per ADM Amounts: | | \$5,614 | \$322 | \$5,936 |

Edu-Prize, Inc.

| | | | | | |
|--------------------------------|------------------|--|-------------|-----------|-------------|
| * Edu-Prize, Inc. | | | \$6,106,372 | \$122,886 | \$6,229,258 |
| Total Attending ADM: 1,048.785 | Per ADM Amounts: | | \$5,822 | \$117 | \$5,939 |

E-Institute Charter Schools, Inc.

| | | | | | |
|------------------------------|------------------|--|-----------|----------|-----------|
| e-Institute at Acoma | | | \$330,546 | \$13,285 | \$343,831 |
| Total Attending ADM: 74.310 | Per ADM Amounts: | | \$4,448 | \$179 | \$4,627 |
| e-Institute at Union Hills | | | \$533,904 | \$33,452 | \$567,356 |
| Total Attending ADM: 180.030 | Per ADM Amounts: | | \$2,966 | \$186 | \$3,151 |

E-Institute Charter Schools, Inc. Totals

| | | | | | |
|------------------------------|------------------|--|-----------|----------|-----------|
| Total Attending ADM: 254.340 | Per ADM Amounts: | | \$864,450 | \$46,737 | \$911,187 |
| | | | \$3,399 | \$184 | \$3,583 |

El Dorado Public Charter High School

| | | | | | |
|--|------------------|--|-------------|-----------|-------------|
| * El Dorado Public Charter High School | | | \$1,516,237 | \$115,911 | \$1,632,148 |
| Total Attending ADM: 216.805 | Per ADM Amounts: | | \$6,994 | \$535 | \$7,528 |

Employ-Ability Unlimited, Inc. dba Copper Canyon

| | | | | | |
|------------------------------|------------------|--|-------------|-----------|-------------|
| Copper Canyon Academy | | | \$1,132,895 | \$142,724 | \$1,275,619 |
| Total Attending ADM: 120.795 | Per ADM Amounts: | | \$9,379 | \$1,182 | \$10,560 |
| Desert Pointe Academy | | | \$419,016 | \$52,788 | \$471,804 |
| Total Attending ADM: 123.780 | Per ADM Amounts: | | \$3,385 | \$426 | \$3,812 |

Employ-Ability Unlimited, Inc. dba Copper Canyon

| | | | | | |
|------------------------------|------------------|--|-------------|-----------|-------------|
| Total Attending ADM: 244.575 | Per ADM Amounts: | | \$1,551,911 | \$195,512 | \$1,747,423 |
| | | | \$6,345 | \$799 | \$7,145 |

Enterprise Academy

| | | | | | |
|-----------------------------|------------------|--|-----------|----------|-----------|
| * Enterprise Academy | | | \$489,331 | \$73,444 | \$562,775 |
| Total Attending ADM: 77.160 | Per ADM Amounts: | | \$6,342 | \$952 | \$7,294 |

Esperanza Community Collegial Academy

| | | | | | |
|---|------------------|--|-----------|-----------|-----------|
| * Esperanza Community Collegial Academy | | | \$556,597 | \$192,353 | \$748,950 |
| Total Attending ADM: 66.930 | Per ADM Amounts: | | \$8,316 | \$2,874 | \$11,190 |

Espiritu Community Development Corp.

| | | | | | |
|--|------------------|--|-------------|-----------|-------------|
| * Espiritu Community Development Corp. | | | \$5,376,499 | \$626,466 | \$6,002,965 |
| Total Attending ADM: 752.860 | Per ADM Amounts: | | \$7,141 | \$832 | \$7,974 |

Estrella Public Charter High School

| | | | | | |
|---------------------------------------|------------------|--|-------------|-----------|-------------|
| * Estrella Public Charter High School | | | \$3,079,104 | \$232,912 | \$3,312,016 |
| Total Attending ADM: 475.640 | Per ADM Amounts: | | \$6,474 | \$490 | \$6,963 |

Excalibur Charter School Inc

| | | | | | |
|--------------------------------|------------------|--|-------------|-----------|-------------|
| * Excalibur Charter School Inc | | | \$2,571,880 | \$439,498 | \$3,011,378 |
| Total Attending ADM: 393.460 | Per ADM Amounts: | | \$6,537 | \$1,117 | \$7,654 |

Florence Crittenton Services of Arizona, Inc.

| | | | | | |
|---|------------------|--|-------------|-----------|-------------|
| * Florence Crittenton Services of Arizona, Inc. | | | \$1,317,550 | \$130,979 | \$1,448,529 |
| Total Attending ADM: 191.930 | Per ADM Amounts: | | \$6,865 | \$682 | \$7,547 |

Expenditures by Project for Charter Schools

Schoolwide
ProjectsState &
Federal
ProjectsTotal Project
Expenditures

Maricopa County

Foothills Academy

| | | | | | |
|------------------------------|------------------|--|-------------|----------|-------------|
| * Foothills Academy | | | \$1,673,375 | \$33,996 | \$1,707,371 |
| Total Attending ADM: 238.710 | Per ADM Amounts: | | \$7,010 | \$142 | \$7,152 |

Fountain Hills Charter School

| | | | | | |
|---------------------------------|------------------|--|-------------|----------|-------------|
| * Fountain Hills Charter School | | | \$1,374,092 | \$28,980 | \$1,403,072 |
| Total Attending ADM: 164.970 | Per ADM Amounts: | | \$8,329 | \$176 | \$8,505 |

Franklin Arts Academies

| | | | | | |
|------------------------------|------------------|--|-------------|-----------|-------------|
| * Franklin Arts Academies | | | \$5,400,452 | \$182,281 | \$5,582,733 |
| Total Attending ADM: 650.680 | Per ADM Amounts: | | \$8,300 | \$280 | \$8,580 |

Friendly House, Inc.

| | | | | | |
|------------------------------|------------------|--|-------------|-----------|-------------|
| * Friendly House, Inc. | | | \$1,375,171 | \$304,890 | \$1,680,061 |
| Total Attending ADM: 219.890 | Per ADM Amounts: | | \$6,254 | \$1,387 | \$7,640 |

GAR, LLC dba Student Choice High School

| | | | | | |
|---|------------------|--|-----------|-----|-----------|
| * GAR, LLC dba Student Choice High School | | | \$419,916 | \$0 | \$419,916 |
| Total Attending ADM: 124.105 | Per ADM Amounts: | | \$3,384 | \$0 | \$3,384 |

Gem Charter School, Inc.

| | | | | | |
|-----------------------------|------------------|--|-----------|----------|-----------|
| * Gem Charter School, Inc. | | | \$471,816 | \$10,802 | \$482,618 |
| Total Attending ADM: 62.705 | Per ADM Amounts: | | \$7,524 | \$172 | \$7,697 |

Genesis Academy

| | | | | | |
|------------------------------|------------------|--|-----------|-----------|-------------|
| * Genesis Academy | | | \$920,073 | \$104,453 | \$1,024,526 |
| Total Attending ADM: 119.705 | Per ADM Amounts: | | \$7,686 | \$873 | \$8,559 |

Global Renaissance Academy of Distinguished

| | | | | | |
|---|------------------|--|-----------|----------|-----------|
| * Global Renaissance Academy of Distinguished Education | | | \$474,180 | \$16,000 | \$490,180 |
| Total Attending ADM: 57.253 | Per ADM Amounts: | | \$8,282 | \$279 | \$8,562 |

Happy Valley School, Inc.

| | | | | | |
|------------------------------|------------------|--|-------------|----------|-------------|
| * Happy Valley School, Inc. | | | \$3,938,401 | \$66,912 | \$4,005,313 |
| Total Attending ADM: 653.020 | Per ADM Amounts: | | \$6,031 | \$102 | \$6,134 |

Heritage Academy, Inc.

| | | | | | |
|------------------------------|------------------|--|-------------|-----|-------------|
| * Heritage Academy, Inc. | | | \$2,725,627 | \$0 | \$2,725,627 |
| Total Attending ADM: 403.465 | Per ADM Amounts: | | \$6,756 | \$0 | \$6,756 |

Heritage Elementary School

| | | | | | |
|------------------------------|------------------|--|-------------|-----------|-------------|
| * Heritage Elementary School | | | \$3,973,258 | \$115,802 | \$4,089,060 |
| Total Attending ADM: 638.495 | Per ADM Amounts: | | \$6,223 | \$181 | \$6,404 |

Horizon Community Learning Center, Inc.

| | | | | | |
|---|------------------|--|-------------|-----------|-------------|
| * Horizon Community Learning Center, Inc. | | | \$9,158,958 | \$157,099 | \$9,316,057 |
| Total Attending ADM: 1,409.180 | Per ADM Amounts: | | \$6,499 | \$111 | \$6,611 |

Humanities and Sciences Academy of the United States,

| | | | | | |
|---|------------------|--|-------------|-----|-------------|
| Humanities and Science Institute - Tempe | | | \$60,940 | \$0 | \$60,940 |
| Total Attending ADM: 10.970 | Per ADM Amounts: | | \$5,555 | \$0 | \$5,555 |
| Humanities and Sciences Academy Arizona | | | \$3,080,848 | \$0 | \$3,080,848 |
| Total Attending ADM: 732.780 | Per ADM Amounts: | | \$4,204 | \$0 | \$4,204 |
| International Commerce Institute - Tempe | | | \$74,482 | \$0 | \$74,482 |
| Total Attending ADM: 17.920 | Per ADM Amounts: | | \$4,156 | \$0 | \$4,156 |
| International Commerce Institute - Tsaila | | | \$169,277 | \$0 | \$169,277 |
| Total Attending ADM: 35.620 | Per ADM Amounts: | | \$4,752 | \$0 | \$4,752 |

Expenditures by Project for Charter Schools

Schoolwide
ProjectsState &
Federal
ProjectsTotal Project
Expenditures

Maricopa County

Humanities and Sciences Academy of the United States,

| | | | | |
|---|------------------|-------------|-----|-------------|
| Humanities and Sciences Academy of the United States, | | \$3,385,547 | \$0 | \$3,385,547 |
| Total Attending ADM: 797.290 | Per ADM Amounts: | \$4,246 | \$0 | \$4,246 |

Imagine Charter Elementary at Camelback, Inc.

| | | | | |
|---|------------------|-------------|-----|-------------|
| * Imagine Charter Elementary at Camelback, Inc. | | \$1,633,051 | \$0 | \$1,633,051 |
| Total Attending ADM: 128.385 | Per ADM Amounts: | \$12,720 | \$0 | \$12,720 |

Imagine Charter Elementary at Desert West, Inc.

| | | | | |
|---|------------------|-------------|-----------|-------------|
| * Imagine Charter Elementary at Desert West, Inc. | | \$2,483,629 | \$156,072 | \$2,639,701 |
| Total Attending ADM: 307.095 | Per ADM Amounts: | \$8,087 | \$508 | \$8,596 |

Imagine Elementary at Tempe, Inc.

| | | | | |
|-------------------------------------|------------------|-------------|-----------|-------------|
| * Imagine Elementary at Tempe, Inc. | | \$1,215,848 | \$125,000 | \$1,340,848 |
| Total Attending ADM: 120.790 | Per ADM Amounts: | \$10,066 | \$1,035 | \$11,101 |

Imagine Middle at East Mesa, Inc.

| | | | | |
|-------------------------------------|------------------|-----------|-----|-----------|
| * Imagine Middle at East Mesa, Inc. | | \$163,419 | \$0 | \$163,419 |
| Total Attending ADM: 26.320 | Per ADM Amounts: | \$6,209 | \$0 | \$6,209 |

Imagine Middle at Surprise, Inc.

| | | | | |
|------------------------------------|------------------|-----------|-----------|-------------|
| * Imagine Middle at Surprise, Inc. | | \$861,469 | \$141,214 | \$1,002,683 |
| Total Attending ADM: 115.840 | Per ADM Amounts: | \$7,437 | \$1,219 | \$8,656 |

Integrity Education Corporation

| | | | | |
|-----------------------------------|------------------|-----------|----------|-----------|
| * Integrity Education Corporation | | \$626,848 | \$64,803 | \$691,651 |
| Total Attending ADM: 70.115 | Per ADM Amounts: | \$8,940 | \$924 | \$9,865 |

Intelli-School, Inc.

| | | | | |
|------------------------------|------------------|-------------|----------|-------------|
| * Intelli-School, Inc. | | \$1,339,488 | \$28,175 | \$1,367,663 |
| Total Attending ADM: 152.910 | Per ADM Amounts: | \$8,760 | \$184 | \$8,944 |

International Commerce Secondary Schools, Inc.

| | | | | |
|---|------------------|-----------|-----|-----------|
| Humanities & Sciences Institute - Phoenix | | \$139,104 | \$0 | \$139,104 |
| Total Attending ADM: 44.320 | Per ADM Amounts: | \$3,139 | \$0 | \$3,139 |

| | | | | |
|--|------------------|-------------|-----|-------------|
| International Commerce Institute - Phoenix | | \$1,251,936 | \$0 | \$1,251,936 |
| Total Attending ADM: 296.090 | Per ADM Amounts: | \$4,228 | \$0 | \$4,228 |

International Commerce Secondary Schools, Inc. Totals

| | | | | |
|------------------------------|------------------|-------------|-----|-------------|
| | | \$1,391,040 | \$0 | \$1,391,040 |
| Total Attending ADM: 340.410 | Per ADM Amounts: | \$4,086 | \$0 | \$4,086 |

International Studies Academy

| | | | | |
|---------------------------------|------------------|-------------|---------|-------------|
| * International Studies Academy | | \$1,158,769 | \$7,192 | \$1,165,961 |
| Total Attending ADM: 109.680 | Per ADM Amounts: | \$10,565 | \$66 | \$10,631 |

James Madison Preparatory School

| | | | | |
|------------------------------------|------------------|-------------|----------|-------------|
| * James Madison Preparatory School | | \$1,259,426 | \$12,400 | \$1,271,826 |
| Total Attending ADM: 163.580 | Per ADM Amounts: | \$7,699 | \$76 | \$7,775 |

James Sandoval Preparatory High School

| | | | | |
|--|------------------|-------------|-----------|-------------|
| * James Sandoval Preparatory High School | | \$1,119,325 | \$102,675 | \$1,222,000 |
| Total Attending ADM: 155.200 | Per ADM Amounts: | \$7,212 | \$662 | \$7,874 |

Kachina Country Day School

| | | | | |
|---|------------------|-----------|---------|-----------|
| Kachina Country Day School - North Campus | | \$220,879 | \$3,848 | \$224,727 |
| Total Attending ADM: 35.170 | Per ADM Amounts: | \$6,280 | \$109 | \$6,390 |

| | | | | |
|-------------------------------|------------------|-----------|-------|-----------|
| Kachina Country Day School #1 | | \$615,685 | \$264 | \$615,949 |
| Total Attending ADM: 52.125 | Per ADM Amounts: | \$11,812 | \$5 | \$11,817 |

Expenditures by Project for Charter Schools

Schoolwide
ProjectsState &
Federal
ProjectsTotal Project
Expenditures

Maricopa County

Kachina Country Day School

Kachina Country Day School Totals

\$836,564

\$4,112

\$840,676

Total Attending ADM: 87.295

Per ADM Amounts:

\$9,583

\$47

\$9,630

Keystone Montessori Charter School, Inc.

* Keystone Montessori Charter School, Inc.

\$2,642,188

\$0

\$2,642,188

Total Attending ADM: 190.780

Per ADM Amounts:

\$13,849

\$0

\$13,849

Khalsa Montessori Elementary Schools

* Khalsa Montessori Elementary Schools

\$879,300

\$16,432

\$895,732

Total Attending ADM: 136.880

Per ADM Amounts:

\$6,424

\$120

\$6,544

LEAD Charter Schools

Leading Edge Academy

\$636,453

\$31,840

\$668,293

Total Attending ADM: 123.000

Per ADM Amounts:

\$5,174

\$259

\$5,433

Leading Edge Academy

\$285,142

\$4,661

\$289,803

Total Attending ADM: 47.605

Per ADM Amounts:

\$5,990

\$98

\$6,088

Leading Edge Academy

\$956,981

\$25,694

\$982,675

Total Attending ADM: 192.490

Per ADM Amounts:

\$4,972

\$133

\$5,105

LEAD Charter Schools Totals

\$1,878,576

\$62,195

\$1,940,771

Total Attending ADM: 363.095

Per ADM Amounts:

\$5,174

\$171

\$5,345

Legacy Education Group

* Legacy Education Group

\$865,123

\$122,458

\$987,581

Total Attending ADM: 118.690

Per ADM Amounts:

\$7,289

\$1,032

\$8,321

Legacy Schools

* Legacy Schools

\$2,725,036

\$74,476

\$2,799,512

Total Attending ADM: 312.175

Per ADM Amounts:

\$8,729

\$239

\$8,968

Liberty Traditional Charter School

* Liberty Traditional Charter School

\$2,095,315

\$182,203

\$2,277,518

Total Attending ADM: 344.565

Per ADM Amounts:

\$6,081

\$529

\$6,610

Life Skills Center of Arizona, Inc. dba Life Skills Center

* Life Skills Center of Arizona, Inc. dba Life Skills Center of

\$2,152,715

\$0

\$2,152,715

Total Attending ADM: 330.660

Per ADM Amounts:

\$6,510

\$0

\$6,510

Little Lamb Community School

* Little Lamb Community School

\$985,556

\$9,849

\$995,405

Total Attending ADM: 123.495

Per ADM Amounts:

\$7,981

\$80

\$8,060

Maricopa County Community College District on behalf

* Maricopa County Community College District on behalf of

\$1,220,573

\$71,607

\$1,292,180

Total Attending ADM: 198.110

Per ADM Amounts:

\$6,161

\$361

\$6,523

Maricopa County Community College District on behalf

* Maricopa County Community College District on behalf of

\$458,579

\$0

\$458,579

Total Attending ADM: 61.940

Per ADM Amounts:

\$7,404

\$0

\$7,404

Maya Public Charter High School

* Maya Public Charter High School

\$3,379,124

\$303,596

\$3,682,720

Total Attending ADM: 548.360

Per ADM Amounts:

\$6,162

\$554

\$6,716

Mesa Arts Academy

* Mesa Arts Academy

\$1,353,304

\$108,112

\$1,461,416

Total Attending ADM: 202.760

Per ADM Amounts:

\$6,674

\$533

\$7,208

Expenditures by Project for Charter Schools

Schoolwide
ProjectsState &
Federal
ProjectsTotal Project
Expenditures

Maricopa County

Metropolitan Arts Institute, Inc.

| | | | | | |
|-------------------------------------|------------------|--|-------------|----------|-------------|
| * Metropolitan Arts Institute, Inc. | | | \$1,460,924 | \$16,037 | \$1,476,961 |
| Total Attending ADM: 209.640 | Per ADM Amounts: | | \$6,969 | \$76 | \$7,045 |

Midtown Primary School

| | | | | | |
|-----------------------------|------------------|--|-----------|----------|-----------|
| * Midtown Primary School | | | \$475,678 | \$47,737 | \$523,415 |
| Total Attending ADM: 86.745 | Per ADM Amounts: | | \$5,484 | \$550 | \$6,034 |

Milestones Charter School

| | | | | | |
|------------------------------|------------------|--|-------------|----------|-------------|
| * Milestones Charter School | | | \$2,631,297 | \$18,517 | \$2,649,814 |
| Total Attending ADM: 290.245 | Per ADM Amounts: | | \$9,066 | \$64 | \$9,130 |

Mission Charter School, Inc.

| | | | | | |
|------------------------------|------------------|--|-----------|----------|-----------|
| Mission Academy High School | | | \$333,791 | \$2,944 | \$336,735 |
| Total Attending ADM: 15.400 | Per ADM Amounts: | | \$21,675 | \$191 | \$21,866 |
| Mission Charter School | | | \$653,388 | \$14,925 | \$668,313 |
| Total Attending ADM: 142.550 | Per ADM Amounts: | | \$4,584 | \$105 | \$4,688 |

Mission Charter School, Inc. Totals

| | | | | | |
|------------------------------|------------------|--|-----------|----------|-------------|
| Total Attending ADM: 157.950 | Per ADM Amounts: | | \$987,179 | \$17,869 | \$1,005,048 |
| | | | \$6,250 | \$113 | \$6,363 |

Montessori Academy, Inc. Montessori Academy

| | | | | | |
|---|------------------|--|-----------|-----|-----------|
| * Montessori Academy, Inc. Montessori Academy | | | \$704,974 | \$0 | \$704,974 |
| Total Attending ADM: 77.520 | Per ADM Amounts: | | \$9,094 | \$0 | \$9,094 |

Montessori Day Public Schools Chartered, Inc.

| | | | | | |
|--|------------------|--|-----------|-----------|-----------|
| Montessori Day Public Schools Chartered - Mountainside | | | \$715,169 | \$134,110 | \$849,279 |
| Total Attending ADM: 205.630 | Per ADM Amounts: | | \$3,478 | \$652 | \$4,130 |
| Montessori Day Public Schools Chartered - Tempe | | | \$122,266 | \$4,186 | \$126,452 |
| Total Attending ADM: 35.090 | Per ADM Amounts: | | \$3,484 | \$119 | \$3,604 |

Montessori Day Public Schools Chartered, Inc. Totals

| | | | | | |
|------------------------------|------------------|--|-----------|-----------|-----------|
| Total Attending ADM: 240.720 | Per ADM Amounts: | | \$837,435 | \$138,296 | \$975,731 |
| | | | \$3,479 | \$575 | \$4,053 |

Montessori Education Centre Charter School

| | | | | | |
|---|------------------|--|-------------|----------|-------------|
| Montessori Education Centre-Charter School North | | | \$929,928 | \$19,352 | \$949,280 |
| Total Attending ADM: 173.455 | Per ADM Amounts: | | \$5,361 | \$112 | \$5,473 |
| Montessori Education Centre Charter School - Mesa | | | \$1,394,894 | \$29,030 | \$1,423,924 |
| Total Attending ADM: 215.350 | Per ADM Amounts: | | \$6,477 | \$135 | \$6,612 |

Montessori Education Centre Charter School Totals

| | | | | | |
|------------------------------|------------------|--|-------------|----------|-------------|
| Total Attending ADM: 388.805 | Per ADM Amounts: | | \$2,324,822 | \$48,382 | \$2,373,204 |
| | | | \$5,979 | \$124 | \$6,104 |

Montessori House, Inc.

| | | | | | |
|-----------------------------|------------------|--|-----------|-----|-----------|
| * Montessori House, Inc. | | | \$213,607 | \$0 | \$213,607 |
| Total Attending ADM: 40.500 | Per ADM Amounts: | | \$5,274 | \$0 | \$5,274 |

Montezuma Public Charter Middle School

| | | | | | |
|--|------------------|--|-----------|---------|-----------|
| * Montezuma Public Charter Middle School | | | \$127,444 | \$3,784 | \$131,228 |
| Total Attending ADM: 22.885 | Per ADM Amounts: | | \$5,569 | \$165 | \$5,734 |

New Century Educational Management Services

| | | | | | |
|---|------------------|--|-----------|-----|-----------|
| * New Century Educational Management Services | | | \$157,883 | \$0 | \$157,883 |
| Total Attending ADM: 25.840 | Per ADM Amounts: | | \$6,110 | \$0 | \$6,110 |

New Horizon School for the Performing Arts

| | | | | | |
|--|------------------|--|-------------|----------|-------------|
| * New Horizon School for the Performing Arts | | | \$1,136,227 | \$99,838 | \$1,236,065 |
| Total Attending ADM: 140.265 | Per ADM Amounts: | | \$8,101 | \$712 | \$8,812 |

Expenditures by Project for Charter Schools

Schoolwide
ProjectsState &
Federal
ProjectsTotal Project
Expenditures

Maricopa County

New Samaritan High School

| | | | | | |
|-----------------------------|------------------|--|-----------|----------|-----------|
| * New Samaritan High School | | | \$520,286 | \$16,507 | \$536,793 |
| Total Attending ADM: 84.500 | Per ADM Amounts: | | \$6,157 | \$195 | \$6,353 |

New School For The Arts

| | | | | | |
|------------------------------|------------------|--|-------------|----------|-------------|
| * New School For The Arts | | | \$1,995,170 | \$55,286 | \$2,050,456 |
| Total Attending ADM: 265.300 | Per ADM Amounts: | | \$7,520 | \$208 | \$7,729 |

New School for the Arts Middle School

| | | | | | |
|---|------------------|--|-----------|----------|-----------|
| * New School for the Arts Middle School | | | \$290,893 | \$28,389 | \$319,282 |
| Total Attending ADM: 43.610 | Per ADM Amounts: | | \$6,670 | \$651 | \$7,321 |

New World Educational Center

| | | | | | |
|-----------------------------------|------------------|--|-----------|-----|-----------|
| New World Education Center - Mesa | | | \$209,829 | \$0 | \$209,829 |
| Total Attending ADM: 37.650 | Per ADM Amounts: | | \$5,573 | \$0 | \$5,573 |

| | | | | | |
|------------------------------|------------------|--|-------------|----------|-------------|
| New World Educational Center | | | \$1,141,147 | \$94,669 | \$1,235,816 |
| Total Attending ADM: 245.125 | Per ADM Amounts: | | \$4,655 | \$386 | \$5,042 |

New World Educational Center Totals

| | | | | | |
|------------------------------|------------------|--|---------|-------|---------|
| Total Attending ADM: 282.775 | Per ADM Amounts: | | \$4,778 | \$335 | \$5,112 |
|------------------------------|------------------|--|---------|-------|---------|

Noah Webster Basic School

| | | | | | |
|--------------------------------|------------------|--|-------------|-----------|-------------|
| * Noah Webster Basic School | | | \$6,070,293 | \$192,238 | \$6,262,531 |
| Total Attending ADM: 1,057.110 | Per ADM Amounts: | | \$5,742 | \$182 | \$5,924 |

North Star Charter School, Inc.

| | | | | | |
|-----------------------------------|------------------|--|-----------|----------|-----------|
| * North Star Charter School, Inc. | | | \$500,030 | \$57,401 | \$557,431 |
| Total Attending ADM: 74.760 | Per ADM Amounts: | | \$6,688 | \$768 | \$7,456 |

Ocotillo Public Charter High School dba Ocotillo Public

| | | | | | |
|--|------------------|--|-------------|-----------|-------------|
| * Ocotillo Public Charter High School dba Ocotillo Public High | | | \$1,864,993 | \$273,525 | \$2,138,518 |
| Total Attending ADM: 268.765 | Per ADM Amounts: | | \$6,939 | \$1,018 | \$7,957 |

Ombudsman Educational Services, Ltd., a subsidiary of

| | | | | | |
|------------------------------|------------------|--|-----------|-----|-----------|
| Ombudsman - Charter East | | | \$575,181 | \$0 | \$575,181 |
| Total Attending ADM: 111.880 | Per ADM Amounts: | | \$5,141 | \$0 | \$5,141 |

| | | | | | |
|-----------------------------|------------------|--|-----------|-----|-----------|
| Ombudsman - Charter Metro | | | \$411,123 | \$0 | \$411,123 |
| Total Attending ADM: 89.930 | Per ADM Amounts: | | \$4,572 | \$0 | \$4,572 |

| | | | | | |
|-------------------------------|------------------|--|-----------|-----|-----------|
| Ombudsman - Charter Northeast | | | \$536,372 | \$0 | \$536,372 |
| Total Attending ADM: 99.498 | Per ADM Amounts: | | \$5,391 | \$0 | \$5,391 |

| | | | | | |
|-------------------------------|------------------|--|-----------|-----|-----------|
| Ombudsman - Charter Northwest | | | \$574,263 | \$0 | \$574,263 |
| Total Attending ADM: 101.140 | Per ADM Amounts: | | \$5,678 | \$0 | \$5,678 |

| | | | | | |
|-----------------------------|------------------|--|-----------|-----|-----------|
| Ombudsman - Charter West | | | \$351,416 | \$0 | \$351,416 |
| Total Attending ADM: 74.065 | Per ADM Amounts: | | \$4,745 | \$0 | \$4,745 |

Ombudsman Educational Services, Ltd., a subsidiary of

| | | | | | |
|------------------------------|------------------|--|---------|-----|---------|
| Total Attending ADM: 476.513 | Per ADM Amounts: | | \$5,138 | \$0 | \$5,138 |
|------------------------------|------------------|--|---------|-----|---------|

OMEGA SCHOOLS d.b.a. Omega Academy, Inc.

| | | | | | |
|-----------------------------|------------------|--|-----------|----------|-----------|
| C. Doby Middle School | | | \$539,404 | \$73,862 | \$613,266 |
| Total Attending ADM: 72.850 | Per ADM Amounts: | | \$7,404 | \$1,014 | \$8,418 |

| | | | | | |
|-----------------------------|------------------|--|-----------|----------|-----------|
| La Puerta High School | | | \$531,760 | \$72,815 | \$604,575 |
| Total Attending ADM: 71.820 | Per ADM Amounts: | | \$7,404 | \$1,014 | \$8,418 |

| | | | | | |
|-----------------------------|------------------|--|-----------|----------|-----------|
| Oasis High School | | | \$333,703 | \$45,695 | \$379,397 |
| Total Attending ADM: 45.070 | Per ADM Amounts: | | \$7,404 | \$1,014 | \$8,418 |

Expenditures by Project for Charter Schools

Schoolwide
ProjectsState &
Federal
ProjectsTotal Project
Expenditures

Maricopa County

OMEGA SCHOOLS d.b.a. Omega Academy, Inc.

| | | | | | |
|---|------------------|--|-------------|-----------|-------------|
| Omega Academy | | | \$1,088,343 | \$149,030 | \$1,237,373 |
| Total Attending ADM: 147.005 | Per ADM Amounts: | | \$7,403 | \$1,014 | \$8,417 |
| S. Sturgeon Middle School | | | \$595,607 | \$81,558 | \$677,165 |
| Total Attending ADM: 80.450 | Per ADM Amounts: | | \$7,403 | \$1,014 | \$8,417 |
| Stellar Prep | | | \$576,369 | \$78,924 | \$655,293 |
| Total Attending ADM: 77.850 | Per ADM Amounts: | | \$7,404 | \$1,014 | \$8,417 |
| OMEGA SCHOOLS d.b.a. Omega Academy, Inc. Totals | | | \$3,665,185 | \$501,883 | \$4,167,069 |
| Total Attending ADM: 495.045 | Per ADM Amounts: | | \$7,404 | \$1,014 | \$8,418 |

P.L.C. Charter Schools

| | | | | | |
|-----------------------------------|------------------|--|-------------|-----------|-------------|
| Arts Academy at Estrella Mountain | | | \$2,563,410 | \$285,274 | \$2,848,685 |
| Total Attending ADM: 664.370 | Per ADM Amounts: | | \$3,858 | \$429 | \$4,288 |
| Arts Academy at South Mountain | | | \$793,949 | \$74,374 | \$868,323 |
| Total Attending ADM: 172.655 | Per ADM Amounts: | | \$4,598 | \$431 | \$5,029 |
| P.L.C. Charter Schools Totals | | | \$3,357,359 | \$359,649 | \$3,717,008 |
| Total Attending ADM: 837.025 | Per ADM Amounts: | | \$4,011 | \$430 | \$4,441 |

Pan-American Elementary Charter

| | | | | | |
|-----------------------------------|------------------|--|-------------|----------|-------------|
| * Pan-American Elementary Charter | | | \$1,312,131 | \$54,914 | \$1,367,045 |
| Total Attending ADM: 255.330 | Per ADM Amounts: | | \$5,139 | \$215 | \$5,354 |

Paragon Management, Inc.

| | | | | | |
|--------------------------------|------------------|--|-------------|-----------|-------------|
| * Paragon Management, Inc. | | | \$7,478,900 | \$203,204 | \$7,682,104 |
| Total Attending ADM: 1,181.040 | Per ADM Amounts: | | \$6,332 | \$172 | \$6,505 |

Paramount Education Studies Inc

| | | | | | |
|-----------------------------------|------------------|--|-------------|---------|-------------|
| * Paramount Education Studies Inc | | | \$2,482,651 | \$7,109 | \$2,489,760 |
| Total Attending ADM: 355.835 | Per ADM Amounts: | | \$6,977 | \$20 | \$6,997 |

Partnership with Parents, Inc., dba Desert Heights

| | | | | | |
|--|------------------|--|-------------|----------|-------------|
| * Partnership with Parents, Inc., dba Desert Heights Charter | | | \$2,891,006 | \$93,723 | \$2,984,729 |
| Total Attending ADM: 387.960 | Per ADM Amounts: | | \$7,452 | \$242 | \$7,693 |

PAS Charter, Inc., dba Intelli-School

| | | | | | |
|---|------------------|--|-------------|----------|-------------|
| * PAS Charter, Inc., dba Intelli-School | | | \$1,490,910 | \$35,292 | \$1,526,202 |
| Total Attending ADM: 187.788 | Per ADM Amounts: | | \$7,939 | \$188 | \$8,127 |

Pathfinder Charter School Foundation

| | | | | | |
|--|------------------|--|-------------|-----------|-------------|
| * Pathfinder Charter School Foundation | | | \$3,639,013 | \$248,799 | \$3,887,812 |
| Total Attending ADM: 509.920 | Per ADM Amounts: | | \$7,136 | \$488 | \$7,624 |

Patriot Academy, Inc.

| | | | | | |
|-----------------------------|------------------|--|-----------|----------|-----------|
| * Patriot Academy, Inc. | | | \$440,679 | \$50,589 | \$491,268 |
| Total Attending ADM: 69.330 | Per ADM Amounts: | | \$6,356 | \$730 | \$7,086 |

Peoria Accelerated Public Charter High School

| | | | | | |
|---|------------------|--|-------------|-----------|-------------|
| * Peoria Accelerated Public Charter High School | | | \$3,350,654 | \$193,791 | \$3,544,445 |
| Total Attending ADM: 516.620 | Per ADM Amounts: | | \$6,486 | \$375 | \$6,861 |

Phoenix Advantage Charter School, Inc.

| | | | | | |
|--|------------------|--|-------------|-----------|-------------|
| * Phoenix Advantage Charter School, Inc. | | | \$5,035,023 | \$884,653 | \$5,919,676 |
| Total Attending ADM: 703.315 | Per ADM Amounts: | | \$7,159 | \$1,258 | \$8,417 |

Expenditures by Project for Charter Schools

Schoolwide
ProjectsState &
Federal
ProjectsTotal Project
Expenditures

Maricopa County

Phoenix Education Management, LLC,

| | | | | |
|--------------------------------------|------------------|-------------|----------|-------------|
| * Phoenix Education Management, LLC, | | \$5,657,928 | \$14,760 | \$5,672,688 |
| Total Attending ADM: 615.065 | Per ADM Amounts: | \$9,199 | \$24 | \$9,223 |

Phoenix School of Academic Excellence The

| | | | | |
|---|------------------|-----------|----------|-----------|
| * Phoenix School of Academic Excellence The | | \$781,477 | \$93,598 | \$875,075 |
| Total Attending ADM: 116.460 | Per ADM Amounts: | \$6,710 | \$804 | \$7,514 |

Pinnacle Education-DS, Inc.

| | | | | |
|-------------------------------|------------------|-----------|-----|-----------|
| * Pinnacle Education-DS, Inc. | | \$848,799 | \$0 | \$848,799 |
| Total Attending ADM: 135.750 | Per ADM Amounts: | \$6,253 | \$0 | \$6,253 |

Pinnacle Education-FA, Inc.

| | | | | |
|-------------------------------|------------------|-------------|---------|-------------|
| * Pinnacle Education-FA, Inc. | | \$1,165,283 | \$1,000 | \$1,166,283 |
| Total Attending ADM: 186.225 | Per ADM Amounts: | \$6,257 | \$5 | \$6,263 |

Pinnacle Education-Mesa, Inc.

| | | | | |
|---------------------------------|------------------|-----------|-----|-----------|
| * Pinnacle Education-Mesa, Inc. | | \$958,979 | \$0 | \$958,979 |
| Total Attending ADM: 131.990 | Per ADM Amounts: | \$7,266 | \$0 | \$7,266 |

Pinnacle Education-Tempe, Inc.

| | | | | |
|----------------------------------|------------------|-------------|-----|-------------|
| * Pinnacle Education-Tempe, Inc. | | \$7,095,504 | \$0 | \$7,095,504 |
| Total Attending ADM: 825.020 | Per ADM Amounts: | \$8,600 | \$0 | \$8,600 |

Pinnacle Education-WMAA, Inc.

| | | | | |
|---------------------------------|------------------|-----------|-----|-----------|
| * Pinnacle Education-WMAA, Inc. | | \$712,170 | \$0 | \$712,170 |
| Total Attending ADM: 69.430 | Per ADM Amounts: | \$10,257 | \$0 | \$10,257 |

Pinnacle Education-WMCB, Inc.

| | | | | |
|---------------------------------|------------------|-----------|-----|-----------|
| * Pinnacle Education-WMCB, Inc. | | \$746,197 | \$0 | \$746,197 |
| Total Attending ADM: 82.670 | Per ADM Amounts: | \$9,026 | \$0 | \$9,026 |

Pointe Educational Services

| | | | | |
|--------------------------------|------------------|-------------|----------|-------------|
| * Pointe Educational Services | | \$6,761,596 | \$99,526 | \$6,861,122 |
| Total Attending ADM: 1,106.665 | Per ADM Amounts: | \$6,110 | \$90 | \$6,200 |

Precision Academy Systems, Inc

| | | | | |
|----------------------------------|------------------|-------------|-----------|-------------|
| * Precision Academy Systems, Inc | | \$3,865,067 | \$655,105 | \$4,520,172 |
| Total Attending ADM: 617.165 | Per ADM Amounts: | \$6,263 | \$1,061 | \$7,324 |

Premier Charter High School

| | | | | |
|-------------------------------|------------------|-------------|-----------|-------------|
| * Premier Charter High School | | \$2,279,591 | \$168,282 | \$2,447,873 |
| Total Attending ADM: 299.135 | Per ADM Amounts: | \$7,621 | \$563 | \$8,183 |

Prescott Valley Charter School

| | | | | |
|----------------------------------|------------------|-------------|----------|-------------|
| * Prescott Valley Charter School | | \$1,250,092 | \$33,101 | \$1,283,193 |
| Total Attending ADM: 187.635 | Per ADM Amounts: | \$6,662 | \$176 | \$6,839 |

Primavera Technical Learning Center

| | | | | |
|--------------------------------|------------------|-------------|-----------|-------------|
| Primavera - Online | | \$7,268,277 | \$221,466 | \$7,489,743 |
| Total Attending ADM: 1,739.480 | Per ADM Amounts: | \$4,178 | \$127 | \$4,306 |

Primavera Technical Learning Center

| | | | | |
|-------------------------------------|------------------|----------|-----|----------|
| Primavera Technical Learning Center | | \$17,272 | \$0 | \$17,272 |
| Total Attending ADM: 4.090 | Per ADM Amounts: | \$4,223 | \$0 | \$4,223 |

Primavera Technical Learning Center Totals

| | | | | |
|--------------------------------|------------------|---------|-------|---------|
| Total Attending ADM: 1,743.570 | Per ADM Amounts: | \$4,179 | \$127 | \$4,306 |
|--------------------------------|------------------|---------|-------|---------|

Expenditures by Project for Charter Schools

Schoolwide
ProjectsState &
Federal
ProjectsTotal Project
Expenditures

Maricopa County

Rosefield Charter Elementary School, Inc.

| | | | | |
|---|------------------|-------------|----------|-------------|
| * Rosefield Charter Elementary School, Inc. | | \$3,900,195 | \$51,802 | \$3,951,997 |
| Total Attending ADM: 574.880 | Per ADM Amounts: | \$6,784 | \$90 | \$6,874 |

RSD Charter School, Inc.

| | | | | |
|------------------------------|------------------|-------------|----------|-------------|
| * RSD Charter School, Inc. | | \$1,351,823 | \$43,746 | \$1,395,569 |
| Total Attending ADM: 172.870 | Per ADM Amounts: | \$7,820 | \$253 | \$8,073 |

Salt River Pima-Maricopa Community Schools

| | | | | |
|--|------------------|-------------|-------------|-------------|
| * Salt River Pima-Maricopa Community Schools | | \$4,396,515 | \$1,338,563 | \$5,735,078 |
| Total Attending ADM: 247.585 | Per ADM Amounts: | \$17,758 | \$5,406 | \$23,164 |

SC Jensen Corporation, Inc. dba Intelli-School

| | | | | |
|------------------------------|------------------|-----|----------|----------|
| Intelli-School | | \$0 | \$58,436 | \$58,436 |
| Total Attending ADM: 69.905 | Per ADM Amounts: | \$0 | \$836 | \$836 |
| Woods High School | | \$0 | \$13,387 | \$13,387 |
| Total Attending ADM: 137.430 | Per ADM Amounts: | \$0 | \$97 | \$97 |

SC Jensen Corporation, Inc. dba Intelli-School Totals

| | | | | |
|------------------------------|------------------|-----|----------|----------|
| Total Attending ADM: 207.335 | Per ADM Amounts: | \$0 | \$71,823 | \$71,823 |
| | | \$0 | \$346 | \$346 |

Scottsdale Educational Enrichment Public Charter High

| | | | | |
|---|------------------|-----------|----------|-----------|
| * Scottsdale Educational Enrichment Public Charter High | | \$643,605 | \$29,577 | \$673,182 |
| Total Attending ADM: 68.448 | Per ADM Amounts: | \$9,403 | \$432 | \$9,835 |

Scottsdale Horizons Charter School

| | | | | |
|--------------------------------|------------------|-----------|-----------|-----------|
| Montage Academy | | \$84,732 | \$20,976 | \$105,709 |
| Total Attending ADM: 8.330 | Per ADM Amounts: | \$10,172 | \$2,518 | \$12,690 |
| Peoria Horizons Charter School | | \$480,151 | \$118,867 | \$599,017 |
| Total Attending ADM: 51.685 | Per ADM Amounts: | \$9,290 | \$2,300 | \$11,590 |

Scottsdale Horizons Charter School Totals

| | | | | |
|-----------------------------|------------------|-----------|-----------|-----------|
| Total Attending ADM: 60.015 | Per ADM Amounts: | \$564,883 | \$139,843 | \$704,726 |
| | | \$9,412 | \$2,330 | \$11,742 |

Self Development Charter School

| | | | | |
|-----------------------------------|------------------|-------------|-----|-------------|
| * Self Development Charter School | | \$1,689,522 | \$0 | \$1,689,522 |
| Total Attending ADM: 246.645 | Per ADM Amounts: | \$6,850 | \$0 | \$6,850 |

Sequoia Choice Schools, LLLP

| | | | | |
|--------------------------------|------------------|-------------|---------|-------------|
| * Sequoia Choice Schools, LLLP | | \$4,892,499 | \$1,307 | \$4,893,806 |
| Total Attending ADM: 810.540 | Per ADM Amounts: | \$6,036 | \$2 | \$6,038 |

Sierra Vista Charter School, Inc., dba Chancellor

| | | | | |
|---|------------------|-------------|----------|-------------|
| * Sierra Vista Charter School, Inc., dba Chancellor Charter | | \$3,172,246 | \$84,931 | \$3,257,177 |
| Total Attending ADM: 412.815 | Per ADM Amounts: | \$7,684 | \$206 | \$7,890 |

Skyline Technical High School

| | | | | |
|-------------------------------|------------------|-----------|----------|-----------|
| Skyline Junior High School | | \$181,888 | \$50,669 | \$232,557 |
| Total Attending ADM: 54.390 | Per ADM Amounts: | \$3,344 | \$932 | \$4,276 |
| Skyline Prep and Arts Academy | | \$552,969 | \$25,122 | \$578,091 |
| Total Attending ADM: 97.370 | Per ADM Amounts: | \$5,679 | \$258 | \$5,937 |
| Skyline Technical High School | | \$722,624 | \$61,481 | \$784,105 |
| Total Attending ADM: 180.220 | Per ADM Amounts: | \$4,010 | \$341 | \$4,351 |
| Skyline West Prep School | | \$718,307 | \$6,970 | \$725,277 |
| Total Attending ADM: 168.700 | Per ADM Amounts: | \$4,258 | \$41 | \$4,299 |

Skyline Technical High School Totals

| | | | | |
|------------------------------|------------------|-------------|-----------|-------------|
| Total Attending ADM: 500.680 | Per ADM Amounts: | \$2,175,788 | \$144,242 | \$2,320,030 |
| | | \$4,346 | \$288 | \$4,634 |

Expenditures by Project for Charter Schools

Schoolwide
ProjectsState &
Federal
ProjectsTotal Project
Expenditures

Maricopa County

Sonoran Desert School

| | | | | |
|-----------------------------|------------------|-----------|----------|-----------|
| * Sonoran Desert School | | \$516,782 | \$37,452 | \$554,234 |
| Total Attending ADM: 79.488 | Per ADM Amounts: | \$6,501 | \$471 | \$6,973 |

South Pointe Public Charter School

| | | | | |
|--------------------------------------|------------------|-------------|-----------|-------------|
| * South Pointe Public Charter School | | \$3,937,486 | \$330,533 | \$4,268,019 |
| Total Attending ADM: 633.163 | Per ADM Amounts: | \$6,219 | \$522 | \$6,741 |

South Ridge Public Charter High School

| | | | | |
|--|------------------|-------------|-----|-------------|
| * South Ridge Public Charter High School | | \$2,412,905 | \$0 | \$2,412,905 |
| Total Attending ADM: 317.470 | Per ADM Amounts: | \$7,600 | \$0 | \$7,600 |

StarShine Academy

| | | | | |
|------------------------------|------------------|-------------|-----------|-------------|
| * StarShine Academy | | \$1,068,231 | \$147,014 | \$1,215,245 |
| Total Attending ADM: 114.240 | Per ADM Amounts: | \$9,351 | \$1,287 | \$10,638 |

Stepping Stones Academy

| | | | | |
|------------------------------|------------------|-----------|----------|-----------|
| * Stepping Stones Academy | | \$972,032 | \$16,120 | \$988,152 |
| Total Attending ADM: 147.230 | Per ADM Amounts: | \$6,602 | \$109 | \$6,712 |

Success School

| | | | | |
|------------------------------|------------------|-------------|-----------|-------------|
| * Success School | | \$2,223,035 | \$274,410 | \$2,497,445 |
| Total Attending ADM: 284.805 | Per ADM Amounts: | \$7,805 | \$964 | \$8,769 |

Summit Public Charter High School

| | | | | |
|-------------------------------------|------------------|-------------|-----------|-------------|
| * Summit Public Charter High School | | \$2,653,270 | \$177,893 | \$2,831,163 |
| Total Attending ADM: 423.485 | Per ADM Amounts: | \$6,265 | \$420 | \$6,685 |

Sun Valley Public Charter High School

| | | | | |
|---|------------------|-------------|-----------|-------------|
| * Sun Valley Public Charter High School | | \$3,996,899 | \$363,776 | \$4,360,675 |
| Total Attending ADM: 689.345 | Per ADM Amounts: | \$5,798 | \$528 | \$6,326 |

Superior School

| | | | | |
|-----------------------------|------------------|-----------|-----------|-----------|
| * Superior School | | \$640,158 | \$316,974 | \$957,132 |
| Total Attending ADM: 98.670 | Per ADM Amounts: | \$6,488 | \$3,212 | \$9,700 |

Tempe Accelerated Public Charter High School

| | | | | |
|--|------------------|-------------|-----------|-------------|
| * Tempe Accelerated Public Charter High School | | \$2,135,813 | \$155,579 | \$2,291,392 |
| Total Attending ADM: 323.070 | Per ADM Amounts: | \$6,611 | \$482 | \$7,093 |

Tempe Preparatory Academy

| | | | | |
|------------------------------|------------------|-------------|-----|-------------|
| * Tempe Preparatory Academy | | \$2,987,021 | \$0 | \$2,987,021 |
| Total Attending ADM: 328.350 | Per ADM Amounts: | \$9,097 | \$0 | \$9,097 |

Tertulia: A Learning Community

| | | | | |
|----------------------------------|------------------|-------------|-----------|-------------|
| * Tertulia: A Learning Community | | \$1,933,377 | \$249,530 | \$2,182,907 |
| Total Attending ADM: 255.505 | Per ADM Amounts: | \$7,567 | \$977 | \$8,544 |

Twenty First Century Charter School, Inc. dba: Bennett

| | | | | |
|--|------------------|-----------|----------|-----------|
| * Twenty First Century Charter School, Inc. dba: Bennett | | \$473,287 | \$26,186 | \$499,473 |
| Total Attending ADM: 68.015 | Per ADM Amounts: | \$6,959 | \$385 | \$7,344 |

Twenty First Century Charter Schools, Inc.

| | | | | |
|--|------------------|-----------|-----------|-----------|
| * Twenty First Century Charter Schools, Inc. | | \$400,376 | \$130,122 | \$530,498 |
| Total Attending ADM: 65.765 | Per ADM Amounts: | \$6,088 | \$1,979 | \$8,067 |

Valley Academy, Inc.

| | | | | |
|------------------------------|------------------|-------------|----------|-------------|
| * Valley Academy, Inc. | | \$3,380,148 | \$81,795 | \$3,461,943 |
| Total Attending ADM: 657.170 | Per ADM Amounts: | \$5,143 | \$124 | \$5,268 |

Expenditures by Project for Charter Schools

Schoolwide
ProjectsState &
Federal
ProjectsTotal Project
Expenditures

Maricopa County

Valley of the Sun Waldorf Education Association, dba

| | | | |
|--|--------------------------|----------|-------------|
| * Valley of the Sun Waldorf Education Association, dba | \$1,443,343 | \$24,779 | \$1,468,122 |
| Total Attending ADM: 174.430 | Per ADM Amounts: \$8,275 | \$142 | \$8,417 |

Ventana Academic Charter School

| | | | |
|-----------------------------------|--------------------------|----------|-----------|
| * Ventana Academic Charter School | \$483,774 | \$13,901 | \$497,675 |
| Total Attending ADM: 64.970 | Per ADM Amounts: \$7,446 | \$214 | \$7,660 |

Veritas Preparatory Academy

| | | | |
|-------------------------------|--------------------------|-----|-------------|
| * Veritas Preparatory Academy | \$2,010,348 | \$0 | \$2,010,348 |
| Total Attending ADM: 251.230 | Per ADM Amounts: \$8,002 | \$0 | \$8,002 |

Vicki A. Romero High School

| | | | |
|-------------------------------|--------------------------|-----------|-------------|
| * Vicki A. Romero High School | \$1,935,332 | \$453,266 | \$2,388,598 |
| Total Attending ADM: 370.390 | Per ADM Amounts: \$5,225 | \$1,224 | \$6,449 |

Victory High School, Inc.

| | | | |
|-----------------------------|--------------------------|----------|-----------|
| * Victory High School, Inc. | \$212,174 | \$60,799 | \$272,973 |
| Total Attending ADM: 34.660 | Per ADM Amounts: \$6,122 | \$1,754 | \$7,876 |

Villa Montessori Charter School

| | | | |
|-----------------------------------|--------------------------|----------|-------------|
| * Villa Montessori Charter School | \$3,581,870 | \$59,837 | \$3,641,707 |
| Total Attending ADM: 454.030 | Per ADM Amounts: \$7,889 | \$132 | \$8,021 |

Vista Charter School

| | | | |
|-----------------------------|--------------------------|----------|-----------|
| * Vista Charter School | \$525,687 | \$48,594 | \$574,281 |
| Total Attending ADM: 78.110 | Per ADM Amounts: \$6,730 | \$622 | \$7,352 |

West Gilbert Charter Elementary School, Inc.

| | | | |
|--|--------------------------|----------|-------------|
| * West Gilbert Charter Elementary School, Inc. | \$3,196,095 | \$78,568 | \$3,274,663 |
| Total Attending ADM: 420.145 | Per ADM Amounts: \$7,607 | \$187 | \$7,794 |

West Gilbert Charter Middle School, Inc., dba West

| | | | |
|--|--------------------------|---------|-----------|
| * West Gilbert Charter Middle School, Inc., dba West Gilbert | \$710,384 | \$8,490 | \$718,874 |
| Total Attending ADM: 110.800 | Per ADM Amounts: \$6,411 | \$77 | \$6,488 |

West Phoenix Public Charter High School

| | | | |
|---|--------------------------|-----------|-------------|
| * West Phoenix Public Charter High School | \$4,140,421 | \$426,570 | \$4,566,991 |
| Total Attending ADM: 689.410 | Per ADM Amounts: \$6,006 | \$619 | \$6,624 |

Westwind Children's Services

| | | | |
|--------------------------------|--------------------------|----------|-------------|
| * Westwind Children's Services | \$2,130,228 | \$96,466 | \$2,226,694 |
| Total Attending ADM: 262.775 | Per ADM Amounts: \$8,107 | \$367 | \$8,474 |

Westwind Middle School Academy

| | | | |
|----------------------------------|--------------------------|----------|-----------|
| * Westwind Middle School Academy | \$466,135 | \$22,523 | \$488,658 |
| Total Attending ADM: 64.900 | Per ADM Amounts: \$7,182 | \$347 | \$7,529 |

Youngtown Public Charter School

| | | | |
|-----------------------------------|--------------------------|-----------|-------------|
| * Youngtown Public Charter School | \$1,590,440 | \$264,088 | \$1,854,528 |
| Total Attending ADM: 213.640 | Per ADM Amounts: \$7,444 | \$1,236 | \$8,681 |

Maricopa Totals

| | | | |
|---------------------------------|--------------------------|-------|---------|
| Total Attending ADM: 58,576.795 | Per ADM Amounts: \$6,558 | \$357 | \$6,915 |
|---------------------------------|--------------------------|-------|---------|

Expenditures by Project for Charter Schools

Schoolwide
ProjectsState &
Federal
ProjectsTotal Project
Expenditures

Mohave County

Academy of Building Industries, Inc.

* Academy of Building Industries, Inc.

\$643,209

\$154,920

\$798,129

Total Attending ADM: 89.650

Per ADM Amounts:

\$7,175

\$1,728

\$8,903

Desert Technology Schools, Inc.

* Desert Technology Schools, Inc.

\$1,492,091

\$120,893

\$1,612,984

Total Attending ADM: 179.210

Per ADM Amounts:

\$8,326

\$675

\$9,001

E.A.G.L.E. Academy, Inc.

* E.A.G.L.E. Academy, Inc.

\$1,398,092

\$208,058

\$1,606,150

Total Attending ADM: 196.500

Per ADM Amounts:

\$7,115

\$1,059

\$8,174

Kingman Academy Of Learning

* Kingman Academy Of Learning

\$7,275,785

\$357,599

\$7,633,384

Total Attending ADM: 1,324.395

Per ADM Amounts:

\$5,494

\$270

\$5,764

Lake Havasu Charter School, Inc.

Lake Havasu Charter School

\$0

\$50,257

\$50,257

Total Attending ADM: 62.860

Per ADM Amounts:

\$0

\$800

\$800

Masada Charter School, Inc.

* Masada Charter School, Inc.

\$1,907,241

\$0

\$1,907,241

Total Attending ADM: 340.245

Per ADM Amounts:

\$5,605

\$0

\$5,605

Mohave Accelerated Elementary School, Inc.

* Mohave Accelerated Elementary School, Inc.

\$897,262

\$74,861

\$972,123

Total Attending ADM: 128.660

Per ADM Amounts:

\$6,974

\$582

\$7,556

Mohave Accelerated Learning Center

* Mohave Accelerated Learning Center

\$2,118,480

\$140,454

\$2,258,934

Total Attending ADM: 291.570

Per ADM Amounts:

\$7,266

\$482

\$7,747

Telesis Center for Learning, Inc.

* Telesis Center for Learning, Inc.

\$2,062,041

\$178,712

\$2,240,753

Total Attending ADM: 325.700

Per ADM Amounts:

\$6,331

\$549

\$6,880

Young Scholars Academy Charter School Corp.

* Young Scholars Academy Charter School Corp.

\$2,237,337

\$110,518

\$2,347,855

Total Attending ADM: 387.695

Per ADM Amounts:

\$5,771

\$285

\$6,056

Mohave Totals

\$20,031,538

\$1,396,272

\$21,427,810

Total Attending ADM: 3,326.485

Per ADM Amounts:

\$6,022

\$420

\$6,442

Expenditures by Project for Charter Schools

Schoolwide
ProjectsState &
Federal
ProjectsTotal Project
Expenditures

Navajo County

Developing Innovations in Navajo Education, Inc. (DINE,

| | | | |
|---|-----------|----------|-----------|
| * Developing Innovations in Navajo Education, Inc. (DINE, | \$295,049 | \$58,331 | \$353,380 |
| Total Attending ADM: 24.600 Per ADM Amounts: | \$11,994 | \$2,371 | \$14,365 |

Founding Fathers Academies, Inc

| | | | |
|--|-----------|----------|-----------|
| * Founding Fathers Academies, Inc | \$726,671 | \$90,228 | \$816,899 |
| Total Attending ADM: 96.955 Per ADM Amounts: | \$7,495 | \$931 | \$8,426 |

Little Singer Community School Board Inc.

| | | | |
|--|-----------|-----------|-----------|
| * Little Singer Community School Board Inc. | \$128,923 | \$113,116 | \$242,039 |
| Total Attending ADM: 23.120 Per ADM Amounts: | \$5,576 | \$4,893 | \$10,469 |

Northern Arizona Academy for Career Development,

| | | | |
|--|-----------|----------|-----------|
| Northern AZ Academy for Career Dev. - Taylor | \$152,189 | \$54,769 | \$206,958 |
| Total Attending ADM: 57.933 Per ADM Amounts: | \$2,627 | \$945 | \$3,572 |

| | | | |
|---|-----------|----------|-----------|
| Northern AZ Academy for Career Dev. - Winslow | \$103,779 | \$97,012 | \$200,791 |
| Total Attending ADM: 66.680 Per ADM Amounts: | \$1,556 | \$1,455 | \$3,011 |

Northern Arizona Academy for Career Development,

| | | | |
|---|-----------|-----------|-----------|
| Total Attending ADM: 124.613 Per ADM Amounts: | \$255,968 | \$151,781 | \$407,749 |
| | \$2,054 | \$1,218 | \$3,272 |

Shonto Governing Board of Education, Inc.

| | | | |
|---|-------------|-------------|-------------|
| * Shonto Governing Board of Education, Inc. | \$5,997,066 | \$2,306,525 | \$8,303,591 |
| Total Attending ADM: 416.330 Per ADM Amounts: | \$14,405 | \$5,540 | \$19,945 |

Shonto Governing Board of Education, Inc.

| | | | |
|---|-------------|-------------|--------------|
| * Shonto Governing Board of Education, Inc. | \$5,852,288 | \$4,333,226 | \$10,185,514 |
| Total Attending ADM: 131.103 Per ADM Amounts: | \$44,639 | \$33,052 | \$77,691 |

Navajo Totals

| | | | |
|---|--------------|-------------|--------------|
| Total Attending ADM: 816.720 Per ADM Amounts: | \$13,255,965 | \$7,053,207 | \$20,309,172 |
| | \$16,231 | \$8,636 | \$24,867 |

Expenditures by Project for Charter Schools

Schoolwide
ProjectsState &
Federal
ProjectsTotal Project
Expenditures

Pima County

A Child's View School, Inc.

| | | | | |
|-------------------------------|------------------|-----------|-----|-----------|
| * A Child's View School, Inc. | | \$307,305 | \$0 | \$307,305 |
| Total Attending ADM: 53.970 | Per ADM Amounts: | \$5,694 | \$0 | \$5,694 |

Academy of Math and Science, Inc.

| | | | | |
|-------------------------------------|------------------|-------------|-----------|-------------|
| * Academy of Math and Science, Inc. | | \$1,659,226 | \$133,586 | \$1,792,812 |
| Total Attending ADM: 256.700 | Per ADM Amounts: | \$6,464 | \$520 | \$6,984 |

Academy of Tucson, Inc.

| | | | | |
|------------------------------|------------------|-------------|----------|-------------|
| * Academy of Tucson, Inc. | | \$3,876,921 | \$78,136 | \$3,955,057 |
| Total Attending ADM: 592.215 | Per ADM Amounts: | \$6,546 | \$132 | \$6,678 |

Accelerated Elementary and Secondary Schools

| | | | | |
|--|------------------|-------------|----------|-------------|
| * Accelerated Elementary and Secondary Schools | | \$1,631,396 | \$68,673 | \$1,700,069 |
| Total Attending ADM: 212.925 | Per ADM Amounts: | \$7,662 | \$323 | \$7,984 |

Allsport Enterprises, Inc.

| | | | | |
|------------------------------|------------------|-----------|-----|-----------|
| * Allsport Enterprises, Inc. | | \$683,758 | \$0 | \$683,758 |
| Total Attending ADM: 100.060 | Per ADM Amounts: | \$6,833 | \$0 | \$6,833 |

Alta Vista Public Charter High School

| | | | | |
|---|------------------|-------------|-----------|-------------|
| * Alta Vista Public Charter High School | | \$3,150,658 | \$275,770 | \$3,426,428 |
| Total Attending ADM: 468.498 | Per ADM Amounts: | \$6,725 | \$589 | \$7,314 |

Aprender Tucson

| | | | | |
|------------------------------|------------------|-------------|-----------|-------------|
| * Aprender Tucson | | \$1,640,605 | \$278,974 | \$1,919,579 |
| Total Attending ADM: 253.355 | Per ADM Amounts: | \$6,476 | \$1,101 | \$7,577 |

Arizona Community Development Corporation

| | | | | |
|---|------------------|-------------|-----------|-------------|
| * Arizona Community Development Corporation | | \$6,766,471 | \$473,800 | \$7,240,271 |
| Total Attending ADM: 1,101.545 | Per ADM Amounts: | \$6,143 | \$430 | \$6,573 |

BASIS School, Inc.

| | | | | |
|------------------------------|------------------|-------------|----------|-------------|
| * BASIS School, Inc. | | \$2,996,393 | \$28,744 | \$3,025,137 |
| Total Attending ADM: 458.800 | Per ADM Amounts: | \$6,531 | \$63 | \$6,594 |

Beginning Academy, Inc.

| | | | | |
|-----------------------------|------------------|-----------|----------|-----------|
| * Beginning Academy, Inc. | | \$321,990 | \$38,623 | \$360,613 |
| Total Attending ADM: 44.395 | Per ADM Amounts: | \$7,253 | \$870 | \$8,123 |

Calli Ollin Academy

| | | | | |
|------------------------------|------------------|-------------|----------|-------------|
| * Calli Ollin Academy | | \$1,110,751 | \$96,382 | \$1,207,133 |
| Total Attending ADM: 150.890 | Per ADM Amounts: | \$7,361 | \$639 | \$8,000 |

Calli Ollin Academy dba Toltecalli Academy

| | | | | |
|--|------------------|-------------|----------|-------------|
| * Calli Ollin Academy dba Toltecalli Academy | | \$1,062,131 | \$89,199 | \$1,151,330 |
| Total Attending ADM: 141.118 | Per ADM Amounts: | \$7,527 | \$632 | \$8,159 |

Canyon Rose Academy, Inc.

| | | | | |
|------------------------------|------------------|-------------|-----|-------------|
| * Canyon Rose Academy, Inc. | | \$2,350,084 | \$0 | \$2,350,084 |
| Total Attending ADM: 346.380 | Per ADM Amounts: | \$6,785 | \$0 | \$6,785 |

Carden of Tucson, Inc.

| | | | | |
|------------------------------|------------------|-----------|----------|-----------|
| * Carden of Tucson, Inc. | | \$785,863 | \$11,479 | \$797,342 |
| Total Attending ADM: 123.405 | Per ADM Amounts: | \$6,368 | \$93 | \$6,461 |

Cesar Chavez Learning Community, Inc.

| | | | | |
|---|------------------|-------------|-----------|-------------|
| * Cesar Chavez Learning Community, Inc. | | \$1,322,759 | \$124,059 | \$1,446,818 |
| Total Attending ADM: 153.320 | Per ADM Amounts: | \$8,627 | \$809 | \$9,437 |

Expenditures by Project for Charter Schools

Schoolwide
ProjectsState &
Federal
ProjectsTotal Project
Expenditures

Pima County

Childrens Success Academy

| | | | | | |
|-----------------------------|------------------|--|-----------|----------|-----------|
| * Childrens Success Academy | | | \$486,138 | \$59,584 | \$545,722 |
| Total Attending ADM: 73.635 | Per ADM Amounts: | | \$6,602 | \$809 | \$7,411 |

Compass High School, Inc.

| | | | | | |
|------------------------------|------------------|--|-------------|-----|-------------|
| * Compass High School, Inc. | | | \$2,042,632 | \$0 | \$2,042,632 |
| Total Attending ADM: 313.865 | Per ADM Amounts: | | \$6,508 | \$0 | \$6,508 |

Daisy Education Corporation

| | | | | | |
|-----------------------------------|------------------|--|-----------|----------|-----------|
| Sonoran Science Academy - Phoenix | | | \$491,478 | \$21,176 | \$512,654 |
| Total Attending ADM: 130.825 | Per ADM Amounts: | | \$3,757 | \$162 | \$3,919 |

| | | | | | |
|----------------------------------|------------------|--|-------------|----------|-------------|
| Sonoran Science Academy - Tucson | | | \$1,238,072 | \$65,157 | \$1,303,229 |
| Total Attending ADM: 442.895 | Per ADM Amounts: | | \$2,795 | \$147 | \$2,943 |

Daisy Education Corporation Totals

| | | | | | |
|------------------------------|------------------|--|---------|-------|---------|
| Total Attending ADM: 573.720 | Per ADM Amounts: | | \$3,015 | \$150 | \$3,165 |
|------------------------------|------------------|--|---------|-------|---------|

Desert Rose Academy, Inc.

| | | | | | |
|------------------------------|------------------|--|-------------|-----|-------------|
| * Desert Rose Academy, Inc. | | | \$1,264,211 | \$0 | \$1,264,211 |
| Total Attending ADM: 164.815 | Per ADM Amounts: | | \$7,670 | \$0 | \$7,670 |

Desert Sky Community School, Inc.

| | | | | | |
|-------------------------------------|------------------|--|-----------|----------|-----------|
| * Desert Sky Community School, Inc. | | | \$396,460 | \$93,141 | \$489,601 |
| Total Attending ADM: 36.870 | Per ADM Amounts: | | \$10,753 | \$2,526 | \$13,279 |

Desert Springs Academy

| | | | | | |
|------------------------------|------------------|--|-----------|-----|-----------|
| * Desert Springs Academy | | | \$853,831 | \$0 | \$853,831 |
| Total Attending ADM: 127.595 | Per ADM Amounts: | | \$6,692 | \$0 | \$6,692 |

Eastpointe High School, Inc.

| | | | | | |
|--------------------------------|------------------|--|-------------|-----|-------------|
| * Eastpointe High School, Inc. | | | \$1,334,545 | \$0 | \$1,334,545 |
| Total Attending ADM: 209.090 | Per ADM Amounts: | | \$6,383 | \$0 | \$6,383 |

EDGE School Inc. The

| | | | | | |
|---|------------------|--|----------|----------|-----------|
| Edge High School - Child and Family Resources | | | \$88,772 | \$19,725 | \$108,497 |
| Total Attending ADM: 16.770 | Per ADM Amounts: | | \$5,294 | \$1,176 | \$6,470 |

| | | | | | |
|--------------------------------|------------------|--|-----------|-----------|-----------|
| Edge High School - Himmel Park | | | \$681,021 | \$115,705 | \$796,726 |
| Total Attending ADM: 103.360 | Per ADM Amounts: | | \$6,589 | \$1,119 | \$7,708 |

| | | | | | |
|------------------------------|------------------|--|-----------|----------|-----------|
| EDGE High School - Northwest | | | \$307,065 | \$49,596 | \$356,661 |
| Total Attending ADM: 44.380 | Per ADM Amounts: | | \$6,919 | \$1,118 | \$8,037 |

| | | | | | |
|------------------------------|------------------|--|-----------|----------|-----------|
| Edge High School - Sahuarita | | | \$226,206 | \$43,762 | \$269,968 |
| Total Attending ADM: 36.895 | Per ADM Amounts: | | \$6,131 | \$1,186 | \$7,317 |

EDGE School Inc. The Totals

| | | | | | |
|------------------------------|------------------|--|---------|---------|---------|
| Total Attending ADM: 201.405 | Per ADM Amounts: | | \$6,470 | \$1,136 | \$7,606 |
|------------------------------|------------------|--|---------|---------|---------|

Educational Impact, Inc.

| | | | | | |
|-----------------------------|------------------|--|-----------|-----|-----------|
| * Educational Impact, Inc. | | | \$518,588 | \$0 | \$518,588 |
| Total Attending ADM: 74.340 | Per ADM Amounts: | | \$6,976 | \$0 | \$6,976 |

El Centro for the Study of Primary and Secondary

| | | | | | |
|--|------------------|--|-------------|----------|-------------|
| * El Centro for the Study of Primary and Secondary | | | \$1,022,380 | \$57,821 | \$1,080,201 |
| Total Attending ADM: 132.330 | Per ADM Amounts: | | \$7,726 | \$437 | \$8,163 |

El Pueblo Integral - Teaching & Learning Collaborative

| | | | | | |
|--|------------------|--|-----------|----------|-----------|
| * El Pueblo Integral - Teaching & Learning Collaborative | | | \$538,906 | \$56,616 | \$595,522 |
| Total Attending ADM: 70.010 | Per ADM Amounts: | | \$7,698 | \$809 | \$8,506 |

Expenditures by Project for Charter Schools

Schoolwide
ProjectsState &
Federal
ProjectsTotal Project
Expenditures

Pima County

Global Education Foundation

| | | | | | |
|-------------------------------|------------------|--|-----------|-----------|-----------|
| * Global Education Foundation | | | \$736,782 | \$130,333 | \$867,115 |
| Total Attending ADM: 100.885 | Per ADM Amounts: | | \$7,303 | \$1,292 | \$8,595 |

Great Expectations Academy

| | | | | | |
|------------------------------|------------------|--|-------------|----------|-------------|
| * Great Expectations Academy | | | \$1,034,567 | \$41,177 | \$1,075,744 |
| Total Attending ADM: 173.455 | Per ADM Amounts: | | \$5,964 | \$237 | \$6,202 |

Griffin Foundation, Inc. The

| | | | | | |
|--------------------------------|------------------|--|-------------|-----------|-------------|
| * Griffin Foundation, Inc. The | | | \$1,650,849 | \$149,738 | \$1,800,587 |
| Total Attending ADM: 236.275 | Per ADM Amounts: | | \$6,987 | \$634 | \$7,621 |

Ha:san Educational Services

| | | | | | |
|-------------------------------|------------------|--|-------------|-----------|-------------|
| * Ha:san Educational Services | | | \$1,576,555 | \$310,875 | \$1,887,430 |
| Total Attending ADM: 147.950 | Per ADM Amounts: | | \$10,656 | \$2,101 | \$12,757 |

Ha:san Educational Services

| | | | | | |
|-------------------------------|------------------|--|-----------|----------|-----------|
| * Ha:san Educational Services | | | \$437,866 | \$10,253 | \$448,119 |
| Total Attending ADM: 56.630 | Per ADM Amounts: | | \$7,732 | \$181 | \$7,913 |

Hermosa Montessori Charter School

| | | | | | |
|-------------------------------------|------------------|--|-------------|-----|-------------|
| * Hermosa Montessori Charter School | | | \$1,653,261 | \$0 | \$1,653,261 |
| Total Attending ADM: 219.205 | Per ADM Amounts: | | \$7,542 | \$0 | \$7,542 |

Highland Free School

| | | | | | |
|-----------------------------|------------------|--|-----------|----------|-----------|
| * Highland Free School | | | \$300,175 | \$36,303 | \$336,478 |
| Total Attending ADM: 56.815 | Per ADM Amounts: | | \$5,283 | \$639 | \$5,922 |

Khalsa Family Services

| | | | | | |
|------------------------------|------------------|--|-------------|----------|-------------|
| * Khalsa Family Services | | | \$1,683,070 | \$22,072 | \$1,705,142 |
| Total Attending ADM: 221.640 | Per ADM Amounts: | | \$7,594 | \$100 | \$7,693 |

Lifelong Learning Research Institute, Inc dba Lifelong

| | | | | | |
|--|------------------|--|-----------|---------|-----------|
| * Lifelong Learning Research Institute, Inc dba Lifelong | | | \$919,449 | \$5,351 | \$924,800 |
| Total Attending ADM: 128.210 | Per ADM Amounts: | | \$7,171 | \$42 | \$7,213 |

Luz Academy of Tucson, Inc

| | | | | | |
|------------------------------|------------------|--|-------------|----------|-------------|
| * Luz Academy of Tucson, Inc | | | \$1,722,099 | \$97,680 | \$1,819,779 |
| Total Attending ADM: 188.290 | Per ADM Amounts: | | \$9,146 | \$519 | \$9,665 |

Montessori Schoolhouse of Tucson, Inc.

| | | | | | |
|--|------------------|--|-----------|---------|-----------|
| * Montessori Schoolhouse of Tucson, Inc. | | | \$510,418 | \$1,509 | \$511,927 |
| Total Attending ADM: 80.115 | Per ADM Amounts: | | \$6,371 | \$19 | \$6,390 |

Mountain Rose Academy, Inc.

| | | | | | |
|-------------------------------|------------------|--|-------------|-----|-------------|
| * Mountain Rose Academy, Inc. | | | \$2,387,449 | \$0 | \$2,387,449 |
| Total Attending ADM: 349.315 | Per ADM Amounts: | | \$6,835 | \$0 | \$6,835 |

MultiDimensional Literacy Corp.

| | | | | | |
|-----------------------------------|------------------|--|-------------|-----------|-------------|
| * MultiDimensional Literacy Corp. | | | \$1,176,903 | \$160,756 | \$1,337,659 |
| Total Attending ADM: 148.120 | Per ADM Amounts: | | \$7,946 | \$1,085 | \$9,031 |

New West School

| | | | | | |
|-----------------------------|------------------|--|-----------|----------|-----------|
| New West School | | | \$290,273 | \$44,091 | \$334,364 |
| Total Attending ADM: 29.050 | Per ADM Amounts: | | \$9,992 | \$1,518 | \$11,510 |
| New West Schools | | | \$201,715 | \$30,640 | \$232,355 |
| Total Attending ADM: 61.595 | Per ADM Amounts: | | \$3,275 | \$497 | \$3,772 |

Expenditures by Project for Charter Schools

Schoolwide
ProjectsState &
Federal
ProjectsTotal Project
Expenditures

Pima County

New West School

| | | | | |
|-----------------------------|------------------|-----------|----------|-----------|
| New West School Totals | | \$491,988 | \$74,731 | \$566,719 |
| Total Attending ADM: 90.645 | Per ADM Amounts: | \$5,428 | \$824 | \$6,252 |

Nosotros, Inc

| | | | | |
|------------------------------|------------------|-------------|-----------|-------------|
| * Nosotros, Inc | | \$1,400,296 | \$145,755 | \$1,546,051 |
| Total Attending ADM: 200.390 | Per ADM Amounts: | \$6,988 | \$727 | \$7,715 |

Old Pueblo Children's Academy

| | | | | |
|---------------------------------|------------------|-----------|----------|-----------|
| * Old Pueblo Children's Academy | | \$577,212 | \$57,391 | \$634,603 |
| Total Attending ADM: 84.155 | Per ADM Amounts: | \$6,859 | \$682 | \$7,541 |

Pima County Board of Supervisors

| | | | | |
|------------------------------------|------------------|-------------|-----------|-------------|
| * Pima County Board of Supervisors | | \$1,050,750 | \$161,677 | \$1,212,427 |
| Total Attending ADM: 107.705 | Per ADM Amounts: | \$9,756 | \$1,501 | \$11,257 |

Pima Prevention Partnership dba Pima Partnership

| | | | | |
|--|------------------|-----------|-----------|-------------|
| * Pima Prevention Partnership dba Pima Partnership School, | | \$853,526 | \$458,817 | \$1,312,343 |
| Total Attending ADM: 114.515 | Per ADM Amounts: | \$7,453 | \$4,007 | \$11,460 |

PPEP & Affiliates

| | | | | |
|--|------------------|-----|-----------|-----------|
| PPEC Tec - Robles Junction Learning Center | | \$0 | \$56,804 | \$56,804 |
| Total Attending ADM: 56.700 | Per ADM Amounts: | \$0 | \$1,002 | \$1,002 |
| PPEP TEC - Alice S. Paul Learning Center | | \$0 | \$8,163 | \$8,163 |
| Total Attending ADM: 28.968 | Per ADM Amounts: | \$0 | \$282 | \$282 |
| PPEP TEC - Celestino Fernandez Learning Center | | \$0 | \$173,582 | \$173,582 |
| Total Attending ADM: 237.040 | Per ADM Amounts: | \$0 | \$732 | \$732 |
| PPEP TEC - Cesar Chavez Learning Center | | \$0 | \$137,132 | \$137,132 |
| Total Attending ADM: 121.910 | Per ADM Amounts: | \$0 | \$1,125 | \$1,125 |
| PPEP TEC - Colin L. Powell Learning Center | | \$0 | \$19,048 | \$19,048 |
| Total Attending ADM: 53.855 | Per ADM Amounts: | \$0 | \$354 | \$354 |
| PPEP TEC - Eugene Lopez Learning Center | | \$0 | \$5,442 | \$5,442 |
| Total Attending ADM: 18.983 | Per ADM Amounts: | \$0 | \$287 | \$287 |
| PPEP TEC - John David Arnold Learning Center | | \$0 | \$29,932 | \$29,932 |
| Total Attending ADM: 93.950 | Per ADM Amounts: | \$0 | \$319 | \$319 |
| PPEP TEC - Jose Yepez Learning Center | | \$0 | \$143,407 | \$143,407 |
| Total Attending ADM: 113.550 | Per ADM Amounts: | \$0 | \$1,263 | \$1,263 |
| PPEP TEC - 'Lito' Pena Learning Center | | \$0 | \$21,769 | \$21,769 |
| Total Attending ADM: 69.095 | Per ADM Amounts: | \$0 | \$315 | \$315 |
| PPEP TEC - Manuel Borjorquez Learning Center | | \$0 | \$5,442 | \$5,442 |
| Total Attending ADM: 34.400 | Per ADM Amounts: | \$0 | \$158 | \$158 |
| PPEP TEC - Raul H. Castro Learning Center | | \$0 | \$33,807 | \$33,807 |
| Total Attending ADM: 41.015 | Per ADM Amounts: | \$0 | \$824 | \$824 |
| PPEP TEC - Victor Soltero Learning Center | | \$0 | \$21,769 | \$21,769 |
| Total Attending ADM: 66.295 | Per ADM Amounts: | \$0 | \$328 | \$328 |
| PPEP & Affiliates Totals | | \$0 | \$656,296 | \$656,296 |
| Total Attending ADM: 935.760 | Per ADM Amounts: | \$0 | \$701 | \$701 |

PPEP & Affiliates, Inc. dba Arizona Virtual Academy

| | | | | |
|---|------------------|--------------|-----------|--------------|
| * PPEP & Affiliates, Inc. dba Arizona Virtual Academy | | \$14,466,789 | \$701,623 | \$15,168,412 |
| Total Attending ADM: 2,442.190 | Per ADM Amounts: | \$5,924 | \$287 | \$6,211 |

Expenditures by Project for Charter Schools

Schoolwide
ProjectsState &
Federal
ProjectsTotal Project
Expenditures

Pima County

Presidio School

| | | | | | |
|----------------------|---------|------------------|-------------|-----------|-------------|
| * Presidio School | | | \$2,125,049 | \$320,072 | \$2,445,121 |
| Total Attending ADM: | 314.705 | Per ADM Amounts: | \$6,753 | \$1,017 | \$7,770 |

Satori, Inc.

| | | | | | |
|----------------------|---------|------------------|-----------|----------|-----------|
| * Satori, Inc. | | | \$924,044 | \$45,424 | \$969,468 |
| Total Attending ADM: | 138.620 | Per ADM Amounts: | \$6,666 | \$328 | \$6,994 |

Sierra Oaks School, Inc

| | | | | | |
|---------------------------|--------|------------------|-----------|----------|-----------|
| * Sierra Oaks School, Inc | | | \$427,575 | \$27,570 | \$455,145 |
| Total Attending ADM: | 67.790 | Per ADM Amounts: | \$6,307 | \$407 | \$6,714 |

Southern Arizona Community Academy, Inc.

| | | | | | |
|--|---------|------------------|-------------|-----|-------------|
| * Southern Arizona Community Academy, Inc. | | | \$1,546,475 | \$0 | \$1,546,475 |
| Total Attending ADM: | 239.410 | Per ADM Amounts: | \$6,460 | \$0 | \$6,460 |

Southgate Academy, Inc.

| | | | | | |
|---------------------------|---------|------------------|-------------|-----------|-------------|
| * Southgate Academy, Inc. | | | \$4,493,870 | \$331,085 | \$4,824,955 |
| Total Attending ADM: | 623.175 | Per ADM Amounts: | \$7,211 | \$531 | \$7,743 |

TAG Elementary, Inc.

| | | | | | |
|------------------------|---------|------------------|-------------|----------|-------------|
| * TAG Elementary, Inc. | | | \$1,922,837 | \$33,092 | \$1,955,929 |
| Total Attending ADM: | 279.605 | Per ADM Amounts: | \$6,877 | \$118 | \$6,995 |

The Charter Foundation, Inc. dba AmeriSchools

| | | | | | |
|---|---------|------------------|-------------|-----------|-------------|
| * The Charter Foundation, Inc. dba AmeriSchools | | | \$4,007,047 | \$410,145 | \$4,417,192 |
| Total Attending ADM: | 641.325 | Per ADM Amounts: | \$6,248 | \$640 | \$6,888 |

TLC Charter Schools, Inc,

| | | | | | |
|-----------------------------|--------|------------------|-----------|----------|-----------|
| * TLC Charter Schools, Inc, | | | \$623,856 | \$50,985 | \$674,841 |
| Total Attending ADM: | 76.770 | Per ADM Amounts: | \$8,126 | \$664 | \$8,790 |

Tucson Accelerated Public Charter High School

| | | | | | |
|---|---------|------------------|-------------|-----------|-------------|
| * Tucson Accelerated Public Charter High School | | | \$1,623,920 | \$131,104 | \$1,755,024 |
| Total Attending ADM: | 234.190 | Per ADM Amounts: | \$6,934 | \$560 | \$7,494 |

Tucson Country Day School, Inc.

| | | | | | |
|-----------------------------------|---------|------------------|-------------|----------|-------------|
| * Tucson Country Day School, Inc. | | | \$3,094,442 | \$38,027 | \$3,132,469 |
| Total Attending ADM: | 542.960 | Per ADM Amounts: | \$5,699 | \$70 | \$5,769 |

Tucson International Academy, Inc.

| | | | | | |
|--------------------------------------|---------|------------------|-------------|----------|-------------|
| * Tucson International Academy, Inc. | | | \$1,299,984 | \$94,306 | \$1,394,290 |
| Total Attending ADM: | 159.205 | Per ADM Amounts: | \$8,165 | \$592 | \$8,758 |

Tucson Preparatory School

| | | | | | |
|-----------------------------|---------|------------------|-----------|----------|-----------|
| * Tucson Preparatory School | | | \$770,816 | \$36,649 | \$807,465 |
| Total Attending ADM: | 137.615 | Per ADM Amounts: | \$5,601 | \$266 | \$5,868 |

Tucson Small School Project

| | | | | | |
|-------------------------------|---------|------------------|-------------|-----------|-------------|
| * Tucson Small School Project | | | \$1,107,244 | \$166,249 | \$1,273,493 |
| Total Attending ADM: | 138.295 | Per ADM Amounts: | \$8,006 | \$1,202 | \$9,209 |

Tucson Urban League, Inc.

| | | | | | |
|-----------------------------|---------|------------------|-------------|-----------|-------------|
| * Tucson Urban League, Inc. | | | \$1,242,743 | \$393,242 | \$1,635,985 |
| Total Attending ADM: | 121.680 | Per ADM Amounts: | \$10,213 | \$3,232 | \$13,445 |

Tucson Youth Development/ACE Charter High School

| | | | | | |
|--|---------|------------------|-------------|-----------|-------------|
| * Tucson Youth Development/ACE Charter High School | | | \$1,137,410 | \$188,818 | \$1,326,228 |
| Total Attending ADM: | 143.028 | Per ADM Amounts: | \$7,952 | \$1,320 | \$9,273 |

Expenditures by Project for Charter Schools

Schoolwide
ProjectsState &
Federal
ProjectsTotal Project
Expenditures

Pima County

Vision Charter Schools, Inc.

| | | | | |
|--------------------------------|------------------|-----------|-----|-----------|
| * Vision Charter Schools, Inc. | | \$386,930 | \$0 | \$386,930 |
| Total Attending ADM: 44.100 | Per ADM Amounts: | \$8,774 | \$0 | \$8,774 |

Wildcat Secondary School

| | | | | |
|-----------------------------|------------------|-------------|----------|-------------|
| * Wildcat Secondary School | | \$1,018,390 | \$20,221 | \$1,038,611 |
| Total Attending ADM: 63.710 | Per ADM Amounts: | \$15,985 | \$317 | \$16,302 |

Pima Totals

| | | | | |
|---------------------------------|------------------|---------------|-------------|---------------|
| | | \$103,539,252 | \$7,789,034 | \$111,328,287 |
| Total Attending ADM: 16,483.698 | Per ADM Amounts: | \$6,281 | \$473 | \$6,754 |

Expenditures by Project for Charter Schools

Schoolwide
ProjectsState &
Federal
ProjectsTotal Project
Expenditures

Pinal County

Akimel O Otham Pee Posh Charter School, Inc.

| | | | | |
|--|------------------|-----------|-----------|-----------|
| * Akimel O Otham Pee Posh Charter School, Inc. | | \$187,583 | \$313,647 | \$501,230 |
| Total Attending ADM: 96.675 | Per ADM Amounts: | \$1,940 | \$3,244 | \$5,185 |

Akimel O'Otham Pee Posh Charter School, Inc.

| | | | | |
|--|------------------|-----------|-----------|-----------|
| * Akimel O'Otham Pee Posh Charter School, Inc. | | \$323,864 | \$291,017 | \$614,881 |
| Total Attending ADM: 58.120 | Per ADM Amounts: | \$5,572 | \$5,007 | \$10,580 |

Apache Trail Public Charter High School

| | | | | |
|---|------------------|-------------|----------|-------------|
| * Apache Trail Public Charter High School | | \$1,191,865 | \$73,732 | \$1,265,597 |
| Total Attending ADM: 169.260 | Per ADM Amounts: | \$7,042 | \$436 | \$7,477 |

Casa Blanca Middle School

| | | | | |
|------------------------------|------------------|-------------|-------------|-------------|
| * Casa Blanca Middle School | | \$2,091,302 | \$1,447,932 | \$3,539,234 |
| Total Attending ADM: 151.650 | Per ADM Amounts: | \$13,790 | \$9,548 | \$23,338 |

Ira H. Hayes Memorial Applied Learning Center, Inc.

| | | | | |
|---|------------------|-------------|-----------|-------------|
| * Ira H. Hayes Memorial Applied Learning Center, Inc. | | \$1,317,584 | \$102,953 | \$1,420,537 |
| Total Attending ADM: 89.540 | Per ADM Amounts: | \$14,715 | \$1,150 | \$15,865 |

Pinnacle Education-Casa Grande, Inc.

| | | | | |
|--|------------------|-----------|-----|-----------|
| * Pinnacle Education-Casa Grande, Inc. | | \$854,421 | \$0 | \$854,421 |
| Total Attending ADM: 133.950 | Per ADM Amounts: | \$6,379 | \$0 | \$6,379 |

Vechij Himdag Alternative School, Inc.

| | | | | |
|--|------------------|-------------|-----|-------------|
| * Vechij Himdag Alternative School, Inc. | | \$1,219,605 | \$0 | \$1,219,605 |
| Total Attending ADM: 65.720 | Per ADM Amounts: | \$18,558 | \$0 | \$18,558 |

Pinal Totals

| | | | | |
|------------------------------|------------------|---------|---------|----------|
| Total Attending ADM: 764.915 | Per ADM Amounts: | \$9,395 | \$2,914 | \$12,309 |
|------------------------------|------------------|---------|---------|----------|

Expenditures by Project for Charter Schools

Schoolwide
ProjectsState &
Federal
ProjectsTotal Project
Expenditures

Santa Cruz County

Mexicayotl Academy, Inc.

| | | | | | |
|------------------------------|------------------|--|-------------|-----------|-------------|
| * Mexicayotl Academy, Inc. | | | \$1,109,304 | \$904,623 | \$2,013,927 |
| Total Attending ADM: 110.415 | Per ADM Amounts: | | \$10,047 | \$8,193 | \$18,240 |

Patagonia Montessori Elementary School

| | | | | | |
|--|------------------|--|-----------|----------|-----------|
| * Patagonia Montessori Elementary School | | | \$144,101 | \$30,366 | \$174,467 |
| Total Attending ADM: 21.045 | Per ADM Amounts: | | \$6,847 | \$1,443 | \$8,290 |

Pinnacle Education-Kino, Inc.

| | | | | | |
|---------------------------------|------------------|--|-----------|-----|-----------|
| * Pinnacle Education-Kino, Inc. | | | \$805,025 | \$0 | \$805,025 |
| Total Attending ADM: 89.330 | Per ADM Amounts: | | \$9,012 | \$0 | \$9,012 |

Santa Cruz Valley Opportunities in Education, Inc.

| | | | | | |
|--|------------------|--|-----------|---------|-----------|
| * Santa Cruz Valley Opportunities in Education, Inc. | | | \$448,527 | \$8,315 | \$456,842 |
| Total Attending ADM: 50.830 | Per ADM Amounts: | | \$8,824 | \$164 | \$8,988 |

Santa Cruz Totals

| | | | | | |
|------------------------------|------------------|--|---------|---------|----------|
| Total Attending ADM: 271.620 | Per ADM Amounts: | | \$9,230 | \$3,473 | \$12,703 |
|------------------------------|------------------|--|---------|---------|----------|

Expenditures by Project for Charter Schools

Schoolwide
ProjectsState &
Federal
ProjectsTotal Project
Expenditures

Yavapai County

Accelerated Learning Charter School, Inc.

| | | | | |
|---|------------------|-----------|----------|-----------|
| * Accelerated Learning Charter School, Inc. | | \$416,354 | \$36,692 | \$453,046 |
| Total Attending ADM: 54.730 | Per ADM Amounts: | \$7,607 | \$670 | \$8,278 |

Acorn Montessori Charter School

| | | | | |
|-----------------------------------|------------------|-------------|-----------|-------------|
| * Acorn Montessori Charter School | | \$1,615,107 | \$143,004 | \$1,758,111 |
| Total Attending ADM: 240.160 | Per ADM Amounts: | \$6,725 | \$595 | \$7,321 |

American Heritage Academy

| | | | | |
|------------------------------|------------------|-------------|-----|-------------|
| * American Heritage Academy | | \$2,177,926 | \$0 | \$2,177,926 |
| Total Attending ADM: 333.143 | Per ADM Amounts: | \$6,538 | \$0 | \$6,538 |

Arizona Up Grade Academy, Inc.

| | | | | |
|----------------------------------|------------------|-----------|-----|-----------|
| * Arizona Up Grade Academy, Inc. | | \$131,846 | \$0 | \$131,846 |
| Total Attending ADM: 22.090 | Per ADM Amounts: | \$5,969 | \$0 | \$5,969 |

Center for Creative Education, Inc

| | | | | |
|--------------------------------------|------------------|-----------|---------|-----------|
| * Center for Creative Education, Inc | | \$418,441 | \$7,601 | \$426,042 |
| Total Attending ADM: 55.030 | Per ADM Amounts: | \$7,604 | \$138 | \$7,742 |

Chester Newton Charter and Montessori School

| | | | | |
|--|------------------|-----------|-----------|-----------|
| * Chester Newton Charter and Montessori School | | \$763,359 | \$110,384 | \$873,743 |
| Total Attending ADM: 86.515 | Per ADM Amounts: | \$8,823 | \$1,276 | \$10,099 |

Desert Star Community School, Inc.

| | | | | |
|--------------------------------------|------------------|-----------|----------|-----------|
| * Desert Star Community School, Inc. | | \$314,075 | \$86,878 | \$400,953 |
| Total Attending ADM: 52.630 | Per ADM Amounts: | \$5,968 | \$1,651 | \$7,618 |

Edkey, Inc. - Sequoia Ranch School

| | | | | |
|--------------------------------------|------------------|-----------|----------|-----------|
| * Edkey, Inc. - Sequoia Ranch School | | \$670,814 | \$46,547 | \$717,361 |
| Total Attending ADM: 80.660 | Per ADM Amounts: | \$8,317 | \$577 | \$8,894 |

Franklin Phonetic Primary School, Inc.

| | | | | |
|--|------------------|-------------|-----------|-------------|
| * Franklin Phonetic Primary School, Inc. | | \$2,460,686 | \$147,748 | \$2,608,434 |
| Total Attending ADM: 349.260 | Per ADM Amounts: | \$7,045 | \$423 | \$7,468 |

Kestrel Schools, Inc.

| | | | | |
|-----------------------------|------------------|-----------|----------|-----------|
| * Kestrel Schools, Inc. | | \$568,783 | \$60,454 | \$629,237 |
| Total Attending ADM: 67.725 | Per ADM Amounts: | \$8,398 | \$893 | \$9,291 |

Mary Ellen Halvorson Educational Foundation. dba:

| | | | | |
|--|------------------|-------------|----------|-------------|
| * Mary Ellen Halvorson Educational Foundation. dba: Tri-City | | \$1,114,796 | \$18,695 | \$1,133,491 |
| Total Attending ADM: 198.560 | Per ADM Amounts: | \$5,614 | \$94 | \$5,709 |

Mingus Mountain Estate Residential Center, Inc.

| | | | | |
|---|------------------|-----------|----------|-----------|
| * Mingus Mountain Estate Residential Center, Inc. | | \$659,980 | \$18,576 | \$678,556 |
| Total Attending ADM: 63.340 | Per ADM Amounts: | \$10,420 | \$293 | \$10,713 |

Mingus Springs Charter School

| | | | | |
|---------------------------------|------------------|-------------|-----------|-------------|
| * Mingus Springs Charter School | | \$1,065,316 | \$123,632 | \$1,188,948 |
| Total Attending ADM: 174.255 | Per ADM Amounts: | \$6,114 | \$709 | \$6,823 |

Mountain Oak Charter School, Inc dba Mountain Oak

| | | | | |
|---|------------------|-------------|----------|-------------|
| * Mountain Oak Charter School, Inc dba Mountain Oak | | \$1,080,370 | \$64,992 | \$1,145,362 |
| Total Attending ADM: 149.000 | Per ADM Amounts: | \$7,251 | \$436 | \$7,687 |

New Visions Academy, Inc.

| | | | | |
|-----------------------------|------------------|-----------|----------|-----------|
| New Visions Academy | | \$431,279 | \$41,401 | \$472,680 |
| Total Attending ADM: 29.770 | Per ADM Amounts: | \$14,487 | \$1,391 | \$15,878 |

Expenditures by Project for Charter Schools

Schoolwide
ProjectsState &
Federal
ProjectsTotal Project
Expenditures

Yavapai County

New Visions Academy, Inc.

| | | | | | |
|---|------------------|--|-----------|----------|-----------|
| New Visions Academy - St. John's Campus | | | \$117,577 | \$7,852 | \$125,429 |
| Total Attending ADM: 29.120 | Per ADM Amounts: | | \$4,038 | \$270 | \$4,307 |
| Star Valley School | | | \$147,484 | \$5,393 | \$152,877 |
| Total Attending ADM: 51.720 | Per ADM Amounts: | | \$2,852 | \$104 | \$2,956 |
| New Visions Academy, Inc. Totals | | | \$696,340 | \$54,645 | \$750,985 |
| Total Attending ADM: 110.610 | Per ADM Amounts: | | \$6,295 | \$494 | \$6,789 |

PACE Preparatory Academy, Inc.

| | | | | | |
|---------------------------------------|------------------|--|-----------|----------|-----------|
| PACE Preparatory Academy | | | \$82,322 | \$27,004 | \$109,325 |
| Total Attending ADM: 39.143 | Per ADM Amounts: | | \$2,103 | \$690 | \$2,793 |
| PACE Preparatory Academy | | | \$82,322 | \$27,004 | \$109,325 |
| Total Attending ADM: 49.898 | Per ADM Amounts: | | \$1,650 | \$541 | \$2,191 |
| PACE Preparatory Academy, Inc. Totals | | | \$164,643 | \$54,007 | \$218,650 |
| Total Attending ADM: 89.040 | Per ADM Amounts: | | \$1,849 | \$607 | \$2,456 |

Painted Pony Ranch Charter School

| | | | | | |
|-------------------------------------|------------------|--|-----------|---------|-----------|
| * Painted Pony Ranch Charter School | | | \$642,404 | \$4,908 | \$647,312 |
| Total Attending ADM: 104.240 | Per ADM Amounts: | | \$6,163 | \$47 | \$6,210 |

Park View School, Inc.

| | | | | | |
|------------------------------|------------------|--|-----------|----------|-----------|
| * Park View School, Inc. | | | \$862,826 | \$26,756 | \$889,582 |
| Total Attending ADM: 134.120 | Per ADM Amounts: | | \$6,433 | \$199 | \$6,633 |

Pathways KM Charter Schools, Inc

| | | | | | |
|------------------------------------|------------------|--|-----------|----------|-----------|
| * Pathways KM Charter Schools, Inc | | | \$260,807 | \$36,035 | \$296,842 |
| Total Attending ADM: 42.130 | Per ADM Amounts: | | \$6,191 | \$855 | \$7,046 |

Sedona Charter School, Inc.

| | | | | | |
|-------------------------------|------------------|--|-------------|----------|-------------|
| * Sedona Charter School, Inc. | | | \$1,162,271 | \$79,837 | \$1,242,108 |
| Total Attending ADM: 145.345 | Per ADM Amounts: | | \$7,997 | \$549 | \$8,546 |

Skyview School, Inc.

| | | | | | |
|------------------------------|------------------|--|-------------|----------|-------------|
| * Skyview School, Inc. | | | \$1,030,530 | \$51,046 | \$1,081,576 |
| Total Attending ADM: 149.230 | Per ADM Amounts: | | \$6,906 | \$342 | \$7,248 |

Sunnyside Charter and Montessori School

| | | | | | |
|---|------------------|--|-----------|----------|-----------|
| * Sunnyside Charter and Montessori School | | | \$213,507 | \$14,162 | \$227,669 |
| Total Attending ADM: 33.530 | Per ADM Amounts: | | \$6,368 | \$422 | \$6,790 |

YCFA Achieve Academy dba YCFA Achieve Academy

| | | | | | |
|---|------------------|--|-------------|-----------|-------------|
| * YCFA Achieve Academy dba YCFA Achieve Academy | | | \$1,909,694 | \$207,273 | \$2,116,967 |
| Total Attending ADM: 216.920 | Per ADM Amounts: | | \$8,804 | \$956 | \$9,759 |

Yavapai Totals

| | | | | | |
|--------------------------------|------------------|--|---------|-------|---------|
| Total Attending ADM: 2,952.263 | Per ADM Amounts: | | \$6,910 | \$472 | \$7,382 |
|--------------------------------|------------------|--|---------|-------|---------|

Expenditures by Project for Charter Schools

Schoolwide
ProjectsState &
Federal
ProjectsTotal Project
Expenditures

Yuma County

Az-Tec High School

| | | | | | |
|-----------------------------|------------------|--|-----------|----------|-----------|
| * Az-Tec High School | | | \$610,099 | \$58,723 | \$668,822 |
| Total Attending ADM: 92.700 | Per ADM Amounts: | | \$6,581 | \$633 | \$7,215 |

Carpe Diem Collegiate High School

| | | | | | |
|-------------------------------------|------------------|--|-------------|-----------|-------------|
| * Carpe Diem Collegiate High School | | | \$1,689,845 | \$115,709 | \$1,805,554 |
| Total Attending ADM: 283.240 | Per ADM Amounts: | | \$5,966 | \$409 | \$6,375 |

Harvest Power Community Development Group, Inc.

| | | | | | |
|---|------------------|--|-------------|-----|-------------|
| * Harvest Power Community Development Group, Inc. | | | \$3,807,344 | \$0 | \$3,807,344 |
| Total Attending ADM: 667.575 | Per ADM Amounts: | | \$5,703 | \$0 | \$5,703 |

Juniper Tree Academy

| | | | | | |
|------------------------------|------------------|--|-------------|-----------|-------------|
| * Juniper Tree Academy | | | \$2,341,949 | \$249,982 | \$2,591,931 |
| Total Attending ADM: 396.960 | Per ADM Amounts: | | \$5,900 | \$630 | \$6,529 |

Yuma Private Industry Council, Inc.

| | | | | | |
|---------------------------------------|------------------|--|-----------|----------|-----------|
| * Yuma Private Industry Council, Inc. | | | \$739,531 | \$77,186 | \$816,717 |
| Total Attending ADM: 97.810 | Per ADM Amounts: | | \$7,561 | \$789 | \$8,350 |

Yuma Totals

| | | | | | |
|--------------------------------|------------------|--|---------|-------|---------|
| Total Attending ADM: 1,538.285 | Per ADM Amounts: | | \$5,973 | \$326 | \$6,299 |
|--------------------------------|------------------|--|---------|-------|---------|

Expenditures by Project for Charter Schools

| | | Schoolwide Projects | State & Federal Projects | Total Project Expenditures |
|---------------------------------|------------------|------------------------|--------------------------------|-------------------------------|
| State Totals | | \$582,375,051 | \$45,341,170 | \$627,716,222 |
| Total Attending ADM: 88,549.978 | Per ADM Amounts: | \$6,577 | \$512 | \$7,089 |

* These charter schools have not submitted the required school level AFRs. Pursuant to A.R.S. §15-904, charter schools which operate more than a single site must submit school level AFRs for each site. For these charters, the charter holder data is provided.