



Arizona Department of Education

Annual Report

Of the Arizona Superintendent of Public Instruction

Volume I

Fiscal Year 2017-2018

- ♦ Annual Financial Reports by District
- ♦ Annual Financial Reports by Charter

Kathy Hoffman, Superintendent

January 2019

In compliance with ARS §15-255

Table of Contents

Volume I	Page
Superintendent of Public Instruction Letter	1
<u>General Statistical Information</u>	
State of Arizona General Fund Expenditures	3
Percent of Revenue by Year by Source	4
Maintenance and Operation Fund Expenditures by Year	5
Resident ADM History and Distribution	6
Distribution of School Districts by ADM and Size	7
State Summary of Number and Type of Public Schools	8
Arizona Online Instruction (AOI) Average Daily Membership (ADM) District Only	9
Arizona Online Instruction (AOI) Average Daily Membership (ADM) Charter Only	10
State Summary by Grade of Pupil Enrollment - Districts Only	12
State Summary by Grade of Pupil Enrollment - Charters Only	13
<u>Arizona Department of Education - Financial</u>	
Financial Services State Funds	14
Financial Services Federal – Grants In Aid	16
Annual Financial Report of the County School Superintendents	20
Institutional and Residential Voucher Payment Summary by Disability Category	24
Arizona State Schools for the Deaf and Blind (ASDB) - Summary of Financial Data	25
Food Service Program Information.....	26
Arizona School Districts State Summary of Financial Data.....	37
Arizona Charter Schools State Summary of Financial Data.....	38
Current Expenditures and Per Pupil Expenditure Amounts - Definitions.....	39
Current Expenditures by Type of District and Charter Schools	43
Current Expenditures for Districts.....	I-1
Current Expenditures for Charter Schools.....	II-1
Expenditures by Fund for Districts.....	III-1
Expenditures by Project for Charter Schools	IV-1
 Volume II	
Section I – District Financial Information	
Arizona School District Financial and Statistical Data - Definitions	I-1
Arizona School District Summary of Financial Data by County ¹	I-6
Arizona School District State Totals	I-257
Index of School District, County, and State Summaries	I-258
Section II – Charter Financial Information	
Arizona Charter Financial and Statistical Data – Definitions	II-1
Arizona Charter Summary of Financial Data	II-4
Arizona Charter State Totals	II-436
Index of Charter State Summaries	II-437

¹Arizona School District Summary of County Totals is at the End of Each County Section.



Arizona Department of Education
Office of Kathy Hoffman
Superintendent of Public Instruction

January 9, 2019

The Honorable Doug Ducey
Governor of the State of Arizona
1700 West Washington Street
Phoenix, AZ 85007

Dear Governor Ducey:

On behalf of the Arizona Department of Education, I am pleased to present to you, the Legislature, Arizona's public schools, and all Arizona Citizens, the Superintendent's Annual Report for Fiscal Year 2018, as required by 15-255, Arizona Revised Statutes.

On behalf of our team at the Arizona Department of Education, we look forward to partnering with you, the Legislature, the business community, and education leaders to ensure Arizona's education system achieves excellence.

Sincerely,

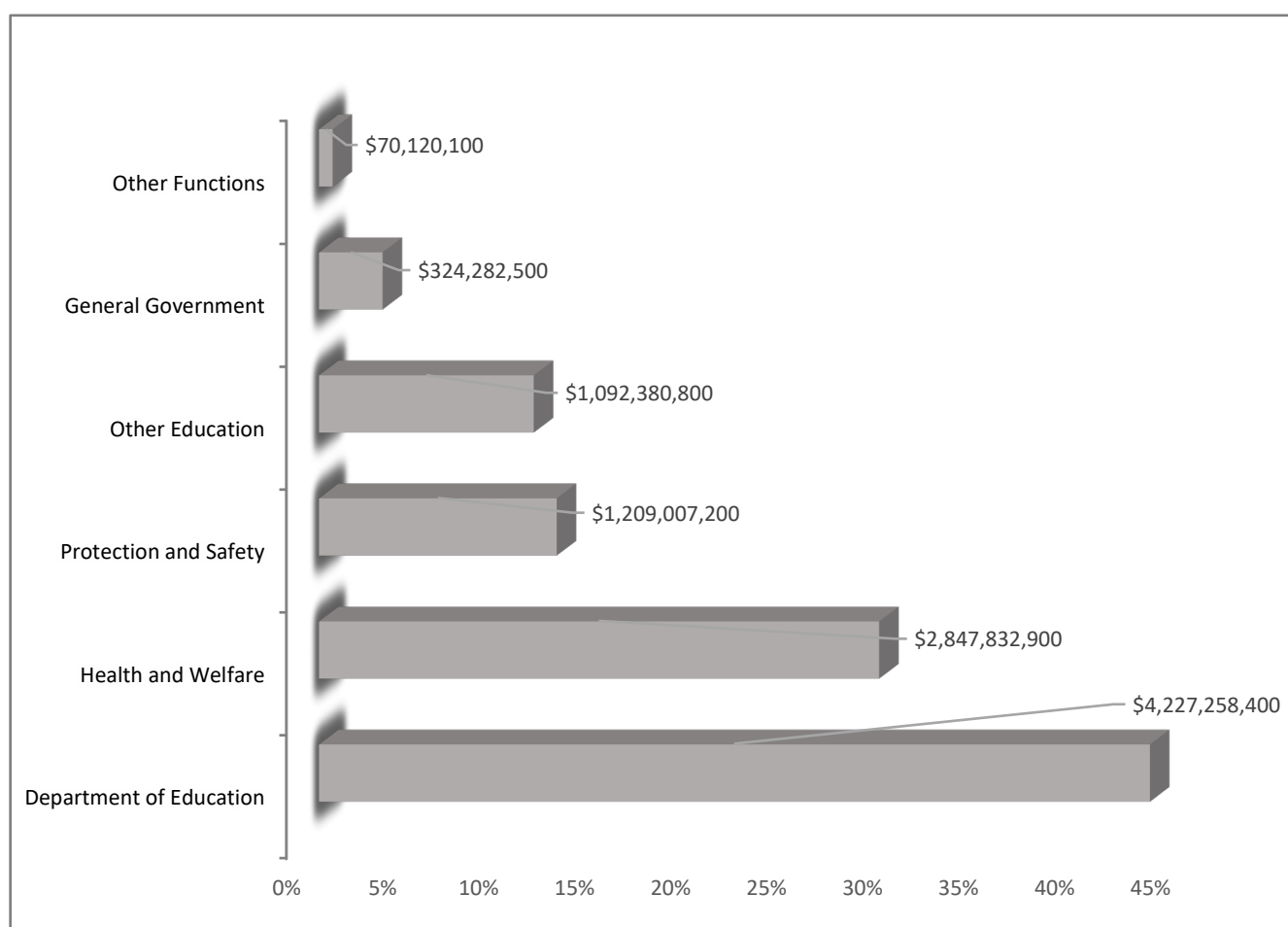
A handwritten signature in black ink that reads "Kathy Hoffman". The signature is fluid and cursive, with the first letters of the first and last names being capitalized and prominent.

Kathy Hoffman
Superintendent of Public Instruction

State of Arizona General Fund Expenditures

The general fund appropriation for the State of Arizona in 2017-18 was \$9,770,881,900.¹ The total for all education, which includes the Board of Regents, community colleges, and universities, was \$5,319,639,200 or 54.44 percent of the total appropriation. The Department of Education was appropriated \$4,227,258,400 or 43.26 percent of the total appropriation. The following chart represents a summary of the general fund appropriation by governmental function. The majority of the amount of the general fund appropriation to the Department of Education is distributed to local school districts and charter schools in state equalization assistance and additional state aid.

2017-18 STATE GENERAL FUND
SUMMARY OF APPROPRIATED FUNDS BY FUNCTION



¹ Office of the Joint Legislative Budget Committee, State of Arizona. General Fund Annual Expenditures for Each Agency Historical Spending, FY 1979-FY 2019 (8/2/2018). *General Fund Operating Budget Spending* annual report. Accessed 12/28/2018 at: <https://www.azleg.gov/jlbc/fiscal.htm>

Percent of Revenue by Year by Source

Fiscal Year	Total Revenues	Percent Federal	Percent State	Percent County	Percent Intermediate	Percent Local
2007-08 Districts	\$9,232,916,095	10.60%	48.24%	0.06%	0.00%	41.11%
2007-08 Charters	\$734,708,174	7.71%	85.93%	0.00%	0.36%	6.00%
2007-08 Total	\$9,967,624,269	10.38%	51.02%	0.05%	0.03%	38.52%
2008-09 Districts	\$8,899,535,952	11.81%	44.03%	0.03%	0.00%	44.13%
2008-09 Charters	\$792,071,084	8.10%	85.39%	0.00%	0.22%	6.30%
2008-09 Total	\$9,691,607,036	11.51%	47.41%	0.03%	0.02%	41.04%
2009-10 Districts	\$8,907,421,738	17.81%	36.19%	2.70%	0.00%	43.30%
2009-10 Charters	\$896,028,500	22.46%	71.09%	0.00%	0.36%	6.09%
2009-10 Total	\$9,803,450,238	18.23%	39.38%	2.46%	0.03%	39.90%
2010-11 Districts	\$8,757,804,630	16.54%	35.74%	2.94%	0.00%	44.78%
2010-11 Charters	\$931,450,319	11.58%	80.78%	0.00%	0.11%	7.54%
2010-11 Total	\$9,689,254,949	16.06%	40.07%	2.65%	0.01%	41.20%
2011-12 Districts	\$8,222,060,909	14.64%	36.34%	3.24%	0.00%	45.78%
2011-12 Charters	\$958,116,004	8.45%	83.88%	0.00%	0.11%	7.56%
2011-12 Total	\$9,180,176,913	13.99%	41.30%	2.90%	0.01%	41.79%
2012-13 Districts	\$8,291,471,122	14.19%	36.89%	3.28%	0.00%	45.64%
2012-13 Charters	\$1,093,452,422	9.02%	83.32%	0.00%	0.07%	7.59%
2012-13 Total	\$9,384,923,544	13.59%	42.30%	2.89%	0.01%	41.21%
2013-14 Districts	\$8,414,128,757	13.14%	37.98%	3.25%	0.00%	45.63%
2013-14 Charters	\$1,207,165,199	7.63%	84.43%	0.00%	0.07%	7.87%
2013-14 Total	\$9,621,293,956	12.45%	43.81%	2.84%	0.01%	40.89%
2014-15 Districts	\$8,599,799,578	13.43%	37.92%	3.27%	0.00%	45.38%
2014-15 Charters	\$1,297,757,909	8.82%	83.41%	0.00%	0.08%	7.69%
2014-15 Total	\$9,897,557,487	12.83%	43.89%	2.84%	0.01%	40.44%
2015-16 Districts	\$8,831,579,351	13.55%	39.27%	3.24%	0.00%	43.94%
2015-16 Charters	\$1,445,941,003	7.28%	84.73%	0.00%	0.09%	7.90%
2015-16 Total	\$10,277,520,354	12.67%	45.67%	2.78%	0.01%	38.87%
2016-17 Districts	\$8,776,027,556	13.66%	39.28%	3.31%	0.00%	43.75%
2016-17 Charters	\$1,531,251,510	7.12%	84.66%	0.00%	0.15%	8.08%
2016-17 Total	\$10,307,279,066	12.69%	46.03%	2.82%	0.02%	38.45%
2017-18 Districts	\$9,111,304,152	13.09%	39.85%	3.15%	0.00%	43.90%
2017-18 Charters	\$1,650,156,275	7.14%	84.24%	0.00%	0.11%	8.51%
2017-18 Total	\$10,761,460,427	12.18%	46.65%	2.67%	0.02%	38.48%

Maintenance and Operation Fund Expenditures by Year

The \$7,141,529,089 total expenditures for Maintenance and Operation (M&O)* for FY 2018 represents a 2.6 % change over FY 2017 M&O expenditures.

Fiscal Year	M&O Expenditures*	Dollar Change	Percent Change
2008-09 Districts	\$5,772,157,121	\$152,378,724	2.7%
2008-09 Charters	\$677,867,164	\$59,108,623	9.6%
2008-09 Total	\$6,450,024,285	\$211,487,347	3.4%
2009-10 Districts	\$5,621,612,682	-\$150,544,439	-2.6%
2009-10 Charters	\$719,573,346	\$41,706,182	6.2%
2009-10 Total	\$6,341,186,028	-\$108,838,257	-1.7%
2010-11 Districts	\$5,215,109,909	-\$406,502,773	-7.2%
2010-11 Charters	\$764,007,942	\$44,434,596	6.2%
2010-11 Total	\$5,979,117,851	-\$362,068,177	-5.7%
2011-12 Districts	\$5,163,279,128	-\$51,830,781	-1.0%
2011-12 Charters	\$815,552,341	\$51,544,399	6.7%
2011-12 Total	\$5,978,831,469	-\$286,382	0.0%
2012-13 Districts	\$5,221,462,476	\$58,183,348	1.1%
2012-13 Charters	\$925,913,717	\$110,361,376	13.5%
2012-13 Total	\$6,147,376,193	\$168,544,724	2.8%
2013-14 Districts	\$5,262,939,817	\$41,477,341	0.8%
2013-14 Charters	\$1,008,468,261	\$82,554,544	8.9%
2013-14 Total	\$6,271,408,078	\$124,031,885	2.0%
2014-15 Districts	\$5,337,019,742	\$74,079,925	1.4%
2014-15 Charters	\$1,073,951,698	\$65,483,437	6.5%
2014-15 Total	\$6,410,971,440	\$139,563,362	2.2%
2015-16 Districts	\$5,374,427,598	\$37,407,856	0.7%
2015-16 Charters	\$1,172,760,103	\$98,808,405	9.2%
2015-16 Total	\$6,547,187,701	\$136,216,261	2.1%
2016-17 Districts	\$5,668,979,645	\$294,552,047	5.5%
2016-17 Charters	\$1,290,150,277	\$117,390,174	10.0%
2016-17 Total	\$6,959,129,922	\$411,942,221	6.3%
2017-18 Districts	\$5,740,709,436	\$71,729,792	1.3%
2017-18 Charters	\$1,400,819,653	\$110,669,376	8.6%
2017-18 Total	\$7,141,529,089	\$182,399,168	2.6%

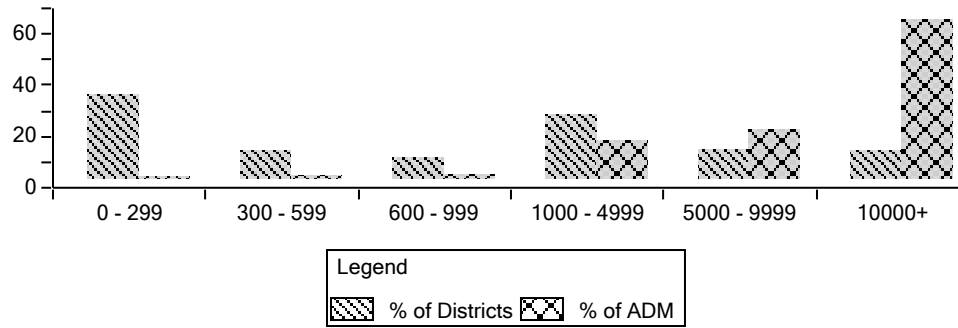
* Charter Schools are not required to distinguish expenditures for capital from those expenditures made for M&O purposes. District Total M&O Expenditures do not include capital purchases.

Resident ADM History and Distribution

Fiscal Year	Preschool Disabled ADM	Elementary ADM *	Secondary ADM	Total ADM *	Percent Change
2009-10 Districts	4,502	635,437	300,465	940,404	
2009-10 Charter Schools		69,172	37,710	106,882	
2009-10 Total	4,502	704,609	338,175	1,047,286	
2010-11 Districts	4,478	621,368	300,243	926,089	
2010-11 Charter Schools		78,810	40,087	118,897	
2010-11 Total	4,478	700,178	340,330	1,044,986	-0.22%
2011-12 Districts	4,457	616,335	293,621	914,413	
2011-12 Charter Schools		87,709	40,718	128,427	
2011-12 Total	4,457	704,044	334,339	1,042,840	-0.21%
2012-13 Districts	4,483	613,696	294,603	912,782	
2012-13 Charter Schools		98,472	42,434	140,906	
2012-13 Total	4,483	712,168	337,037	1,053,688	1.03%
2013-14 Districts	4,192	588,997	298,010	891,199	
2013-14 Charter Schools		106,292	43,370	149,662	
2013-14 Total	4,192	695,289	341,380	1,040,861	-1.23%
2014-15 Districts	4,228	614,306	303,006	921,540	
2014-15 Charter Schools		116,688	44,448	161,136	
2014-15 Total	4,228	730,994	347,454	1,082,676	3.86%
2015-16 Districts	4,388	607,941	305,963	918,292	
2015-16 Charter Schools		118,323	46,028	164,351	
2015-16 Total	4,388	726,264	351,991	1,082,643	0.00%
2016-17 Districts	4,727	604,625	308,635	917,987	
2016-17 Charter Schools		128,618	51,051	179,669	
2016-17 Total	4,727	733,243	359,686	1,097,656	1.37%
2017-18 Districts	4,892	598,934	311,824	915,650	
2017-18 Charter Schools		134,476	53,754	188,230	
2017-18 Total	4,892	733,410	365,578	1,103,880	0.56%

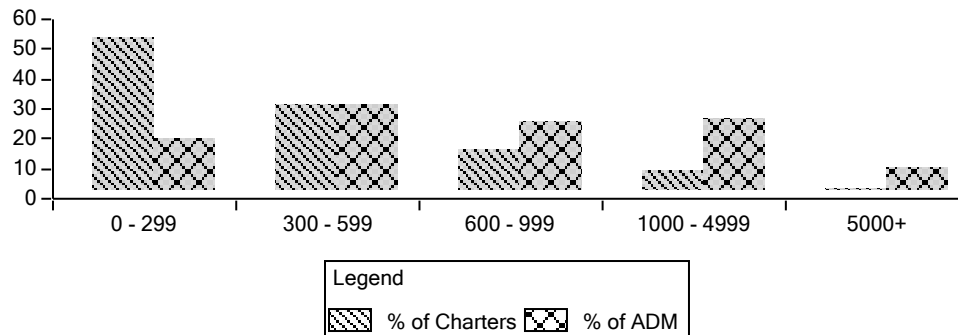
* Elementary ADM spans grades K - 8.

Distribution of School Districts by ADM and Size



The total district fall enrollment for FY 2017-18 was 913,954. A breakdown of school district enrollment by racial and ethnic background is included on page 12.

Distribution of Charter Districts by ADM and Size



The total charter fall enrollment for FY 2017-18 was 190,175. A breakdown of charter school enrollment by racial and ethnic background is included on page 13.

State Summary of Number and Type of Public Schools

County	TD*	Elementary		High School		Unified				Charter Schools				Accommodation			
		Districts	Schools	Districts	Schools	Districts	Elem. Schools	High Schools	Combined Schools	Charter Districts	Elem. Schools	High Schools	Combined Schools	Districts	Elem. Schools	High Schools	Combined Schools
Apache	0	4	4	0	0	7	23	10	0	0	0	0	0	0	0	0	0
Cochise	0	10	12	1	1	9	25	9	3	3	3	2	2	1	3	0	0
Coconino	1	1	1	0	0	6	22	8	3	10	7	0	3	1	0	3	1
Gila	0	3	4	0	0	5	10	5	3	3	1	0	2	1	0	0	1
Graham	1	2	2	0	0	4	11	7	1	2	2	0	0	0	0	0	0
Greenlee	1	1	1	0	0	2	3	2	0	0	0	0	0	0	0	0	0
La Paz	0	4	5	1	1	1	4	2	0	0	0	0	0	0	0	0	0
Maricopa	0	34	298	6	49	15	318	33	37	293	204	94	69	1	1	2	3
Mohave	0	7	14	1	3	5	19	3	2	8	8	3	2	0	0	0	0
Navajo	0	0	0	0	0	11	35	13	0	2	0	2	0	1	0	1	0
Pima	2	3	4	0	0	11	164	32	12	68	46	35	17	1	0	0	2
Pinal	0	8	24	2	4	8	34	7	8	13	10	3	1	1	1	1	0
Santa Cruz	0	3	3	1	1	2	12	3	0	5	5	1	0	0	0	0	0
Yavapai	2	10	15	1	2	9	27	9	4	20	14	6	3	1	0	2	0
Yuma	0	7	47	2	9	0	0	0	0	5	3	2	3	0	0	0	0
TOTAL	7	97	434	15	70	95	707	143	73	432	303	148	102	8	5	9	7

Total Elementary Schools = 1,449

Total High Schools = 370

Total Combined Schools = 182

Total Number of Schools/Sites = 2,001

The three Combined Schools columns represent schools that serve students in one or more grades in both Elementary School grades (PS, KG & 1-8) and High School grades (9-12).

The above table includes charter Arizona Online Instruction (AOI) schools and district AOI schools.

This list excludes 14 Joint Technical Education Districts (JTEDs). Additionally, 226 JTED sites are excluded. JTEDs operate satellite sites or programs on the campuses of their member districts as well as Centralized campuses throughout the JTED district.

Arizona Online Instruction Average Daily Membership (ADM)
School Year 2017 - 2018
A.R.S. §15-808 Arizona Online Instruction (AOI)

District / Charter	AOI School	ADM by Grade								Total AOI Students
		K - 8		9 - 12		K - 12		Total K-12		
		Full Time	Part Time	Full Time	Part Time	Full Time	Part Time			
Amphitheater Unified District	Amphi Academy at Donaldson	0.0	0.0	0.0	0.0	0.0	0.0	0.0	0	
Amphitheater Unified District	Amphi Academy Online	1.5	0.0	12.4	0.6	13.9	0.6	14.5	113	
Antelope Union High School District	AUHS Online Academy	0.0	0.0	2.4	0.4	2.4	0.4	2.8	34	
Apache Junction Unified District	Superstition Mountain On-Line School	0.0	0.0	4.2	4.7	4.2	4.7	8.9	37	
Benson Unified School District	San Pedro Valley Online Academy	0.0	0.4	0.9	3.9	0.9	4.3	5.2	25	
Blue Ridge Unified School District No. 32	Blue Ridge High School Online	0.0	0.0	3.6	0.0	3.6	0.0	3.6	16	
Buckeye Union High School District	BUHSD Institute of Online Learning	0.0	0.0	0.0	0.0	0.0	0.0	0.0	0	
Chandler Unified District #80	Chandler Online Academy	7.1	18.4	51.5	47.5	58.6	65.9	124.5	1,839	
Colorado River Union High School District	CRUHSD Academy	0.0	0.0	94.5	1.0	94.5	1.0	95.5	318	
Cottonwood-Oak Creek Elementary District	Arizona iZone Institute Online Program	1.9	0.0	0.9	0.0	2.8	0.0	2.8	6	
Crane Elementary District	Crane iLearning Academy	8.1	0.6	0.0	0.0	8.1	0.6	8.7	37	
Deer Valley Unified District	Deer Valley Online Learning Program	0.0	0.4	26.8	74.1	26.8	74.5	101.3	1,286	
Dysart Unified District	Dysart iSchool	0.0	0.0	10.7	10.5	10.7	10.5	21.2	1,822	
Flagstaff Unified District	Northern Arizona Distance Learning	4.3	0.1	13.4	1.3	17.7	1.4	19.1	93	
Florence Unified School District	Florence Virtual Academy	0.0	0.0	18.6	0.0	18.6	0.0	18.6	95	
Flowing Wells Unified District	Flowing Wells Digital Campus	0.0	0.0	25.4	1.0	25.4	1.0	26.4	141	
Fountain Hills Unified District	Fountain.Hills Online	0.0	0.0	0.1	0.6	0.1	0.6	0.7	8	
Gilbert Unified District	Gilbert Global Academy High School	0.0	0.0	19.2	30.3	19.2	30.3	49.5	1,545	
Gilbert Unified District	Gilbert Global Academy Junior High	3.4	0.3	0.0	0.0	3.4	0.3	3.7	86	
Glendale Union High School District	Glendale Union Online	0.0	0.0	73.6	0.5	73.6	0.5	74.1	338	
Humboldt Unified District	Bradshaw Mountain Online Academy	0.0	0.0	7.3	0.0	7.3	0.0	7.3	31	
Lake Havasu Unified District	Havasunonline	0.0	0.0	0.0	0.0	0.0	0.0	0.0	0	
Marana Unified District	Marana Distance Learning	4.7	6.8	2.8	23.7	7.5	30.5	38.0	253	
Mesa Unified District	Mesa Distance Learning Program	25.9	2.0	57.4	39.7	83.3	41.7	125.0	555	
Mingus Union High School District	Mingus Online Academy	0.0	0.0	1.2	3.5	1.2	3.5	4.7	137	
Nogales Unified District	PVHS AOI Program	0.0	0.0	0.0	0.0	0.0	0.0	0.0	0	
Paradise Valley Unified District	pvONLINE	7.5	2.2	38.8	5.9	46.3	8.1	54.4	860	
Payson Unified District	Payson Center for Success - Online	1.0	0.6	4.5	9.6	5.5	10.2	15.7	57	

A.R.S. §15-808 allows for the State Board of Education to select traditional public schools and the State Board for Charter Schools to sponsor charter schools to be online course providers or online schools. Included here are the fundable ADM generated for each of the Arizona Online Instruction (AOI) schools as well as the total number of students enrolled throughout the entire year. ADM and enrollment counts reported here are also included in other district and charter reports.

Arizona Online Instruction Average Daily Membership (ADM)
School Year 2017 - 2018
A.R.S. §15-808 Arizona Online Instruction (AOI)

District / Charter	AOI School	ADM by Grade							Total AOI Students
		K - 8		9 - 12		K - 12		Total K-12	
		Full Time	Part Time	Full Time	Part Time	Full Time	Part Time		
Peoria Unified School District	Peoria eCampus	0.0	0.1	0.4	30.0	0.4	30.1	30.5	596
Queen Creek Unified District	Queen Creek Virtual Academy	0.0	0.0	8.3	2.4	8.3	2.4	10.7	34
Round Valley Unified District	White Mountain Academy	0.0	0.0	6.6	2.5	6.6	2.5	9.1	82
Safford Unified District	Henry Dunkerson Pathways Academy	0.0	0.0	8.6	0.9	8.6	0.9	9.5	137
Scottsdale Unified District	Scottsdale Online Learning	0.0	0.0	57.8	4.1	57.8	4.1	61.9	100
Sedona-Oak Creek JUSD #9	Red Rock Academy	0.0	0.0	1.2	8.0	1.2	8.0	9.2	49
Show Low Unified District	WMI ON LINE	0.0	0.0	2.6	0.0	2.6	0.0	2.6	32
Sierra Vista Unified District	Sierra Vista Online	0.0	0.0	10.0	1.0	10.0	1.0	11.0	39
Sunnyside Unified District	Sunnyside Online Success Academy	3.8	0.0	8.1	0.0	11.9	0.0	11.9	74
Tempe Union High School District	TAPBI	0.0	0.0	1.5	0.0	1.5	0.0	1.5	6
Toltec School District	ECambridge	0.0	0.0	0.0	0.0	0.0	0.0	0.0	0
Tucson Unified District	AGAVE Middle and High School	15.9	2.0	40.6	31.4	56.5	33.4	89.9	1,561
Vail Unified District	Vail Innovation Center	82.4	0.7	30.7	5.3	113.1	6.0	119.1	621
Wickenburg Unified District	Wickenburg Virtual Academy	2.1	0.0	42.6	0.6	44.7	0.6	45.3	150
Winslow Unified District	Little Colorado River Program	0.0	0.0	0.0	0.0	0.0	0.0	0.0	0
Yuma Elementary District	Yuma District One Digital Learning Academy	0.3	1.9	0.0	0.0	0.3	1.9	2.2	26
Yuma Union High School District	Yuma Online Distance Academy	0.0	0.0	0.7	7.8	0.7	7.8	8.5	80
District School Totals		169.9	36.5	689.9	352.8	859.8	389.3	1,249.1	13,319
Ahwatukee Foothills Prep Early College High School, Inc.	Valiant Academy	78.4	7.1	0.0	0.0	78.4	7.1	85.5	249
Ahwatukee Foothills Prep Early College High School, Inc.	Valiant Academy	0.0	0.0	50.5	5.4	50.5	5.4	55.9	196
American Virtual Academy	Primavera - Online	177.8	441.1	4,035.9	1,746.1	4,213.7	2,187.2	6,400.9	21,782
Arizona Connections Academy Charter School, Inc.	Arizona Connections Academy	1,390.1	0.0	780.7	0.0	2,170.8	0.0	2,170.8	3,535
ASU Preparatory Academy Digital	ASU Preparatory Academy Digital	0.0	0.0	37.1	0.1	37.1	0.1	37.2	89
Blueprint Education	Hope High School Online	8.5	4.6	113.0	29.8	121.5	34.4	155.9	676
Carpe Diem Collegiate High School	iSchool2020	0.1	0.0	2.0	0.0	2.1	0.0	2.1	15

A.R.S. §15-808 allows for the State Board of Education to select traditional public schools and the State Board for Charter Schools to sponsor charter schools to be online course providers or online schools. Included here are the fundable ADM generated for each of the Arizona Online Instruction (AOI) schools as well as the total number of students enrolled throughout the entire year. ADM and enrollment counts reported here are also included in other district and charter reports.

Arizona Online Instruction Average Daily Membership (ADM)
School Year 2017 - 2018
A.R.S. §15-808 Arizona Online Instruction (AOI)

District / Charter	AOI School	ADM by Grade								Total AOI Students
		K - 8		9 - 12		K - 12		Total K-12		
		Full Time	Part Time	Full Time	Part Time	Full Time	Part Time			
Edkey, Inc. - Sequoia Choice Schools	Sequoia Choice School Arizona Distance Learning School	199.2	15.3	382.1	61.0	581.3	76.3	657.6	2,324	
Educational Options Foundation	EdOptions HS Learning Center	0.0	0.0	535.5	37.5	535.5	37.5	573.0	1,788	
E-Institute Charter Schools, Inc.	E-Institute at Taylton	0.0	0.0	262.3	4.0	262.3	4.0	266.3	668	
Foothills Academy	Foothills Academy Connected	2.2	0.0	12.6	0.0	14.8	0.0	14.8	29	
Humanities and Sciences Academy of the United States, Inc.	Humanities and Sciences Academy Arizona	0.0	0.0	0.0	0.0	0.0	0.0	0.0	0	
LEAD Charter Schools	Leading Edge Academy Online	4.7	0.2	27.1	5.2	31.8	5.4	37.2	163	
Leman Academy of Excellence, Inc.	Leman Virtual Academy	26.8	1.4	0.0	0.0	26.8	1.4	28.2	68	
Pathways In Education-Arizona, Inc.	Pathways in Education	0.0	0.0	95.4	4.8	95.4	4.8	100.2	255	
Pillar Charter School	Pillar Academy Online	0.0	0.0	26.3	0.0	26.3	0.0	26.3	36	
Pinnacle Education-Tempe, Inc.	Pinnacle Online High School	88.5	68.1	381.4	351.5	469.9	419.6	889.5	1,805	
Pinnacle Education-WMCB, Inc.	Pinnacle Online - WMCB	0.0	0.0	37.4	79.4	37.4	79.4	116.8	265	
Portable Practical Educational Preparation, Inc. (PPEP, Inc.)	Arizona Insight Academy	137.7	0.0	904.0	0.0	1,041.7	0.0	1,041.7	1,828	
Portable Practical Educational Preparation, Inc. (PPEP, Inc.)	Arizona Virtual Academy	2,626.9	0.0	946.8	0.0	3,573.7	0.0	3,573.7	5,653	
RSD Charter School, Inc.	RSD High School	0.0	0.0	100.6	0.0	100.6	0.0	100.6	312	
Southern Arizona Community Academy, Inc.	SACA Online	0.0	0.0	12.7	0.0	12.7	0.0	12.7	30	
Charter School Totals		4,740.9	537.8	8,743.4	2,324.8	13,484.3	2,862.6	16,346.9	41,766	
Grand Totals		4,910.8	574.3	9,433.3	2,677.6	14,344.1	3,251.9	17,596.0	55,085	

A.R.S. §15-808 allows for the State Board of Education to select traditional public schools and the State Board for Charter Schools to sponsor charter schools to be online course providers or online schools. Included here are the fundable ADM generated for each of the Arizona Online Instruction (AOI) schools as well as the total number of students enrolled throughout the entire year. ADM and enrollment counts reported here are also included in other district and charter reports.

State Summary by Grade of Pupil Enrollment
Districts Only
FY 2017-2018 Race/Ethnicity

Grade Level	Ethnicity	American Indian, Alaska Native	Asian	Black, African American	Native Hawaiian, Other Pacific Islander	White	Multi- Racial****	Total State Enrollment
PSD*	Hispanic	0	0	0	0	0	0	0
	Non-Hispanic	0	0	0	0	0	0	0
Kindergarten	Hispanic	1,126	165	826	101	26,880	976	30,074
	Non-Hispanic	3,125	1,400	3,128	214	22,860	2,337	33,064
Ungraded Elementary**	Hispanic	16	1	6	0	124	8	155
	Non-Hispanic	10	6	27	2	119	13	177
Grade One	Hispanic	1,256	157	788	106	27,337	888	30,532
	Non-Hispanic	3,273	1,445	3,269	248	23,164	2,286	33,685
Grade Two	Hispanic	1,383	138	725	131	28,247	844	31,468
	Non-Hispanic	3,310	1,328	3,316	232	23,114	2,341	33,641
Grade Three	Hispanic	1,404	154	753	95	29,939	896	33,241
	Non-Hispanic	3,600	1,450	3,569	249	24,422	2,318	35,608
Grade Four	Hispanic	1,557	159	758	93	31,810	875	35,252
	Non-Hispanic	3,672	1,489	3,646	253	25,238	2,369	36,667
Grade Five	Hispanic	1,715	139	687	106	31,803	870	35,320
	Non-Hispanic	3,675	1,409	3,619	289	26,235	2,419	37,646
Grade Six	Hispanic	1,666	144	629	80	30,903	755	34,177
	Non-Hispanic	3,619	1,429	3,724	301	26,121	2,154	37,348
Grade Seven	Hispanic	1,878	94	551	76	30,634	740	33,973
	Non-Hispanic	3,796	1,543	3,725	239	26,559	1,938	37,800
Grade Eight	Hispanic	1,930	98	495	83	30,649	692	33,947
	Non-Hispanic	3,695	1,720	3,873	229	26,764	1,755	38,036
Total Elementary		45,706	14,468	38,114	3,127	492,922	27,474	621,811
Grade Nine	Hispanic	901	114	502	92	32,749	747	35,105
	Non-Hispanic	3,648	1,912	3,963	231	29,200	1,775	40,729
Grade Ten	Hispanic	798	102	454	64	31,136	666	33,220
	Non-Hispanic	3,473	1,969	4,050	240	27,968	1,723	39,423
Grade Eleven	Hispanic	671	100	386	55	28,067	782	30,061
	Non-Hispanic	3,124	1,947	3,639	236	25,627	1,568	36,141
Grade Twelve	Hispanic	689	101	364	49	26,958	730	28,891
	Non-Hispanic	3,326	1,942	3,604	195	25,454	1,481	36,002
Total Secondary		16,630	8,187	16,962	1,162	227,159	9,472	279,572
Grand Total		62,336	22,655	55,076	4,289	720,081	36,946	901,383

Additional Data:

Prior Year State Enrollment FY 2016-2017		Resident Average Daily Membership for Districts*** FY 2016-2017				FY 2017-2018	
		40th Day	100th Day	40th Day	100th Day	40th Day	100th Day
Elementary	638,151	606,649	609,449	601,380	603,826		
Secondary	288,738	311,763	308,729	314,893	311,824		
Total	926,889	918,412	918,178	916,273	915,650		

* Preschool Children with Disabilities.

** Kindergarten age students with special education needs who receive full day instruction and services.

*** Resident Average Daily Membership (including Preschool Disabled) as defined by A.R.S. §15-901. Detail pages in Volume II provide ADM for each district.

**** Students reported with multiple races.

State Summary by Grade of Pupil Enrollment
Charters Only
FY 2017-2018 Race/Ethnicity

Grade Level	Ethnicity	American Indian, Alaska Native	Asian	Black, African American	Native Hawaiian, Other Pacific Islander	White	Multi- Racial****	Total State Enrollment
PSD*	Hispanic	0	0	0	0	0	0	0
	Non-Hispanic	0	0	0	0	0	0	0
Kindergarten	Hispanic	158	41	205	23	5,107	294	5,828
	Non-Hispanic	220	976	1,021	59	7,367	814	10,457
Ungraded Elementary**	Hispanic	0	0	1	0	1	0	2
	Non-Hispanic	0	0	0	0	0	0	0
Grade One	Hispanic	185	55	181	32	5,080	265	5,798
	Non-Hispanic	216	951	1,019	178	7,090	773	10,227
Grade Two	Hispanic	220	47	169	21	4,995	273	5,725
	Non-Hispanic	211	1,002	1,053	100	7,042	762	10,170
Grade Three	Hispanic	199	64	157	22	5,015	246	5,703
	Non-Hispanic	250	1,027	1,013	53	7,130	685	10,158
Grade Four	Hispanic	173	41	153	18	5,201	239	5,825
	Non-Hispanic	246	1,027	983	66	7,170	644	10,136
Grade Five	Hispanic	228	42	132	21	4,900	209	5,532
	Non-Hispanic	343	1,088	986	83	6,975	634	10,109
Grade Six	Hispanic	227	41	113	11	4,866	196	5,454
	Non-Hispanic	299	1,027	931	74	7,074	637	10,042
Grade Seven	Hispanic	212	31	89	23	4,398	162	4,915
	Non-Hispanic	294	928	863	69	6,617	582	9,353
Grade Eight	Hispanic	174	25	97	14	4,219	147	4,676
	Non-Hispanic	321	845	777	67	6,594	517	9,121
Total Elementary		4,176	9,258	9,943	934	106,841	8,079	139,231
Grade Nine	Hispanic	129	24	62	11	3,334	82	3,642
	Non-Hispanic	280	447	532	39	4,709	320	6,327
Grade Ten	Hispanic	189	15	64	15	4,015	105	4,403
	Non-Hispanic	358	434	590	40	4,711	350	6,483
Grade Eleven	Hispanic	224	19	81	18	4,506	107	4,955
	Non-Hispanic	362	420	721	50	4,852	333	6,738
Grade Twelve	Hispanic	420	33	147	32	8,166	142	8,940
	Non-Hispanic	688	392	1,227	71	6,550	469	9,397
Total Secondary		2,650	1,784	3,424	276	40,843	1,908	50,885
Grand Total		6,826	11,042	13,367	1,210	147,684	9,987	190,116

Additional Data:

Prior Year State Enrollment FY 2016-2017		Resident Average Daily Membership for Charters*** FY 2016-2017				FY 2017-2018	
		40th Day	100th Day			40th Day	100th Day
Elementary	136,699	128,332	128,252			134,127	134,476
Secondary	49,093	50,431	50,736			53,580	53,754
Total	185,792	178,763	178,988			187,707	188,230

* Preschool Children with Disabilities.

** Kindergarten age students with special education needs who receive full day instruction and services.

*** Resident Average Daily Membership (including Preschool Disabled) as defined by A.R.S. §15-901. Detail pages in Volume II provide ADM for each charter school.

**** Students reported with multiple races.

**FINANCIAL SERVICES
STATE FUNDS
STATEMENT OF REVENUES AND EXPENDITURES
JULY 1, 2017 TO JUNE 30, 2018**

	State Appropriations and Proposition 301 Funds	Carryover Amount	Current Year's Appropriation & Refunds	Total Available	Personal Services	Employee Related
OFFICE OF THE SUPERINTENDENT						
1	Operating Lump Sum		8,956,800	8,956,800	3,789,906	1,371,167
3	TOTAL OFFICE OF THE SUPERINTENDENT		8,956,800	8,956,800	3,789,906	1,371,167
ASSISTANCE TO SCHOOLS Statutory Formula Programs						
4	Additional Funding		50,000,000	50,000,000		
5	Additional State Aid 1% Cap		24,330,500	24,330,500		
6	Additional State Aid to Schools-Home Rebate		386,215,500	386,215,500		
7	Additional Teacher Salary Increase		34,000,000	34,000,000		
8	Basic State Aid		2,663,564,153	2,663,564,153		
9	Basic State Aid Deferred Payment		930,727,700	930,727,700		
10	Empowerment Scholarship		1,202,000	1,202,000	459,017	161,705
36	Instructional Improvement Fund	1,049,098	47,131,702	48,180,801		
38	Other State Aid to Districts		983,900	983,900		
11	Permanent State Common School Fund		235,343,500	235,343,500		
12	Results Based Funding		39,106,547	39,106,547		
13	Rural Assistance		2,600,000	2,600,000		
14	Special Education Fund	8,257,450	32,242,100	40,499,550	72,385	26,598
15	TOTAL STATUTORY FORMULA PROGRAMS	9,306,548	4,447,447,602	4,456,754,150	531,402	188,303
Non Formula Programs						
16	Achievement Testing		9,423,700	9,423,700	116,943	48,848
17	Adult Education		4,504,200	4,504,200	143,869	67,244
37	Alternative Teacher Development Program		500,000	500,000		
18	College Credit by Examination Incentive		5,000,000	5,000,000		
19	Early Literacy		8,000,000	8,000,000		
20	English Language Administration		6,519,000	6,519,000	830,015	297,992
21	Geographic Literacy		100,000	100,000		
22	High Quality Teacher Professional Development		300,000	300,000		
23	Jobs for Arizona Graduates		100,000	100,000		
2	JTED Soft Capital and Equipment		1,000,000	1,000,000		
24	School Safety Program	903,213	4,147,600	5,050,813	69,586	31,458
25	State Block Grant for Vocational Education		11,576,300	11,576,300	1,147,939	473,246
26	Structured English Immersion	3,235,421	4,960,400	8,195,821		
27	Teacher Certification Fund		2,210,860	2,210,860	1,027,558	428,863
28	Tech-Based Language Development	232,262		232,262		
29	Tribal College Dual Enrollment Program Fund		250,000	250,000		
30	TOTAL NON FORMULA PROGRAMS	4,370,896	58,592,060	62,962,955	3,335,910	1,347,651
Other Funds						
31	AZ Agricultural Youth Org Special Plate Fund		167,042	167,042		
32	Assistance for Education Donations		31,679	31,679		
33	Education Learning and Accountability Fund	130,394	7,300,000	7,430,394	983,406	374,694
34	Character Education Special Plate Fund		26,894	26,894		
35	Golden Rule Special Plate Fund		200,668	200,668		
39	TOTAL OTHER FUNDS	130,394	7,726,283	7,856,676	983,406	374,694
Proposition 301						
40	Achievement Testing	9,462,487	7,000,000	16,462,487	1,046,980	342,592
41	Additional School Days		86,280,500	86,280,500		
42	Character Education	49,160	200,000	249,160	10,145	3,855
43	Classroom Site Fund	73,724,547	511,829,002	585,553,549		
44	Failing School Tutoring Fund	879,444	1,500,000	2,379,444	41,532	19,062
45	School Safety	2,528,377	7,800,000	10,328,377	120,141	48,004
46	TOTAL PROPOSITION 301	86,644,014	614,609,502	701,253,516	1,218,798	413,513
TOTAL STATE FUNDS		100,451,852	5,137,332,247	5,237,784,099	9,859,422	3,695,328

Professional and Outside Services	Travel In State	Travel Out State	Other Operating Expenses	Capital Equip. & Software	Assistance to Educational Institutions	Total Expenditures	Year-End Balance	Carry Forward
519,677	20,967	18,023	3,237,060			8,956,800		
519,677	20,967	18,023	3,237,060			8,956,800		
					50,000,000	50,000,000		
					24,330,500	24,330,500		
					386,215,500	386,215,500		
					32,250,345	32,250,345	1,749,655	1,749,655
			5,218,058		2,634,988,288	2,640,206,345	28,575,865	28,575,865
					930,727,700	930,727,700		
43,128			538,151			1,202,000		
					27,337,804	27,337,804	20,842,996	20,842,996
					201,865	201,865	782,035	782,035
					235,339,077	235,339,077	4,423	4,423
39,106,547						39,106,547		
					2,600,000	2,600,000		
	174		24,867,136		6,844,912	31,811,205	8,688,344	8,688,344
39,149,675	174		30,623,345		4,330,835,991	4,401,328,889	60,643,319	60,643,319
9,233,600			24,308			9,423,700		
33,657	5,121	454		214,908	4,038,946	4,504,200		
500,000						500,000		
					3,822,150	3,822,150	1,177,850	1,177,850
					8,000,000	8,000,000		
5,089,266	31,895	2,793	267,039			6,519,000		
100,000						100,000		
66,728						66,728	233,272	233,272
100,000						100,000		
					1,000,000	1,000,000		
221,642	395	1,655		41,149	4,447,313	4,813,197	237,616	237,616
371,460	4,252	7,033	426,109		9,008,388	11,438,428		
			4,452,715			4,452,715	3,743,105	3,743,105
550	2,767	1,185	506,354			1,967,276	243,584	243,584
231,662						231,662	600	600
			211,040			211,040	38,960	38,960
15,948,565	44,430	13,120	5,887,566	256,056	30,316,797	57,150,097	5,674,987	5,674,987
166,542			500			167,042		
	16,451		5,440			21,891	9,788	9,788
366,463	1,649	808	5,132,192			6,859,212	571,182	571,182
26,894						26,894	0	0
200,168			500			200,668		
760,067	18,100	808	5,138,632			7,275,707	580,969	580,969
7,842,414	13,545	12,426	204,529			9,462,487	7,000,000	7,000,000
					86,280,500	86,280,500		
			489		117,157	131,645	117,515	117,515
			1,582,979		517,091,556	518,674,536	66,879,013	66,879,013
427,818		-34	10,644		757,450	1,256,473	1,122,972	1,122,972
			23,091		6,178,014	6,369,250	3,959,126	3,959,126
8,270,232	13,545	12,392	1,821,732		610,424,678	622,174,891	79,078,625	79,078,625
64,648,216	97,217	44,343	46,708,335	256,056	4,971,577,466	5,096,886,384	145,977,901	145,977,901

**FINANCIAL SERVICES
FEDERAL - GRANTS IN AID
STATEMENT OF GRANTS AND EXPENDITURES
JULY 1, 2017 - JUNE 30, 2018**

	FEDERAL FUNDS	CFDA #	Beginning Balance	Grants & Projects Awarded	Refunds & Misc. Revenue	Total Available	Personal Services
TITLE 1 - IMPROVING THE ACADEMIC ACHIEVEMENT OF THE DISADVANTAGED							
1	Improving Basic Programs (I-A)	84.010	155,635,959	349,460,833		505,096,792	1,194,191
2	School Improvement Grants (I-A)	84.377	23,724,508			23,724,508	215,545
3	Education of Migratory Children (I-C)	84.011	2,077,681	7,277,429		9,355,110	215,291
4	Migrant Education Coordination Program (I-C)	84.144	90,801	66,666		157,467	18,249
5	Prev & Intrvn for Neg/Delinq/At-Risk Youth (I-D)	84.013	385,009	1,515,232		1,900,241	
6	Advanced Placement Test Fee Prog (I-G)	84.330	25,913			25,913	
7	TOTAL TITLE I		181,939,871	358,320,160	0	540,260,031	1,643,277
TITLE II - PREPARING & TRAINING HIGH QUALITY TEACHERS & PRINCIPALS							
8	Improving Teacher Quality (II-A)	84.367	21,590,889	32,322,914		53,913,803	466,534
9	Improving Teacher Quality-Partner Grant (II-A)	84.367	24,062			24,062	
10	Math & Science Partnerships (II-B)	84.366	6,230,939			6,230,939	99,868
11	TOTAL TITLE II		27,845,890	32,322,914	0	60,168,804	566,402
TITLE III - LANGUAGE INSTRUCTION FOR LIMITED ENGLISH PROFICIENT & IMMIGRANT STUDENTS							
12	English Language Acquisition (III-A)	84.365	10,037,904	14,268,915		24,306,819	269,208
13	TOTAL TITLE III	84.365	10,037,904	14,268,915	0	24,306,819	269,208
TITLE IV - 21st CENTURY SCHOOLS							
14	School Emergency Management Programs	84.184	186,658			186,658	102,458
15	21st Century Community Learning Ctrs (IV-B)	84.287	9,055,130	25,351,819		34,406,949	521,954
16	Student Support and Academic Enrichment Progra	84.424		8,615,662		8,615,662	11,000
17	TOTAL TITLE IV		9,241,788	33,967,481	0	43,209,269	635,412
TITLE V - PROMOTING INFORMED PARENTAL CHOICE & INNOVATIVE PROGRAMS							
18	Gifted and Talented Students Education	84.206	956,979	0		956,979	38,883
19	Charter Schools Incentive Grant (V-B)	84.282	15,707,263	4,915,300		20,622,563	158,451
20	TOTAL TITLE V		16,664,241	4,915,300	0	21,579,541	197,333
TITLE VI- FLEXIBILITY & ACCOUNTABILITY							
21	Grants for State Assessments (VI-A-1)	84.369	3,618,319	7,601,909		11,220,228	1,165,563
22	Rural Educ Initv: Rural & Low-Incm Schls (VI-B-2)	84.358	626,721	1,668,337		2,295,058	
23	Alternative English Language Learning Assessmer	84.368	1,421,383			1,421,383	25,831
24	TOTAL TITLE VI		5,666,424	9,270,246	0	14,936,670	1,191,393
TITLE X - PART C- MCKINNEY HOMELESS EDUCATION							
25	Homeless Children & Youth	84.196	738,284	1,701,414		2,439,698	109,174
26	TOTAL TITLE X		738,284	1,701,414	0	2,439,698	109,174
VOCATIONAL & ADULT EDUCATION							
1	Adult Education	84.002	10,786,462	12,895,922		23,682,384	689,136
2	Vocational Education Basic Grant	84.048	17,929,340	25,913,781		43,843,121	1,104,247
3	TOTAL VOCATIONAL & ADULT EDUCATION		28,715,802	38,809,703	0	67,525,505	1,793,383
SPECIAL EDUCATION AND REHABILITATION SERVICES							
4	IDEA-Children With Disabilities	84.027	98,133,373	198,695,266		296,828,639	5,142,759
5	Navajo Preschool Special Education	84.027				0	
6	Preschool Grant	84.173	2,758,807	5,168,089		7,926,896	384,309
7	Special Education-Program Improvement	84.323	1,516,755	282,909		1,799,664	2,502
8	Preschool Development Grants	84.419	27,106,746	19,643,400		46,750,146	339,543
9	TOTAL SPECIAL EDUCATION		129,515,682	223,789,664	0	353,305,345	5,869,113

**FINANCIAL SERVICES
FEDERAL - GRANTS IN AID
STATEMENT OF GRANTS AND EXPENDITURES
JULY 1, 2017 - JUNE 30, 2018**

Employee Related	Professional & Outside Services	Travel In State	Travel Out of State	Other Operating Expenses	Capital Equip. & Software	Assistance Ed. Insts. & Individuals	Total Expenditures	Reverted Funds	Account Balance	
465,505	201,635	19,021	12,031	1,090,715		316,575,307	319,558,405		185,538,387	1
70,911	3,414	24,164	2,002	100,223		6,766,943	7,183,202		16,541,306	2
77,347	159,745	5,686	7,352	197,071		5,080,319	5,742,811		3,612,299	3
6,119	23,500	984	1,694	72,449			122,995		34,472	4
				1,929		1,321,917	1,323,846		576,394	5
	25,913						25,913		0	6
619,882	414,207	49,855	23,078	1,462,387	0	329,744,485	333,957,171	0	206,302,859	7
185,754	69,145	8,885	4,337	175,060		31,543,938	32,453,653		21,460,149	8
						24,062	24,062		0	9
36,099	13,816	3,536	3,607	69,950		3,363,972	3,590,847		2,640,092	10
221,854	82,960	12,421	7,943	245,010	0	34,931,973	36,068,562	0	24,100,242	11
89,855	5,420	12,778	1,386	175,064		13,094,984	13,648,694		10,658,125	12
89,855	5,420	12,778	1,386	175,064	0	13,094,984	13,648,694	0	10,658,125	13
28,790	22,475	2,141	5,775	16,187			177,826		8,832	14
182,823	24,974	30,665	7,055	296,196		20,070,852	21,134,519		13,272,430	15
4,361		154	1,751	808		3,269,571	3,287,646		5,328,016	16
215,973	47,449	32,960	14,582	313,191	0	23,340,422	24,599,990	0	18,609,279	17
14,748	29,798	783	348	37,439			122,000		834,979	18
66,156	20,800	765	3,683	45,671		4,617,465	4,912,992		15,709,571	19
80,904	50,598	1,549	4,031	83,111	0	4,617,465	5,034,991	0	16,544,550	20
463,946	1,476,633	2,384	4,416	1,766,732			4,879,673		6,340,555	21
				6,586		978,650	985,236		1,309,822	22
10,339	376,608			3,037			415,814		1,005,569	23
474,285	1,853,240	2,384	4,416	1,776,355	0	978,650	6,280,724	0	8,655,946	24
39,600	10,900	4,231	4,246	65,205		856,753	1,090,109		1,349,589	25
39,600	10,900	4,231	4,246	65,205	0	856,753	1,090,109	0	1,349,589	26
288,486	627,780	8,564	27,594	462,566		10,033,071	12,137,197		11,545,187	1
471,499	210,728	101,064	35,216	891,422		23,462,043	26,276,218		17,566,903	2
759,985	838,507	109,628	62,810	1,353,988	0	33,495,114	38,413,415	0	29,112,090	3
2,139,213	4,624,311	173,073	57,053	2,936,465		180,175,137	195,248,010		101,580,629	4
						149,875	149,875		-149,875	5
147,959	137,008	17,271	1,825	171,864		3,468,867	4,329,104		3,597,792	6
826	320,061	911	3,063	45,700		438,526	811,589		988,075	7
122,944	341,484	21,765	25,822	350,029		19,890,148	21,091,734		25,658,412	8
2,410,943	5,422,864	213,020	87,763	3,504,057	0	204,122,552	221,630,312	0	131,675,034	9

**FINANCIAL SERVICES
FEDERAL - GRANTS IN AID
STATEMENT OF GRANTS AND EXPENDITURES
JULY 1, 2017 - JUNE 30, 2018**

	FEDERAL FUNDS	CFDA #	Beginning Balance	Grants & Projects Awarded	Refunds & Misc. Revenue	Total Available	Personal Services
	CHILD AND ADULT NUTRITION						
10	State Administration	10.560	184,917	5,738,474		5,923,390	2,613,382
11	Child and Adult Care Food Program	10.558	4,743,569	48,991,605		53,735,174	
12	CCFP-Agency Audits	10.558	449,650	803,167		1,252,816	198,893
13	School Breakfast	10.553	3,180,259	91,609,394		94,789,652	
14	School Lunch Program	10.555	727,443	276,863,246		277,590,688	
15	Special Milk	10.556	65,726	-21,654		44,071	
16	Summer Food Program	10.559	5,638,431	-2,736,823		2,901,608	19,799
17	Team Nutrition Programs	10.574	559	247,045		247,604	26,735
18	Fresh Fruits & Vegetables	10.582	1,635,886	1,591,142		3,227,028	50,336
19	Child Nutrition School Food Equipment Grant	10.579	86,278	430,077		516,355	
20	Professional Standards Grants	10.547		31,789		31,789	16,200
21	TOTAL CHILD NUTRITION		16,712,716	423,547,461	0	440,260,177	2,925,346
	OTHER FEDERAL FUNDS						
22	National Institute of Justice Research, Evaluation &	16.560	1,122,776			1,122,776	15,920
23	GOCYF - Promise Grant ASPIRE	84.418	2,510,964			2,510,964	582,517
24	Head Start Program	93.600	58,578	175,000		233,578	34,724
25	Indian Education-Johnson - O'Malley Program	15.130	386,525	382,591		769,116	50,698
26	National Center for Education Statistics	84.995	166,536	191,637		358,173	72,335
27	Promoting Health Thru School Based Surveillance	93.079	74,597	796		75,393	38,280
28	University of Florida, CEEDAR Center	84.325	140,628			140,628	
29	TOTAL OTHER FEDERAL FUNDS		4,460,603	750,024	0	5,069,999	794,474
30	GRAND TOTAL FEDERAL FUNDS		431,539,205	1,141,663,281	0	1,573,061,858	15,994,515
1	Education Donations	2025	52,160	34,395		86,555	
2	Education Donations	2026	360,948	8		360,956	
3	Interagency Service Agreements	2500	4,204,749	4,984,016		9,188,765	374,726
4	Professional Development Revolving Fund	2580	151,004	264,370		415,374	
5	Internal Services	4209	2,331,440	3,963,291		6,294,732	364,968
6	Food Distribution Operations	4210	409,239	404,590		813,829	163,384
7	Production Revolving Fund	4211	1,076,889	1,153,366		2,230,255	254,485
8	Indirect Cost Allocation	9000	1,727,185	5,902,602		7,629,787	3,330,020
9	TOTAL OTHER FUNDS		10,313,614	16,706,639	0	27,020,252	4,487,582

**FINANCIAL SERVICES
FEDERAL - GRANTS IN AID
STATEMENT OF GRANTS AND EXPENDITURES
JULY 1, 2017 - JUNE 30, 2018**

Employee Related	Professional & Outside Services	Travel In State	Travel Out of State	Other Operating Expenses	Capital Equip. & Software	Assistance Ed. Insts. & Individuals	Total Expenditures	Reverted Funds	Account Balance	
1,058,588	83,292	57,252	33,070	1,781,630			5,627,214		296,176	10
						53,436,781	53,436,781		298,392	11
87,898	375,204	11,026	1,489	324,936			999,446		253,370	12
						94,715,799	94,715,799		73,853	13
						277,358,222	277,358,222		232,467	14
						44,071	44,071		0	15
8,616		760		8,604		2,863,830	2,901,609		0	16
	8,815			1,700		221,904	259,155		-11,551	17
10,916		92		7,992		3,139,269	3,208,605		18,423	18
						516,166	516,166		189	19
7,103				8,486			31,789		0	20
1,173,121	467,312	69,130	34,558	2,133,349	0	432,296,043	439,098,859	0	1,161,318	21
5,358	72,316			16,441		55,318	165,352		957,424	22
247,281	14,201	32,549	8,057	117,749			1,002,353		1,508,610	23
15,224		1,176	2,862	17,326		82,000	153,312		80,266	24
20,720	1,650	2,643	3,897	29,098		259,464	368,171		400,946	25
22,501		275	10,445	18,838			124,395		233,778	26
16,940				13,546			68,766		6,627	27
	92,794			4,190			96,984		43,644	28
328,025	88,167	36,643	25,260	217,188	0	396,781	1,979,332	0	3,187,650	29
6,414,426	9,281,624	544,599	270,074	11,328,906	0	1,077,875,223	1,121,802,160	0	451,356,682	30
	41,497		961	861			43,320		43,235	1
						7,358	7,358		353,598	2
77,867	513,736	2,853	1,001	3,547,769	48,870	103,923	4,670,744		4,518,021	3
	30,750					331,039	361,789		53,585	4
173,225	313,993	18,047		3,066,146	8,975		3,945,353		2,349,378	5
73,966		13		50,768			288,131		525,698	6
127,861						761,252	1,143,598		1,086,657	7
1,299,115	307,011	11,666	6,999	980,756	59,098		5,994,664		1,635,123	8
1,752,035	1,206,987	32,579	8,961	7,646,299	116,942	1,203,572	16,454,958	0	10,565,294	9

Annual Financial Report of the County School Superintendents

	APACHE	COCHISE
I. COUNTY SCHOOL OFFICE ADMINISTRATION		
A. County Funds Appropriated	\$ 331,216	\$ 406,312
Expenditures:		
Salaries and Benefits	\$ 295,766	\$ 363,006
Supplies and Expenses	\$ 26,291	\$ 31,026
Capital Outlay	\$ -	
Total Expenditures from County Funds for Administration	\$ 322,057	\$ 394,032
Balance of County Funds Reverted June 30, 2018	\$ 9,159	\$ 12,280
B. Indirect Cost		
County School Office Admin Bal Fwd July 1, 2017	\$ 105,305	
Federal Receipts for County Office Administration	\$ 58,150	
Total Funds Available for Indirect Cost	\$ 163,455	\$ 23,508
Expenditures:		
Salaries and Benefits		
Supplies and Expenses	\$ 129	\$ 23,508
Capital Outlay	\$ 3,900	
Total Expenditures from Indirect Cost	\$ 4,029	\$ 23,508
Balance at June 30, 2018	\$ 159,427	\$ -
II. COUNTY SCHOOL FUND		
Balance Forward July 1, 2017		\$ 8,586
Receipts (Pursuant to A.R.S. §15-1000)		\$ 7,902
Forest Reserve Funds		\$ 175,692
Other (Specify)		\$ 536
Transfers from Special County Reserve Fund		
Total Available	\$ -	\$ 192,716
Total Expenditures		
Transfers Out		\$ 183,594
Total Expenditures and Transfers Out	\$ -	\$ 183,594
Balance at June 30, 2018	\$ -	\$ 9,122
III. SPECIAL COUNTY SCHOOL RESERVE FUND OPERATIONS		
Balance Forward July 1, 2017	\$ 1,016,279	\$ 47,554
Appropriation by Board of Supervisors (Pursuant to A.R.S. §15-1001)		
State Aid for Transportation		\$ -
District Service Program Fund (Pursuant to A.R.S. §15-365.A)	\$ 856,000	\$ 1,478
Small District Service Program Fund (Pursuant to A.R.S. §15-365)	\$ 61,364	\$ 136,918
County Jails Program	\$ 100,903	\$ 21,992
County Juvenile Detention Program	\$ 97,509	\$ 93,143
Transfers In		
Other (Specify)		\$ 676
Total Available	\$ 2,132,054	\$ 301,761
Expenditures:		
Pupil Transportation (Pursuant to A.R.S. §15-1002)		\$ 4,313
\$10 / Month per Pupil Payments (Pursuant to A.R.S. §15-826)		
Supp Paymnt: Maint 1 & 2 Room School Dist		
Small School Service Pgm (Pursuant to A.R.S. §15-1002.A.7)	\$ 50,836	\$ 40,261
County Jails Program		\$ 28,134
County Juvenile Detention Program		\$ 55,438
Other (Specify)	\$ 633,122	
Total Expenditures	\$ 683,958	\$ 128,146
Transfers to Accom Schools from Spec. Receipts		
Transfers to County School Fund		
Total Expenditures and Transfers	\$ 683,958	\$ 128,146
Balance at June 30, 2018	\$ 1,448,096	\$ 173,615

COCONINO	GILA	GRAHAM	GREENLEE	LA PAZ	MARICOPA
\$ 470,102	\$ 388,794	\$ 219,985	\$ 246,263	\$ 227,715	\$ 3,018,742
\$ 403,833	\$ 342,324	\$ 234,093	\$ 233,798	\$ 222,024	\$ 2,025,556
\$ 66,269	\$ 46,470		\$ 7,265	\$ 4,119	\$ 923,203
	\$ -			\$ 1,572	
\$ 470,102	\$ 388,794	\$ 234,093	\$ 241,063	\$ 227,715	\$ 2,948,759
\$ -	\$ -	\$ (14,108)	\$ 5,201	\$ -	\$ 69,983
\$ 416,557	\$ 253,327	\$ (3,132)	\$ 31,096	\$ 215,529	\$ 1,111,870
\$ 40,741	\$ 49,062	\$ 30,279	\$ 16,030	\$ 1,107	\$ 565,853
\$ 457,298	\$ 302,389	\$ 27,147	\$ 47,126	\$ 216,636	\$ 1,677,723
\$ 49,390	\$ 107,136			\$ -	\$ 273,444
\$ 6,313	\$ 100,451	\$ 16,636	\$ 10,453	\$ 15,545	\$ (181,956)
	\$ -			\$ 1,227	\$ -
\$ 55,703	\$ 207,587	\$ 16,636	\$ 10,453	\$ 16,772	\$ 91,488
\$ 401,595	\$ 94,802	\$ 10,511	\$ 36,673	\$ 199,864	\$ 1,586,235
	\$ 1,220	\$ 6,549		\$ -	
		\$ 899		\$ -	
\$ 45,000				\$ -	
				\$ -	
	\$ -			\$ -	
\$ 45,000	\$ 1,220	\$ 7,448	\$ -	\$ -	\$ -
\$ 45,000		\$ 1,960		\$ -	\$ -
				\$ -	
\$ 45,000	\$ -	\$ 1,960	\$ -	\$ -	\$ -
\$ -	\$ 1,220	\$ 5,488	\$ -	\$ -	\$ -
\$ 163,548	\$ 707,074	\$ 711,082		\$ 291,028	\$ (93,516)
		\$ 1,000		\$ -	
				\$ 827,765	
\$ 123,391		\$ 202,617		\$ -	
\$ 83,047	\$ 360,390	\$ 78,770	\$ 208,132	\$ 61,899	\$ 112,729
	\$ (414)	\$ 15,577	\$ 25,000	\$ 16,299	\$ -
	\$ 234,650	\$ 62,624	\$ 25,251	\$ 11,110	\$ -
				\$ -	
				\$ -	
\$ 369,986	\$ 1,301,700	\$ 1,070,670	\$ 259,383	\$ 380,337	\$ 846,978
	\$ -		\$ 959		\$ 490,488
	\$ -				\$ -
	\$ -				\$ -
\$ 226,672	\$ 71,774	\$ 34,851	\$ 7,443	\$ 72,783	\$ 98,720
	\$ 422	\$ 16,899	\$ 14,914	\$ 11,154	\$ -
	\$ -	\$ 18,229	\$ 25,251	\$ 11,110	\$ -
		\$ 202,724		\$ -	
\$ 226,672	\$ 72,196	\$ 272,703	\$ 48,566	\$ 95,047	\$ 589,208
				\$ -	
				\$ -	
\$ 226,672	\$ 72,196	\$ 272,703	\$ 48,566	\$ 95,047	\$ 589,208
\$ 143,314	\$ 1,229,503	\$ 797,967	\$ 210,816	\$ 285,290	\$ 257,770

Annual Financial Report of the County School Superintendents

	MOHAVE	NAVAJO
I. COUNTY SCHOOL OFFICE ADMINISTRATION		
A. County Funds Appropriated	\$ 376,174	\$ 330,478
Expenditures:		
Salaries and Benefits	\$ 263,053	\$ 318,825
Supplies and Expenses	\$ 113,121	\$ 6,959
Capital Outlay	\$ -	
Total Expenditures from County Funds for Administration	\$ 376,174	\$ 325,784
Balance of County Funds Reverted June 30, 2018	\$ -	\$ 4,694
B. Indirect Cost		
County School Office Admin Bal Fwd July 1, 2017	\$ 83,363	\$ 44,862
Federal Receipts for County Office Administration		\$ 82,945
Total Funds Available for Indirect Cost	\$ 83,363	\$ 127,807
Expenditures:		
Salaries and Benefits	\$ 54,707	\$ 3,780
Supplies and Expenses	\$ 28,656	\$ 53,314
Capital Outlay		\$ 1,038
Total Expenditures from Indirect Cost	\$ 83,363	\$ 58,132
Balance at June 30, 2018	\$ (0)	\$ 69,675
II. COUNTY SCHOOL FUND		
Balance Forward July 1, 2017		\$ 162,723
Receipts (Pursuant to A.R.S. §15-1000)		\$ 82,945
Forest Reserve Funds		\$ -
Other (Specify)		\$ 11,056
Transfers from Special County Reserve Fund		
Total Available	\$ -	\$ 256,724
Total Expenditures		\$ 41,907
Transfers Out		
Total Expenditures and Transfers Out	\$ -	\$ 41,907
Balance at June 30, 2018	\$ -	\$ 214,817
III. SPECIAL COUNTY SCHOOL RESERVE FUND OPERATIONS		
Balance Forward July 1, 2017	\$ 31,954	\$ 447,051
Appropriation by Board of Supervisors (Pursuant to A.R.S. §15-1001)		
State Aid for Transportation		\$ 274,033
District Service Program Fund (Pursuant to A.R.S. §15-365.A)		\$ 1,668,458
Small District Service Program Fund (Pursuant to A.R.S. §15-365)	\$ 60,000	\$ 48,736
County Jails Program	\$ 14,400	\$ 17,965
County Juvenile Detention Program	\$ 21,096	\$ 66,137
Transfers In		
Other (Specify)		\$ 755
Total Available	\$ 127,450	\$ 2,523,135
Expenditures:		
Pupil Transportation (Pursuant to A.R.S. §15-1002)		\$ 155,144
\$10 / Month per Pupil Payments (Pursuant to A.R.S. §15-826)		
Supp Paymnt: Maint 1 & 2 Room School Dist		
Small School Service Pgm (Pursuant to A.R.S. §15-1002.A.7)	\$ 35,796	
County Jails Program	\$ 14,400	
County Juvenile Detention Program	\$ 21,096	
Other (Specify)		\$ 1,763,206
Total Expenditures	\$ 71,292	\$ 1,918,350
Transfers to Accom Schools from Spec. Receipts		
Transfers to County School Fund		
Total Expenditures and Transfers	\$ 71,292	\$ 1,918,350
Balance at June 30, 2018	\$ 56,158	\$ 604,785

PIMA	PINAL	SANTA CRUZ	YAVAPAI	YUMA	STATEWIDE TOTAL
\$ 1,784,221	\$ 1,021,034	\$ 365,490	\$ 707,447	\$ 407,899	\$ 10,301,872
\$ 1,068,104	\$ 805,246	\$ 297,447	\$ 663,032	\$ 347,928	\$ 7,884,035
\$ 544,192	\$ 157,103	\$ 68,043	\$ 36,355	\$ 35,392	\$ 2,065,807
	\$ -	\$ -	\$ -		\$ 1,572
\$ 1,612,296	\$ 962,349	\$ 365,490	\$ 699,387	\$ 383,320	\$ 9,951,415
\$ 171,925	\$ 58,685	\$ -	\$ 8,060	\$ 24,579	\$ 350,457
\$ 176,895	\$ 580,472	\$ 23,851	\$ 265,770	\$ (29,376)	\$ 3,276,389
\$ 230,692	\$ 143,568	\$ 80,159	\$ 109,028	\$ 54,712	\$ 1,462,325
\$ 407,587	\$ 724,039	\$ 104,010	\$ 374,798	\$ 25,336	\$ 4,762,222
\$ 164,348	\$ -	\$ -	\$ 76,600	\$ -	\$ 729,405
\$ -	\$ 97,252	\$ 94,912	\$ 116,646	\$ 45,091	\$ 426,949
\$ -	\$ 34,792	\$ -	\$ -	\$ -	\$ 40,957
\$ 164,348	\$ 132,044	\$ 94,912	\$ 193,246	\$ 45,091	\$ 1,197,311
\$ 243,239	\$ 591,995	\$ 9,098	\$ 181,552	\$ (19,755)	\$ 3,564,911
\$ -	\$ 311,483	\$ 51,725	\$ 48,680		\$ 590,966
	\$ 23,652	\$ 349,167	\$ -		\$ 464,565
\$ 59,153	\$ 144,934	\$ -	\$ -		\$ 424,779
	\$ 3,684	\$ 404			\$ 15,680
	\$ 116,605	\$ -			\$ 116,605
\$ 59,153	\$ 596,675	\$ 404,576	\$ 49,084	\$ -	\$ 1,612,596
	\$ 66,630	\$ 82,594			\$ 238,091
\$ 59,153	\$ 162,287	\$ 3,266	\$ 46,810		\$ 455,110
\$ 59,153	\$ 228,917	\$ 85,860	\$ 46,810	\$ -	\$ 693,201
\$ -	\$ 367,758	\$ 318,716	\$ 2,274	\$ -	\$ 919,395
\$ 394,742	\$ 1,070,735	\$ 375,935	\$ 302,419	\$ 416,625	\$ 5,882,511
	\$ 3,082,142	\$ -	\$ -	\$ -	\$ 3,083,142
\$ 85,888		\$ -	\$ -	\$ -	\$ 1,187,686
\$ 787,273		\$ -	\$ -	\$ 119,362	\$ 3,758,580
\$ 98,752	\$ 109,657	\$ 48,737	\$ 1,415,033	\$ 46,044	\$ 2,930,206
	\$ 107,009	\$ 20,726	\$ 21,055	\$ 25,099	\$ 385,611
	\$ 68,140	\$ 47,195	\$ 197,315	\$ 118,270	\$ 1,042,440
		\$ 462	\$ -	\$ -	\$ 462
	\$ 740,203		\$ -	\$ -	\$ 741,634
\$ 1,366,655	\$ 5,177,886	\$ 493,055	\$ 1,935,822	\$ 725,401	\$ 19,012,273
\$ 218,549		\$ -	\$ -	\$ -	\$ 869,453
		\$ -	\$ -	\$ -	\$ -
		\$ -	\$ -	\$ -	\$ -
\$ 882,441	\$ 241,410	\$ -	\$ 1,562,260	\$ 179,404	\$ 3,504,651
	\$ 85,414	\$ 27,159	\$ 18,020	\$ 22,767	\$ 239,283
	\$ 129,372	\$ 27,256	\$ 174,385	\$ 118,270	\$ 580,407
	\$ 352,625	\$ -	\$ -	\$ -	\$ 2,951,677
\$ 1,100,990	\$ 808,821	\$ 54,415	\$ 1,754,665	\$ 320,441	\$ 8,145,471
\$ 61,965	\$ 2,969,401	\$ -	\$ -	\$ -	\$ 3,031,366
	\$ 116,605	\$ -	\$ -	\$ -	\$ 116,605
\$ 1,162,955	\$ 3,894,827	\$ 54,415	\$ 1,754,665	\$ 320,441	\$ 11,293,442
\$ 203,700	\$ 1,283,059	\$ 438,640	\$ 181,157	\$ 404,960	\$ 7,718,830

Institutional Voucher Payment Summary by Disability Category
Arizona State School for the Deaf and Blind (ASDB)

Special Educational Category	Daily Rate	Instructional Days	Calculated ADM	Amount Paid
Hearing Impairment	\$ 118.92	128,317	712.872	\$15,259,842.59
Multiple Disabilities	\$ 140.65	10,456	58.089	\$1,470,678.22
Multiple Disabilities - Severe Sensory Impairment	\$ 183.91	10,537	58.539	\$1,937,880.74
Speech/Language Impairment	\$ 41.76	63	0.350	\$2,630.82
Visual Impairment	\$ 119.64	34,098	189.433	\$4,079,450.62
Total		183,471	1,019.283	\$22,750,483.00

Residential Vouchers Payment Summary by Disability Category

Special Educational Category	Daily Rate	Instructional Days	Calculated ADM	Amount Paid
Autism	\$ 144.72	90	0.500	\$13,025.00
	\$ 146.97	643	3.572	\$94,503.70
Developmental Delay	\$ 42.59	195	1.083	\$8,305.69
Emotional Disabled	\$ 42.59	20,601	114.450	\$877,464.57
Emotional Disabled-Private	\$ 124.03	3,475	19.306	\$431,019.89
	\$ 126.29	7,369	40.939	\$930,597.11
Mild Intellectual Disability	\$ 42.59	1,362	7.567	\$58,012.07
Moderate Intellectual Disability	\$ 118.08	105	0.583	\$12,398.39
Multiple Disabilities	\$ 146.97	214	1.189	\$31,452.24
Non Special Education	\$ 42.59	85,921	477.339	\$3,659,658.93
Other Health Impairment	\$ 42.59	7,240	40.222	\$308,375.49
Severe Intellectual Disability	\$ 42.59	20	0.111	\$851.87
Specific Learning Disability	\$ 42.59	11,175	62.083	\$475,980.13
Speech/Language Impairment	\$ 42.06	165	0.917	\$6,940.58
	\$ 42.59	168	0.933	\$7,155.67
Total		138,743	770.794	\$6,915,741.34

ASDB Summary of Financial Data
Arizona School for the Deaf and Blind (ASDB)

Fund/Program	Beginning Fund Balance	Adjustments	Revenues	Expenditures	Ending Fund Balance
Special Education				\$ 31,352,593	
Pupil Transportation				\$ 2,726,312	
Maintenance and Operation Total	\$ 576,883	\$ (242,182)	\$ 34,753,642	\$ 34,078,906	\$ 1,009,437
Classroom Site Funds	\$ 722,466	\$ -	\$ 1,489,324	\$ 912,861	\$ 1,298,929
Instructional Improvement	\$ 1,825	\$ -	\$ -	\$ -	\$ 1,825
Interagency Service Agreement	\$ -	\$ 45,989	\$ -	\$ -	\$ 45,989
Federal Projects	\$ 317,164	\$ 243,848	\$ 2,471,467	\$ 2,094,668	\$ 937,811
Non Federal Grants Funds	\$ (100,619)	\$ (22,049)	\$ 634,008	\$ 340,699	\$ 170,641
Enterprise Fund	\$ 428,865	\$ 3,955	\$ 116,057	\$ 53,021	\$ 495,857
Regional Cooperative Fund	\$ 2,305,566	\$ (163,789)	\$ 15,759,205	\$ 15,427,924	\$ 2,473,058
Trust Fund	\$ 24,106	\$ -	\$ 110,000	\$ 111,606	\$ 22,500

Food Service Program Information

MEALS SERVED

		Breakfasts	Lunches	A La Carte and Snacks	Totals	Value of Donated Commodities	Food Services Expenditure Funds 001 and 610
Apache County							
Districts							
01022400	Chinle Unified District	393,904	625,222	61,774	1,080,900	\$0	\$58,976
01030600	Concho Elementary District	15,337	23,061	0	38,398	\$16,248	\$2,352
01022000	Ganado Unified School District	135,467	216,415	3,124	355,006	\$66,343	\$31,812
01032300	McNary Elementary District	10,016	21,197	0	31,213	\$0	\$27,573
01022700	Red Mesa Unified District	43,944	63,044	5,277	112,265	\$0	\$0
01021000	Round Valley Unified District	16,197	64,937	53,869	135,003	\$20,438	\$4,917
01021800	Sanders Unified District	61,467	109,026	3,729	174,222	\$0	\$1,347
01020100	St Johns Unified District	17,305	52,845	7,920	78,070	\$13,529	\$6,693
01030900	Vernon Elementary District	7,008	13,718	0	20,726	\$2,919	\$5,030
01020800	Window Rock Unified District	233,767	290,401	4,242	528,410	\$629	\$0
	District Totals	934,412	1,479,866	139,935	2,554,213	\$120,107	\$138,701
Apache County Totals		934,412	1,479,866	139,935	2,554,213	\$120,107	\$138,701

Cochise County

Districts							
02045300	Ash Creek Elementary District	2,348	2,590	0	4,938	\$850	\$28,460
02020900	Benson Unified School District	18,298	91,677	9,264	119,239	\$36,972	\$36,701
02020200	Bisbee Unified District	24,971	55,000	0	79,971	\$6,195	\$28,636
02021400	Bowie Unified District	3,839	5,182	0	9,021	\$0	\$47,665
02032600	Cochise Elementary District	0	11,307	0	11,307	\$0	\$44,894
02022700	Douglas Unified District	175,472	495,647	43,876	714,995	\$47,832	\$59,549
02041200	Elfrida Elementary District	13,074	14,379	14,468	41,921	\$562	\$3,100
02010000	Fort Huachuca Accommodation District	0	84,300	11,078	95,378	\$0	\$117,906
02035500	McNeal Elementary District	8,373	8,607	0	16,980	\$0	\$10,775
02032300	Naco Elementary District	12,078	35,660	876	48,614	\$0	\$8,335
02034900	Palominas Elementary District	31,982	81,215	0	113,197	\$31,187	\$14,563
02042200	Pearce Elementary District	5,453	11,107	132	16,692	\$0	\$2,000
02036400	Pomerene Elementary District	0	14,227	0	14,227	\$4,489	\$34,348
02021800	San Simon Unified District	9,829	10,841	0	20,670	\$218	\$55,106
02026800	Sierra Vista Unified District	129,106	489,195	16,833	635,134	\$58,653	\$101,899
02022100	St David Unified District	0	26,692	0	26,692	\$12,081	\$2,865
02020100	Tombstone Unified District	79,964	94,185	0	174,149	(\$37,119)	\$18,262
02052200	Valley Union High School District	2,967	7,433	0	10,400	\$0	\$35,908
02021300	Willcox Unified District	28,061	83,571	17,763	129,395	\$30,844	\$14,097
	District Totals	545,815	1,622,815	114,289	2,282,919	\$192,764	\$665,068

Charters

02875000	Center for Academic Success, Inc.	177,744	193,695	76,199	447,638	\$58,477	\$19,125
02870100	Cochise Community Development	18,018	32,660	481	51,159	\$0	\$30,000
02875100	Omega Alpha Academy	24,144	40,653	0	64,797	\$0	(\$8,834)
	Charter Totals	219,906	267,008	76,680	563,594	\$58,477	\$40,291
Cochise County Totals		765,721	1,889,823	190,969	2,846,513	\$251,241	\$705,360

Coconino County

Districts							
03019900	Coconino County Accommodation School	0	0	0	0	\$0	\$8,000
03020100	Flagstaff Unified District	275,297	665,568	46,815	987,680	\$0	\$64,241

Food Service Program Information MEALS SERVED

		Breakfasts	Lunches	A La Carte and Snacks	Totals	Value of Donated Commodities	Food Services Expenditure Funds 001 and 610
--	--	------------	---------	--------------------------	--------	------------------------------------	--

Coconino County

Districts

03020600	Fredonia-Moccasin Unified District	19,345	23,714	1,079	44,138	\$7,831	\$34,709
03020400	Grand Canyon Unified District	13,307	23,421	3	36,731	\$427	\$53,299
03031000	Maine Consolidated School District	7,039	11,396	247	18,682	\$0	\$44,104
03020800	Page Unified District	292,416	295,129	32,142	619,687	\$56,693	\$439
03021500	Tuba City Unified School District #15	119,119	238,205	21,478	378,802	\$3,231	\$58,883
03020200	Williams Unified District	29,631	43,566	2,842	76,039	\$9,752	\$33,741
	District Totals	756,154	1,300,999	104,605	2,161,758	\$77,935	\$297,415

Charters

03875300	Painted Desert Demonstration Projects, Inc.	11,894	20,842	1,122	33,858	\$253	\$66,465
03870200	PEAK School Inc., The	0	19,109	0	19,109	\$0	\$0
	Charter Totals	11,894	39,951	1,122	52,967	\$253	\$66,465

		Coconino County Totals	768,048	1,340,950	105,727	2,214,725	\$78,188	\$363,880
--	--	------------------------	---------	-----------	---------	-----------	----------	-----------

Gila County

Districts

04020100	Globe Unified District	46,351	90,551	20,707	157,609	\$38,628	\$26,500
04024100	Hayden-Winkelman Unified District	33,721	25,303	754	59,778	\$9,611	\$3,807
04024000	Miami Unified District	38,944	63,871	5,121	107,936	\$43,578	\$25,585
04021000	Payson Unified District	182,974	155,070	36,216	374,260	\$59,999	\$23,093
04031200	Pine Strawberry Elementary District	9,745	21,454	1,330	32,529	\$0	\$149,730
04022000	San Carlos Unified District	176,123	238,344	70,524	484,991	\$0	\$35,000
04033300	Tonto Basin Elementary District	9,278	13,781	5,226	28,285	\$4,654	\$43,576
04030500	Young Elementary District	2,609	3,209	37	5,855	\$0	\$0
	District Totals	499,745	611,583	139,915	1,251,243	\$156,470	\$307,290

Charters

04870100	Destiny School, Inc.	10,284	27,373	2,565	40,222	\$0	\$21,912
	Charter Totals	10,284	27,373	2,565	40,222	\$0	\$21,912

		Gila County Totals	510,029	638,956	142,480	1,291,465	\$156,470	\$329,202
--	--	--------------------	---------	---------	---------	-----------	-----------	-----------

Graham County

Districts

05031600	Bonita Elementary District	4,967	5,839	0	10,806	\$0	\$48,920
05020700	Fort Thomas Unified District	70,290	85,267	9,002	164,559	\$15,562	\$35,648
05020600	Pima Unified District	17,134	65,626	3,662	86,422	\$0	\$0
05020100	Safford Unified District	87,516	299,715	16,201	403,432	\$0	\$0
05030500	Solomon Elementary District	14,468	29,863	0	44,331	\$5,080	\$0
05020400	Thatcher Unified District	14,847	103,796	0	118,643	\$21,430	\$0
	District Totals	209,222	590,106	28,865	828,193	\$42,072	\$84,568

Charters

05870300	Discovery Plus Academy	1,279	5,371	0	6,650	\$3,709	\$14,918
	Charter Totals	1,279	5,371	0	6,650	\$3,709	\$14,918

Food Service Program Information MEALS SERVED

	Breakfasts	Lunches	A La Carte and Snacks	Totals	Value of Donated Commodities	Food Services Expenditure Funds 001 and 610
Graham County						
Graham County Totals	210,501	595,477	28,865	834,843	\$45,781	\$99,486

Greenlee County

Districts

06020200	Duncan Unified District	29,941	39,424	345	69,710	\$9,366	\$8,660
06021800	Morenci Unified District	0	112,029	14,737	126,766	\$3,283	\$106,643
	District Totals	29,941	151,453	15,082	196,476	\$12,648	\$115,303
Greenlee County Totals							\$115,303

La Paz County

Districts

15057600	Bicentennial Union High School District	12,774	17,752	590	31,116	\$0	\$29,780
15042600	Bouse Elementary District	0	0	0	0	\$2,063	\$21,104
15022700	Parker Unified School District	66,784	231,307	0	298,091	\$3,789	\$28,330
15040400	Quartzsite Elementary District	23,891	31,620	0	55,511	\$10,830	\$6,213
15043000	Salome Consolidated Elementary District	19,003	19,158	18,481	56,642	\$5,312	\$52,157
15041900	Wenden Elementary District	15,125	15,334	14,239	44,698	\$4,250	\$46,193
	District Totals	137,577	315,171	33,310	486,058	\$26,244	\$183,777
La Paz County Totals							\$183,777

Maricopa County

Districts

07051600	Agua Fria Union High School District	139,977	484,867	489,443	1,114,287	\$165,907	\$55,898
07036300	Aguila Elementary District	9,975	23,975	0	33,950	\$247	\$8,953
07046800	Alhambra Elementary District	1,078,736	1,847,114	195,561	3,121,411	\$678,189	\$382,921
07044700	Arlington Elementary District	23,456	28,283	2,153	53,892	\$0	\$0
07044400	Avondale Elementary District	420,032	811,017	80,328	1,311,377	\$0	\$79,201
07043100	Balsz Elementary District	441,765	444,504	17,980	904,249	\$0	\$53,527
07043300	Buckeye Elementary District	368,899	799,455	46,180	1,214,534	\$332,922	\$556,390
07050100	Buckeye Union High School District	156,553	351,716	87,754	596,023	\$134,063	\$45,000
07048300	Cartwright Elementary District	2,177,113	2,840,573	407,131	5,424,817	\$328,140	\$347,619
07029300	Cave Creek Unified District	41,767	332,487	128,949	503,203	\$54,672	\$37,964
07028000	Chandler Unified District #80	754,156	3,033,832	1,442,493	5,230,481	\$555,971	\$660,035
07041400	Creighton Elementary District	803,779	1,046,873	30,763	1,881,415	\$8,190	\$117,408
07029700	Deer Valley Unified District	895,910	2,583,958	588,680	4,068,548	\$857,956	\$384,409
07028900	Dysart Unified District	929,001	2,170,673	331,187	3,430,861	\$771,333	\$271,873
07029800	Fountain Hills Unified District	17,571	72,993	15,707	106,271	\$0	\$16,219
07044500	Fowler Elementary District	663,912	669,032	50,064	1,383,008	\$15,065	\$87,701
07022400	Gila Bend Unified District	59,643	55,148	5,510	120,301	\$671	\$27,044
07024100	Gilbert Unified District	474,375	2,533,374	558,864	3,566,613	\$384,027	\$260,734
07044000	Glendale Elementary District	1,178,649	2,005,971	83,771	3,268,391	\$0	\$0
07050500	Glendale Union High School District	348,264	1,253,534	341,436	1,943,234	\$261,564	\$0
07026000	Higley Unified School District	90,654	680,895	178,645	950,194	\$441	\$232,823
07040500	Isaac Elementary District	702,472	1,166,810	120,496	1,989,778	\$343,444	\$228,122
07042800	Kyrene Elementary District	178,344	1,199,446	221,765	1,599,555	\$66,761	\$156,328
07045900	Laveen Elementary District	353,853	1,007,280	70,005	1,431,138	\$324,074	\$117,815
07042500	Liberty Elementary District	88,831	332,580	28,646	450,057	\$0	\$41,829
07047900	Litchfield Elementary District	35,707	1,054,171	113,472	1,203,350	\$602,608	\$145,501

Food Service Program Information MEALS SERVED

		Breakfasts	Lunches	A La Carte and Snacks	Totals	Value of Donated Commodities	Food Services Expenditure Funds 001 and 610
Maricopa County							
Districts							
07046500	Littleton Elementary District	827,643	872,611	63,863	1,764,117	\$316,723	\$228,059
07043800	Madison Elementary District	204,411	643,147	158,716	1,006,274	\$202,662	\$70,999
07020400	Mesa Unified District	3,096,126	6,641,540	753,126	10,490,792	\$1,925,001	\$39,117
07038600	Mobile Elementary District	2,925	3,402	0	6,327	\$0	\$21,564
07037500	Morristown Elementary District	14,364	3,730	10,415	28,509	\$0	\$0
07042100	Murphy Elementary District	280,182	319,865	20,698	620,745	\$0	\$32,563
07038100	Nadaburg Unified School District	59,038	82,385	47,051	188,474	\$12,103	\$8,514
07040800	Osborn Elementary District	179,847	447,860	34,546	662,253	\$108,627	\$64,304
07044900	Palo Verde Elementary District	25,522	68,311	0	93,833	\$18,774	\$0
07039400	Paloma School District	13,701	18,422	0	32,123	\$3,941	\$27,512
07026900	Paradise Valley Unified District	1,004,994	2,018,274	116,554	3,139,822	\$219,630	\$232,244
07049200	Pendergast Elementary District	1,208,392	1,453,489	138,579	2,800,460	\$499,806	\$178,581
07021100	Peoria Unified School District	895,438	3,272,451	392,186	4,560,075	\$1,093,623	\$438,886
07040100	Phoenix Elementary District	594,851	1,069,366	506	1,664,723	\$0	\$0
07051000	Phoenix Union High School District	1,190,652	2,930,420	208,149	4,329,221	\$981,563	\$0
07029500	Queen Creek Unified District	112,569	562,213	129,420	804,202	\$164,492	\$79,887
07040200	Riverside Elementary District	140,368	139,515	13,070	292,953	\$50,800	\$12,560
07046600	Roosevelt Elementary District	1,040,853	1,448,201	87,048	2,576,102	\$466,461	\$253,738
07029000	Saddle Mountain Unified School District	175,753	185,236	24,041	385,030	\$13,843	\$2,134
07024800	Scottsdale Unified District	675,844	1,680,322	1,101,162	3,457,328	\$135,252	\$178,980
07037100	Sentinel Elementary District	3,018	6,169	113	9,300	\$1,861	\$41,723
07040300	Tempe School District	578,086	1,584,900	192,923	2,355,909	\$531,432	\$149,358
07051300	Tempe Union High School District	108,612	330,977	488,550	928,139	\$0	\$19,572
07041700	Tolleson Elementary District	521,009	564,136	93,952	1,179,097	\$0	\$0
07051400	Tolleson Union High School District	386,559	1,035,113	387,401	1,809,073	\$4,387	\$125,108
07046200	Union Elementary District	251,249	311,815	33,466	596,530	\$142,941	\$34,505
07040600	Washington Elementary School District	3,170,539	3,594,804	476,924	7,242,267	\$1,213,325	\$439,246
07020900	Wickenburg Unified District	58,765	138,800	38,555	236,120	\$0	\$12,066
07040700	Wilson Elementary District	77,928	223,486	23,798	325,212	\$55,854	\$33,012
District Totals		29,332,632	60,481,521	10,671,798	100,485,950	\$14,049,343	\$7,039,546
Charters							
07827000	Academy of Mathematics and Science, Inc.	140,237	168,879	0	309,116	\$17,018	\$305
07870100	Acclaim Charter School	5,207	34,323	0	39,530	\$0	(\$41,552)
07879300	AIBT Non-Profit Charter High School -	0	10,030	0	10,030	\$0	(\$7,175)
07896700	All Aboard Charter School	4,913	12,186	0	17,099	\$0	\$0
07898900	American Basic Schools LLC	123,502	125,117	0	248,619	\$0	\$55,908
07895000	American Charter Schools Foundation d.b.a.	14,407	20,272	0	34,679	\$6,321	\$6,863
07894700	American Charter Schools Foundation d.b.a.	5,268	11,668	0	16,936	\$3,946	\$22,649
07894800	American Charter Schools Foundation d.b.a.	4,067	18,647	0	22,714	\$6,041	\$18,567
07895100	American Charter Schools Foundation d.b.a.	10,079	37,903	0	47,982	\$12,007	\$4,380
07898300	American Charter Schools Foundation d.b.a.	13,478	34,858	0	48,336	\$10,649	\$10,236
07851700	American Charter Schools Foundation d.b.a.	13,850	40,616	0	54,466	\$14,882	\$13,284
07895300	American Charter Schools Foundation d.b.a.	36,520	40,452	0	76,972	\$11,504	\$12,870
07895600	American Charter Schools Foundation d.b.a.	4,803	32,124	0	36,927	\$16,216	\$10,088
07872500	American Leadership Academy, Inc.	0	312,666	620,432	933,098	\$0	\$0
07866500	Arizona Academy of Science And	2,490	4,849	3,028	10,367	\$0	\$2,229
07899100	Arizona Montessori Charter School at	0	12,645	0	12,645	\$0	\$37,464
07898800	Ball Charter Schools (Dobson)	10,678	33,981	0	44,659	\$0	\$15,135
07898700	Ball Charter Schools (Hearn)	9,938	50,207	148	60,293	\$149,721	\$12,314
07858600	Ball Charter Schools (Val Vista)	0	10,835	0	10,835	\$0	\$6,068
07828200	BASIS Schools, Inc.	6,861	26,583	0	33,444	\$0	\$3,000
07897200	Bell Canyon Charter School, Inc	17,456	35,331	245	53,032	\$0	\$1,754

Food Service Program Information MEALS SERVED

		Breakfasts	Lunches	A La Carte and Snacks	Totals	Value of Donated Commodities	Food Services Expenditure Funds 001 and 610
Maricopa County							
Charters							
07861300	Boys & Girls Clubs of the East Valley dba	7,643	31,130	0	38,773	\$90	\$4,468
07856500	CAFA, Inc. dba Learning Foundation and	28,176	17,733	5,817	51,726	\$0	\$20,000
07856400	CAFA, Inc. dba Learning Foundation and	45,545	25,618	0	71,163	\$0	\$60,000
09874900	CAFA, Inc. dba Learning Foundation	29,750	9,133	9,678	48,561	\$0	\$20,000
07890900	Calibre Academy	0	31,852	0	31,852	\$0	\$39,551
07895900	Camelback Education, Inc	61,134	80,858	25,694	167,686	\$0	\$30,000
07821800	CASA Academy	20,182	23,465	0	43,647	\$0	\$10,856
07877200	Challenge School, Inc.	8,875	33,271	0	42,146	\$0	\$30,000
07854900	Choice Academies, Inc.	0	41,112	5,963	47,075	\$8,776	\$161,924
07899500	Cholla Academy	21,082	63,662	26,568	111,312	\$0	\$78,946
07853000	Concordia Charter School, Inc.	12,415	17,873	0	30,288	\$9,135	\$64,079
07899400	Cornerstone Charter School, Inc	8,807	19,206	0	28,013	\$7,848	\$27,705
07897500	Cortez Park Charter Middle School, Inc.	18,101	38,001	0	56,102	\$0	\$0
07825300	Create Academy	19,609	20,608	0	40,217	\$0	\$1,318
07854400	Daisy Education Corporation dba Paragon	0	27,324	0	27,324	\$0	\$0
07857700	Daisy Education Corporation dba. Sonoran	0	25,728	0	25,728	\$0	\$0
07862100	Desert Heights Charter Schools	0	42,999	0	42,999	\$0	\$24,000
07820200	EAGLE College Prep Harmony, LLC	15,032	29,279	0	44,311	\$0	\$898
07822200	EAGLE College Prep Maryvale, LLC	27,124	52,651	0	79,775	\$0	\$953
07822300	EAGLE College Prep Mesa, LLC.	11,028	26,441	0	37,469	\$0	\$725
07854100	EAGLE South Mountain Charter, Inc.	13,813	57,871	0	71,684	\$0	\$721
07850900	East Mesa Charter Elementary School, Inc.	23,174	63,287	0	86,461	\$0	\$14,522
07897100	Edkey, Inc. - Arizona Conservatory for Arts	0	20,683	0	20,683	\$0	\$631
07874200	Edkey, Inc. - Pathfinder Academy	2,997	41,107	0	44,104	\$0	\$36,015
07874000	Edkey, Inc. - Redwood Academy	7,847	26,060	0	33,907	\$0	\$5,000
07891500	Edkey, Inc. - Sequoia Charter School	28,961	122,204	0	151,165	\$18,774	\$106,022
07870500	Edkey, Inc. - Sequoia Choice Schools	2,657	7,706	0	10,363	\$0	\$35,549
07824600	Edkey, Inc. - Sequoia Pathway Academy	7,902	54,313	0	62,215	\$0	\$42,809
07874400	Edkey, Inc. - Sequoia School for the Deaf	9,428	14,320	0	23,748	\$0	\$14,990
07891700	Edkey, Inc. - Sequoia Village School	21,090	59,815	0	80,905	\$0	\$42,809
07871700	EduPreneurship, Inc.	10,188	10,647	0	20,835	\$0	\$1,200
07840100	Empower College Prep	92,823	106,944	763	200,530	\$0	\$55,095
07825400	Ethos Academy - A Challenge Foundation	16,075	36,330	0	52,405	\$0	\$0
07890100	Excalibur Charter Schools, Inc.	40,087	39,218	9,606	88,911	\$0	\$83,857
07878500	Fit Kids, Inc. dba Champion Schools	173,873	189,187	27,742	390,802	\$0	\$65,700
07860800	Florence Crittenton Services of Arizona, Inc.	8,880	18,305	0	27,185	\$12,399	\$0
07859400	Happy Valley East	0	46,624	0	46,624	\$0	\$8,265
07899800	Happy Valley School, Inc.	0	29,670	0	29,670	\$0	\$1,863
07898500	Heritage Elementary School	169,459	121,529	50,611	341,599	\$0	\$0
07824400	Highland Prep	17	6,160	0	6,177	\$0	\$2,232
07820400	Hirsch Academy A Challenge Foundation	9,891	25,758	0	35,649	\$0	\$0
07853500	Imagine Avondale Elementary, Inc.	26,368	75,635	697	102,700	\$0	\$31,087
07855300	Imagine Avondale Middle, Inc.	5,317	20,765	268	26,350	\$0	\$24,873
07853100	Imagine Camelback Middle, Inc.	28,835	29,583	0	58,418	\$0	\$6,597
07851900	Imagine Charter Elementary at Camelback,	76,469	77,714	0	154,183	\$0	\$2,652
07852000	Imagine Charter Elementary at Desert West,	55,142	116,097	24,801	196,040	\$0	\$561,562
07853600	Imagine Coolidge Elementary, Inc.	43,743	97,480	17,480	158,703	\$26,554	\$71,712
07853200	Imagine Desert West Middle, Inc.	11,356	50,655	0	62,011	\$0	\$195,714
07852300	Imagine Elementary at Tempe, Inc.	23,333	41,570	18,935	83,838	\$0	\$13,322
07852100	Imagine Middle at East Mesa, Inc.	2,293	8,993	77	11,363	\$0	\$4,493
07852200	Imagine Middle at Surprise, Inc.	6,672	18,960	889	26,521	\$0	\$4,968
07854700	Imagine Prep Coolidge, Inc.	13,368	46,412	328	60,108	\$0	\$669
07853700	Imagine Prep Superstition, Inc.	7,754	27,944	0	35,698	\$0	\$0
07853800	Imagine Prep Surprise, Inc.	6,672	18,960	889	26,521	\$0	\$4,418

Food Service Program Information MEALS SERVED

						Value of Donated Commodities	Food Services Expenditure Funds 001 and 610
		Breakfasts	Lunches	A La Carte and Snacks	Totals		
Maricopa County							
Charters							
07855200	Imagine Superstition Middle, Inc.	2,308	14,081	0	16,389	\$0	\$0
07821000	Incito Schools	7,779	26,459	0	34,238	\$0	\$39,448
07875100	Integrity Education Incorporated	2,544	5,798	0	8,342	\$0	\$2,710
07892800	James Sandoval Preparatory High School	0	8,882	0	8,882	\$0	\$2,803
07824000	Kaizen Education Foundation dba Advance	32,709	0	0	32,709	\$3,930	\$17,958
07823000	Kaizen Education Foundation dba Discover	8,408	17,186	0	25,594	\$6,307	\$3,711
07871800	Kaizen Education Foundation dba El Dorado	15,241	44,787	0	60,028	\$12,056	\$27,873
07857000	Kaizen Education Foundation dba Gilbert	0	14,282	0	14,282	\$4,934	\$3,934
07858000	Kaizen Education Foundation dba Havasu	0	18,208	0	18,208	\$0	\$17,308
07857100	Kaizen Education Foundation dba Liberty	14,355	21,082	0	35,437	\$0	\$9,631
07894900	Kaizen Education Foundation dba Maya	27,891	45,817	0	73,708	\$15,069	\$41,541
07857600	Kaizen Education Foundation dba Mission	0	13,254	0	13,254	\$5,891	\$31,935
07899900	Kaizen Education Foundation dba South	53,598	53,485	0	107,083	\$14,662	\$0
07876500	Kaizen Education Foundation dba South	18,584	22,890	0	41,474	\$7,057	\$313
07895200	Kaizen Education Foundation dba Summit	15,995	30,021	0	46,016	\$10,715	\$12,788
07895400	Kaizen Education Foundation dba Tempe	1,063	5,691	0	6,754	\$1,413	\$6,524
07856700	Kaizen Education Foundation dba Vista	30,265	50,393	0	80,658	\$15,567	\$0
07894600	Kaizen Education Foundation dba Vista	5,085	11,440	0	16,525	\$3,308	\$0
07896800	LEAD Charter Schools	0	21,078	0	21,078	\$5,908	\$17,228
07878400	Liberty Traditional Charter School	35,847	81,666	18,759	136,272	\$0	\$0
07864700	Maricopa County Community College District	0	18,560	0	18,560	\$0	\$1,694
07859200	Maryvale Preparatory Academy	13,220	61,872	0	75,092	\$0	\$0
07874300	MCCCD on behalf of Phoenix College	7,939	16,011	0	23,950	\$0	\$6,893
07897600	Midtown Primary School	9,679	16,541	15,616	41,836	\$0	\$8,739
07879100	Milestones Charter School	76,107	200,363	26,279	302,749	\$0	\$25,000
07855600	Morrison Education Group, Inc.	5,121	34,827	2,253	42,201	\$0	\$41,225
07877100	New Horizon School for the Performing Arts	13,274	26,015	0	39,289	\$0	\$11,899
07876000	New World Educational Center	10,587	25,817	20,472	56,876	\$0	\$52,911
07893000	Noah Webster Schools - Mesa	32,324	82,506	0	114,830	\$0	\$46,753
07826100	Noah Webster Schools-Pima	26,939	44,789	0	71,728	\$0	\$13,417
07894000	Pan-American Elementary Charter	24,119	90,524	0	114,643	\$0	\$3,747
07891200	Paragon Management, Inc.	0	101,194	0	101,194	\$33,267	\$14,334
07890500	Paramount Education Studies Inc	8,195	32,412	8,063	48,670	\$10,798	\$32,833
07879200	Pathfinder Charter School Foundation	83,448	90,364	0	173,812	\$0	\$0
07823800	Pensar Academy	19,910	21,997	0	41,907	\$0	\$1,543
07871400	Phoenix Advantage Charter School, Inc.	0	0	0	0	\$0	\$43,368
07871600	Phoenix Education Management, LLC,	28,061	109,408	3,707	141,176	\$35,598	\$25,442
07855000	Pioneer Preparatory School	19,903	61,966	0	81,869	\$0	\$64,948
07893900	Premier Charter High School	7,179	22,042	0	29,221	\$0	\$8,709
07856000	Research Based Education Corporation	17,180	19,067	4,575	40,822	\$8,402	\$4,241
07860900	Ridgeline Academy, Inc.	0	0	0	0	\$0	\$14,287
07850800	Rosefield Charter Elementary School, Inc.	9,481	41,789	0	51,270	\$0	\$2,541
07868800	Sage Academy, Inc.	8,938	7,749	0	16,687	\$0	\$55,054
07865600	Salt River Pima-Maricopa Community	111,653	141,916	34,647	288,216	\$25,593	\$0
07825600	Self Development Academy-Phoenix	16,088	43,956	0	60,044	\$0	\$30,431
07891400	Skyline Schools, Inc.	161,980	175,734	18,182	355,896	\$10,865	\$0
07892400	Success School	18,838	86,582	25,794	131,214	\$743	\$35,000
07823700	Synergy Public School, Inc.	41,696	48,395	0	90,091	\$0	\$0
07855100	Teleos Preparatory Academy	13,240	23,534	0	36,774	\$0	\$0
07820600	The Paideia Academies, Inc	35,623	92,834	7	128,464	\$0	\$2,344
07841000	Victory Collegiate Academy Corporation	31,589	34,531	34,071	100,191	\$0	\$14,582
07875700	Victory High School, Inc.	2,017	2,694	0	4,711	\$0	\$22
07822400	Vista College Preparatory, Inc.	44,404	61,874	0	106,278	\$0	\$4,443
07893500	West Gilbert Charter Elementary School, Inc.	0	12,541	0	12,541	\$0	\$0

Food Service Program Information MEALS SERVED

		Breakfasts	Lunches	A La Carte and Snacks	Totals	Value of Donated Commodities	Food Services Expenditure Funds 001 and 610
Maricopa County							
Charters							
07897400	West Gilbert Charter Middle School, Inc.	0	5,234	0	5,234	\$0	\$0
	Charter Totals	2,875,145	5,822,760	1,063,084	9,760,989	\$563,965	\$3,001,263
Maricopa County Totals		32,207,777	66,304,281	11,734,881	110,246,939	\$14,613,308	\$10,040,809

Mohave County

Districts							
08041500	Bullhead City School District	296,971	371,515	23,558	692,044	\$4,378	\$0
08021400	Colorado City Unified District	0	49,476	300	49,776	\$0	\$6,187
08050200	Colorado River Union High School District	24,571	83,421	39,127	147,119	\$31,553	\$16,638
08030300	Hackberry School District	5,349	6,286	0	11,635	\$2,020	\$38,371
08022000	Kingman Unified School District	181,295	528,605	67,369	777,269	\$1,494	\$65,000
08020100	Lake Havasu Unified District	165,810	485,126	49,305	700,241	\$184,736	\$165,723
08020900	Littlefield Unified District	21,087	40,260	2,773	64,120	\$0	\$259
08041600	Mohave Valley Elementary District	65,341	162,367	13,738	241,446	\$32,460	\$122,311
08030600	Owens School District No.6	2,308	2,206	8	4,522	\$0	\$51,722
08020800	Peach Springs Unified District	14,735	20,915	0	35,650	\$0	\$3,102
08041200	Topock Elementary District	13,684	17,576	0	31,260	\$0	\$0
08031300	Yucca Elementary District	3,171	4,245	0	7,416	\$1,696	\$29,189
	District Totals	794,322	1,771,998	196,178	2,762,498	\$258,336	\$498,503
Charters							
08875800	Mohave Accelerated Learning Center	16,388	84,711	42,496	143,595	\$11,728	\$262,905
08870200	Telesis Center for Learning, Inc.	6,909	35,341	7,597	49,847	\$0	\$30,000
	Charter Totals	23,297	120,052	50,093	193,442	\$11,728	\$292,905
Mohave County Totals		817,619	1,892,050	246,271	2,955,940	\$270,064	\$791,408

Navajo County

Districts							
09023200	Blue Ridge Unified School District No. 32	66,430	167,959	21,102	255,491	\$0	\$43,402
09022500	Cedar Unified District	20,068	20,648	6,665	47,381	\$0	\$7,637
09020600	Heber-Overgaard Unified District	14,059	29,193	1,598	44,850	\$21,688	\$6,808
09020300	Holbrook Unified District	159,507	228,121	9,310	396,938	\$0	\$45,681
09020200	Joseph City Unified District	67,500	30,309	2,094	99,903	\$0	\$11,943
09022700	Kayenta Unified School District #27	131,988	231,793	14,602	378,383	\$116,430	\$216,690
09020400	Pinon Unified District	113,316	165,575	19,798	298,689	\$50,048	\$46,549
09021000	Show Low Unified District	75,377	184,813	2,890	263,080	\$8,412	\$50,100
09020500	Snowflake Unified District	40,133	126,346	10,767	177,246	\$46,946	\$15,885
09022000	Whiteriver Unified District	238,706	339,063	23,143	600,912	\$94,342	\$40,000
09020100	Winslow Unified District	121,970	292,480	451	414,901	\$0	\$29,889
	District Totals	1,049,054	1,816,300	112,421	2,977,775	\$337,866	\$514,585
Charters							
09874500	Career Development, Inc.	1,680	4,284	0	5,964	\$7,507	(\$29,622)
09874600	Shonto Governing Board of Education, Inc.	35,821	72,378	6,284	114,483	\$23,945	\$54,939
	Charter Totals	37,501	76,662	6,284	120,447	\$31,452	\$25,317

Food Service Program Information MEALS SERVED

	Breakfasts	Lunches	A La Carte and Snacks	Totals	Value of Donated Commodities	Food Services Expenditure Funds 001 and 610
Navajo County						
Navajo County Totals	1,086,555	1,892,962	118,705	3,098,222	\$369,318	\$539,902

Pima County

Districts

10021500	Ajo Unified District	22,396	52,763	0	75,159	\$2,399	\$10,054
10035100	Altar Valley Elementary District	107,576	96,445	28,373	232,394	\$18,902	\$13,784
10021000	Amphitheater Unified District	769,805	1,074,662	233,077	2,077,544	\$372,385	\$122,853
10024000	Baboquivari Unified School District #40	93,893	159,931	8,963	262,787	\$29,819	\$25,590
10021600	Catalina Foothills Unified District	18,915	198,437	122,239	339,591	\$0	\$53,080
10033900	Continental Elementary District	13,224	50,483	6,521	70,228	\$1,286	\$21,079
10020800	Flowing Wells Unified District	207,926	581,600	178,330	967,856	\$248,451	\$70,839
10020600	Marana Unified District	681,494	937,148	154,218	1,772,860	\$3,546	\$105,864
10023000	Sahuarita Unified District	119,217	488,602	120,560	728,379	\$0	\$212,370
10021200	Sunnyside Unified District	1,823,857	1,624,304	203,713	3,651,874	\$0	\$384,990
10021300	Tanque Verde Unified District	19,979	127,528	28,152	175,659	\$24,933	\$39
10020100	Tucson Unified District	1,363,021	4,533,201	730,170	6,626,392	\$1,487,999	\$469,471
10022000	Vail Unified District	127,026	791,017	89,943	1,007,986	\$208,892	\$80,638
	District Totals	5,368,329	10,716,121	1,904,259	17,988,709	\$2,398,612	\$1,570,651

Charters

10873400	Academy Del Sol, Inc.	0	63,361	0	63,361	\$0	\$40,000
07824200	Academy of Mathematics and Science	26,874	99,386	0	126,260	\$14,119	\$21,607
10871300	Academy of Mathematics and Science, Inc.	0	49,905	0	49,905	\$15,260	\$994
10879400	American Charter Schools Foundation d.b.a.	29,265	64,771	0	94,036	\$295,777	\$31,045
10878500	Aprender Tucson	10,235	44,976	8,646	63,857	\$0	\$0
10870900	Arizona Community Development	154,719	193,952	174,947	523,618	\$0	\$0
10872000	CITY Center for Collaborative Learning	5,687	15,833	1,425	22,945	\$0	\$28,362
10890900	Collaborative Pathways, Inc.	6,574	12,870	0	19,444	\$0	\$2,589
10850500	CPLC Community Schools dba Hiaki High	0	2,236	0	2,236	\$0	\$2,171
10879300	CPLC Community Schools dba Toltecalli	7,166	15,530	0	22,696	\$0	\$18,571
10850300	Daisy Education Corporation	0	32,021	0	32,021	\$0	\$0
10866600	Daisy Education Corporation dba Sonoran	0	48,588	0	48,588	\$0	\$0
10850200	Daisy Education Corporation dba Sonoran	53,614	53,167	0	106,781	\$0	\$0
10850400	Daisy Education Corporation dba. Sonoran	0	10,611	0	10,611	\$0	\$0
10850600	Ed Ahead	6,772	10,434	0	17,206	\$0	\$0
10865300	Edge School, Inc., The	9,212	10,254	0	19,466	\$0	\$12,000
10871700	Educational Impact, Inc.	0	19,008	0	19,008	\$0	\$10,448
10878900	Griffin Foundation, Inc. The	14,156	30,414	4,070	48,640	\$174	(\$6,810)
10872600	Ha:san Educational Services	2,739	9,080	0	11,819	\$0	\$2,651
10873500	Institute for Transformative Education, Inc.	2,898	11,152	0	14,050	\$0	(\$14,285)
10870600	Kaizen Education Foundation dba Skyview	11,941	12,135	0	24,076	\$4,226	\$39,198
10879800	Math and Science Success Academy, Inc.	0	68,593	0	68,593	\$15,057	\$6,258
10870700	Nosotros, Inc	26,223	148,013	0	174,236	\$0	\$48,608
10850700	Pima Prevention Partnership	7,194	17,317	0	24,511	\$0	(\$2,282)
10879900	Pima Prevention Partnership dba Pima	8,964	17,227	0	26,191	\$0	(\$1,131)
10871100	Pima Prevention Partnership dba Pima	9,064	17,569	0	26,633	\$0	(\$9,589)
10874400	Portable Practical Educational Preparation,	50,346	78,083	0	128,429	\$0	\$363,678
10877800	Presidio School	10,635	36,815	0	47,450	\$14,160	\$17,693
10840300	Rising Schools, Inc.	0	8,120	0	8,120	\$0	\$13,245
10871900	Satori, Inc.	1,864	10,257	0	12,121	\$3,811	\$0
10877200	Southern Arizona Community Academy, Inc.	5,298	6,711	1,541	13,550	\$0	\$24,557
10877900	Southgate Academy, Inc.	96,569	98,194	86,565	281,328	\$0	\$161,058
10822700	StrengthBuilding Partners	5,774	8,797	0	14,571	\$0	\$9,704

Food Service Program Information MEALS SERVED

		Breakfasts	Lunches	A La Carte and Snacks	Totals	Value of Donated Commodities	Food Services Expenditure Funds 001 and 610
Pima County							
Charters							
10872200	The Charter Foundation, Inc.	0	22,672	0	22,672	\$0	\$4,953
10877300	Tucson Country Day School, Inc.	468	50,216	8,467	59,151	\$0	\$0
10871400	Tucson International Academy, Inc.	22,343	46,650	0	68,993	\$216,410	(\$25,115)
10866000	Tucson Youth Development/ACE Charter	10,298	20,800	0	31,098	\$0	\$0
	Charter Totals	596,892	1,465,718	285,661	2,348,271	\$578,994	\$800,177
Pima County Totals							
		5,965,221	12,181,839	2,189,920	20,336,980	\$2,977,607	\$2,370,829

Pinal County

Districts							
11024300	Apache Junction Unified District	203,413	293,904	23,779	521,096	\$203,876	\$35,000
11040400	Casa Grande Elementary District	382,284	934,314	37,902	1,354,500	\$81,689	\$101,128
11050200	Casa Grande Union High School District	65,528	224,249	70,715	360,492	\$0	\$39,405
11022100	Coolidge Unified District	61,841	206,626	5,853	274,320	\$0	\$100,178
11041100	Eloy Elementary District	110,061	116,217	3,600	229,878	\$0	\$23,336
11020100	Florence Unified School District	282,631	819,882	154,108	1,256,621	\$0	\$118,000
11024400	J O Combs Unified School District	83,331	345,913	46,848	476,092	\$0	\$69,551
11020800	Mammoth-San Manuel Unified District	40,406	81,729	4,211	126,346	\$29,759	\$22,239
11022000	Maricopa Unified School District	357,801	655,581	56,487	1,069,869	\$9,879	\$148,010
11010000	Mary C O'Brien Accommodation District	21,071	31,573	0	52,644	\$0	\$98,478
11030200	Oracle Elementary District	11,042	36,962	5,236	53,240	\$15,132	\$3,884
11043300	Picacho Elementary District	20,839	28,956	0	49,795	\$9,036	\$20,616
11020300	Ray Unified District	11,428	30,067	0	41,495	\$19,101	\$36,985
11040500	Red Rock Elementary District	42,213	42,718	0	84,931	\$0	\$5,025
11041800	Sacaton Elementary District	65,308	90,806	2,795	158,909	\$0	\$37,485
11054000	Santa Cruz Valley Union High School District	20,654	37,986	6,545	65,185	\$16,368	\$68,283
11042400	Stanfield Elementary District	53,625	81,545	4,997	140,167	\$16,489	\$1,303
11021500	Superior Unified School District	25,992	50,804	0	76,796	\$0	\$14,585
11042200	Toltec School District	122,300	128,766	0	251,066	\$44,767	\$34,000
	District Totals	1,981,768	4,238,598	423,076	6,643,442	\$446,097	\$977,490
Charters							
11870300	American Charter Schools Foundation d.b.a.	17,554	17,718	0	35,272	\$5,469	\$17,589
07810100	LEAD Charter Schools dba Leading Edge	0	17,143	0	17,143	\$5,810	\$919
11870800	Leading Edge Academy Maricopa	13,108	35,378	0	48,486	\$8,428	\$44,275
11871700	The Grande Innovation Academy	0	24,184	0	24,184	\$0	\$8,938
	Charter Totals	30,662	94,423	0	125,085	\$19,707	\$71,721
Pinal County Totals							
		2,012,430	4,333,021	423,076	6,768,527	\$465,804	\$1,049,211

Santa Cruz County

Districts							
12020100	Nogales Unified District	593,656	690,626	100,410	1,384,692	\$82,794	\$133,415
12040600	Patagonia Elementary District	0	0	0	0	\$0	\$4,500
12052000	Patagonia Union High School District	15,874	21,240	1,531	38,645	\$6,651	\$4,941
12032800	Santa Cruz Elementary District	29	520	0	549	\$0	\$0
12023500	Santa Cruz Valley Unified District	177,580	416,562	35,818	629,960	\$0	\$47,898
12042500	Sonoita Elementary District	5,579	11,671	0	17,250	\$0	\$35,570

Food Service Program Information MEALS SERVED

		Breakfasts	Lunches	A La Carte and Snacks	Totals	Value of Donated Commodities	Food Services Expenditure Funds 001 and 610
Santa Cruz County							
Districts							
	District Totals	792,718	1,140,619	137,759	2,071,096	\$89,445	\$226,324
Charters							
12870400	Kaizen Education Foundation dba Colegio	9,193	20,259	0	29,452	\$3,244	\$24,878
12870300	Mexicayotl Academy, Inc.	14,054	38,679	3,356	56,089	\$96,271	(\$29,678)
	Charter Totals	23,247	58,938	3,356	85,541	\$99,515	(\$4,800)
Santa Cruz County Totals		815,965	1,199,557	141,115	2,156,637	\$188,960	\$221,524

Yavapai County

Districts							
13023100	Ash Fork Joint Unified District	15,152	28,346	0	43,498	\$26,997	\$103,467
13022000	Bagdad Unified District	6,525	18,617	6,294	31,436	\$6,128	\$692
13032600	Beaver Creek Elementary District	19,094	35,163	5,656	59,913	\$13,677	\$11,194
13022800	Camp Verde Unified District	36,221	96,708	42,637	175,566	\$32,956	\$13,386
13035000	Canon Elementary District	13,436	18,314	0	31,750	\$5,648	\$51,758
13025100	Chino Valley Unified District	256,600	201,103	170,577	628,280	\$71,904	\$42,131
13040300	Clarkdale-Jerome Elementary District	13,199	47,701	3,148	64,048	\$8,347	\$6,000
13031700	Congress Elementary District	5,445	9,959	0	15,404	\$2,891	\$21,181
13040600	Cottonwood-Oak Creek Elementary District	80,939	236,645	14,662	332,246	\$0	\$31,081
13022200	Humboldt Unified District	182,511	590,074	130	772,715	\$121,684	\$63,103
13032300	Kirkland Elementary District	8,586	7,985	2,839	19,410	\$2,735	\$28,114
13024300	Mayer Unified School District	34,686	56,009	10,636	101,331	\$12,720	\$5,804
13050400	Mingus Union High School District	14,731	48,720	14,372	77,823	\$31,703	\$5,480
13020100	Prescott Unified District	82,037	237,638	89,604	409,279	\$155,045	\$111,523
13020900	Sedona-Oak Creek JUSD #9	9,864	62,767	47,601	120,232	\$0	\$0
13024000	Seligman Unified District	6,792	13,359	1,602	21,753	\$5,299	\$39,188
13031500	Skull Valley Elementary District	0	2,544	0	2,544	\$1,865	\$30,347
13035200	Yarnell Elementary District	3,856	5,055	0	8,911	\$1,554	\$36,080
	District Totals	789,674	1,716,707	409,758	2,916,139	\$501,153	\$600,529
Charters							
13876000	Acorn Montessori Charter School	35,986	50,914	2,808	89,708	\$8,389	\$48,984
13875400	American Heritage Academy	6,390	25,813	0	32,203	\$0	\$29,186
13870500	Edkey, Inc. - Sequoia Ranch School	24,373	33,994	0	58,367	\$0	\$47,984
13871200	Mingus Springs Charter School	3,305	10,927	85	14,317	\$10,157	\$5,360
13875500	Park View School, Inc.	0	16,500	0	16,500	\$66,384	\$80,271
07851600	Prescott Valley Charter School	30,602	32,863	5,410	68,875	\$0	\$20,000
	Charter Totals	100,656	171,011	8,303	279,970	\$84,930	\$231,785
Yavapai County Totals		890,330	1,887,718	418,061	3,196,109	\$586,083	\$832,314

Yuma County

Districts							
14055000	Antelope Union High School District	11,217	31,056	1,589	43,862	\$13,282	\$18,484
14041300	Crane Elementary District	334,819	978,536	76,878	1,390,233	\$112,518	\$143,941
14043200	Gadsden Elementary District	429,996	779,879	41,915	1,251,790	\$194,322	\$104,923
14041600	Hyder Elementary District	15,100	16,066	0	31,166	\$5,006	\$56,168

Food Service Program Information

MEALS SERVED

		Breakfasts	Lunches	A La Carte and Snacks	Totals	Value of Donated Commodities	Food Services Expenditure Funds 001 and 610
Yuma County							
Districts							
14041700	Mohawk Valley Elementary District	13,885	27,562	0	41,447	\$10,712	\$23,589
14041100	Somerton Elementary District	213,997	493,009	22,428	729,434	\$100,907	\$56,899
14042400	Wellton Elementary District	10,875	35,203	657	46,735	\$1,117	\$0
14040100	Yuma Elementary District	759,254	1,325,785	124,306	2,209,345	\$0	\$159,292
14057000	Yuma Union High School District	755,073	1,323,840	79,655	2,158,568	\$206,200	\$193,139
	District Totals	2,544,216	5,010,936	347,428	7,902,580	\$644,064	\$756,436
Charters							
14875700	Az-Tec High School	5,624	8,802	0	14,426	\$0	\$11,437
14876000	Harvest Power Community Development	76,107	300,363	26,279	402,749	\$0	\$60,000
14875900	Juniper Tree Academy	0	60,996	0	60,996	\$0	\$14,104
14875800	Yuma Private Industry Council, Inc.	6,958	10,691	0	17,649	\$0	\$32,267
	Charter Totals	88,689	380,852	26,279	495,820	\$0	\$117,808
Yuma County Totals		2,632,905	5,391,788	373,707	8,398,400	\$644,064	\$874,243
State Totals		49,785,031	101,494,912	16,302,104	167,582,047	\$20,805,887	\$18,655,948

Arizona School District State Summary of Financial Data

Arizona

Finances by Fund	July 1, 2017 Balance	Revenues	Transfers	Expenditures		June 30, 2018 Balance
				Budget	Actual	
Maintenance & Operations (M&O)	\$395,782,236	\$5,838,932,647	(\$12,825,127)	\$6,090,567,201	\$5,740,709,436	\$481,180,321
Clstrm St-CSF & Ins Imp Funds-IIF	\$260,655,180	\$460,136,905	\$0	\$705,782,203	\$443,149,346	\$277,642,739
Unrestricted Capital Outlay	\$390,878,829	\$173,981,110	\$23,261,896	\$601,208,037	\$237,969,888	\$350,151,947
Emergency Deficiencies Correction	\$124,430	\$392,437	(\$52)	\$360,926	\$401,467	\$115,348
Building Renewal	(\$2,701,460)	\$39,257,023	\$0	\$57,158,290	\$47,161,027	(\$10,605,464)
New School Facilities	\$3,688,201	\$39,686,917	\$0	\$76,215,911	\$43,435,618	(\$60,500)
Adjacent Ways	\$57,740,448	\$16,174,241	\$0	\$0	\$15,284,230	\$58,630,459
Debt Service	\$253,386,404	\$692,510,702	\$79,532,617	\$721,010,308	\$681,341,785	\$344,087,638
School Plant	\$81,999,835	\$20,663,016	\$619,743	\$58,212,446	\$13,693,937	\$89,588,657
Federal Projects	\$317,143,891	\$846,234,279	(\$46,287,318)	\$1,107,204,129	\$765,747,211	\$351,343,641
State Projects	\$6,595,614	\$73,301,468	\$0	\$70,124,491	\$49,216,074	\$30,681,008
Food Services	\$114,244,098	\$431,877,532	(\$29,941,193)	\$490,952,598	\$405,994,123	\$110,186,314
Other	\$496,967,034	\$376,314,774	\$72,408,425	\$624,700,367	\$419,699,933	\$525,990,300
Bond Building	\$929,430,471	\$101,841,101	\$800,354,509	\$1,275,659,934	\$664,672,485	\$1,166,953,596
Deduction for Bond Principal	\$0	\$0	\$0	\$0	(\$509,696,750)	\$509,696,750
Total	\$3,305,935,212	\$9,111,304,152	\$887,123,500	\$11,879,156,841	\$9,018,779,810	\$4,285,582,754
Fiduciary & Internal Service Funds	\$254,664,563	\$372,880,910	\$41,107,291	\$371,977,044	\$362,912,306	\$305,740,458

Revenues Received By Source	Local	County	State	Federal	Total Rev
Maintenance & Operations (M&O)	\$2,589,357,001	\$282,956,420	\$2,966,549,540	\$69,686	\$5,838,932,647
Unrestricted Capital Outlay	\$119,758,588	\$4,438,996	\$49,783,526	\$0	\$173,981,110
Classroom Site & Ins Improv Funds-CSF & IIF	\$2,248,009	\$0	\$457,888,896	\$0	\$460,136,905
School Facilities	\$0	\$0	\$79,336,377	\$0	\$79,336,377
Adjacent Ways	\$16,174,241	\$0	\$0	\$0	\$16,174,241
Debt Service	\$690,552,341	\$0	\$0	\$1,958,361	\$692,510,702
Other: See Definitions for Description	\$582,039,705	\$0	\$77,121,736	\$1,191,070,729	\$1,850,232,170
Total By Source	\$4,000,129,885	\$287,395,416	\$3,630,680,075	\$1,193,098,776	\$9,111,304,152
Percentage Of Total Revenues	43.90%	3.15%	39.85%	13.09%	100.00%

Special Education Expenditures	Budget	Actual	Capital Assets as of 6/30/2018		
Total All Disability Classifications	\$880,674,078	\$860,794,662	Bonds Outstanding		
Gifted Education	\$42,536,610	\$42,184,727	Land & Improvements		
ELL Program (Incr. & Comp. Instr.)	\$31,229,584	\$32,491,923	Building & Improvements		
Remedial Education	\$2,034,538	\$740,083	Furniture, Equip, Vehicles		
VoTech Education (Non-JTED)	\$34,009,382	\$26,297,861	Construction in Progress		
Career Education	\$464,374	\$18,402,179			
Joint Technical Education (JTED)	\$157,994,948	\$121,502,983			
Total	\$1,148,943,514	\$1,102,414,418			

Gifted Program Duplicated Counts													
KG	1	2	3	4	5	6	7	8	K-8	9	10	11	12
768	1,974	3,987	6,257	7,350	8,704	9,810	9,908	10,464	59,222	7,530	8,829	9,744	9,823

Avg Daily Membership	Total Resident	Attending Resident	Other Attending	Total Attending	Gifted Program Actual Expenditures		Tax Rates		Valuation	
15-16 Elem	612,679.918	611,556.005	4,817.221	616,373.226	K-8	\$32,950,769	Primary	3.4453	\$132,379,110,874	
15-16 HS	306,397.389	303,877.143	7,040.229	310,917.372	9-12	\$11,591,524	Secondary	0.9318	\$116,966,659,358	
15-16 Total	919,077.307	915,433.148	11,857.450	927,290.598	S.R.P. and/or GPLET				\$2,939,383,303	
16-17 Elem	609,449.464	608,240.711	4,093.906	612,334.617	Certified Staff	Certified FTE	Students Per Staff	Classified Staff	Classified FTE	Students Per Staff
16-17 HS	308,729.379	305,610.714	8,533.431	314,144.145	Admins	3,272.09	279.32	Managers	3,217.86	284.03
16-17 Total	918,178.843	913,851.425	12,627.337	926,478.762	Teachers	48,940.76	18.67	Teacher Aides	14,814.27	61.69
17-18 Elem	603,826.151	602,448.782	4,268.856	606,717.638	Others	4,794.00	190.65	Others	30,254.74	30.21
17-18 HS	311,824.318	308,527.319	8,917.320	317,444.639	Subtotal	57,006.85	16.03	Subtotal	48,286.87	18.93
17-18 Total	915,650.469	910,976.101	13,186.176	924,162.277	Total FTE	105,293.72		Total Students Per Staff	8.68	

Teacher Salary	Prior FY	Current FY	Change	Chg %	Superintendent's Salary	
Year End FTE	49,808.20	50,493.60	685.40	1.38%	\$23,386,697	
Year End Salary	\$2,454,456,726	\$2,519,952,271	\$65,495,545	2.67%	Fall 2017 Enrollment	913,954
Average Salary	\$49,278	\$49,906	\$628	1.27%	Number of Schools	1,768

Arizona Charter School State Summary of Financial Data

Arizona

Finances by Project	Revenues	Expenditures	
		Budget	Actual
General Projects	\$1,458,711,319	\$1,375,315,803	\$1,400,819,653
Federal Projects	\$82,161,917	\$89,871,246	\$80,841,062
State Projects	\$10,516,996	\$8,580,119	\$8,936,347
Classroom Site & Instruction Improvement Projects	\$98,766,043	\$94,021,518	\$91,328,625
Schoolwide Project Total	\$1,650,156,275	\$1,567,788,686	\$1,581,925,687

Revenues Received By Source	Local	Intermediate	State	Federal	Total Rev
Schoolwide Project	\$140,445,700	\$1,807,253	\$1,390,074,617	\$117,828,705	\$1,650,156,275
Percentage Of Total Revenues	8.51%	0.11%	84.24%	7.14%	100.00%

Capital Acquisitions		Special Education Expenditures	Budget	Actual
Land & Land Improvements	\$48,473,647	Total All Disability Classifications	\$79,074,750	\$81,022,666
Site Improvements	\$2,847,925	Gifted Education	\$771,351	\$938,348
Buildings & Building Improvements	\$277,735,200	ELL Program (Incr. Costs & Comp.)	\$476,164	\$68,430
Equipment	\$26,699,723	Remedial Education	\$283,381	\$187,043
Construction in Progress	\$22,972,952	VoTech Education	\$0	\$7,397
		Career Education	\$0	\$0
		Total	\$80,605,646	\$82,223,884

Capital Assets as of 6/30/2018	
Land & Land Improvements	\$306,242,750
Site Improvements	\$15,968,319
Buildings & Building Improvements	\$1,391,388,840
Equipment	\$216,381,889
Construction in Progress	\$40,820,937

Gifted Program Actual Expenditures	
K-8	\$805,358
9-12	\$131,981

Gifted Program Duplicated Counts															
KG	1	2	3	4	5	6	7	8	K-8	9	10	11	12	9-12	K-12
7	70	115	138	152	192	202	147	90	1,113	31	25	11	10	77	1,190

Teacher Salary	Prior FY	Current FY	Change	Chg %	Average Daily Membership	Total Attending
Year End FTE	11,106.40	11,359.50	253.10	2.28%	2015-2016 Elementary	121,921.481
Year End Salary	\$428,566,143	\$468,476,150	\$39,910,007	9.31%	2015-2016 High School	46,219.107
Average Salary	\$38,587	\$41,241	\$2,654	6.88%	2015-2016 Total	168,140.588
					2016-2017 Elementary	128,251.890
					2016-2017 High School	50,736.217
					2016-2017 Total	178,988.107
					2017-2018 Elementary	134,475.569
					2017-2018 High School	53,753.541
					2017-2018 Total	188,229.110

Fall 2017 Enrollment	190,175	Number of Schools	558
----------------------	---------	-------------------	-----

Current Expenditures and Per Pupil Expenditure Amounts - Definitions

Current expenditures by type of expenditure and total expenditures by fund for each school district and charter school were reported to the Arizona Department of Education on each district's or charter school's Annual Financial Report (AFR).

Please note that information on the Annual Financial Report (AFR) is not audited. The current expenditure figures and the expenditures by fund or project are reported separately on the AFR. Differences between current expenditures and total expenditures are due to definitional differences or differences in how various districts and charters account for expenditures.

The following pages present data on total and per pupil expenditures for school districts and for charters at the charter holder level. Two types of expenditures are listed: current expenditures by type of expenditure and total expenditures by fund or project.

Summary of Current Expenditures by Type of District

This summary page lists the types of districts and charter schools. The table provides the attending Average Daily Membership (ADM)¹ for each, and lists the total dollars expended by type of expenditure. The per student amounts were calculated by dividing the reported expenditure figures by the resident attending ADM, plus other attending ADM for the district or charter school as reported to the Arizona Department of Education.

Current Expenditures for District and Charter Schools (Sections I & II)

Expenditures by type are summarized for each district and charter from all funds or projects for elementary and secondary education to include, for example, Maintenance & Operations (M&O), Classroom Site Fund (CSF), Instructional Improvement Fund (IIF), and most federal and state projects. Excluded are expenditures for land and land improvements, buildings and building improvements, furniture, equipment, and vehicles. Also excluded are Internal Service Fund operations, Community School Fund operations, debt retirement, student activities, and nonpublic school programs (e.g., adult/continuing education, community college education, community services, and day care centers). Total reported expenditures, by category, are divided by total attending ADM. Current expenditures are reported under the following categories:

A. Classroom Instruction

Regular and special education expenditures related to activities associated directly with the interaction between teachers and students, excluding classroom supplies.

B. Classroom Supplies

All supply and textbook expenditures related to regular and special education classroom instruction, excluding library books.

C. Administration

All expenditures pertaining to administering policy for the operation of the district or charter, the business operations of the district or charter, school level administration, and all other central support services.

¹ Resident ADM plus the Total Attending Non-Resident ADM (all students residing in the district regardless of the student's district of attendance).

Current Expenditures and Per Pupil Expenditure Amounts - Definitions

D. Student Support Services

Expenditures for services such as social work, guidance, health, psychological, speech pathology and audiology services designed to assess and improve the students' well-being and to supplement the teaching process.

E. Other Support Services and Operations

Expenditures for instructional staff support, media services, and non-instructional services such as food services, plant and maintenance support, transportation and community services operations.

Expenditures by Fund for School Districts (Section III)

A. Maintenance & Operation, CSF & IIF Expenditures

1. Fund 001 – Maintenance & Operation (M&O)

Fund designated for administration, instruction, instruction support, and operations expenditures for regular education programs, special education programs, pupil transportation, desegregation, overrides, K3 reading program, and dropout prevention programs.

2. Funds 010 - Classroom Site Fund Total (CSF)

Expenditures of Classroom Site Funds, which districts receive as approved by the voters in 2000 as part of Proposition 301. Expenditures are recorded directly in the individual funds, 011 (teacher base salary increases), 012 (performance-based teacher compensation increases), and 013 (other maintenance and operation purposes), as detailed in A.R.S. §15-977.

3. Fund 020 - Instructional Improvement Fund (IIF)

Expenditures of revenues generated by the Arizona Tribal-State Gaming Compacts, which districts receive as approved by the voters in 2002 with passage of Proposition 202. Pursuant to A.R.S. §15-979, these funds may be expended for teacher compensation increases and class size reduction; and, must be used for M&O purposes like dropout prevention programs and instructional improvement programs.

B. Capital Expenditures

Fund 610 - Unrestricted Capital Outlay

Capital expenditures for transactions relating to the acquisition by purchase, lease-purchase, or lease as prescribed by A.R.S. §15-903(C). Expenditures include land, buildings, improvements to land and buildings; furniture and equipment; pupil and non-pupil transportation vehicles; and, instructional aids which would include library books.

Current Expenditures and Per Pupil Expenditure Amounts - Definitions

C. Facilities Expenditures

1. Fund 686 – Emergency Deficiencies Correction

Capital expenditures from monies received from the School Facilities Board to correct emergency deficiencies such as square footage and quality deficiencies. A.R.S. §15-2022

2. Fund 691 - Building Renewal Grant

Accounts for building renewal grant monies that districts may request from the School Facilities Board. These monies may be used for major renovations and repairs to buildings, upgrading systems and areas that will maintain or extend buildings' useful lives, and infrastructure costs. These monies may not be used for new construction; remodeling interior space for aesthetic or preferential reasons; exterior beautification; demolition; routine preventative maintenance; or any project in a building, or part of a building, that is being leased to another entity. A.R.S. §15-2032

3. Fund 695 - New School Facilities

Accounts for monies received from the School Facilities Board to be used for constructing new school facilities and purchasing land for new school sites as prescribed by A.R.S. §15-2041. Any surplus monies received from the School Facilities Board may be used only for capital purposes for the project up to 1 year after completion of the project. Any surplus monies remaining after 1 year must be returned to the School Facilities Board.

4. Fund 620 – Adjacent Ways

Expenditures related to special assessments to finance the improvement of public ways adjacent to school property, in accordance with A.R.S. §15-995.

5. Funds 700 & 720 - Debt Service

Payment of interest and principal on bonds (700) A.R.S. §15-1022; payment of impact aid revenue bond principal and interest payments (720) A.R.S. §15-2107.

D. State & Federal Project Expenditures

1. Funds 100 through 399 – Federal Projects

Expenditures from federally funded projects such as Title I, Title IV, IDEA, E-Rate (A.R.S. §15-1261) and Impact Aid [(A.R.S. §15-905(R))].

2. Funds 400 through 499-State Projects

Expenditures from state funded projects such as Early Childhood Block Grant, Gifted (A.R.S. §15-779.03), and Results-Based Funding (A.R.S. §15-249.08).

E. Other Expenditures

1. Fund 510 - Food Service

Expenditures for purpose of preparing and serving of meals and snacks related with school functions. A.R.S. §15-1154

Current Expenditures and Per Pupil Expenditure Amounts - Definitions

2. Fund 500 - School Plant
Expenditures made for maintenance and operation purposes, or certain capital items, with proceeds from the sale, lease, or condemnation of school property and used as specified in A.R.S. §15-1102.
3. Other Funds
May include expenditures from miscellaneous funds such Auxiliary Operations, Gifts and Donations, and Extracurricular Activities Fees Tax Credit.

Expenditures by Project for Charter Schools (Section IV)

Charter schools are not required to distinguish expenditures for capital from those expenditures made for maintenance and operation purposes. The Charter School Annual Financial Report (AFR) presents condensed financial activity of the charter school for comparison purposes and must agree with the charter school's accounting records.

A. General Projects (Schoolwide Project)

Project 1000 - Includes all regular education and special education expenditures for salaries, employee benefits, purchased professional and technical services, property services, student transportation, supplies, and other miscellaneous.

B. Classroom Site Project (CSP) & Instructional Improvement Project (IIP)

1. Project 1010 – CSP

Expenditures of Classroom Site Project monies, which charters receive as approved by the voters in 2000 as part of Proposition 301. Expenditures are recorded directly in the individual funds, 1011 (teacher base salary increases), 1012 (performance-based teacher compensation increases), and 1013 (other maintenance and operation purposes), as detailed in A.R.S. §15-977.

2. Project 1020 – IIP

Expenditures of revenues generated by the Arizona Tribal-State Gaming Compacts, which charters receive as approved by the voters in 2002 with passage of Proposition 202. Pursuant to A.R.S. §15-979, these funds may be expended for teacher compensation increases and class size reduction; and, must be used for M&O purposes like dropout prevention programs and instructional improvement programs.

C. State & Federal Projects

1. Projects 1100 through 1399 – Federal Projects

Expenditures from federally funded projects such as Title I, Title IV, and IDEA.

2. Projects 1400 through 1499 – State Projects

Expenditures from state funded projects such as Vocational Education, Early Childhood Block Grant, Gifted Education (A.R.S. §15-779.03), and Charter School Stimulus Fund (A.R.S. §15-188).

Summary of Current Expenditures by Type of District

District Type	Classroom Instruction	Classroom Supplies	Administration	Student Support Services	Other Support Services and Operations	Total Current Expenditures
Accommodation Districts (Based on attending ADM of 2,009.927)	\$11,945,114	\$525,413	\$4,928,097	\$2,565,480	\$5,920,429	\$25,884,533
Per Student Amounts:	\$5,943	\$261	\$2,452	\$1,276	\$2,946	\$12,878
Common Districts Not Within H.S. District (Based on attending ADM of 8,303.252)	\$36,857,298	\$1,496,599	\$11,586,164	\$3,533,889	\$20,175,220	\$73,649,170
Per Student Amounts:	\$4,439	\$180	\$1,395	\$426	\$2,430	\$8,870
Common Districts Within H.S. District (Based on attending ADM of 225,374.665)	\$956,912,409	\$34,209,374	\$208,142,573	\$152,273,535	\$497,294,490	\$1,848,832,381
Per Student Amounts:	\$4,246	\$152	\$924	\$676	\$2,207	\$8,203
High School Districts (Based on attending ADM of 98,414.528)	\$440,435,578	\$17,438,565	\$106,818,286	\$73,925,898	\$156,540,055	\$795,158,382
Per Student Amounts:	\$4,475	\$177	\$1,085	\$751	\$1,591	\$8,080
Joint Technological Education Districts (Based on attending ADM of 29,020.655)	\$72,124,742	\$2,191,789	\$14,254,119	\$4,265,174	\$10,357,447	\$103,193,271
Per Student Amounts:	\$2,485	\$76	\$491	\$147	\$357	\$3,556
Unified Districts (Based on attending ADM of 564,410.383)	\$2,456,799,414	\$96,510,334	\$461,281,405	\$390,109,200	\$1,254,795,309	\$4,659,495,662
Per Student Amounts:	\$4,353	\$171	\$817	\$691	\$2,223	\$8,256
Charter Schools (Based on attending ADM of 186,856.591)	\$715,569,368	\$43,284,506	\$315,621,756	\$78,252,426	\$348,577,879	\$1,501,305,935
Per Student Amounts:	\$3,830	\$232	\$1,689	\$419	\$1,865	\$8,035

For each type of district or charter school, the table provides the attending average daily membership (ADM), the total of the current expenditure figures reported, and the calculated per student amounts. The total current expenditure amounts are from the 2018 Annual Financial Report (AFR) of the school district or charter school. The per student amounts were calculated by dividing the reported current expenditure figures of the district or charter by the total resident ADM, plus other attending ADM for the district or charter type, as reported to the Arizona Department of Education (ADE).

Current Expenditures for Districts		Classroom Instruction	Classroom Supplies	Administration	Student Support Services	Other Support Services	Total Current Expenditures
Apache County							
Alpine Elementary District	010307000	\$540,752	\$22,137	\$186,255	\$19,003	\$199,502	\$967,649
Total ADM: 62.271	Per ADM Amounts:	\$8,684	\$355	\$2,991	\$305	\$3,204	\$15,539
Chinle Unified District	010224000	\$21,661,845	\$937,590	\$4,786,535	\$3,581,147	\$18,035,845	\$49,002,962
Total ADM: 3,407.596	Per ADM Amounts:	\$6,357	\$275	\$1,405	\$1,051	\$5,293	\$14,381
Concho Elementary District	010306000	\$1,726,389	\$34,302	\$367,607	\$142,922	\$369,190	\$2,640,410
Total ADM: 221.660	Per ADM Amounts:	\$7,788	\$155	\$1,658	\$645	\$1,666	\$11,912
Ganado Unified School District	010220000	\$7,482,276	\$278,745	\$3,445,683	\$1,357,068	\$5,801,133	\$18,364,905
Total ADM: 1,390.273	Per ADM Amounts:	\$5,382	\$200	\$2,478	\$976	\$4,173	\$13,210
Mcnary Elementary District	010323000	\$1,022,207	\$40,792	\$284,301	\$155,935	\$413,508	\$1,916,743
Total ADM: 157.365	Per ADM Amounts:	\$6,496	\$259	\$1,807	\$991	\$2,628	\$12,180
Red Mesa Unified District	010227000	\$3,024,453	\$88,411	\$1,725,351	\$996,060	\$3,096,213	\$8,930,488
Total ADM: 463.339	Per ADM Amounts:	\$6,528	\$191	\$3,724	\$2,150	\$6,682	\$19,274
Round Valley Unified District	010210000	\$5,176,268	\$278,179	\$1,129,460	\$1,012,256	\$2,664,320	\$10,260,483
Total ADM: 1,247.182	Per ADM Amounts:	\$4,150	\$223	\$906	\$812	\$2,136	\$8,227
Sanders Unified District	010218000	\$4,028,393	\$312,091	\$1,596,593	\$844,245	\$4,213,144	\$10,994,466
Total ADM: 659.119	Per ADM Amounts:	\$6,112	\$473	\$2,422	\$1,281	\$6,392	\$16,681
St Johns Unified District	010201000	\$3,677,212	\$138,604	\$1,300,982	\$408,193	\$2,145,054	\$7,670,045
Total ADM: 804.377	Per ADM Amounts:	\$4,572	\$172	\$1,617	\$507	\$2,667	\$9,535
Vernon Elementary District	010309000	\$648,947	\$31,540	\$288,451	\$56,277	\$414,436	\$1,439,651
Total ADM: 142.654	Per ADM Amounts:	\$4,549	\$221	\$2,022	\$394	\$2,905	\$10,092
Window Rock Unified District	010208000	\$13,162,859	\$507,537	\$2,777,968	\$2,539,421	\$9,439,551	\$28,427,336
Total ADM: 1,847.210	Per ADM Amounts:	\$7,126	\$275	\$1,504	\$1,375	\$5,110	\$15,389
Apache Totals		\$62,151,601	\$2,669,928	\$17,889,186	\$11,112,527	\$46,791,896	\$140,615,138
Total ADM: 10,403.046	Per ADM Amounts:	\$5,974	\$257	\$1,720	\$1,068	\$4,498	\$13,517

Current Expenditures for Districts		Classroom Instruction	Classroom Supplies	Administration	Student Support Services	Other Support Services	Total Current Expenditures
Cochise County							
Apache Elementary District	020342000	\$75,637	\$6,457	\$49,705	\$14,789	\$52,652	\$199,240
Total ADM: 7.047	Per ADM Amounts:	\$10,733	\$916	\$7,053	\$2,099	\$7,472	\$28,273
Ash Creek Elementary District	020453000	\$179,282	\$33,766	\$149,379	\$31,316	\$185,755	\$579,498
Total ADM: 20.054	Per ADM Amounts:	\$8,940	\$1,684	\$7,449	\$1,562	\$9,263	\$28,897
Benson Unified School District	020209000	\$5,275,587	\$176,066	\$1,133,995	\$993,375	\$2,770,756	\$10,349,779
Total ADM: 1,264.140	Per ADM Amounts:	\$4,173	\$139	\$897	\$786	\$2,192	\$8,187
Bisbee Unified District	020202000	\$3,621,378	\$254,544	\$1,023,260	\$256,191	\$2,407,241	\$7,562,614
Total ADM: 716.114	Per ADM Amounts:	\$5,057	\$355	\$1,429	\$358	\$3,362	\$10,561
Bowie Unified District	020214000	\$495,148	\$26,474	\$476,170	\$8,552	\$421,816	\$1,428,160
Total ADM: 59.538	Per ADM Amounts:	\$8,317	\$445	\$7,998	\$144	\$7,085	\$23,987
Cochise Elementary District	020326000	\$894,013	\$41,626	\$178,518	\$5,865	\$452,345	\$1,572,367
Total ADM: 75.785	Per ADM Amounts:	\$11,797	\$549	\$2,356	\$77	\$5,969	\$20,748
Cochise Technology District	020801000	\$0	\$0	\$0	\$0	\$0	\$0
Total ADM: 909.532	Per ADM Amounts:	\$0	\$0	\$0	\$0	\$0	\$0
Double Adobe Elementary District	020345000	\$564,733	\$34,801	\$93,576	\$34,513	\$101,250	\$828,873
Total ADM: 54.467	Per ADM Amounts:	\$10,368	\$639	\$1,718	\$634	\$1,859	\$15,218
Douglas Unified District	020227000	\$13,833,043	\$501,898	\$3,729,757	\$2,267,024	\$7,754,319	\$28,086,041
Total ADM: 3,940.940	Per ADM Amounts:	\$3,510	\$127	\$946	\$575	\$1,968	\$7,127
Elfrida Elementary District	020412000	\$619,410	\$8,740	\$184,344	\$71,466	\$399,428	\$1,283,388
Total ADM: 118.080	Per ADM Amounts:	\$5,246	\$74	\$1,561	\$605	\$3,383	\$10,869
Fort Huachuca Accommodation District	020100000	\$4,472,179	\$219,489	\$1,132,480	\$844,370	\$2,293,183	\$8,961,701
Total ADM: 813.143	Per ADM Amounts:	\$5,500	\$270	\$1,393	\$1,038	\$2,820	\$11,021
McNeal Elementary District	020355000	\$289,254	\$23,907	\$134,940	\$52,198	\$197,045	\$697,344
Total ADM: 70.100	Per ADM Amounts:	\$4,126	\$341	\$1,925	\$745	\$2,811	\$9,948
Naco Elementary District	020323000	\$0	\$0	\$0	\$0	\$0	\$0
Total ADM: 393.703	Per ADM Amounts:	\$0	\$0	\$0	\$0	\$0	\$0
Palominas Elementary District	020349000	\$3,847,740	\$99,332	\$1,076,767	\$380,373	\$2,212,666	\$7,616,878
Total ADM: 1,267.988	Per ADM Amounts:	\$3,035	\$78	\$849	\$300	\$1,745	\$6,007
Pearce Elementary District	020422000	\$703,666	\$34,292	\$203,311	\$58,976	\$366,578	\$1,366,823
Total ADM: 83.371	Per ADM Amounts:	\$8,440	\$411	\$2,439	\$707	\$4,397	\$16,394

Current Expenditures for Districts			Classroom Instruction	Classroom Supplies	Administration	Student Support Services	Other Support Services	Total Current Expenditures
Cochise County								
Pomerene Elementary District	020364000		\$439,817	\$11,947	\$191,067	\$51,770	\$188,487	\$883,088
Total ADM: 132.799	Per ADM Amounts:		\$3,312	\$90	\$1,439	\$390	\$1,419	\$6,650
San Simon Unified District	020218000		\$856,277	\$47,346	\$341,271	\$66,855	\$506,941	\$1,818,690
Total ADM: 111.854	Per ADM Amounts:		\$7,655	\$423	\$3,051	\$598	\$4,532	\$16,259
Sierra Vista Unified District	020268000		\$22,909,804	\$687,593	\$4,846,190	\$3,439,147	\$11,821,997	\$43,704,731
Total ADM: 5,600.732	Per ADM Amounts:		\$4,091	\$123	\$865	\$614	\$2,111	\$7,803
St David Unified District	020221000		\$1,958,602	\$62,568	\$480,018	\$298,938	\$740,076	\$3,540,202
Total ADM: 349.852	Per ADM Amounts:		\$5,598	\$179	\$1,372	\$854	\$2,115	\$10,119
Tombstone Unified District	020201000		\$3,325,549	\$148,522	\$1,277,691	\$534,699	\$2,129,724	\$7,416,185
Total ADM: 784.050	Per ADM Amounts:		\$4,242	\$189	\$1,630	\$682	\$2,716	\$9,459
Valley Union High School District	020522000		\$892,656	\$83,159	\$208,504	\$41,215	\$773,319	\$1,998,853
Total ADM: 118.643	Per ADM Amounts:		\$7,524	\$701	\$1,757	\$347	\$6,518	\$16,848
Willcox Unified District	020213000		\$4,767,134	\$193,347	\$1,285,235	\$501,509	\$2,117,178	\$8,864,403
Total ADM: 1,064.776	Per ADM Amounts:		\$4,477	\$182	\$1,207	\$471	\$1,988	\$8,325
Cochise Totals			\$70,020,909	\$2,695,874	\$18,196,178	\$9,953,141	\$37,892,756	\$138,758,858
Total ADM: 17,956.708	Per ADM Amounts:		\$3,899	\$150	\$1,013	\$554	\$2,110	\$7,727

Current Expenditures for Districts		Classroom Instruction	Classroom Supplies	Administration	Student Support Services	Other Support Services	Total Current Expenditures
Coconino County							
Chevelon Butte School District	030305000	\$128,961	\$0	\$105,822	\$0	\$203,129	\$437,912
Total ADM: 15.992	Per ADM Amounts:	\$8,064	\$0	\$6,617	\$0	\$12,702	\$27,383
Coconino Association for Vocation Industry and	030801000	\$1,558,179	\$16,907	\$254,058	\$208,710	\$83,570	\$2,121,424
Total ADM: 629.273	Per ADM Amounts:	\$2,476	\$27	\$404	\$332	\$133	\$3,371
Coconino County Accommodation School District	030199000	\$862,545	\$8,751	\$583,211	\$247,576	\$634,487	\$2,336,570
Total ADM: 134.567	Per ADM Amounts:	\$6,410	\$65	\$4,334	\$1,840	\$4,715	\$17,364
Flagstaff Unified District	030201000	\$42,795,866	\$2,270,882	\$7,296,764	\$6,453,222	\$24,992,840	\$83,809,574
Total ADM: 9,384.661	Per ADM Amounts:	\$4,560	\$242	\$778	\$688	\$2,663	\$8,930
Fredonia-Moccasin Unified District	030206000	\$1,086,276	\$71,246	\$360,930	\$109,622	\$614,536	\$2,242,610
Total ADM: 193.128	Per ADM Amounts:	\$5,625	\$369	\$1,869	\$568	\$3,182	\$11,612
Grand Canyon Unified District	030204000	\$1,854,810	\$46,702	\$1,207,826	\$212,178	\$1,547,607	\$4,869,123
Total ADM: 273.754	Per ADM Amounts:	\$6,775	\$171	\$4,412	\$775	\$5,653	\$17,786
Maine Consolidated School District	030310000	\$1,066,273	\$41,531	\$233,820	\$121,962	\$607,013	\$2,070,599
Total ADM: 132.092	Per ADM Amounts:	\$8,072	\$314	\$1,770	\$923	\$4,595	\$15,675
Page Unified District	030208000	\$11,932,838	\$480,120	\$2,304,925	\$3,209,656	\$7,323,774	\$25,251,313
Total ADM: 2,574.065	Per ADM Amounts:	\$4,636	\$187	\$895	\$1,247	\$2,845	\$9,810
Tuba City Unified School District #15	030215000	\$9,395,238	\$362,189	\$2,756,208	\$1,937,841	\$7,919,648	\$22,371,124
Total ADM: 1,646.296	Per ADM Amounts:	\$5,707	\$220	\$1,674	\$1,177	\$4,811	\$13,589
Williams Unified District	030202000	\$3,671,180	\$77,939	\$886,478	\$336,166	\$1,409,740	\$6,381,503
Total ADM: 654.869	Per ADM Amounts:	\$5,606	\$119	\$1,354	\$513	\$2,153	\$9,745
Coconino Totals		\$74,352,166	\$3,376,267	\$15,990,042	\$12,836,933	\$45,336,344	\$151,891,752
Total ADM: 15,638.697	Per ADM Amounts:	\$4,754	\$216	\$1,022	\$821	\$2,899	\$9,713

Current Expenditures for Districts			Classroom Instruction	Classroom Supplies	Administration	Student Support Services	Other Support Services	Total Current Expenditures
Gila County								
Gila County Regional School District	040149000		\$155,874	\$17,750	\$44,563	\$6,462	\$26,386	\$251,035
Total ADM: 14.229	Per ADM Amounts:		\$10,955	\$1,247	\$3,132	\$454	\$1,854	\$17,642
Globe Unified District	040201000		\$6,065,021	\$320,774	\$1,921,399	\$538,925	\$4,245,826	\$13,091,945
Total ADM: 1,611.526	Per ADM Amounts:		\$3,764	\$199	\$1,192	\$334	\$2,635	\$8,124
Hayden-Winkelman Unified District	040241000		\$1,566,868	\$19,707	\$483,673	\$210,719	\$1,188,208	\$3,469,175
Total ADM: 246.032	Per ADM Amounts:		\$6,369	\$80	\$1,966	\$856	\$4,829	\$14,101
Miami Unified District	040240000		\$4,242,880	\$300,542	\$1,263,115	\$478,955	\$2,324,498	\$8,609,990
Total ADM: 1,025.819	Per ADM Amounts:		\$4,136	\$293	\$1,231	\$467	\$2,266	\$8,393
Payson Unified District	040210000		\$8,633,971	\$546,144	\$1,757,440	\$1,693,531	\$5,723,950	\$18,355,036
Total ADM: 2,289.199	Per ADM Amounts:		\$3,772	\$239	\$768	\$740	\$2,500	\$8,018
Pine Strawberry Elementary District	040312000		\$1,470,009	\$49,795	\$489,253	\$99,959	\$751,577	\$2,860,593
Total ADM: 154.514	Per ADM Amounts:		\$9,514	\$322	\$3,166	\$647	\$4,864	\$18,513
San Carlos Unified District	040220000		\$8,921,006	\$527,233	\$3,443,490	\$1,744,479	\$7,195,708	\$21,831,916
Total ADM: 1,478.187	Per ADM Amounts:		\$6,035	\$357	\$2,330	\$1,180	\$4,868	\$14,769
Tonto Basin Elementary District	040333000		\$707,552	\$71,478	\$434,385	\$35,761	\$519,193	\$1,768,369
Total ADM: 82.914	Per ADM Amounts:		\$8,534	\$862	\$5,239	\$431	\$6,262	\$21,328
Young Elementary District	040305000		\$680,661	\$34,410	\$327,278	\$27,432	\$320,860	\$1,390,641
Total ADM: 39.183	Per ADM Amounts:		\$17,371	\$878	\$8,353	\$700	\$8,189	\$35,491
Gila Totals			\$32,443,842	\$1,887,833	\$10,164,596	\$4,836,223	\$22,296,206	\$71,628,700
Total ADM: 6,941.603	Per ADM Amounts:		\$4,674	\$272	\$1,464	\$697	\$3,212	\$10,319

Current Expenditures for Districts		Classroom Instruction	Classroom Supplies	Administration	Student Support Services	Other Support Services	Total Current Expenditures
Graham County							
Bonita Elementary District	050316000	\$928,508	\$18,743	\$274,175	\$32,890	\$247,825	\$1,502,141
Total ADM: 81.399	Per ADM Amounts:	\$11,407	\$230	\$3,368	\$404	\$3,045	\$18,454
Fort Thomas Unified District	050207000	\$4,227,982	\$403,083	\$1,204,703	\$590,866	\$2,582,951	\$9,009,585
Total ADM: 602.670	Per ADM Amounts:	\$7,015	\$669	\$1,999	\$980	\$4,286	\$14,949
Gila Institute for Technology	050802000	\$392,183	\$23,350	\$304,467	\$44,622	\$93,738	\$858,360
Total ADM: 341.722	Per ADM Amounts:	\$1,148	\$68	\$891	\$131	\$274	\$2,512
Klondyke Elementary District	050309000	\$0	\$0	\$0	\$0	\$0	\$0
Total ADM: 0.000	Per ADM Amounts:						
Pima Unified District	050206000	\$4,309,097	\$152,597	\$813,281	\$249,289	\$901,728	\$6,425,992
Total ADM: 832.669	Per ADM Amounts:	\$5,175	\$183	\$977	\$299	\$1,083	\$7,717
Safford Unified District	050201000	\$13,351,467	\$465,303	\$2,645,100	\$1,188,574	\$4,627,780	\$22,278,224
Total ADM: 2,905.672	Per ADM Amounts:	\$4,595	\$160	\$910	\$409	\$1,593	\$7,667
Solomon Elementary District	050305000	\$793,390	\$49,368	\$353,300	\$45,581	\$454,682	\$1,696,321
Total ADM: 256.901	Per ADM Amounts:	\$3,088	\$192	\$1,375	\$177	\$1,770	\$6,603
Thatcher Unified District	050204000	\$6,046,424	\$174,187	\$1,281,683	\$434,253	\$2,576,204	\$10,512,751
Total ADM: 1,675.500	Per ADM Amounts:	\$3,609	\$104	\$765	\$259	\$1,538	\$6,274
Graham Totals		\$30,049,051	\$1,286,631	\$6,876,709	\$2,586,075	\$11,484,908	\$52,283,374
Total ADM: 6,696.533	Per ADM Amounts:	\$4,487	\$192	\$1,027	\$386	\$1,715	\$7,808

Current Expenditures for Districts			Classroom Instruction	Classroom Supplies	Administration	Student Support Services	Other Support Services	Total Current Expenditures
Greenlee County								
Blue Elementary District	060322000		\$92,469	\$1,134	\$50	\$1	\$23,137	\$116,791
Total ADM: 10.388	Per ADM Amounts:		\$8,902	\$109	\$5	\$0	\$2,227	\$11,243
Duncan Unified District	060202000		\$1,476,193	\$65,744	\$715,211	\$136,146	\$1,385,055	\$3,778,349
Total ADM: 336.915	Per ADM Amounts:		\$4,381	\$195	\$2,123	\$404	\$4,111	\$11,215
Eagle Elementary District	060345000		\$0	\$0	\$524	\$0	\$8,636	\$9,160
Total ADM: 0.000	Per ADM Amounts:							
Morenci Unified District	060218000		\$6,377,896	\$760,267	\$1,773,485	\$380,820	\$2,541,380	\$11,833,848
Total ADM: 1,321.726	Per ADM Amounts:		\$4,825	\$575	\$1,342	\$288	\$1,923	\$8,953
Greenlee Totals			\$7,946,558	\$827,145	\$2,489,270	\$516,967	\$3,958,208	\$15,738,148
Total ADM: 1,669.029	Per ADM Amounts:		\$4,761	\$496	\$1,491	\$310	\$2,372	\$9,430

Current Expenditures for Districts			Classroom Instruction	Classroom Supplies	Administration	Student Support Services	Other Support Services	Total Current Expenditures
La Paz County								
Bicentennial Union High School District	150576000		\$676,557	\$9,961	\$228,867	\$76,924	\$557,821	\$1,550,130
Total ADM: 108.658	Per ADM Amounts:		\$6,226	\$92	\$2,106	\$708	\$5,134	\$14,266
Bouse Elementary District	150426000		\$358,414	\$1,706	\$77,175	\$5,679	\$194,507	\$637,481
Total ADM: 25.354	Per ADM Amounts:		\$14,136	\$67	\$3,044	\$224	\$7,672	\$25,143
Parker Unified School District	150227000		\$8,944,328	\$465,906	\$1,860,998	\$1,525,017	\$4,254,713	\$17,050,962
Total ADM: 1,874.099	Per ADM Amounts:		\$4,773	\$249	\$993	\$814	\$2,270	\$9,098
Quartzsite Elementary District	150404000		\$731,958	\$13,384	\$341,530	\$126,002	\$634,124	\$1,846,998
Total ADM: 171.475	Per ADM Amounts:		\$4,269	\$78	\$1,992	\$735	\$3,698	\$10,771
Salome Consolidated Elementary District	150430000		\$659,813	\$6,857	\$224,215	\$105,930	\$518,970	\$1,515,785
Total ADM: 129.563	Per ADM Amounts:		\$5,093	\$53	\$1,731	\$818	\$4,006	\$11,699
Wenden Elementary District	150419000		\$377,778	\$14,894	\$325,006	\$0	\$288,419	\$1,006,097
Total ADM: 88.544	Per ADM Amounts:		\$4,267	\$168	\$3,671	\$0	\$3,257	\$11,363
La Paz Totals			\$11,748,848	\$512,708	\$3,057,791	\$1,839,552	\$6,448,554	\$23,607,453
Total ADM: 2,397.693	Per ADM Amounts:		\$4,900	\$214	\$1,275	\$767	\$2,689	\$9,846

Current Expenditures for Districts		Classroom Instruction	Classroom Supplies	Administration	Student Support Services	Other Support Services	Total Current Expenditures
Maricopa County							
Agua Fria Union High School District	070516000	\$29,209,635	\$1,596,273	\$5,984,666	\$4,701,287	\$16,956,478	\$58,448,339
Total ADM: 7,838.023	Per ADM Amounts:	\$3,727	\$204	\$764	\$600	\$2,163	\$7,457
Aguila Elementary District	070363000	\$923,498	\$44,873	\$227,979	\$48,218	\$340,403	\$1,584,971
Total ADM: 193.750	Per ADM Amounts:	\$4,766	\$232	\$1,177	\$249	\$1,757	\$8,180
Alhambra Elementary District	070468000	\$52,045,924	\$2,007,351	\$9,565,145	\$9,432,520	\$29,200,376	\$102,251,316
Total ADM: 11,936.485	Per ADM Amounts:	\$4,360	\$168	\$801	\$790	\$2,446	\$8,566
Arlington Elementary District	070447000	\$1,431,615	\$30,926	\$303,887	\$129,951	\$746,077	\$2,642,456
Total ADM: 243.473	Per ADM Amounts:	\$5,880	\$127	\$1,248	\$534	\$3,064	\$10,853
Avondale Elementary District	070444000	\$22,762,249	\$859,029	\$5,730,805	\$3,407,527	\$4,781,965	\$37,541,575
Total ADM: 5,254.422	Per ADM Amounts:	\$4,332	\$163	\$1,091	\$649	\$910	\$7,145
Balsz Elementary District	070431000	\$10,776,048	\$487,109	\$2,883,385	\$1,410,735	\$8,131,436	\$23,688,713
Total ADM: 2,200.979	Per ADM Amounts:	\$4,896	\$221	\$1,310	\$641	\$3,694	\$10,763
Buckeye Elementary District	070433000	\$17,048,737	\$1,223,199	\$4,586,613	\$2,915,725	\$10,742,252	\$36,516,526
Total ADM: 4,788.254	Per ADM Amounts:	\$3,561	\$255	\$958	\$609	\$2,243	\$7,626
Buckeye Union High School District	070501000	\$17,177,215	\$951,070	\$3,023,776	\$2,097,482	\$11,485,967	\$34,735,510
Total ADM: 4,163.264	Per ADM Amounts:	\$4,126	\$228	\$726	\$504	\$2,759	\$8,343
Cartwright Elementary District	070483000	\$71,537,702	\$4,105,753	\$13,907,505	\$9,231,210	\$39,570,646	\$138,352,816
Total ADM: 16,434.346	Per ADM Amounts:	\$4,353	\$250	\$846	\$562	\$2,408	\$8,419
Cave Creek Unified District	070293000	\$19,751,671	\$671,812	\$4,523,554	\$3,866,664	\$9,572,432	\$38,386,133
Total ADM: 5,263.225	Per ADM Amounts:	\$3,753	\$128	\$859	\$735	\$1,819	\$7,293
Chandler Unified District #80	070280000	\$195,374,061	\$10,236,838	\$27,236,707	\$22,900,937	\$78,039,545	\$333,788,088
Total ADM: 44,256.106	Per ADM Amounts:	\$4,415	\$231	\$615	\$517	\$1,763	\$7,542
Creighton Elementary District	070414000	\$22,609,593	\$421,622	\$7,054,719	\$4,932,253	\$4,288,565	\$39,306,752
Total ADM: 5,705.798	Per ADM Amounts:	\$3,963	\$74	\$1,236	\$864	\$752	\$6,889
Deer Valley Unified District	070297000	\$148,468,520	\$4,177,787	\$25,721,220	\$18,224,602	\$58,160,879	\$254,753,008
Total ADM: 32,570.888	Per ADM Amounts:	\$4,558	\$128	\$790	\$560	\$1,786	\$7,821
Dysart Unified District	070289000	\$96,197,843	\$3,051,747	\$16,095,204	\$16,245,102	\$46,159,258	\$177,749,154
Total ADM: 23,646.373	Per ADM Amounts:	\$4,068	\$129	\$681	\$687	\$1,952	\$7,517
East Valley Institute of Technology	070801000	\$26,220,784	\$275,988	\$3,218,604	\$575,521	\$3,280,811	\$33,571,708
Total ADM: 8,487.489	Per ADM Amounts:	\$3,089	\$33	\$379	\$68	\$387	\$3,955

Current Expenditures for Districts		Classroom Instruction	Classroom Supplies	Administration	Student Support Services	Other Support Services	Total Current Expenditures
Maricopa County							
Fountain Hills Unified District	070298000	\$5,230,497	\$435,854	\$1,793,061	\$1,119,502	\$2,892,225	\$11,471,139
Total ADM: 1,368.237	Per ADM Amounts:	\$3,823	\$319	\$1,310	\$818	\$2,114	\$8,384
Fowler Elementary District	070445000	\$17,572,299	\$299,667	\$3,898,223	\$2,760,744	\$9,832,607	\$34,363,540
Total ADM: 4,376.397	Per ADM Amounts:	\$4,015	\$68	\$891	\$631	\$2,247	\$7,852
Gila Bend Unified District	070224000	\$2,066,458	\$167,230	\$909,181	\$243,105	\$1,418,536	\$4,804,510
Total ADM: 392.881	Per ADM Amounts:	\$5,260	\$426	\$2,314	\$619	\$3,611	\$12,229
Gilbert Unified District	070241000	\$151,163,647	\$3,673,254	\$19,661,720	\$24,486,462	\$55,046,182	\$254,031,265
Total ADM: 33,480.254	Per ADM Amounts:	\$4,515	\$110	\$587	\$731	\$1,644	\$7,587
Glendale Elementary District	070440000	\$43,279,441	\$1,343,527	\$13,550,040	\$7,306,804	\$6,641,686	\$72,121,498
Total ADM: 12,012.440	Per ADM Amounts:	\$3,603	\$112	\$1,128	\$608	\$553	\$6,004
Glendale Union High School District	070505000	\$73,673,264	\$2,245,618	\$10,112,732	\$10,542,531	\$35,347,947	\$131,922,092
Total ADM: 15,387.013	Per ADM Amounts:	\$4,788	\$146	\$657	\$685	\$2,297	\$8,574
Higley Unified School District	070260000	\$45,881,907	\$1,576,048	\$10,510,740	\$4,562,926	\$20,068,436	\$82,600,057
Total ADM: 12,001.612	Per ADM Amounts:	\$3,823	\$131	\$876	\$380	\$1,672	\$6,882
Isaac Elementary District	070405000	\$31,303,688	\$1,283,732	\$7,698,553	\$5,719,261	\$17,755,116	\$63,760,350
Total ADM: 6,421.988	Per ADM Amounts:	\$4,874	\$200	\$1,199	\$891	\$2,765	\$9,928
Kyrene Elementary District	070428000	\$73,058,931	\$2,341,774	\$10,851,519	\$7,369,542	\$27,494,628	\$121,116,394
Total ADM: 16,096.457	Per ADM Amounts:	\$4,539	\$145	\$674	\$458	\$1,708	\$7,524
Laveen Elementary District	070459000	\$24,202,515	\$823,455	\$4,989,105	\$3,483,290	\$15,380,237	\$48,878,602
Total ADM: 6,604.761	Per ADM Amounts:	\$3,664	\$125	\$755	\$527	\$2,329	\$7,401
Liberty Elementary District	070425000	\$13,629,731	\$271,686	\$2,738,614	\$1,583,419	\$6,272,343	\$24,495,793
Total ADM: 3,302.704	Per ADM Amounts:	\$4,127	\$82	\$829	\$479	\$1,899	\$7,417
Litchfield Elementary District	070479000	\$41,516,238	\$646,334	\$7,212,548	\$6,058,319	\$18,415,280	\$73,848,719
Total ADM: 10,779.777	Per ADM Amounts:	\$3,851	\$60	\$669	\$562	\$1,708	\$6,851
Littleton Elementary District	070465000	\$20,580,627	\$1,236,390	\$4,516,735	\$3,884,598	\$11,834,712	\$42,053,062
Total ADM: 5,625.807	Per ADM Amounts:	\$3,658	\$220	\$803	\$690	\$2,104	\$7,475
Madison Elementary District	070438000	\$20,758,755	\$913,965	\$5,072,170	\$3,271,263	\$11,470,879	\$41,487,032
Total ADM: 5,531.098	Per ADM Amounts:	\$3,753	\$165	\$917	\$591	\$2,074	\$7,501
Maricopa County Regional District	070199000	\$3,326,571	\$145,649	\$1,833,295	\$721,258	\$966,932	\$6,993,705
Total ADM: 693.566	Per ADM Amounts:	\$4,796	\$210	\$2,643	\$1,040	\$1,394	\$10,084

Current Expenditures for Districts		Classroom Instruction	Classroom Supplies	Administration	Student Support Services	Other Support Services	Total Current Expenditures
Maricopa County							
Mesa Unified District	070204000	\$269,657,176	\$5,574,585	\$42,810,606	\$44,259,650	\$142,687,657	\$504,989,674
Total ADM: 60,374.805	Per ADM Amounts:	\$4,466	\$92	\$709	\$733	\$2,363	\$8,364
Mobile Elementary District	070386000	\$240,403	\$11,750	\$224,593	\$16,249	\$217,016	\$710,011
Total ADM: 18.132	Per ADM Amounts:	\$13,258	\$648	\$12,387	\$896	\$11,969	\$39,158
Morristown Elementary District	070375000	\$623,278	\$17,817	\$158,208	\$53,254	\$374,329	\$1,226,886
Total ADM: 149.721	Per ADM Amounts:	\$4,163	\$119	\$1,057	\$356	\$2,500	\$8,194
Murphy Elementary District	070421000	\$7,563,379	\$305,940	\$2,063,651	\$1,171,704	\$5,190,365	\$16,295,039
Total ADM: 1,526.750	Per ADM Amounts:	\$4,954	\$200	\$1,352	\$767	\$3,400	\$10,673
Nadaburg Unified School District	070381000	\$3,136,399	\$120,734	\$1,022,218	\$457,658	\$2,162,532	\$6,899,541
Total ADM: 1,068.671	Per ADM Amounts:	\$2,935	\$113	\$957	\$428	\$2,024	\$6,456
Osborn Elementary District	070408000	\$12,855,402	\$179,968	\$2,400,998	\$1,686,679	\$7,524,360	\$24,647,407
Total ADM: 2,727.478	Per ADM Amounts:	\$4,713	\$66	\$880	\$618	\$2,759	\$9,037
Palo Verde Elementary District	070449000	\$2,118,767	\$146,768	\$508,830	\$259,715	\$1,029,303	\$4,063,383
Total ADM: 433.369	Per ADM Amounts:	\$4,889	\$339	\$1,174	\$599	\$2,375	\$9,376
Paloma School District	070394000	\$989,715	\$85,320	\$241,315	\$81,164	\$462,814	\$1,860,328
Total ADM: 117.178	Per ADM Amounts:	\$8,446	\$728	\$2,059	\$693	\$3,950	\$15,876
Paradise Valley Unified District	070269000	\$138,548,868	\$6,066,694	\$18,445,485	\$22,375,494	\$50,240,997	\$235,677,538
Total ADM: 30,357.724	Per ADM Amounts:	\$4,564	\$200	\$608	\$737	\$1,655	\$7,763
Pendergast Elementary District	070492000	\$36,732,702	\$970,554	\$7,498,888	\$5,763,176	\$20,076,733	\$71,042,053
Total ADM: 9,487.985	Per ADM Amounts:	\$3,871	\$102	\$790	\$607	\$2,116	\$7,488
Peoria Unified School District	070211000	\$146,660,322	\$4,347,523	\$27,145,279	\$27,270,732	\$61,736,697	\$267,160,553
Total ADM: 35,843.055	Per ADM Amounts:	\$4,092	\$121	\$757	\$761	\$1,722	\$7,454
Phoenix Elementary District	070401000	\$35,618,174	\$540,698	\$6,578,348	\$7,845,671	\$20,983,787	\$71,566,678
Total ADM: 6,178.372	Per ADM Amounts:	\$5,765	\$88	\$1,065	\$1,270	\$3,396	\$11,583
Phoenix Union High School District	070510000	\$149,713,259	\$6,151,568	\$42,683,903	\$28,933,198	\$17,761,414	\$245,243,342
Total ADM: 26,952.184	Per ADM Amounts:	\$5,555	\$228	\$1,584	\$1,074	\$659	\$9,099
Queen Creek Unified District	070295000	\$27,922,362	\$589,812	\$5,913,456	\$4,248,523	\$13,434,768	\$52,108,921
Total ADM: 7,050.589	Per ADM Amounts:	\$3,960	\$84	\$839	\$603	\$1,905	\$7,391
Riverside Elementary District	070402000	\$3,358,508	\$334,012	\$1,785,915	\$485,213	\$2,610,536	\$8,574,184
Total ADM: 874.853	Per ADM Amounts:	\$3,839	\$382	\$2,041	\$555	\$2,984	\$9,801

Current Expenditures for Districts		Classroom Instruction	Classroom Supplies	Administration	Student Support Services	Other Support Services	Total Current Expenditures
Maricopa County							
Roosevelt Elementary District	070466000	\$40,811,740	\$2,128,021	\$10,436,289	\$10,059,292	\$23,822,955	\$87,258,297
Total ADM: 8,555.789	Per ADM Amounts:	\$4,770	\$249	\$1,220	\$1,176	\$2,784	\$10,199
Saddle Mountain Unified School District	070290000	\$7,559,425	\$317,000	\$1,561,665	\$740,004	\$4,659,512	\$14,837,606
Total ADM: 1,655.646	Per ADM Amounts:	\$4,566	\$191	\$943	\$447	\$2,814	\$8,962
Scottsdale Unified District	070248000	\$96,476,143	\$3,424,489	\$17,108,725	\$15,702,337	\$48,577,805	\$181,289,499
Total ADM: 22,259.965	Per ADM Amounts:	\$4,334	\$154	\$769	\$705	\$2,182	\$8,144
Sentinel Elementary District	070371000	\$489,592	\$11,842	\$131,714	\$4,594	\$370,354	\$1,008,096
Total ADM: 35.730	Per ADM Amounts:	\$13,703	\$331	\$3,686	\$129	\$10,365	\$28,214
Tempe School District	070403000	\$51,001,240	\$1,271,438	\$10,050,281	\$9,133,903	\$29,171,363	\$100,628,225
Total ADM: 11,071.686	Per ADM Amounts:	\$4,606	\$115	\$908	\$825	\$2,635	\$9,089
Tempe Union High School District	070513000	\$55,279,332	\$1,159,284	\$12,544,250	\$9,687,161	\$28,407,986	\$107,078,013
Total ADM: 13,724.839	Per ADM Amounts:	\$4,028	\$84	\$914	\$706	\$2,070	\$7,802
Tolleson Elementary District	070417000	\$13,235,765	\$219,005	\$2,827,441	\$1,895,945	\$7,355,760	\$25,533,916
Total ADM: 3,056.366	Per ADM Amounts:	\$4,331	\$72	\$925	\$620	\$2,407	\$8,354
Tolleson Union High School District	070514000	\$44,676,970	\$1,072,425	\$9,544,988	\$6,322,768	\$9,128,776	\$70,745,927
Total ADM: 11,716.079	Per ADM Amounts:	\$3,813	\$92	\$815	\$540	\$779	\$6,038
Union Elementary District	070462000	\$6,991,985	\$194,392	\$1,663,671	\$867,161	\$3,962,490	\$13,679,699
Total ADM: 1,816.154	Per ADM Amounts:	\$3,850	\$107	\$916	\$477	\$2,182	\$7,532
Washington Elementary School District	070406000	\$97,397,677	\$2,223,949	\$15,347,224	\$18,374,388	\$53,082,128	\$186,425,366
Total ADM: 21,918.890	Per ADM Amounts:	\$4,444	\$101	\$700	\$838	\$2,422	\$8,505
West-MEC - Western Maricopa Education Center	070802000	\$15,502,314	\$884,544	\$3,716,029	\$1,314,152	\$3,705,666	\$25,122,705
Total ADM: 9,292.258	Per ADM Amounts:	\$1,668	\$95	\$400	\$141	\$399	\$2,704
Wickenburg Unified District	070209000	\$5,493,142	\$427,416	\$1,497,926	\$617,494	\$4,188,573	\$12,224,551
Total ADM: 1,427.594	Per ADM Amounts:	\$3,848	\$299	\$1,049	\$433	\$2,934	\$8,563
Wilson Elementary District	070407000	\$6,850,218	\$364,003	\$1,625,900	\$882,792	\$3,131,317	\$12,854,230
Total ADM: 1,123.207	Per ADM Amounts:	\$6,099	\$324	\$1,448	\$786	\$2,788	\$11,444
Maricopa Totals		\$2,576,283,921	\$86,687,111	\$482,949,801	\$403,742,829	\$1,128,352,829	\$4,678,016,491
Total ADM: 597,872.936	Per ADM Amounts:	\$4,309	\$145	\$808	\$675	\$1,887	\$7,824

Current Expenditures for Districts		Classroom Instruction	Classroom Supplies	Administration	Student Support Services	Other Support Services	Total Current Expenditures
Mohave County							
Bullhead City School District	080415000	\$10,880,935	\$371,844	\$2,715,799	\$578,968	\$5,488,846	\$20,036,392
Total ADM: 2,590.449	Per ADM Amounts:	\$4,200	\$144	\$1,048	\$224	\$2,119	\$7,735
Colorado City Unified District	080214000	\$2,968,908	\$77,234	\$624,952	\$250,343	\$1,631,979	\$5,553,416
Total ADM: 572.592	Per ADM Amounts:	\$5,185	\$135	\$1,091	\$437	\$2,850	\$9,699
Colorado River Union High School District	080502000	\$6,909,147	\$303,014	\$1,622,303	\$858,100	\$4,548,963	\$14,241,527
Total ADM: 1,799.595	Per ADM Amounts:	\$3,839	\$168	\$901	\$477	\$2,528	\$7,914
Hackberry School District	080303000	\$321,929	\$4,672	\$250,913	\$611	\$190,911	\$769,036
Total ADM: 55.121	Per ADM Amounts:	\$5,840	\$85	\$4,552	\$11	\$3,463	\$13,952
Kingman Unified School District	080220000	\$23,354,119	\$1,581,632	\$4,580,406	\$3,842,286	\$14,284,651	\$47,643,094
Total ADM: 6,520.029	Per ADM Amounts:	\$3,582	\$243	\$703	\$589	\$2,191	\$7,307
Lake Havasu Unified District	080201000	\$21,477,351	\$636,194	\$4,682,183	\$2,380,561	\$10,718,640	\$39,894,929
Total ADM: 5,218.757	Per ADM Amounts:	\$4,115	\$122	\$897	\$456	\$2,054	\$7,645
Littlefield Unified District	080209000	\$1,725,888	\$171,936	\$599,637	\$104,840	\$1,078,529	\$3,680,830
Total ADM: 354.190	Per ADM Amounts:	\$4,873	\$485	\$1,693	\$296	\$3,045	\$10,392
Mohave Valley Elementary District	080416000	\$5,059,546	\$102,682	\$1,169,376	\$849,790	\$3,180,661	\$10,362,055
Total ADM: 1,046.802	Per ADM Amounts:	\$4,833	\$98	\$1,117	\$812	\$3,038	\$9,899
Owens School District No.6	080306000	\$219,779	\$16,773	\$45,184	\$1,072	\$155,634	\$438,442
Total ADM: 25.668	Per ADM Amounts:	\$8,562	\$653	\$1,760	\$42	\$6,063	\$17,081
Peach Springs Unified District	080208000	\$1,016,961	\$104,955	\$634,355	\$125,676	\$477,352	\$2,359,299
Total ADM: 202.964	Per ADM Amounts:	\$5,011	\$517	\$3,125	\$619	\$2,352	\$11,624
Topock Elementary District	080412000	\$604,882	\$37,910	\$341,522	\$9,655	\$249,198	\$1,243,167
Total ADM: 101.580	Per ADM Amounts:	\$5,955	\$373	\$3,362	\$95	\$2,453	\$12,238
Valentine Elementary District	080322000	\$482,828	\$40,587	\$199,196	\$14,954	\$161,453	\$899,018
Total ADM: 95.088	Per ADM Amounts:	\$5,078	\$427	\$2,095	\$157	\$1,698	\$9,455
Western Arizona Vocational District #50	080850000	\$1,920,502	\$77,123	\$342,193	\$40,047	\$109,431	\$2,489,296
Total ADM: 902.819	Per ADM Amounts:	\$2,127	\$85	\$379	\$44	\$121	\$2,757
Yucca Elementary District	080313000	\$270,813	\$8,745	\$113,693	\$15,521	\$107,799	\$516,571
Total ADM: 44.546	Per ADM Amounts:	\$6,079	\$196	\$2,552	\$348	\$2,420	\$11,596
Mohave Totals		\$77,213,588	\$3,535,301	\$17,921,712	\$9,072,424	\$42,384,047	\$150,127,072
Total ADM: 19,530.200	Per ADM Amounts:	\$3,954	\$181	\$918	\$465	\$2,170	\$7,687

Current Expenditures for Districts		Classroom Instruction	Classroom Supplies	Administration	Student Support Services	Other Support Services	Total Current Expenditures
Navajo County							
Blue Ridge Unified School District No. 32	090232000	\$10,776,128	\$374,878	\$2,257,430	\$1,230,106	\$5,277,424	\$19,915,966
Total ADM: 2,095.310	Per ADM Amounts:	\$5,143	\$179	\$1,077	\$587	\$2,519	\$9,505
Cedar Unified District	090225000	\$1,037,040	\$12,894	\$660,441	\$203,159	\$1,184,038	\$3,097,572
Total ADM: 117.651	Per ADM Amounts:	\$8,815	\$110	\$5,614	\$1,727	\$10,064	\$26,328
Heber-Overgaard Unified District	090206000	\$2,277,776	\$92,913	\$630,490	\$244,909	\$1,435,284	\$4,681,372
Total ADM: 477.079	Per ADM Amounts:	\$4,774	\$195	\$1,322	\$513	\$3,008	\$9,813
Holbrook Unified District	090203000	\$11,129,921	\$392,744	\$1,956,481	\$1,676,219	\$6,121,952	\$21,277,317
Total ADM: 1,912.196	Per ADM Amounts:	\$5,820	\$205	\$1,023	\$877	\$3,202	\$11,127
Joseph City Unified District	090202000	\$2,222,234	\$111,859	\$646,891	\$526,688	\$1,943,154	\$5,450,826
Total ADM: 412.106	Per ADM Amounts:	\$5,392	\$271	\$1,570	\$1,278	\$4,715	\$13,227
Kayenta Unified School District #27	090227000	\$10,893,973	\$1,095,424	\$3,174,022	\$2,459,172	\$11,717,806	\$29,340,397
Total ADM: 1,719.750	Per ADM Amounts:	\$6,335	\$637	\$1,846	\$1,430	\$6,814	\$17,061
Navajo County Accommodation District #99	090199000	\$199,324	\$542	\$74,963	\$16,462	\$75,255	\$366,546
Total ADM: 15.191	Per ADM Amounts:	\$13,121	\$36	\$4,935	\$1,084	\$4,954	\$24,129
Northeast Arizona Technological Institute of	090836000	\$1,501,516	\$185,784	\$497,217	\$897,930	\$273,543	\$3,355,990
Total ADM: 627.654	Per ADM Amounts:	\$2,392	\$296	\$792	\$1,431	\$436	\$5,347
Northern Arizona Vocational Institute of Technology	090835000	\$3,750,158	\$64,945	\$389,716	\$219,120	\$141,910	\$4,565,849
Total ADM: 1,081.857	Per ADM Amounts:	\$3,466	\$60	\$360	\$203	\$131	\$4,220
Pinon Unified District	090204000	\$5,823,955	\$473,263	\$2,153,958	\$1,208,095	\$6,860,206	\$16,519,477
Total ADM: 1,052.866	Per ADM Amounts:	\$5,532	\$449	\$2,046	\$1,147	\$6,516	\$15,690
Show Low Unified District	090210000	\$10,589,572	\$610,648	\$1,782,514	\$1,234,769	\$6,079,036	\$20,296,539
Total ADM: 2,419.866	Per ADM Amounts:	\$4,376	\$252	\$737	\$510	\$2,512	\$8,387
Snowflake Unified District	090205000	\$8,608,061	\$571,261	\$1,540,451	\$1,368,154	\$4,087,199	\$16,175,126
Total ADM: 2,489.682	Per ADM Amounts:	\$3,457	\$229	\$619	\$550	\$1,642	\$6,497
Whiteriver Unified District	090220000	\$10,439,152	\$495,472	\$2,289,537	\$1,413,783	\$8,225,278	\$22,863,222
Total ADM: 2,112.821	Per ADM Amounts:	\$4,941	\$235	\$1,084	\$669	\$3,893	\$10,821
Winslow Unified District	090201000	\$8,295,170	\$637,240	\$1,827,185	\$1,014,940	\$5,751,633	\$17,526,168
Total ADM: 1,998.269	Per ADM Amounts:	\$4,151	\$319	\$914	\$508	\$2,878	\$8,771
Navajo Totals		\$87,543,980	\$5,119,867	\$19,881,296	\$13,713,506	\$59,173,718	\$185,432,367
Total ADM: 18,532.298	Per ADM Amounts:	\$4,724	\$276	\$1,073	\$740	\$3,193	\$10,006

Current Expenditures for Districts			Classroom Instruction	Classroom Supplies	Administration	Student Support Services	Other Support Services	Total Current Expenditures
Pima County								
Ajo Unified District		100215000	\$1,824,246	\$159,652	\$628,964	\$224,501	\$918,883	\$3,756,246
Total ADM:	421.446	Per ADM Amounts:	\$4,329	\$379	\$1,492	\$533	\$2,180	\$8,913
Altar Valley Elementary District		100351000	\$2,773,287	\$56,641	\$825,730	\$443,475	\$2,205,870	\$6,305,003
Total ADM:	854.686	Per ADM Amounts:	\$3,245	\$66	\$966	\$519	\$2,581	\$7,377
Amphitheater Unified District		100210000	\$55,175,013	\$4,294,987	\$9,530,803	\$9,305,808	\$28,526,784	\$106,833,395
Total ADM:	13,309.909	Per ADM Amounts:	\$4,145	\$323	\$716	\$699	\$2,143	\$8,027
Baboquivari Unified School District #40		100240000	\$6,260,149	\$186,644	\$2,363,282	\$1,322,277	\$5,692,497	\$15,824,849
Total ADM:	967.566	Per ADM Amounts:	\$6,470	\$193	\$2,443	\$1,367	\$5,883	\$16,355
Catalina Foothills Unified District		100216000	\$18,834,076	\$611,955	\$410,324	\$2,638,926	\$9,242,242	\$31,737,523
Total ADM:	5,099.025	Per ADM Amounts:	\$3,694	\$120	\$80	\$518	\$1,813	\$6,224
Continental Elementary District		100339000	\$2,562,353	\$94,496	\$704,604	\$335,632	\$1,138,572	\$4,835,657
Total ADM:	797.013	Per ADM Amounts:	\$3,215	\$119	\$884	\$421	\$1,429	\$6,067
Empire Elementary District		100337000	\$0	\$0	\$5,168	\$0	\$0	\$5,168
Total ADM:	14.880	Per ADM Amounts:	\$0	\$0	\$347	\$0	\$0	\$347
Flowing Wells Unified District		100208000	\$21,618,278	\$854,528	\$4,366,307	\$3,337,444	\$11,092,387	\$41,268,944
Total ADM:	5,368.362	Per ADM Amounts:	\$4,027	\$159	\$813	\$622	\$2,066	\$7,687
Marana Unified District		100206000	\$47,884,794	\$1,598,755	\$10,202,584	\$7,811,129	\$25,404,610	\$92,901,872
Total ADM:	11,615.257	Per ADM Amounts:	\$4,123	\$138	\$878	\$672	\$2,187	\$7,998
Pima Accommodation District		100100000	\$483,272	\$32,823	\$323,649	\$189,144	\$76,927	\$1,105,815
Total ADM:	62.501	Per ADM Amounts:	\$7,732	\$525	\$5,178	\$3,026	\$1,231	\$17,693
Pima County JTED		100811000	\$12,657,790	\$346,316	\$3,217,150	\$832,387	\$1,272,935	\$18,326,578
Total ADM:	4,783.395	Per ADM Amounts:	\$2,646	\$72	\$673	\$174	\$266	\$3,831
Redington Elementary District		100344000	\$0	\$0	\$5,168	\$0	\$25,000	\$30,168
Total ADM:	6.039	Per ADM Amounts:	\$0	\$0	\$856	\$0	\$4,140	\$4,996
Sahuarita Unified District		100230000	\$24,221,127	\$866,874	\$4,738,395	\$3,265,395	\$11,501,797	\$44,593,588
Total ADM:	6,244.961	Per ADM Amounts:	\$3,879	\$139	\$759	\$523	\$1,842	\$7,141
San Fernando Elementary District		100335000	\$174,117	\$8,198	\$68,587	\$1,787	\$78,542	\$331,231
Total ADM:	17.625	Per ADM Amounts:	\$9,879	\$465	\$3,891	\$101	\$4,456	\$18,793
Sunnyside Unified District		100212000	\$61,492,308	\$1,549,045	\$14,788,489	\$12,117,983	\$45,082,466	\$135,030,291
Total ADM:	15,537.196	Per ADM Amounts:	\$3,958	\$100	\$952	\$780	\$2,902	\$8,691

Current Expenditures for Districts			Classroom Instruction	Classroom Supplies	Administration	Student Support Services	Other Support Services	Total Current Expenditures
Pima County								
Tanque Verde Unified District		100213000	\$8,985,634	\$149,704	\$2,090,707	\$1,766,443	\$2,776,508	\$15,768,996
Total ADM:	2,031.406	Per ADM Amounts:	\$4,423	\$74	\$1,029	\$870	\$1,367	\$7,763
Tucson Unified District		100201000	\$202,484,272	\$9,333,430	\$41,022,054	\$38,756,104	\$121,956,320	\$413,552,180
Total ADM:	43,852.487	Per ADM Amounts:	\$4,617	\$213	\$935	\$884	\$2,781	\$9,431
Vail Unified District		100220000	\$50,664,522	\$1,073,434	\$10,690,225	\$8,010,318	\$28,195,163	\$98,633,662
Total ADM:	12,586.986	Per ADM Amounts:	\$4,025	\$85	\$849	\$636	\$2,240	\$7,836
Pima Totals			\$518,095,238	\$21,217,482	\$105,982,190	\$90,358,753	\$295,187,503	\$1,030,841,166
Total ADM:	123,570.740	Per ADM Amounts:	\$4,193	\$172	\$858	\$731	\$2,389	\$8,342

Current Expenditures for Districts		Classroom Instruction	Classroom Supplies	Administration	Student Support Services	Other Support Services	Total Current Expenditures
Pinal County							
Apache Junction Unified District	110243000	\$14,177,321	\$618,761	\$2,643,273	\$2,758,090	\$7,210,031	\$27,407,476
Total ADM: 3,496.859	Per ADM Amounts:	\$4,054	\$177	\$756	\$789	\$2,062	\$7,838
Casa Grande Elementary District	110404000	\$25,635,973	\$2,175,481	\$5,364,202	\$3,612,319	\$17,322,892	\$54,110,867
Total ADM: 6,525.473	Per ADM Amounts:	\$3,929	\$333	\$822	\$554	\$2,655	\$8,292
Casa Grande Union High School District	110502000	\$13,344,378	\$563,864	\$6,984,248	\$2,751,846	\$1,016,835	\$24,661,171
Total ADM: 3,566.588	Per ADM Amounts:	\$3,741	\$158	\$1,958	\$772	\$285	\$6,914
Central Arizona Valley Institute of Technology	110801000	\$1,018,050	\$194,272	\$597,494	\$21,897	\$480,090	\$2,311,803
Total ADM: 649.745	Per ADM Amounts:	\$1,567	\$299	\$920	\$34	\$739	\$3,558
Cobre Valley Institute of Technology District	110802000	\$704,496	\$3,269	\$331,436	\$34,771	\$177,536	\$1,251,508
Total ADM: 265.550	Per ADM Amounts:	\$2,653	\$12	\$1,248	\$131	\$669	\$4,713
Coolidge Unified District	110221000	\$8,971,396	\$811,742	\$2,379,735	\$1,311,838	\$6,506,477	\$19,981,188
Total ADM: 2,195.826	Per ADM Amounts:	\$4,086	\$370	\$1,084	\$597	\$2,963	\$9,100
Eloy Elementary District	110411000	\$3,269,879	\$153,501	\$1,044,664	\$712,338	\$2,560,781	\$7,741,163
Total ADM: 821.741	Per ADM Amounts:	\$3,979	\$187	\$1,271	\$867	\$3,116	\$9,420
Florence Unified School District	110201000	\$34,934,144	\$1,910,516	\$7,151,373	\$5,977,709	\$21,960,932	\$71,934,674
Total ADM: 8,819.016	Per ADM Amounts:	\$3,961	\$217	\$811	\$678	\$2,490	\$8,157
J O Combs Unified School District	110244000	\$19,894,524	\$856,290	\$3,591,557	\$3,625,810	\$9,824,569	\$37,792,750
Total ADM: 4,431.038	Per ADM Amounts:	\$4,490	\$193	\$811	\$818	\$2,217	\$8,529
Mammoth-San Manuel Unified District	110208000	\$3,245,812	\$148,870	\$791,625	\$444,862	\$1,885,623	\$6,516,792
Total ADM: 705.416	Per ADM Amounts:	\$4,601	\$211	\$1,122	\$631	\$2,673	\$9,238
Maricopa Unified School District	110220000	\$24,854,608	\$1,684,017	\$4,996,130	\$4,498,239	\$14,474,289	\$50,507,283
Total ADM: 6,482.712	Per ADM Amounts:	\$3,834	\$260	\$771	\$694	\$2,233	\$7,791
Mary C O'Brien Accommodation District	110100000	\$1,869,722	\$81,676	\$564,386	\$424,994	\$1,697,951	\$4,638,729
Total ADM: 198.981	Per ADM Amounts:	\$9,396	\$410	\$2,836	\$2,136	\$8,533	\$23,312
Oracle Elementary District	110302000	\$2,134,347	\$101,929	\$547,565	\$221,602	\$1,258,447	\$4,263,890
Total ADM: 597.978	Per ADM Amounts:	\$3,569	\$170	\$916	\$371	\$2,105	\$7,131
Picacho Elementary District	110433000	\$808,226	\$33,804	\$288,513	\$57,313	\$455,646	\$1,643,502
Total ADM: 165.083	Per ADM Amounts:	\$4,896	\$205	\$1,748	\$347	\$2,760	\$9,956
Ray Unified District	110203000	\$2,221,294	\$145,860	\$595,290	\$290,089	\$1,398,064	\$4,650,597
Total ADM: 425.890	Per ADM Amounts:	\$5,216	\$342	\$1,398	\$681	\$3,283	\$10,920

Current Expenditures for Districts			Classroom Instruction	Classroom Supplies	Administration	Student Support Services	Other Support Services	Total Current Expenditures
Pinal County								
Red Rock Elementary District	110405000		\$1,040,691	\$12,395	\$309,680	\$502	\$695,521	\$2,058,789
Total ADM: 373.074	Per ADM Amounts:		\$2,790	\$33	\$830	\$1	\$1,864	\$5,518
Sacaton Elementary District	110418000		\$5,008,344	\$263,345	\$1,479,456	\$557,548	\$2,965,016	\$10,273,709
Total ADM: 520.928	Per ADM Amounts:		\$9,614	\$506	\$2,840	\$1,070	\$5,692	\$19,722
Santa Cruz Valley Union High School District	110540000		\$1,697,346	\$176,736	\$660,573	\$427,668	\$1,574,416	\$4,536,739
Total ADM: 409.238	Per ADM Amounts:		\$4,148	\$432	\$1,614	\$1,045	\$3,847	\$11,086
Stanfield Elementary District	110424000		\$2,113,044	\$65,730	\$890,902	\$199,988	\$1,647,827	\$4,917,491
Total ADM: 463.143	Per ADM Amounts:		\$4,562	\$142	\$1,924	\$432	\$3,558	\$10,618
Superior Unified School District	110215000		\$1,804,803	\$48,334	\$679,322	\$133,854	\$1,094,977	\$3,761,290
Total ADM: 357.963	Per ADM Amounts:		\$5,042	\$135	\$1,898	\$374	\$3,059	\$10,507
Toltec School District	110422000		\$3,462,927	\$98,711	\$1,316,903	\$496,971	\$2,274,385	\$7,649,897
Total ADM: 947.947	Per ADM Amounts:		\$3,653	\$104	\$1,389	\$524	\$2,399	\$8,070
Pinal Totals			\$172,211,325	\$10,149,103	\$43,208,327	\$28,560,248	\$98,482,305	\$352,611,308
Total ADM: 42,420.189	Per ADM Amounts:		\$4,060	\$239	\$1,019	\$673	\$2,322	\$8,312

Current Expenditures for Districts		Classroom Instruction	Classroom Supplies	Administration	Student Support Services	Other Support Services	Total Current Expenditures
Santa Cruz County							
Nogales Unified District	120201000	\$20,384,452	\$1,126,017	\$4,494,477	\$3,076,159	\$13,117,406	\$42,198,511
Total ADM: 5,651.482	Per ADM Amounts:	\$3,607	\$199	\$795	\$544	\$2,321	\$7,467
Patagonia Elementary District	120406000	\$743,777	\$32,568	\$194,001	\$53,994	\$324,527	\$1,348,867
Total ADM: 88.539	Per ADM Amounts:	\$8,401	\$368	\$2,191	\$610	\$3,665	\$15,235
Patagonia Union High School District	120520000	\$745,892	\$53,883	\$301,533	\$129,860	\$977,669	\$2,208,837
Total ADM: 82.862	Per ADM Amounts:	\$9,002	\$650	\$3,639	\$1,567	\$11,799	\$26,657
Santa Cruz Elementary District	120328000	\$1,055,666	\$111,218	\$384,079	\$57,681	\$777,961	\$2,386,605
Total ADM: 294.396	Per ADM Amounts:	\$3,586	\$378	\$1,305	\$196	\$2,643	\$8,107
Santa Cruz Valley Unified District	120235000	\$13,303,911	\$546,590	\$2,479,712	\$2,198,445	\$8,345,627	\$26,874,285
Total ADM: 3,259.349	Per ADM Amounts:	\$4,082	\$168	\$761	\$675	\$2,561	\$8,245
Sonoita Elementary District	120425000	\$1,402,329	\$37,330	\$456,797	\$54,097	\$351,132	\$2,301,685
Total ADM: 106.432	Per ADM Amounts:	\$13,176	\$351	\$4,292	\$508	\$3,299	\$21,626
Santa Cruz Totals		\$37,636,027	\$1,907,606	\$8,310,599	\$5,570,236	\$23,894,322	\$77,318,790
Total ADM: 9,483.060	Per ADM Amounts:	\$3,969	\$201	\$876	\$587	\$2,520	\$8,153

Current Expenditures for Districts			Classroom Instruction	Classroom Supplies	Administration	Student Support Services	Other Support Services	Total Current Expenditures
Yavapai County								
Ash Fork Joint Unified District	130231000		\$1,351,804	\$50,034	\$528,888	\$97,969	\$927,217	\$2,955,912
Total ADM: 243.397	Per ADM Amounts:		\$5,554	\$206	\$2,173	\$403	\$3,809	\$12,144
Bagdad Unified District	130220000		\$2,542,614	\$175,515	\$874,074	\$370,748	\$988,292	\$4,951,243
Total ADM: 392.786	Per ADM Amounts:		\$6,473	\$447	\$2,225	\$944	\$2,516	\$12,605
Beaver Creek Elementary District	130326000		\$1,263,566	\$56,391	\$294,255	\$182,191	\$830,777	\$2,627,180
Total ADM: 421.347	Per ADM Amounts:		\$2,999	\$134	\$698	\$432	\$1,972	\$6,235
Camp Verde Unified District	130228000		\$6,905,268	\$346,040	\$1,087,941	\$1,181,152	\$3,197,999	\$12,718,400
Total ADM: 1,474.827	Per ADM Amounts:		\$4,682	\$235	\$738	\$801	\$2,168	\$8,624
Canon Elementary District	130350000		\$1,006,641	\$25,698	\$331,376	\$49,828	\$498,652	\$1,912,195
Total ADM: 176.168	Per ADM Amounts:		\$5,714	\$146	\$1,881	\$283	\$2,831	\$10,854
Chino Valley Unified District	130251000		\$8,677,549	\$229,092	\$2,646,444	\$1,566,068	\$5,151,650	\$18,270,803
Total ADM: 2,291.880	Per ADM Amounts:		\$3,786	\$100	\$1,155	\$683	\$2,248	\$7,972
Clarkdale-Jerome Elementary District	130403000		\$2,065,043	\$91,760	\$377,106	\$367,913	\$720,384	\$3,622,206
Total ADM: 438.685	Per ADM Amounts:		\$4,707	\$209	\$860	\$839	\$1,642	\$8,257
Congress Elementary District	130317000		\$833,534	\$20,543	\$244,383	\$29,268	\$403,070	\$1,530,798
Total ADM: 127.133	Per ADM Amounts:		\$6,556	\$162	\$1,922	\$230	\$3,170	\$12,041
Cottonwood-Oak Creek Elementary District	130406000		\$8,161,266	\$258,481	\$2,072,545	\$1,123,591	\$4,636,557	\$16,252,440
Total ADM: 1,928.829	Per ADM Amounts:		\$4,231	\$134	\$1,075	\$583	\$2,404	\$8,426
Crown King Elementary District	130341000		\$64,968	\$1,340	\$22,262	\$2,234	\$21,227	\$112,031
Total ADM: 5.860	Per ADM Amounts:		\$11,087	\$229	\$3,799	\$381	\$3,622	\$19,118
Hillside Elementary District	130335000		\$192,264	\$15,150	\$52,072	\$9,600	\$55,547	\$324,633
Total ADM: 25.381	Per ADM Amounts:		\$7,575	\$597	\$2,052	\$378	\$2,189	\$12,790
Humboldt Unified District	130222000		\$21,788,454	\$1,922,394	\$4,009,167	\$2,859,266	\$11,793,228	\$42,372,509
Total ADM: 5,507.914	Per ADM Amounts:		\$3,956	\$349	\$728	\$519	\$2,141	\$7,693
Kirkland Elementary District	130323000		\$579,595	\$10,387	\$176,037	\$78,732	\$273,914	\$1,118,665
Total ADM: 80.568	Per ADM Amounts:		\$7,194	\$129	\$2,185	\$977	\$3,400	\$13,885
Mayer Unified School District	130243000		\$2,649,181	\$86,092	\$792,151	\$390,553	\$1,640,441	\$5,558,418
Total ADM: 469.979	Per ADM Amounts:		\$5,637	\$183	\$1,686	\$831	\$3,490	\$11,827
Mingus Union High School District	130504000		\$5,302,895	\$292,980	\$1,175,938	\$931,301	\$2,268,290	\$9,971,404
Total ADM: 1,239.391	Per ADM Amounts:		\$4,279	\$236	\$949	\$751	\$1,830	\$8,045

Current Expenditures for Districts			Classroom Instruction	Classroom Supplies	Administration	Student Support Services	Other Support Services	Total Current Expenditures
Yavapai County								
Mountain Institute JTED	130802000		\$1,393,116	\$35,713	\$741,178	\$21,716	\$262,061	\$2,453,784
Total ADM: 529.921	Per ADM Amounts:		\$2,629	\$67	\$1,399	\$41	\$495	\$4,630
Prescott Unified District	130201000		\$14,508,356	\$475,466	\$2,873,796	\$3,266,867	\$8,076,321	\$29,200,806
Total ADM: 3,861.553	Per ADM Amounts:		\$3,757	\$123	\$744	\$846	\$2,091	\$7,562
Sedona-Oak Creek JUSD #9	130209000		\$4,810,601	\$294,806	\$1,241,004	\$705,676	\$2,744,823	\$9,796,910
Total ADM: 926.988	Per ADM Amounts:		\$5,189	\$318	\$1,339	\$761	\$2,961	\$10,569
Seligman Unified District	130240000		\$1,085,483	\$26,174	\$284,982	\$117,305	\$888,569	\$2,402,513
Total ADM: 117.946	Per ADM Amounts:		\$9,203	\$222	\$2,416	\$995	\$7,534	\$20,370
Skull Valley Elementary District	130315000		\$175,645	\$15,468	\$83,257	\$26,814	\$111,930	\$413,114
Total ADM: 26.530	Per ADM Amounts:		\$6,621	\$583	\$3,138	\$1,011	\$4,219	\$15,572
Valley Academy for Career and Technology	130801000		\$989,998	\$42,967	\$284,429	\$3,229	\$206,482	\$1,527,105
Total ADM: 363.608	Per ADM Amounts:		\$2,723	\$118	\$782	\$9	\$568	\$4,200
Walnut Grove Elementary District	130307000		\$1,537	\$0	\$543	\$0	\$4,187	\$6,267
Total ADM: 2.000	Per ADM Amounts:		\$769	\$0	\$272	\$0	\$2,094	\$3,134
Williamson Valley Elementary School District	130302000		\$0	\$0	\$33,142	\$0	\$49,998	\$83,140
Total ADM: 31.502	Per ADM Amounts:		\$0	\$0	\$1,052	\$0	\$1,587	\$2,639
Yarnell Elementary District	130352000		\$424,232	\$2,727	\$123,129	\$124,519	\$161,148	\$835,755
Total ADM: 55.022	Per ADM Amounts:		\$7,710	\$50	\$2,238	\$2,263	\$2,929	\$15,189
Yavapai Accommodation School District	130199000		\$575,627	\$18,733	\$371,550	\$115,214	\$149,308	\$1,230,432
Total ADM: 77.749	Per ADM Amounts:		\$7,404	\$241	\$4,779	\$1,482	\$1,920	\$15,826
Yavapai Totals			\$87,349,237	\$4,493,951	\$20,721,649	\$13,621,754	\$46,062,072	\$172,248,663
Total ADM: 20,816.964	Per ADM Amounts:		\$4,196	\$216	\$995	\$654	\$2,213	\$8,274

Current Expenditures for Districts			Classroom Instruction	Classroom Supplies	Administration	Student Support Services	Other Support Services	Total Current Expenditures
Yuma County								
Antelope Union High School District	140550000		\$1,453,021	\$35,109	\$499,539	\$92,260	\$937,230	\$3,017,159
Total ADM: 206.899	Per ADM Amounts:		\$7,023	\$170	\$2,414	\$446	\$4,530	\$14,583
Crane Elementary District	140413000		\$24,447,050	\$697,382	\$4,834,175	\$2,479,651	\$13,289,848	\$45,748,106
Total ADM: 5,843.148	Per ADM Amounts:		\$4,184	\$119	\$827	\$424	\$2,274	\$7,829
Gadsden Elementary District	140432000		\$18,067,220	\$977,531	\$4,730,075	\$3,043,669	\$11,583,544	\$38,402,039
Total ADM: 4,999.033	Per ADM Amounts:		\$3,614	\$196	\$946	\$609	\$2,317	\$7,682
Hyder Elementary District	140416000		\$957,911	\$51,027	\$251,259	\$28,099	\$650,071	\$1,938,367
Total ADM: 85.872	Per ADM Amounts:		\$11,155	\$594	\$2,926	\$327	\$7,570	\$22,573
Mohawk Valley Elementary District	140417000		\$765,947	\$47,820	\$349,568	\$75,115	\$589,829	\$1,828,279
Total ADM: 157.742	Per ADM Amounts:		\$4,856	\$303	\$2,216	\$476	\$3,739	\$11,590
Somerton Elementary District	140411000		\$10,134,310	\$222,151	\$2,964,905	\$1,393,617	\$6,140,509	\$20,855,492
Total ADM: 2,867.478	Per ADM Amounts:		\$3,534	\$77	\$1,034	\$486	\$2,141	\$7,273
Southwest Technical Education District of Yuma	140801000		\$4,515,656	\$40,611	\$360,148	\$51,072	\$269,674	\$5,237,161
Total ADM: 1,065.364	Per ADM Amounts:		\$4,239	\$38	\$338	\$48	\$253	\$4,916
Wellton Elementary District	140424000		\$865,900	\$16,077	\$335,614	\$83,384	\$567,491	\$1,868,466
Total ADM: 199.140	Per ADM Amounts:		\$4,348	\$81	\$1,685	\$419	\$2,850	\$9,383
Yuma Elementary District	140401000		\$29,137,238	\$1,173,938	\$7,803,549	\$4,772,844	\$18,512,142	\$61,399,711
Total ADM: 8,381.021	Per ADM Amounts:		\$3,477	\$140	\$931	\$569	\$2,209	\$7,326
Yuma Union High School District	140570000		\$39,684,011	\$2,743,621	\$11,242,466	\$6,332,297	\$24,796,944	\$84,799,339
Total ADM: 11,101.252	Per ADM Amounts:		\$3,575	\$247	\$1,013	\$570	\$2,234	\$7,639
Yuma Totals			\$130,028,264	\$6,005,267	\$33,371,298	\$18,352,008	\$77,337,282	\$265,094,119
Total ADM: 34,906.949	Per ADM Amounts:		\$3,725	\$172	\$956	\$526	\$2,216	\$7,594

Current Expenditures for Districts			Classroom Instruction	Classroom Supplies	Administration	Student Support Services	Other Support Services	Total Current Expenditures
State Totals			\$3,975,074,555	\$152,372,074	\$807,010,644	\$626,673,176	\$1,945,082,950	\$7,506,213,399
Total ADM:	928,836.645	Per ADM Amounts:	\$4,280	\$164	\$869	\$675	\$2,094	\$8,081

Current Expenditures for Charter Schools		Classroom Instruction	Classroom Supplies	Administration	Student Support Services	Other Support Services	Total Current Expenditures
Cochise County							
Center for Academic Success, Inc.	028750000	\$5,275,058	\$299,171	\$1,064,182	\$444,749	\$2,346,675	\$9,429,835
Total Attending ADM: 1,126.736	Per ADM Amounts:	\$4,682	\$266	\$944	\$395	\$2,083	\$8,369
Cochise Community Development Corporation	028701000	\$1,578,916	\$88,454	\$972,686	\$214,091	\$468,300	\$3,322,447
Total Attending ADM: 341.479	Per ADM Amounts:	\$4,624	\$259	\$2,848	\$627	\$1,371	\$9,730
Omega Alpha Academy	028751000	\$805,668	\$17,345	\$973,033	\$70,315	\$803,380	\$2,669,741
Total Attending ADM: 244.925	Per ADM Amounts:	\$3,289	\$71	\$3,973	\$287	\$3,280	\$10,900
Cochise Totals		\$7,659,642	\$404,970	\$3,009,901	\$729,155	\$3,618,355	\$15,422,023
Total Attending ADM: 1,713.140	Per ADM Amounts:	\$4,471	\$236	\$1,757	\$426	\$2,112	\$9,002

Current Expenditures for Charter Schools		Classroom Instruction	Classroom Supplies	Administration	Student Support Services	Other Support Services	Total Current Expenditures
Coconino County							
BASIS Schools, Inc.	038707000	\$2,564,337	\$131,997	\$1,687,061	\$228,949	\$134,281	\$4,746,625
Total Attending ADM: 632.505	Per ADM Amounts:	\$4,054	\$209	\$2,667	\$362	\$212	\$7,504
Flagstaff Arts And Leadership Academy	038750000	\$1,221,121	\$52,006	\$417,667	\$216,947	\$873,818	\$2,781,559
Total Attending ADM: 285.808	Per ADM Amounts:	\$4,273	\$182	\$1,461	\$759	\$3,057	\$9,732
Flagstaff Junior Academy	038752000	\$1,571,707	\$39,916	\$406,266	\$2,641	\$425,076	\$2,445,606
Total Attending ADM: 293.853	Per ADM Amounts:	\$5,349	\$136	\$1,383	\$9	\$1,447	\$8,323
Flagstaff Montessori, L.L.C.	038705000	\$826,311	\$20,719	\$52,938	\$28,789	\$274,160	\$1,202,917
Total Attending ADM: 173.713	Per ADM Amounts:	\$4,757	\$119	\$305	\$166	\$1,578	\$6,925
Haven Montessori Children's House, Inc.	038755000	\$414,037	\$19,556	\$159,259	\$5,167	\$18,806	\$616,825
Total Attending ADM: 81.310	Per ADM Amounts:	\$5,092	\$241	\$1,959	\$64	\$231	\$7,586
Mountain School, Inc.	038751000	\$910,395	\$41,955	\$285,943	\$74,528	\$327,697	\$1,640,518
Total Attending ADM: 179.560	Per ADM Amounts:	\$5,070	\$234	\$1,592	\$415	\$1,825	\$9,136
Northland Preparatory Academy	038701000	\$3,048,980	\$53,332	\$959,027	\$271,435	\$1,211,146	\$5,543,920
Total Attending ADM: 642.403	Per ADM Amounts:	\$4,746	\$83	\$1,493	\$423	\$1,885	\$8,630
Painted Desert Demonstration Projects, Inc.	038753000	\$180,104	\$29,145	\$115,086	\$14,027	\$235,144	\$573,506
Total Attending ADM: 114.849	Per ADM Amounts:	\$1,568	\$254	\$1,002	\$122	\$2,047	\$4,994
PEAK School Inc., The	038702000	\$742,454	\$26,045	\$291,942	\$16,768	\$285,618	\$1,362,827
Total Attending ADM: 153.709	Per ADM Amounts:	\$4,830	\$169	\$1,899	\$109	\$1,858	\$8,866
Pine Forest Education Association, Inc.	038706000	\$1,523,986	\$33,277	\$345,332	\$69,962	\$531,016	\$2,503,573
Total Attending ADM: 271.996	Per ADM Amounts:	\$5,603	\$122	\$1,270	\$257	\$1,952	\$9,204
Coconino Totals		\$13,003,432	\$447,948	\$4,720,521	\$929,213	\$4,316,762	\$23,417,876
Total Attending ADM: 2,829.706	Per ADM Amounts:	\$4,595	\$158	\$1,668	\$328	\$1,526	\$8,276

Current Expenditures for Charter Schools		Classroom Instruction	Classroom Supplies	Administration	Student Support Services	Other Support Services	Total Current Expenditures
Gila County							
Destiny School, Inc.	048701000	\$1,460,582	\$198,908	\$638,217	\$2,383	\$646,082	\$2,946,172
Total Attending ADM: 284.150	Per ADM Amounts:	\$5,140	\$700	\$2,246	\$8	\$2,274	\$10,368
Liberty High School	048750000	\$395,031	\$21,858	\$319,633	\$8,590	\$102,264	\$847,376
Total Attending ADM: 84.909	Per ADM Amounts:	\$4,652	\$257	\$3,764	\$101	\$1,204	\$9,980
The Shelby School	048703000	\$156,311	\$10,030	\$58,293	\$1,233	\$52,644	\$278,511
Total Attending ADM: 30.677	Per ADM Amounts:	\$5,095	\$327	\$1,900	\$40	\$1,716	\$9,079
Gila Totals		\$2,011,924	\$230,796	\$1,016,143	\$12,206	\$800,990	\$4,072,059
Total Attending ADM: 399.736	Per ADM Amounts:	\$5,033	\$577	\$2,542	\$31	\$2,004	\$10,187

Current Expenditures for Charter Schools		Classroom Instruction	Classroom Supplies	Administration	Student Support Services	Other Support Services	Total Current Expenditures
Graham County							
Discovery Plus Academy	058703000	\$487,141	\$23,368	\$129,765	\$38,462	\$108,544	\$787,280
Total Attending ADM: 108.697	Per ADM Amounts:	\$4,482	\$215	\$1,194	\$354	\$999	\$7,243
Triumphant Learning Center	058702000	\$374,198	\$47,784	\$152,210	\$77,147	\$149,103	\$800,442
Total Attending ADM: 92.261	Per ADM Amounts:	\$4,056	\$518	\$1,650	\$836	\$1,616	\$8,676
Graham Totals		\$861,339	\$71,152	\$281,975	\$115,609	\$257,647	\$1,587,722
Total Attending ADM: 200.958	Per ADM Amounts:	\$4,286	\$354	\$1,403	\$575	\$1,282	\$7,901

Current Expenditures for Charter Schools		Classroom Instruction	Classroom Supplies	Administration	Student Support Services	Other Support Services	Total Current Expenditures
Maricopa County							
Academy Of Excellence, Inc.	078604000	\$0	\$0	\$0	\$0	\$0	\$0
Total Attending ADM: 83.271	Per ADM Amounts:	\$0	\$0	\$0	\$0	\$0	\$0
Academy of Mathematics and Science, Inc.	078270000	\$2,699,808	\$99,107	\$1,707,240	\$140,219	\$1,823,657	\$6,470,031
Total Attending ADM: 874.218	Per ADM Amounts:	\$3,088	\$113	\$1,953	\$160	\$2,086	\$7,401
Academy with Community Partners Inc	078794000	\$459,811	\$4,378	\$247,321	\$61,989	\$186,721	\$960,220
Total Attending ADM: 119.569	Per ADM Amounts:	\$3,846	\$37	\$2,068	\$518	\$1,562	\$8,031
Accelerated Learning Center, Inc.	078979000	\$548,235	\$13,301	\$397,852	\$3,834	\$324,527	\$1,287,749
Total Attending ADM: 187.708	Per ADM Amounts:	\$2,921	\$71	\$2,120	\$20	\$1,729	\$6,860
Acclaim Charter School	078701000	\$1,297,776	\$42,441	\$381,697	\$283,673	\$1,040,389	\$3,045,976
Total Attending ADM: 340.343	Per ADM Amounts:	\$3,813	\$125	\$1,122	\$833	\$3,057	\$8,950
Ahwatukee Foothills Prep Early College High	078582000	\$475,606	\$293,713	\$181,183	\$135,595	\$10,343	\$1,096,440
Total Attending ADM: 141.477	Per ADM Amounts:	\$3,362	\$2,076	\$1,281	\$958	\$73	\$7,750
AIBT Non-Profit Charter High School - Phoenix	078793000	\$202,718	\$15,079	\$146,813	\$158,788	\$623,152	\$1,146,550
Total Attending ADM: 148.396	Per ADM Amounts:	\$1,366	\$102	\$989	\$1,070	\$4,199	\$7,726
AIBT Non-Profit Charter High School, Inc.	078286000	\$30,601	\$43	\$297	\$298	\$13,180	\$44,419
Total Attending ADM: 8.145	Per ADM Amounts:	\$3,757	\$5	\$36	\$37	\$1,618	\$5,454
All Aboard Charter School	078967000	\$472,137	\$55,101	\$166,010	\$62,809	\$288,628	\$1,044,685
Total Attending ADM: 126.706	Per ADM Amounts:	\$3,726	\$435	\$1,310	\$496	\$2,278	\$8,245
Allen-Cochran Enterprises, Inc.	078724000	\$1,490,480	\$137,561	\$212,265	\$229,210	\$583,643	\$2,653,159
Total Attending ADM: 325.494	Per ADM Amounts:	\$4,579	\$423	\$652	\$704	\$1,793	\$8,151
American Basic Schools LLC	078989000	\$2,574,846	\$167,214	\$597,004	\$138,870	\$2,303,467	\$5,781,401
Total Attending ADM: 802.720	Per ADM Amounts:	\$3,208	\$208	\$744	\$173	\$2,870	\$7,202
American Charter Schools Foundation d.b.a.	078950000	\$782,823	\$13,387	\$475,708	\$85,211	\$1,025,729	\$2,382,858
Total Attending ADM: 290.084	Per ADM Amounts:	\$2,699	\$46	\$1,640	\$294	\$3,536	\$8,214
American Charter Schools Foundation d.b.a. Desert	078947000	\$635,755	\$19,317	\$475,936	\$55,981	\$1,012,223	\$2,199,212
Total Attending ADM: 198.149	Per ADM Amounts:	\$3,208	\$97	\$2,402	\$283	\$5,108	\$11,099
American Charter Schools Foundation d.b.a. Estrella	078948000	\$526,956	\$7,300	\$507,308	\$42,303	\$1,022,173	\$2,106,040
Total Attending ADM: 240.755	Per ADM Amounts:	\$2,189	\$30	\$2,107	\$176	\$4,246	\$8,748
American Charter Schools Foundation d.b.a. Peoria	078951000	\$1,329,603	\$19,905	\$795,378	\$235,221	\$1,455,241	\$3,835,348
Total Attending ADM: 505.894	Per ADM Amounts:	\$2,628	\$39	\$1,572	\$465	\$2,877	\$7,581

Current Expenditures for Charter Schools		Classroom Instruction	Classroom Supplies	Administration	Student Support Services	Other Support Services	Total Current Expenditures
Maricopa County							
American Charter Schools Foundation d.b.a. South	078983000	\$1,045,205	\$38,535	\$931,048	\$139,938	\$1,706,041	\$3,860,767
Total Attending ADM: 508.108	Per ADM Amounts:	\$2,057	\$76	\$1,832	\$275	\$3,358	\$7,598
American Charter Schools Foundation d.b.a. South	078517000	\$1,057,333	\$33,059	\$682,389	\$154,190	\$1,388,084	\$3,315,055
Total Attending ADM: 403.711	Per ADM Amounts:	\$2,619	\$82	\$1,690	\$382	\$3,438	\$8,211
American Charter Schools Foundation d.b.a. Sun	078953000	\$1,286,264	\$20,949	\$819,721	\$194,304	\$1,603,938	\$3,925,176
Total Attending ADM: 512.845	Per ADM Amounts:	\$2,508	\$41	\$1,598	\$379	\$3,128	\$7,654
American Charter Schools Foundation d.b.a. West	078956000	\$958,252	\$24,692	\$801,757	\$85,942	\$1,654,402	\$3,525,045
Total Attending ADM: 429.445	Per ADM Amounts:	\$2,231	\$57	\$1,867	\$200	\$3,852	\$8,208
American Leadership Academy, Inc.	078725000	\$25,674,124	\$1,292,605	\$11,892,401	\$1,409,527	\$16,759,810	\$57,028,467
Total Attending ADM: 7,655.481	Per ADM Amounts:	\$3,354	\$169	\$1,553	\$184	\$2,189	\$7,449
American Virtual Academy	078926000	\$23,231,459	\$141,686	\$9,567,676	\$6,664,635	\$1,073,512	\$40,678,968
Total Attending ADM: 6,400.932	Per ADM Amounts:	\$3,629	\$22	\$1,495	\$1,041	\$168	\$6,355
Anthem Preparatory Academy	078525000	\$3,386,555	\$366,765	\$1,724,889	\$0	\$847,277	\$6,325,486
Total Attending ADM: 765.840	Per ADM Amounts:	\$4,422	\$479	\$2,252	\$0	\$1,106	\$8,260
Archway Classical Academy Arete	078247000	\$2,266,834	\$88,523	\$1,049,207	\$0	\$702,438	\$4,107,002
Total Attending ADM: 487.496	Per ADM Amounts:	\$4,650	\$182	\$2,152	\$0	\$1,441	\$8,425
Archway Classical Academy Chandler	078597000	\$2,176,698	\$95,126	\$1,029,686	\$0	\$742,280	\$4,043,790
Total Attending ADM: 490.142	Per ADM Amounts:	\$4,441	\$194	\$2,101	\$0	\$1,514	\$8,250
Archway Classical Academy Cicero	078248000	\$2,065,340	\$153,719	\$1,029,508	\$0	\$949,445	\$4,198,012
Total Attending ADM: 485.784	Per ADM Amounts:	\$4,252	\$316	\$2,119	\$0	\$1,954	\$8,642
Archway Classical Academy Glendale	078406000	\$2,468,922	\$134,825	\$1,123,066	\$0	\$753,311	\$4,480,124
Total Attending ADM: 496.623	Per ADM Amounts:	\$4,971	\$271	\$2,261	\$0	\$1,517	\$9,021
Archway Classical Academy Lincoln	078234000	\$3,143,203	\$176,639	\$1,238,607	\$0	\$1,027,316	\$5,585,765
Total Attending ADM: 631.168	Per ADM Amounts:	\$4,980	\$280	\$1,962	\$0	\$1,628	\$8,850
Archway Classical Academy North Phoenix	078214000	\$3,276,929	\$286,423	\$1,610,064	\$0	\$1,206,928	\$6,380,344
Total Attending ADM: 760.690	Per ADM Amounts:	\$4,308	\$377	\$2,117	\$0	\$1,587	\$8,388
Archway Classical Academy Scottsdale	078590000	\$1,894,335	\$162,855	\$899,190	\$0	\$577,599	\$3,533,979
Total Attending ADM: 362.793	Per ADM Amounts:	\$5,222	\$449	\$2,479	\$0	\$1,592	\$9,741
Archway Classical Academy Trivium East	078266000	\$2,110,282	\$68,208	\$915,654	\$0	\$774,850	\$3,868,994
Total Attending ADM: 455.205	Per ADM Amounts:	\$4,636	\$150	\$2,012	\$0	\$1,702	\$8,499

Current Expenditures for Charter Schools		Classroom Instruction	Classroom Supplies	Administration	Student Support Services	Other Support Services	Total Current Expenditures
Maricopa County							
Archway Classical Academy Trivium West	078595000	\$2,207,485	\$100,721	\$1,005,179	\$0	\$767,604	\$4,080,989
Total Attending ADM: 492.651	Per ADM Amounts:	\$4,481	\$204	\$2,040	\$0	\$1,558	\$8,284
Archway Classical Academy Veritas	078596000	\$2,332,889	\$167,650	\$1,076,760	\$0	\$801,219	\$4,378,518
Total Attending ADM: 493.935	Per ADM Amounts:	\$4,723	\$339	\$2,180	\$0	\$1,622	\$8,865
Arete Preparatory Academy	078527000	\$2,474,082	\$396,158	\$1,415,012	\$0	\$779,896	\$5,065,148
Total Attending ADM: 555.183	Per ADM Amounts:	\$4,456	\$714	\$2,549	\$0	\$1,405	\$9,123
Arizona Academy of Science And Technology, Inc.	078665000	\$166,522	\$12,429	\$50,250	\$4,383	\$46,157	\$279,741
Total Attending ADM: 33.670	Per ADM Amounts:	\$4,946	\$369	\$1,492	\$130	\$1,371	\$8,308
Arizona Agribusiness & Equine Center INC.	078412000	\$372,476	\$1,347	\$86,995	\$28,715	\$173,975	\$663,508
Total Attending ADM: 43.239	Per ADM Amounts:	\$8,614	\$31	\$2,012	\$664	\$4,024	\$15,345
Arizona Agribusiness & Equine Center, Inc.	078707000	\$1,366,688	\$42,029	\$348,774	\$220,635	\$152,264	\$2,130,390
Total Attending ADM: 354.466	Per ADM Amounts:	\$3,856	\$119	\$984	\$622	\$430	\$6,010
Arizona Agribusiness & Equine Center, Inc.	078993000	\$1,927,993	\$56,893	\$441,536	\$286,360	\$184,919	\$2,897,701
Total Attending ADM: 452.753	Per ADM Amounts:	\$4,258	\$126	\$975	\$632	\$408	\$6,400
Arizona Agribusiness & Equine Center, Inc.	078510000	\$915,585	\$21,446	\$86,733	\$92,054	\$83,806	\$1,199,624
Total Attending ADM: 142.125	Per ADM Amounts:	\$6,442	\$151	\$610	\$648	\$590	\$8,441
Arizona Agribusiness & Equine Center, Inc.	078587000	\$1,568,344	\$47,148	\$429,265	\$278,416	\$186,296	\$2,509,469
Total Attending ADM: 437.969	Per ADM Amounts:	\$3,581	\$108	\$980	\$636	\$425	\$5,730
Arizona Autism Charter Schools, Inc.	078226000	\$2,278,814	\$33,376	\$913,208	\$707,037	\$562,094	\$4,494,529
Total Attending ADM: 99.082	Per ADM Amounts:	\$22,999	\$337	\$9,217	\$7,136	\$5,673	\$45,362
Arizona Call-a-Teen Youth Resources, Inc.	078723000	\$267,145	\$695	\$330,769	\$344,314	\$230,775	\$1,173,698
Total Attending ADM: 129.745	Per ADM Amounts:	\$2,059	\$5	\$2,549	\$2,654	\$1,779	\$9,046
Arizona Connections Academy Charter School, Inc.	078511000	\$13,307,357	\$9,495	\$2,572,796	\$47,114	\$1,131,860	\$17,068,622
Total Attending ADM: 2,170.818	Per ADM Amounts:	\$6,130	\$4	\$1,185	\$22	\$521	\$7,863
Arizona Language Preparatory	078260000	\$18,680	\$4,818	\$0	\$0	\$52,543	\$76,041
Total Attending ADM: 65.135	Per ADM Amounts:	\$287	\$74	\$0	\$0	\$807	\$1,167
Arizona Montessori Charter School at Anthem	078991000	\$1,327,017	\$20,883	\$458,898	\$372,399	\$576,908	\$2,756,105
Total Attending ADM: 378.644	Per ADM Amounts:	\$3,505	\$55	\$1,212	\$984	\$1,524	\$7,279
Arizona School For The Arts	078722000	\$4,297,539	\$222,982	\$1,764,639	\$392,613	\$10,315	\$6,688,088
Total Attending ADM: 840.581	Per ADM Amounts:	\$5,113	\$265	\$2,099	\$467	\$12	\$7,957

Current Expenditures for Charter Schools		Classroom Instruction	Classroom Supplies	Administration	Student Support Services	Other Support Services	Total Current Expenditures
Maricopa County							
ASU Preparatory Academy	078546000	\$1,732,822	\$174,043	\$944,743	\$342,287	\$1,031,687	\$4,225,582
Total Attending ADM: 340.699	Per ADM Amounts:	\$5,086	\$511	\$2,773	\$1,005	\$3,028	\$12,403
ASU Preparatory Academy	078207000	\$2,402,137	\$327,044	\$956,361	\$318,829	\$998,290	\$5,002,661
Total Attending ADM: 380.012	Per ADM Amounts:	\$6,321	\$861	\$2,517	\$839	\$2,627	\$13,164
ASU Preparatory Academy	078208000	\$1,352,431	\$296,759	\$702,549	\$265,675	\$2,917,807	\$5,535,221
Total Attending ADM: 273.841	Per ADM Amounts:	\$4,939	\$1,084	\$2,566	\$970	\$10,655	\$20,213
ASU Preparatory Academy	078205000	\$1,585,668	\$128,469	\$908,697	\$324,775	\$622,004	\$3,569,613
Total Attending ADM: 335.825	Per ADM Amounts:	\$4,722	\$383	\$2,706	\$967	\$1,852	\$10,629
ASU Preparatory Academy	078250000	\$1,478,257	\$147,135	\$862,184	\$271,540	\$931,298	\$3,690,414
Total Attending ADM: 352.083	Per ADM Amounts:	\$4,199	\$418	\$2,449	\$771	\$2,645	\$10,482
ASU Preparatory Academy	078251000	\$1,251,816	\$97,461	\$758,723	\$166,801	\$521,226	\$2,796,027
Total Attending ADM: 294.957	Per ADM Amounts:	\$4,244	\$330	\$2,572	\$566	\$1,767	\$9,479
ASU Preparatory Academy	078285000	\$275,371	\$59,780	\$173,479	\$87,822	\$106,016	\$702,468
Total Attending ADM: 3.259	Per ADM Amounts:	\$84,496	\$18,343	\$53,231	\$26,948	\$32,530	\$215,547
ASU Preparatory Academy Digital	078284000	\$675,273	\$604,375	\$3,851,737	\$401,655	\$501,167	\$6,034,207
Total Attending ADM: 37.230	Per ADM Amounts:	\$18,138	\$16,234	\$103,458	\$10,788	\$13,461	\$162,079
Avondale Learning dba Precision Academy	078614000	\$356,850	\$3,011	\$146,512	\$56,991	\$213,671	\$777,035
Total Attending ADM: 89.922	Per ADM Amounts:	\$3,968	\$33	\$1,629	\$634	\$2,376	\$8,641
AZ Compass Schools, Inc.	078542000	\$814,487	\$8,198	\$263,270	\$142,857	\$1,248,781	\$2,477,593
Total Attending ADM: 169.832	Per ADM Amounts:	\$4,796	\$48	\$1,550	\$841	\$7,353	\$14,588
Ball Charter Schools (Dobson)	078988000	\$1,876,948	\$71,447	\$310,265	\$114,346	\$1,129,510	\$3,502,516
Total Attending ADM: 404.472	Per ADM Amounts:	\$4,640	\$177	\$767	\$283	\$2,793	\$8,659
Ball Charter Schools (Hearn)	078987000	\$2,421,256	\$31,970	\$405,912	\$148,518	\$1,043,178	\$4,050,834
Total Attending ADM: 617.808	Per ADM Amounts:	\$3,919	\$52	\$657	\$240	\$1,689	\$6,557
Ball Charter Schools (Val Vista)	078586000	\$1,175,292	\$79,608	\$304,299	\$91,610	\$705,336	\$2,356,145
Total Attending ADM: 266.293	Per ADM Amounts:	\$4,414	\$299	\$1,143	\$344	\$2,649	\$8,848
BASIS Schools, Inc.	078736000	\$4,555,742	\$60,893	\$2,730,335	\$388,238	\$263,469	\$7,998,677
Total Attending ADM: 1,152.430	Per ADM Amounts:	\$3,953	\$53	\$2,369	\$337	\$229	\$6,941
BASIS Schools, Inc.	078575000	\$2,475,217	\$130,833	\$1,724,001	\$277,774	\$159,704	\$4,767,529
Total Attending ADM: 564.195	Per ADM Amounts:	\$4,387	\$232	\$3,056	\$492	\$283	\$8,450

Current Expenditures for Charter Schools		Classroom Instruction	Classroom Supplies	Administration	Student Support Services	Other Support Services	Total Current Expenditures
Maricopa County							
BASIS Schools, Inc.	078588000	\$2,647,092	\$207,493	\$1,744,441	\$263,438	\$192,930	\$5,055,394
Total Attending ADM: 825.072	Per ADM Amounts:	\$3,208	\$251	\$2,114	\$319	\$234	\$6,127
BASIS Schools, Inc.	078589000	\$4,074,923	\$77,545	\$2,202,322	\$478,040	\$181,475	\$7,014,305
Total Attending ADM: 960.288	Per ADM Amounts:	\$4,243	\$81	\$2,293	\$498	\$189	\$7,304
BASIS Schools, Inc.	078403000	\$3,165,808	\$64,960	\$1,929,246	\$242,187	\$135,063	\$5,537,264
Total Attending ADM: 790.001	Per ADM Amounts:	\$4,007	\$82	\$2,442	\$307	\$171	\$7,009
BASIS Schools, Inc.	078212000	\$3,157,834	\$24,988	\$1,972,094	\$336,900	\$170,895	\$5,662,711
Total Attending ADM: 775.866	Per ADM Amounts:	\$4,070	\$32	\$2,542	\$434	\$220	\$7,299
BASIS Schools, Inc.	078225000	\$3,028,245	\$129,259	\$1,529,022	\$222,635	\$152,857	\$5,062,018
Total Attending ADM: 629.102	Per ADM Amounts:	\$4,814	\$205	\$2,430	\$354	\$243	\$8,046
BASIS Schools, Inc.	078231000	\$3,618,982	\$81,148	\$1,890,184	\$255,507	\$295,778	\$6,141,599
Total Attending ADM: 817.043	Per ADM Amounts:	\$4,429	\$99	\$2,313	\$313	\$362	\$7,517
BASIS Schools, Inc.	078269000	\$1,128,550	\$27,615	\$982,232	\$67,199	\$92,240	\$2,297,836
Total Attending ADM: 216.535	Per ADM Amounts:	\$5,212	\$128	\$4,536	\$310	\$426	\$10,612
BASIS Schools, Inc.	078268000	\$2,190,018	\$118,114	\$776,442	\$151,174	\$224,295	\$3,460,043
Total Attending ADM: 566.089	Per ADM Amounts:	\$3,869	\$209	\$1,372	\$267	\$396	\$6,112
BASIS Schools, Inc.	078272000	\$2,848,017	\$49,252	\$1,614,224	\$184,656	\$178,011	\$4,874,160
Total Attending ADM: 486.333	Per ADM Amounts:	\$5,856	\$101	\$3,319	\$380	\$366	\$10,022
BASIS Schools, Inc.	078273000	\$2,447,620	\$29,300	\$867,261	\$186,741	\$100,685	\$3,631,607
Total Attending ADM: 426.193	Per ADM Amounts:	\$5,743	\$69	\$2,035	\$438	\$236	\$8,521
BASIS Schools, Inc.	078236000	\$2,446,151	\$33,626	\$1,463,089	\$177,547	\$144,018	\$4,264,431
Total Attending ADM: 533.891	Per ADM Amounts:	\$4,582	\$63	\$2,740	\$333	\$270	\$7,987
BASIS Schools, Inc.	078283000	\$2,297,222	\$133,875	\$1,554,922	\$161,876	\$206,355	\$4,354,250
Total Attending ADM: 569.781	Per ADM Amounts:	\$4,032	\$235	\$2,729	\$284	\$362	\$7,642
BASIS Schools, Inc.	078282000	\$1,225,185	\$36,896	\$1,003,290	\$136,204	\$88,492	\$2,490,067
Total Attending ADM: 153.850	Per ADM Amounts:	\$7,964	\$240	\$6,521	\$885	\$575	\$16,185
Bell Canyon Charter School, Inc	078972000	\$887,904	\$62,336	\$902,254	\$262,708	\$406,683	\$2,521,885
Total Attending ADM: 332.023	Per ADM Amounts:	\$2,674	\$188	\$2,717	\$791	\$1,225	\$7,596
Benchmark School, Inc.	078766000	\$1,775,208	\$100,314	\$410,000	\$76,695	\$605,915	\$2,968,132
Total Attending ADM: 382.699	Per ADM Amounts:	\$4,639	\$262	\$1,071	\$200	\$1,583	\$7,756

Current Expenditures for Charter Schools		Classroom Instruction	Classroom Supplies	Administration	Student Support Services	Other Support Services	Total Current Expenditures
Maricopa County							
Benjamin Franklin Charter School	078754000	\$8,605,337	\$373,395	\$2,752,115	\$486,703	\$7,707,272	\$19,924,822
Total Attending ADM: 2,893.430	Per ADM Amounts:	\$2,974	\$129	\$951	\$168	\$2,664	\$6,886
Blueprint Education	078745000	\$1,199,268	\$38,539	\$801,451	\$582,620	\$486,484	\$3,108,362
Total Attending ADM: 427.283	Per ADM Amounts:	\$2,807	\$90	\$1,876	\$1,364	\$1,139	\$7,275
Boys & Girls Clubs of the East Valley dba Mesa Arts	078613000	\$1,356,707	\$116,910	\$206,539	\$89,548	\$406,641	\$2,176,345
Total Attending ADM: 221.916	Per ADM Amounts:	\$6,114	\$527	\$931	\$404	\$1,832	\$9,807
Bradley Academy of Excellence, Inc.	078746000	\$0	\$0	\$0	\$0	\$0	\$0
Total Attending ADM: 528.023	Per ADM Amounts:	\$0	\$0	\$0	\$0	\$0	\$0
Bright Beginnings School, Inc.	078762000	\$1,027,188	\$26,866	\$358,442	\$13,417	\$964,605	\$2,390,518
Total Attending ADM: 233.304	Per ADM Amounts:	\$4,403	\$115	\$1,536	\$58	\$4,135	\$10,246
CAFA, Inc. dba Learning Foundation and Performing	078565000	\$867,986	\$19,316	\$116,254	\$59,658	\$854,895	\$1,918,109
Total Attending ADM: 215.367	Per ADM Amounts:	\$4,030	\$90	\$540	\$277	\$3,969	\$8,906
CAFA, Inc. dba Learning Foundation and Performing	078564000	\$3,054,035	\$176,525	\$432,840	\$154,419	\$2,981,558	\$6,799,377
Total Attending ADM: 866.323	Per ADM Amounts:	\$3,525	\$204	\$500	\$178	\$3,442	\$7,849
CAFA, Inc. dba Learning Foundation Performing Arts	098749000	\$807,178	\$22,257	\$117,967	\$55,366	\$511,782	\$1,514,550
Total Attending ADM: 160.361	Per ADM Amounts:	\$5,034	\$139	\$736	\$345	\$3,191	\$9,445
Calibre Academy	078909000	\$1,636,464	\$185,277	\$803,736	\$61,483	\$1,631,801	\$4,318,761
Total Attending ADM: 473.739	Per ADM Amounts:	\$3,454	\$391	\$1,697	\$130	\$3,445	\$9,116
Cambridge Academy East, Inc	078768000	\$1,062,850	\$4,573	\$426,001	\$96,923	\$220,879	\$1,811,226
Total Attending ADM: 317.274	Per ADM Amounts:	\$3,350	\$14	\$1,343	\$305	\$696	\$5,709
Camelback Education, Inc	078959000	\$2,264,071	\$280,119	\$462,426	\$274,859	\$997,144	\$4,278,619
Total Attending ADM: 515.654	Per ADM Amounts:	\$4,391	\$543	\$897	\$533	\$1,934	\$8,297
Camino Montessori	078211000	\$270,229	\$10,791	\$161,445	\$56,196	\$331,828	\$830,489
Total Attending ADM: 81.628	Per ADM Amounts:	\$3,310	\$132	\$1,978	\$688	\$4,065	\$10,174
Candeo Schools, Inc.	078534000	\$2,066,717	\$124,203	\$458,062	\$74,512	\$1,194,921	\$3,918,415
Total Attending ADM: 541.113	Per ADM Amounts:	\$3,819	\$230	\$847	\$138	\$2,208	\$7,241
Career Success Schools	078524000	\$1,685,418	\$87,599	\$1,137,271	\$250,676	\$1,748,061	\$4,909,025
Total Attending ADM: 640.984	Per ADM Amounts:	\$2,629	\$137	\$1,774	\$391	\$2,727	\$7,659
CASA Academy	078218000	\$368,205	\$37,742	\$316,372	\$94,728	\$382,378	\$1,199,425
Total Attending ADM: 129.099	Per ADM Amounts:	\$2,852	\$292	\$2,451	\$734	\$2,962	\$9,291

Current Expenditures for Charter Schools		Classroom Instruction	Classroom Supplies	Administration	Student Support Services	Other Support Services	Total Current Expenditures
Maricopa County							
Challenge School, Inc.	078772000	\$2,381,833	\$76,724	\$864,812	\$218,036	\$651,122	\$4,192,527
Total Attending ADM: 457.816	Per ADM Amounts:	\$5,203	\$168	\$1,889	\$476	\$1,422	\$9,158
Challenger Basic School, Inc.	078957000	\$961,415	\$26,010	\$583,149	\$69,630	\$180,237	\$1,820,441
Total Attending ADM: 249.335	Per ADM Amounts:	\$3,856	\$104	\$2,339	\$279	\$723	\$7,301
Chandler Preparatory Academy	078515000	\$3,268,313	\$406,065	\$1,611,195	\$0	\$1,149,033	\$6,434,606
Total Attending ADM: 727.330	Per ADM Amounts:	\$4,494	\$558	\$2,215	\$0	\$1,580	\$8,847
Choice Academies, Inc.	078549000	\$3,494,537	\$90,836	\$1,125,596	\$153,695	\$2,239,436	\$7,104,100
Total Attending ADM: 812.637	Per ADM Amounts:	\$4,300	\$112	\$1,385	\$189	\$2,756	\$8,742
Cholla Academy	078995000	\$2,586,304	\$116,669	\$666,915	\$14,456	\$784,487	\$4,168,831
Total Attending ADM: 481.954	Per ADM Amounts:	\$5,366	\$242	\$1,384	\$30	\$1,628	\$8,650
Cicero Preparatory Academy	078249000	\$1,900,603	\$162,423	\$1,040,104	\$0	\$822,820	\$3,925,950
Total Attending ADM: 445.943	Per ADM Amounts:	\$4,262	\$364	\$2,332	\$0	\$1,845	\$8,804
Concordia Charter School, Inc.	078530000	\$563,967	\$12,392	\$231,420	\$103,055	\$151,882	\$1,062,716
Total Attending ADM: 98.029	Per ADM Amounts:	\$5,753	\$126	\$2,361	\$1,051	\$1,549	\$10,841
Cornerstone Charter School, Inc.	078994000	\$551,451	\$56,463	\$591,150	\$77,159	\$510,394	\$1,786,617
Total Attending ADM: 190.521	Per ADM Amounts:	\$2,894	\$296	\$3,103	\$405	\$2,679	\$9,378
Cortez Park Charter Middle School, Inc.	078975000	\$714,816	\$45,197	\$485,884	\$314,080	\$499,973	\$2,059,950
Total Attending ADM: 243.287	Per ADM Amounts:	\$2,938	\$186	\$1,997	\$1,291	\$2,055	\$8,467
Country Gardens Charter Schools	078513000	\$1,421,333	\$100,444	\$386,655	\$98,056	\$1,799,119	\$3,805,607
Total Attending ADM: 450.417	Per ADM Amounts:	\$3,156	\$223	\$858	\$218	\$3,994	\$8,449
Create Academy	078253000	\$394,163	\$15,355	\$296,956	\$68,129	\$426,017	\$1,200,620
Total Attending ADM: 118.023	Per ADM Amounts:	\$3,340	\$130	\$2,516	\$577	\$3,610	\$10,173
Crown Charter School, Inc.	078921000	\$919,280	\$194,333	\$425,870	\$28,090	\$370,362	\$1,937,935
Total Attending ADM: 300.170	Per ADM Amounts:	\$3,063	\$647	\$1,419	\$94	\$1,234	\$6,456
Daisy Education Corporation dba Paragon Science	078544000	\$1,888,444	\$56,426	\$660,070	\$35,351	\$784,403	\$3,424,694
Total Attending ADM: 480.950	Per ADM Amounts:	\$3,926	\$117	\$1,372	\$74	\$1,631	\$7,121
Daisy Education Corporation dba. Sonoran Science	078577000	\$963,989	\$72,283	\$433,824	\$44,255	\$896,541	\$2,410,892
Total Attending ADM: 267.391	Per ADM Amounts:	\$3,605	\$270	\$1,622	\$166	\$3,353	\$9,016
Deer Valley Charter Schools, Inc.	078934000	\$222,253	\$7,914	\$192,088	\$95,019	\$113,254	\$630,528
Total Attending ADM: 83.491	Per ADM Amounts:	\$2,662	\$95	\$2,301	\$1,138	\$1,356	\$7,552

Current Expenditures for Charter Schools		Classroom Instruction	Classroom Supplies	Administration	Student Support Services	Other Support Services	Total Current Expenditures
Maricopa County							
Desert Heights Charter Schools	078621000	\$2,141,301	\$128,622	\$967,581	\$110,160	\$2,668,933	\$6,016,597
Total Attending ADM: 835.953	Per ADM Amounts:	\$2,562	\$154	\$1,157	\$132	\$3,193	\$7,197
EAGLE College Prep Harmony, LLC	078202000	\$633,593	\$38,490	\$641,875	\$152,677	\$624,140	\$2,090,775
Total Attending ADM: 202.627	Per ADM Amounts:	\$3,127	\$190	\$3,168	\$753	\$3,080	\$10,318
EAGLE College Prep Maryvale, LLC	078222000	\$824,171	\$75,735	\$639,359	\$130,937	\$670,681	\$2,340,883
Total Attending ADM: 313.616	Per ADM Amounts:	\$2,628	\$241	\$2,039	\$418	\$2,139	\$7,464
EAGLE College Prep Mesa, LLC.	078223000	\$496,643	\$47,474	\$509,552	\$20,357	\$486,225	\$1,560,251
Total Attending ADM: 160.665	Per ADM Amounts:	\$3,091	\$295	\$3,172	\$127	\$3,026	\$9,711
EAGLE South Mountain Charter, Inc.	078541000	\$2,093,931	\$82,340	\$1,080,666	\$121,283	\$746,241	\$4,124,461
Total Attending ADM: 652.793	Per ADM Amounts:	\$3,208	\$126	\$1,655	\$186	\$1,143	\$6,318
East Mesa Charter Elementary School, Inc.	078509000	\$1,657,815	\$57,368	\$1,186,911	\$185,548	\$1,042,425	\$4,130,067
Total Attending ADM: 618.308	Per ADM Amounts:	\$2,681	\$93	\$1,920	\$300	\$1,686	\$6,680
East Valley Academy	078683000	\$79,968	\$2,664	\$8,320	\$26,761	\$12,083	\$129,796
Total Attending ADM: 17.834	Per ADM Amounts:	\$4,484	\$149	\$467	\$1,501	\$678	\$7,278
Edkey, Inc. - Arizona Conservatory for Arts and	078971000	\$1,662,795	\$42,867	\$522,066	\$16,994	\$726,396	\$2,971,118
Total Attending ADM: 376.825	Per ADM Amounts:	\$4,413	\$114	\$1,385	\$45	\$1,928	\$7,885
Edkey, Inc. - Pathfinder Academy	078742000	\$2,646,681	\$95,485	\$1,155,730	\$9,378	\$1,496,309	\$5,403,583
Total Attending ADM: 723.160	Per ADM Amounts:	\$3,660	\$132	\$1,598	\$13	\$2,069	\$7,472
Edkey, Inc. - Redwood Academy	078740000	\$975,675	\$18,206	\$392,425	\$23,966	\$571,618	\$1,981,890
Total Attending ADM: 249.542	Per ADM Amounts:	\$3,910	\$73	\$1,573	\$96	\$2,291	\$7,942
Edkey, Inc. - Sequoia Charter School	078915000	\$3,756,558	\$49,811	\$1,215,377	\$172,626	\$1,898,331	\$7,092,703
Total Attending ADM: 845.702	Per ADM Amounts:	\$4,442	\$59	\$1,437	\$204	\$2,245	\$8,387
Edkey, Inc. - Sequoia Choice Schools	078705000	\$2,947,064	\$168,425	\$1,497,589	\$112,362	\$1,099,368	\$5,824,808
Total Attending ADM: 771.006	Per ADM Amounts:	\$3,822	\$218	\$1,942	\$146	\$1,426	\$7,555
Edkey, Inc. - Sequoia Pathway Academy	078246000	\$3,489,280	\$151,128	\$1,552,779	\$42,997	\$1,475,699	\$6,711,883
Total Attending ADM: 1,073.858	Per ADM Amounts:	\$3,249	\$141	\$1,446	\$40	\$1,374	\$6,250
Edkey, Inc. - Sequoia School for the Deaf and Hard	078744000	\$1,321,477	\$23,221	\$452,208	\$99,571	\$623,955	\$2,520,432
Total Attending ADM: 111.697	Per ADM Amounts:	\$11,831	\$208	\$4,049	\$891	\$5,586	\$22,565
Edkey, Inc. - Sequoia Village School	078917000	\$1,629,030	\$12,879	\$744,028	\$28,361	\$1,230,511	\$3,644,809
Total Attending ADM: 493.871	Per ADM Amounts:	\$3,298	\$26	\$1,507	\$57	\$2,492	\$7,380

Current Expenditures for Charter Schools		Classroom Instruction	Classroom Supplies	Administration	Student Support Services	Other Support Services	Total Current Expenditures
Maricopa County							
Educational Options Foundation	078558000	\$1,230,702	\$34,909	\$199,585	\$83,082	\$792,699	\$2,340,977
Total Attending ADM: 696.978	Per ADM Amounts:	\$1,766	\$50	\$286	\$119	\$1,137	\$3,359
EduPreneurship, Inc.	078717000	\$264,724	\$9,141	\$128,931	\$89,607	\$149,948	\$642,351
Total Attending ADM: 59.220	Per ADM Amounts:	\$4,470	\$154	\$2,177	\$1,513	\$2,532	\$10,847
E-Institute Charter Schools, Inc.	078911000	\$1,719,419	\$33,279	\$2,247,313	\$17,478	\$1,451,944	\$5,469,433
Total Attending ADM: 748.464	Per ADM Amounts:	\$2,297	\$44	\$3,003	\$23	\$1,940	\$7,308
Employ-Ability Unlimited, Inc.	078664000	\$0	\$0	\$0	\$0	\$0	\$0
Total Attending ADM: 187.254	Per ADM Amounts:	\$0	\$0	\$0	\$0	\$0	\$0
Empower College Prep	078401000	\$3,009,407	\$247,107	\$523,849	\$425,928	\$1,517,951	\$5,724,242
Total Attending ADM: 385.566	Per ADM Amounts:	\$7,805	\$641	\$1,359	\$1,105	\$3,937	\$14,846
Espiritu Community Development Corp.	078711000	\$979,536	\$42,370	\$345,480	\$284,262	\$1,157,881	\$2,809,529
Total Attending ADM: 358.954	Per ADM Amounts:	\$2,729	\$118	\$962	\$792	\$3,226	\$7,827
Espiritu Community Development Corp.	078103000	\$1,444,948	\$61,351	\$662,630	\$249,084	\$697,639	\$3,115,652
Total Attending ADM: 530.156	Per ADM Amounts:	\$2,726	\$116	\$1,250	\$470	\$1,316	\$5,877
Espiritu Schools	078275000	\$114,945	\$29,529	\$212,486	\$105,981	\$479,567	\$942,508
Total Attending ADM: 53.537	Per ADM Amounts:	\$2,147	\$552	\$3,969	\$1,980	\$8,958	\$17,605
Estrella Educational Foundation	078239000	\$296,518	\$46,270	\$235,781	\$4,496	\$285,256	\$868,321
Total Attending ADM: 96.753	Per ADM Amounts:	\$3,065	\$478	\$2,437	\$46	\$2,948	\$8,975
Ethos Academy - A Challenge Foundation Academy	078254000	\$1,419,675	\$19,156	\$363,204	\$18,525	\$575,039	\$2,395,599
Total Attending ADM: 270.082	Per ADM Amounts:	\$5,256	\$71	\$1,345	\$69	\$2,129	\$8,870
Excalibur Charter Schools, Inc.	078901000	\$1,081,756	\$35,477	\$399,077	\$89,692	\$933,990	\$2,539,992
Total Attending ADM: 293.764	Per ADM Amounts:	\$3,682	\$121	\$1,358	\$305	\$3,179	\$8,646
Fit Kids, Inc. dba Champion Schools	078785000	\$3,718,969	\$278,950	\$1,388,633	\$1,701,684	\$4,228,193	\$11,316,429
Total Attending ADM: 1,012.024	Per ADM Amounts:	\$3,675	\$276	\$1,372	\$1,681	\$4,178	\$11,182
Florence Crittenton Services of Arizona, Inc.	078608000	\$578,185	\$497	\$232,228	\$109,077	\$263,931	\$1,183,918
Total Attending ADM: 117.739	Per ADM Amounts:	\$4,911	\$4	\$1,972	\$926	\$2,242	\$10,055
Foothills Academy	078628000	\$1,564,067	\$105,741	\$513,100	\$25,937	\$583,837	\$2,792,682
Total Attending ADM: 306.616	Per ADM Amounts:	\$5,101	\$345	\$1,673	\$85	\$1,904	\$9,108
Fountain Hills Charter School	078755000	\$228,098	\$2,900	\$75,080	\$1,261	\$272,619	\$579,958
Total Attending ADM: 68.294	Per ADM Amounts:	\$3,340	\$42	\$1,099	\$18	\$3,992	\$8,492

Current Expenditures for Charter Schools		Classroom Instruction	Classroom Supplies	Administration	Student Support Services	Other Support Services	Total Current Expenditures
Maricopa County							
Franklin Phonetic Primary School, Inc.	078263000	\$238,811	\$13,087	\$89,614	\$137,933	\$169,772	\$649,217
Total Attending ADM: 69.445	Per ADM Amounts:	\$3,439	\$188	\$1,290	\$1,986	\$2,445	\$9,349
Freedom Academy, Inc.	078528000	\$1,938,189	\$84,322	\$947,614	\$236,409	\$493,168	\$3,699,702
Total Attending ADM: 503.777	Per ADM Amounts:	\$3,847	\$167	\$1,881	\$469	\$979	\$7,344
Friendly House, Inc.	078611000	\$1,520,675	\$37,975	\$317,926	\$25,456	\$808,716	\$2,710,748
Total Attending ADM: 349.401	Per ADM Amounts:	\$4,352	\$109	\$910	\$73	\$2,315	\$7,758
GAR, LLC dba Student Choice High School	078679000	\$3,284,317	\$52,355	\$1,564,528	\$894,380	\$530,192	\$6,325,772
Total Attending ADM: 1,029.337	Per ADM Amounts:	\$3,191	\$51	\$1,520	\$869	\$515	\$6,145
Gem Charter School, Inc.	078774000	\$88,050	\$5,973	\$50,490	\$544	\$91,165	\$236,222
Total Attending ADM: 23.402	Per ADM Amounts:	\$3,762	\$255	\$2,158	\$23	\$3,896	\$10,094
Genesis Program, Inc.	078708000	\$528,408	\$1,573	\$276,599	\$1,915	\$87,374	\$895,869
Total Attending ADM: 86.148	Per ADM Amounts:	\$6,134	\$18	\$3,211	\$22	\$1,014	\$10,399
George Gervin Youth Center, Inc.	078585000	\$1,025,735	\$34,334	\$397,294	\$116,632	\$640,737	\$2,214,732
Total Attending ADM: 190.459	Per ADM Amounts:	\$5,386	\$180	\$2,086	\$612	\$3,364	\$11,628
Glendale Preparatory Academy	078540000	\$2,322,007	\$347,252	\$1,300,279	\$0	\$840,404	\$4,809,942
Total Attending ADM: 549.516	Per ADM Amounts:	\$4,226	\$632	\$2,366	\$0	\$1,529	\$8,753
Happy Valley East	078594000	\$1,580,367	\$82,603	\$506,706	\$207,529	\$1,183,663	\$3,560,868
Total Attending ADM: 484.410	Per ADM Amounts:	\$3,262	\$171	\$1,046	\$428	\$2,444	\$7,351
Happy Valley School, Inc.	078998000	\$2,061,282	\$125,805	\$774,979	\$47,518	\$1,242,152	\$4,251,736
Total Attending ADM: 498.033	Per ADM Amounts:	\$4,139	\$253	\$1,556	\$95	\$2,494	\$8,537
Heritage Academy Laveen, Inc.	078259000	\$176,372	\$156,054	\$263,411	\$37,233	\$598,465	\$1,231,535
Total Attending ADM: 471.229	Per ADM Amounts:	\$374	\$331	\$559	\$79	\$1,270	\$2,613
Heritage Academy Queen Creek, Inc.	078258000	\$1,869,157	\$73,225	\$976,861	\$688,752	\$0	\$3,607,995
Total Attending ADM: 484.988	Per ADM Amounts:	\$3,854	\$151	\$2,014	\$1,420	\$0	\$7,439
Heritage Academy, Inc.	078712000	\$2,863,200	\$6,600	\$429,625	\$92,684	\$879,971	\$4,272,080
Total Attending ADM: 682.747	Per ADM Amounts:	\$4,194	\$10	\$629	\$136	\$1,289	\$6,257
Heritage Elementary School	078985000	\$2,601,822	\$61,586	\$1,021,953	\$281,430	\$3,025,252	\$6,992,043
Total Attending ADM: 946.566	Per ADM Amounts:	\$2,749	\$65	\$1,080	\$297	\$3,196	\$7,387
Highland Prep	078244000	\$512,272	\$6,912	\$198,718	\$4,896	\$142,288	\$865,086
Total Attending ADM: 77.733	Per ADM Amounts:	\$6,590	\$89	\$2,556	\$63	\$1,830	\$11,129

Current Expenditures for Charter Schools		Classroom Instruction	Classroom Supplies	Administration	Student Support Services	Other Support Services	Total Current Expenditures
Maricopa County							
Hirsch Academy A Challenge Foundation	078204000	\$770,644	\$7,402	\$327,300	\$1,920	\$189,082	\$1,296,348
Total Attending ADM: 138.295	Per ADM Amounts:	\$5,572	\$54	\$2,367	\$14	\$1,367	\$9,374
Horizon Community Learning Center, Inc.	078752000	\$2,781,513	\$171,088	\$794,353	\$405,866	\$608,972	\$4,761,792
Total Attending ADM: 678.889	Per ADM Amounts:	\$4,097	\$252	\$1,170	\$598	\$897	\$7,014
Horizon Community Learning Center, Inc.	078233000	\$2,535,064	\$85,245	\$668,295	\$344,498	\$608,606	\$4,241,708
Total Attending ADM: 767.879	Per ADM Amounts:	\$3,301	\$111	\$870	\$449	\$793	\$5,524
Humanities and Sciences Academy of the United	078713000	\$1,271,329	\$33,962	\$333,437	\$12,013	\$35,570	\$1,686,311
Total Attending ADM: 266.658	Per ADM Amounts:	\$4,768	\$127	\$1,250	\$45	\$133	\$6,324
Imagine Avondale Elementary, Inc.	078535000	\$1,729,457	\$129,489	\$990,450	\$226,628	\$1,572,312	\$4,648,336
Total Attending ADM: 499.528	Per ADM Amounts:	\$3,462	\$259	\$1,983	\$454	\$3,148	\$9,305
Imagine Avondale Middle, Inc.	078553000	\$276,378	\$116,808	\$350,991	\$51,779	\$555,954	\$1,351,910
Total Attending ADM: 234.848	Per ADM Amounts:	\$1,177	\$497	\$1,495	\$220	\$2,367	\$5,757
Imagine Camelback Middle, Inc.	078531000	\$580,552	\$53,232	\$499,301	\$37,770	\$478,059	\$1,648,914
Total Attending ADM: 186.297	Per ADM Amounts:	\$3,116	\$286	\$2,680	\$203	\$2,566	\$8,851
Imagine Charter Elementary at Camelback, Inc.	078519000	\$1,520,711	\$81,967	\$1,125,948	\$98,930	\$1,295,286	\$4,122,842
Total Attending ADM: 408.682	Per ADM Amounts:	\$3,721	\$201	\$2,755	\$242	\$3,169	\$10,088
Imagine Charter Elementary at Desert West, Inc.	078520000	\$3,594,586	\$116,014	\$1,446,844	\$284,059	\$1,958,579	\$7,400,082
Total Attending ADM: 733.140	Per ADM Amounts:	\$4,903	\$158	\$1,973	\$387	\$2,671	\$10,094
Imagine Coolidge Elementary, Inc.	078536000	\$2,138,747	\$153,540	\$1,352,780	\$346,155	\$1,801,185	\$5,792,407
Total Attending ADM: 586.795	Per ADM Amounts:	\$3,645	\$262	\$2,305	\$590	\$3,070	\$9,871
Imagine Desert West Middle, Inc.	078532000	\$1,700,940	\$84,380	\$934,410	\$320,697	\$694,284	\$3,734,711
Total Attending ADM: 400.937	Per ADM Amounts:	\$4,242	\$210	\$2,331	\$800	\$1,732	\$9,315
Imagine Elementary at Tempe, Inc.	078523000	\$1,008,035	\$72,939	\$722,276	\$167,962	\$1,096,299	\$3,067,511
Total Attending ADM: 235.988	Per ADM Amounts:	\$4,272	\$309	\$3,061	\$712	\$4,646	\$12,999
Imagine Middle at East Mesa, Inc.	078521000	\$336,368	\$61,368	\$274,595	\$29,019	\$185,944	\$887,294
Total Attending ADM: 131.673	Per ADM Amounts:	\$2,555	\$466	\$2,085	\$220	\$1,412	\$6,739
Imagine Middle at Surprise, Inc.	078522000	\$1,099,150	\$45,837	\$700,499	\$39,394	\$1,084,521	\$2,969,401
Total Attending ADM: 383.197	Per ADM Amounts:	\$2,868	\$120	\$1,828	\$103	\$2,830	\$7,749
Imagine Prep Coolidge, Inc.	078547000	\$1,767,365	\$99,260	\$1,311,778	\$350,608	\$1,737,345	\$5,266,356
Total Attending ADM: 517.887	Per ADM Amounts:	\$3,413	\$192	\$2,533	\$677	\$3,355	\$10,169

Current Expenditures for Charter Schools		Classroom Instruction	Classroom Supplies	Administration	Student Support Services	Other Support Services	Total Current Expenditures
Maricopa County							
Imagine Prep Superstition, Inc.	078537000	\$896,972	\$79,747	\$865,753	\$82,847	\$1,329,749	\$3,255,068
Total Attending ADM: 378.609	Per ADM Amounts:	\$2,369	\$211	\$2,287	\$219	\$3,512	\$8,597
Imagine Prep Surprise, Inc.	078538000	\$1,123,789	\$66,353	\$899,130	\$147,560	\$858,884	\$3,095,716
Total Attending ADM: 348.573	Per ADM Amounts:	\$3,224	\$190	\$2,579	\$423	\$2,464	\$8,881
Imagine Superstition Middle, Inc.	078552000	\$465,051	\$16,930	\$375,825	\$28,407	\$611,205	\$1,497,418
Total Attending ADM: 162.341	Per ADM Amounts:	\$2,865	\$104	\$2,315	\$175	\$3,765	\$9,224
Incito Schools	078210000	\$817,667	\$92,271	\$930,928	\$211,023	\$1,503,880	\$3,555,769
Total Attending ADM: 366.978	Per ADM Amounts:	\$2,228	\$251	\$2,537	\$575	\$4,098	\$9,689
Integrity Education Incorporated	078751000	\$148,157	\$2,633	\$112,544	\$5,229	\$151,735	\$420,298
Total Attending ADM: 43.214	Per ADM Amounts:	\$3,428	\$61	\$2,604	\$121	\$3,511	\$9,726
Intelli-School, Inc.	078741000	\$186,499	\$689	\$441,443	\$47,533	\$133,227	\$809,391
Total Attending ADM: 93.828	Per ADM Amounts:	\$1,988	\$7	\$4,705	\$507	\$1,420	\$8,626
International Commerce Secondary Schools, Inc.	078710000	\$2,042,140	\$177,626	\$782,606	\$28,030	\$55,265	\$3,085,667
Total Attending ADM: 498.124	Per ADM Amounts:	\$4,100	\$357	\$1,571	\$56	\$111	\$6,195
James Madison Preparatory School	078795000	\$1,143,888	\$32,292	\$245,878	\$226,199	\$183,853	\$1,832,110
Total Attending ADM: 190.586	Per ADM Amounts:	\$6,002	\$169	\$1,290	\$1,187	\$965	\$9,613
James Sandoval Preparatory High School	078928000	\$145,942	\$12,446	\$140,239	\$12,091	\$106,963	\$417,681
Total Attending ADM: 91.217	Per ADM Amounts:	\$1,600	\$136	\$1,537	\$133	\$1,173	\$4,579
Kaizen Education Foundation dba Advance U	078240000	\$187,928	\$6,382	\$188,323	\$71,071	\$281,665	\$735,369
Total Attending ADM: 38.990	Per ADM Amounts:	\$4,820	\$164	\$4,830	\$1,823	\$7,224	\$18,860
Kaizen Education Foundation dba Discover U	078230000	\$542,207	\$5,122	\$318,885	\$106,240	\$538,903	\$1,511,357
Total Attending ADM: 162.932	Per ADM Amounts:	\$3,328	\$31	\$1,957	\$652	\$3,308	\$9,276
Kaizen Education Foundation dba El Dorado High	078718000	\$1,297,513	\$47,926	\$927,738	\$138,067	\$1,088,485	\$3,499,729
Total Attending ADM: 452.480	Per ADM Amounts:	\$2,868	\$106	\$2,050	\$305	\$2,406	\$7,735
Kaizen Education Foundation dba Gilbert Arts	078570000	\$472,338	\$9,424	\$206,446	\$102,273	\$456,431	\$1,246,912
Total Attending ADM: 133.014	Per ADM Amounts:	\$3,551	\$71	\$1,552	\$769	\$3,431	\$9,374
Kaizen Education Foundation dba Havasu	078580000	\$892,695	\$10,673	\$423,899	\$202,821	\$640,025	\$2,170,113
Total Attending ADM: 252.376	Per ADM Amounts:	\$3,537	\$42	\$1,680	\$804	\$2,536	\$8,599
Kaizen Education Foundation dba Liberty Arts	078571000	\$750,976	\$8,239	\$297,130	\$82,205	\$712,609	\$1,851,159
Total Attending ADM: 184.171	Per ADM Amounts:	\$4,078	\$45	\$1,613	\$446	\$3,869	\$10,051

Current Expenditures for Charter Schools		Classroom Instruction	Classroom Supplies	Administration	Student Support Services	Other Support Services	Total Current Expenditures
Maricopa County							
Kaizen Education Foundation dba Maya High	078949000	\$1,201,746	\$38,588	\$814,495	\$133,961	\$1,162,195	\$3,350,985
Total Attending ADM: 447.022	Per ADM Amounts:	\$2,688	\$86	\$1,822	\$300	\$2,600	\$7,496
Kaizen Education Foundation dba Mission Heights	078576000	\$885,885	\$31,379	\$561,334	\$77,646	\$1,115,306	\$2,671,550
Total Attending ADM: 321.631	Per ADM Amounts:	\$2,754	\$98	\$1,745	\$241	\$3,468	\$8,306
Kaizen Education Foundation dba South Pointe	078999000	\$890,098	\$9,585	\$409,449	\$120,723	\$948,108	\$2,377,963
Total Attending ADM: 264.783	Per ADM Amounts:	\$3,362	\$36	\$1,546	\$456	\$3,581	\$8,981
Kaizen Education Foundation dba South Pointe	078765000	\$390,817	\$10,015	\$342,194	\$147,502	\$517,344	\$1,407,872
Total Attending ADM: 166.722	Per ADM Amounts:	\$2,344	\$60	\$2,052	\$885	\$3,103	\$8,444
Kaizen Education Foundation dba Summit High	078952000	\$920,929	\$14,997	\$475,954	\$108,135	\$812,957	\$2,332,972
Total Attending ADM: 301.539	Per ADM Amounts:	\$3,054	\$50	\$1,578	\$359	\$2,696	\$7,737
Kaizen Education Foundation dba Tempe	078954000	\$229,747	\$1,355	\$126,934	\$18,294	\$235,682	\$612,012
Total Attending ADM: 68.723	Per ADM Amounts:	\$3,343	\$20	\$1,847	\$266	\$3,429	\$8,905
Kaizen Education Foundation dba Vista Grove	078567000	\$968,515	\$15,340	\$493,870	\$126,776	\$936,500	\$2,541,001
Total Attending ADM: 259.475	Per ADM Amounts:	\$3,733	\$59	\$1,903	\$489	\$3,609	\$9,793
Kaizen Education Foundation dba Vista Grove	078946000	\$181,202	\$10,856	\$149,894	\$63,948	\$203,741	\$609,641
Total Attending ADM: 72.936	Per ADM Amounts:	\$2,484	\$149	\$2,055	\$877	\$2,793	\$8,359
Keystone Montessori Charter School, Inc.	078779000	\$2,272,402	\$44,421	\$616,020	\$0	\$469,651	\$3,402,494
Total Attending ADM: 211.010	Per ADM Amounts:	\$10,769	\$211	\$2,919	\$0	\$2,226	\$16,125
Khalsa Montessori Elementary Schools	078759000	\$526,447	\$32,330	\$260,749	\$47,217	\$101,551	\$968,294
Total Attending ADM: 131.320	Per ADM Amounts:	\$4,009	\$246	\$1,986	\$360	\$773	\$7,374
LEAD Charter Schools	078968000	\$2,871,188	\$153,853	\$766,045	\$10,429	\$2,421,429	\$6,222,944
Total Attending ADM: 673.308	Per ADM Amounts:	\$4,264	\$229	\$1,138	\$15	\$3,596	\$9,242
Legacy Education Group	078507000	\$373,284	\$7,248	\$317,890	\$126,939	\$637,693	\$1,463,054
Total Attending ADM: 187.503	Per ADM Amounts:	\$1,991	\$39	\$1,695	\$677	\$3,401	\$7,803
Legacy Traditional Charter School - Laveen Village	078215000	\$3,238,669	\$114,627	\$1,870,381	\$487,341	\$2,108,671	\$7,819,689
Total Attending ADM: 1,072.278	Per ADM Amounts:	\$3,020	\$107	\$1,744	\$454	\$1,967	\$7,293
Legacy Traditional School - Avondale	078416000	\$3,576,879	\$119,092	\$1,996,948	\$546,990	\$2,226,730	\$8,466,639
Total Attending ADM: 1,240.841	Per ADM Amounts:	\$2,883	\$96	\$1,609	\$441	\$1,795	\$6,823
Legacy Traditional School - Chandler	078417000	\$3,580,481	\$103,418	\$2,026,312	\$598,450	\$2,555,120	\$8,863,781
Total Attending ADM: 1,117.828	Per ADM Amounts:	\$3,203	\$93	\$1,813	\$535	\$2,286	\$7,929

Current Expenditures for Charter Schools		Classroom Instruction	Classroom Supplies	Administration	Student Support Services	Other Support Services	Total Current Expenditures
Maricopa County							
Legacy Traditional School - Gilbert	078229000	\$3,326,733	\$117,963	\$1,813,527	\$418,205	\$1,910,153	\$7,586,581
Total Attending ADM: 1,016.618	Per ADM Amounts:	\$3,272	\$116	\$1,784	\$411	\$1,879	\$7,463
Legacy Traditional School - Glendale	078408000	\$3,517,203	\$135,117	\$1,820,654	\$632,394	\$1,744,292	\$7,849,660
Total Attending ADM: 1,066.299	Per ADM Amounts:	\$3,299	\$127	\$1,707	\$593	\$1,636	\$7,362
Legacy Traditional School - North Chandler	078409000	\$2,402,915	\$70,749	\$1,243,826	\$341,228	\$1,536,754	\$5,595,472
Total Attending ADM: 573.327	Per ADM Amounts:	\$4,191	\$123	\$2,169	\$595	\$2,680	\$9,760
Legacy Traditional School - Peoria	078407000	\$1,380,363	\$42,982	\$877,838	\$274,872	\$1,230,715	\$3,806,770
Total Attending ADM: 363.313	Per ADM Amounts:	\$3,799	\$118	\$2,416	\$757	\$3,387	\$10,478
Legacy Traditional School - Surprise	078274000	\$5,336,851	\$205,069	\$2,907,867	\$849,421	\$2,640,420	\$11,939,628
Total Attending ADM: 1,734.431	Per ADM Amounts:	\$3,077	\$118	\$1,677	\$490	\$1,522	\$6,884
Liberty Traditional Charter School	078784000	\$1,659,659	\$58,443	\$959,814	\$151,820	\$1,210,798	\$4,040,534
Total Attending ADM: 562.959	Per ADM Amounts:	\$2,948	\$104	\$1,705	\$270	\$2,151	\$7,177
Life Skills Center of Arizona, Inc.	078980000	\$0	\$0	\$0	\$0	\$0	\$0
Total Attending ADM: 181.005	Per ADM Amounts:	\$0	\$0	\$0	\$0	\$0	\$0
Lincoln Preparatory Academy	078235000	\$1,527,005	\$124,533	\$783,420	\$0	\$579,127	\$3,014,085
Total Attending ADM: 371.883	Per ADM Amounts:	\$4,106	\$335	\$2,107	\$0	\$1,557	\$8,105
Little Lamb Community School	078997000	\$1,320,819	\$90,021	\$200,636	\$186,507	\$531,135	\$2,329,118
Total Attending ADM: 231.390	Per ADM Amounts:	\$5,708	\$389	\$867	\$806	\$2,295	\$10,066
Madison Highland Prep	078219000	\$1,753,006	\$219,568	\$739,961	\$8,569	\$1,036,730	\$3,757,834
Total Attending ADM: 449.127	Per ADM Amounts:	\$3,903	\$489	\$1,648	\$19	\$2,308	\$8,367
Maricopa County Community College District dba	078647000	\$1,418,035	\$125,886	\$442,564	\$98,137	\$183,592	\$2,268,214
Total Attending ADM: 255.639	Per ADM Amounts:	\$5,547	\$492	\$1,731	\$384	\$718	\$8,873
Maryvale Preparatory Academy	078592000	\$2,305,383	\$135,463	\$1,283,075	\$0	\$323,011	\$4,046,932
Total Attending ADM: 459.879	Per ADM Amounts:	\$5,013	\$295	\$2,790	\$0	\$702	\$8,800
MCCCD on behalf of Phoenix College Preparatory	078743000	\$679,607	\$189,269	\$220,361	\$91,724	\$139,223	\$1,320,184
Total Attending ADM: 168.605	Per ADM Amounts:	\$4,031	\$1,123	\$1,307	\$544	\$826	\$7,830
Metropolitan Arts Institute, Inc.	078906000	\$985,612	\$120,957	\$525,695	\$88,134	\$406,261	\$2,126,659
Total Attending ADM: 250.663	Per ADM Amounts:	\$3,932	\$483	\$2,097	\$352	\$1,621	\$8,484
Midtown Primary School	078976000	\$533,657	\$20,995	\$129,233	\$188,376	\$153,848	\$1,026,109
Total Attending ADM: 104.986	Per ADM Amounts:	\$5,083	\$200	\$1,231	\$1,794	\$1,465	\$9,774

Current Expenditures for Charter Schools		Classroom Instruction	Classroom Supplies	Administration	Student Support Services	Other Support Services	Total Current Expenditures
Maricopa County							
Milestones Charter School	078791000	\$805,851	\$37,628	\$204,339	\$339,812	\$1,606,653	\$2,994,283
Total Attending ADM: 220.150	Per ADM Amounts:	\$3,660	\$171	\$928	\$1,544	\$7,298	\$13,601
Montessori Academy, Inc.	078977000	\$1,198,980	\$22,440	\$388,163	\$113,391	\$183,472	\$1,906,446
Total Attending ADM: 156.644	Per ADM Amounts:	\$7,654	\$143	\$2,478	\$724	\$1,171	\$12,171
Montessori Day Public Schools Chartered, Inc.	078758000	\$1,031,319	\$70,960	\$321,565	\$364	\$819,234	\$2,243,442
Total Attending ADM: 269.162	Per ADM Amounts:	\$3,832	\$264	\$1,195	\$1	\$3,044	\$8,335
Montessori Education Centre Charter School	078763000	\$1,873,807	\$156,343	\$187,256	\$256,704	\$557,969	\$3,032,079
Total Attending ADM: 429.643	Per ADM Amounts:	\$4,361	\$364	\$436	\$597	\$1,299	\$7,057
Montessori House, Inc.	078936000	\$224,723	\$13,965	\$47,853	\$22,590	\$34,563	\$343,694
Total Attending ADM: 50.559	Per ADM Amounts:	\$4,445	\$276	\$946	\$447	\$684	\$6,798
Morrison Education Group, Inc.	078556000	\$1,187,866	\$40,157	\$459,174	\$39,977	\$488,932	\$2,216,106
Total Attending ADM: 275.710	Per ADM Amounts:	\$4,308	\$146	\$1,665	\$145	\$1,773	\$8,038
New Horizon School for the Performing Arts	078771000	\$562,136	\$81,553	\$385,365	\$91,070	\$357,980	\$1,478,104
Total Attending ADM: 146.196	Per ADM Amounts:	\$3,845	\$558	\$2,636	\$623	\$2,449	\$10,110
New School For The Arts	078903000	\$625,860	\$48,600	\$414,494	\$38,104	\$191,064	\$1,318,122
Total Attending ADM: 175.960	Per ADM Amounts:	\$3,557	\$276	\$2,356	\$217	\$1,086	\$7,491
New School for the Arts Middle School	078981000	\$243,844	\$33,672	\$124,867	\$25,049	\$122,959	\$550,391
Total Attending ADM: 75.108	Per ADM Amounts:	\$3,247	\$448	\$1,662	\$334	\$1,637	\$7,328
New World Educational Center	078760000	\$861,407	\$32,201	\$282,659	\$100,874	\$478,099	\$1,755,240
Total Attending ADM: 195.606	Per ADM Amounts:	\$4,404	\$165	\$1,445	\$516	\$2,444	\$8,973
Noah Webster Schools - Mesa	078930000	\$3,083,220	\$90,751	\$1,125,574	\$1,276,826	\$1,911,907	\$7,488,278
Total Attending ADM: 948.961	Per ADM Amounts:	\$3,249	\$96	\$1,186	\$1,345	\$2,015	\$7,891
Noah Webster Schools-Pima	078261000	\$1,466,052	\$36,017	\$207,275	\$207,846	\$1,815,195	\$3,732,385
Total Attending ADM: 409.127	Per ADM Amounts:	\$3,583	\$88	\$507	\$508	\$4,437	\$9,123
North Phoenix Preparatory Academy	078584000	\$1,816,088	\$178,345	\$995,690	\$0	\$586,602	\$3,576,725
Total Attending ADM: 392.548	Per ADM Amounts:	\$4,626	\$454	\$2,536	\$0	\$1,494	\$9,112
North Star Charter School, Inc.	078945000	\$1,967,344	\$67,480	\$521,767	\$1	\$306,321	\$2,862,913
Total Attending ADM: 424.098	Per ADM Amounts:	\$4,639	\$159	\$1,230	\$0	\$722	\$6,751
Ombudsman Educational Services, Ltd., a subsidiary	078767000	\$4,143,858	\$194,456	\$3,579,087	\$1	\$1,902,319	\$9,819,721
Total Attending ADM: 1,477.925	Per ADM Amounts:	\$2,804	\$132	\$2,422	\$0	\$1,287	\$6,644

Current Expenditures for Charter Schools		Classroom Instruction	Classroom Supplies	Administration	Student Support Services	Other Support Services	Total Current Expenditures
Maricopa County							
P.L.C. Charter Schools	078907000	\$3,137,303	\$326,470	\$175,937	\$889,733	\$3,382,624	\$7,912,067
Total Attending ADM: 1,055.001	Per ADM Amounts:	\$2,974	\$309	\$167	\$843	\$3,206	\$7,500
Painted Desert Montessori, LLC	078278000	\$1,158,742	\$124,400	\$380,723	\$245,368	\$971,280	\$2,880,513
Total Attending ADM: 324.253	Per ADM Amounts:	\$3,574	\$384	\$1,174	\$757	\$2,995	\$8,884
Pan-American Elementary Charter	078940000	\$3,019,342	\$192,945	\$1,219,708	\$160,026	\$1,149,815	\$5,741,836
Total Attending ADM: 663.972	Per ADM Amounts:	\$4,547	\$291	\$1,837	\$241	\$1,732	\$8,648
Paragon Management, Inc.	078912000	\$9,604,337	\$592,856	\$2,273,847	\$895,878	\$2,097,441	\$15,464,359
Total Attending ADM: 2,387.387	Per ADM Amounts:	\$4,023	\$248	\$952	\$375	\$879	\$6,478
Paramount Education Studies Inc	078905000	\$466,987	\$8,286	\$699,504	\$112,086	\$682,396	\$1,969,259
Total Attending ADM: 318.759	Per ADM Amounts:	\$1,465	\$26	\$2,194	\$352	\$2,141	\$6,178
PAS Charter, Inc., dba Intelli-School	078963000	\$397,760	\$1,927	\$965,201	\$145,462	\$290,599	\$1,800,949
Total Attending ADM: 213.146	Per ADM Amounts:	\$1,866	\$9	\$4,528	\$682	\$1,363	\$8,449
Pathfinder Charter School Foundation	078792000	\$1,302,587	\$90,178	\$1,046,865	\$122,650	\$1,325,941	\$3,888,221
Total Attending ADM: 547.473	Per ADM Amounts:	\$2,379	\$165	\$1,912	\$224	\$2,422	\$7,102
Pathways In Education-Arizona, Inc.	078216000	\$531,181	\$68,455	\$300,402	\$125,492	\$229,503	\$1,255,033
Total Attending ADM: 100.235	Per ADM Amounts:	\$5,299	\$683	\$2,997	\$1,252	\$2,290	\$12,521
Pathways KM Charter Schools, Inc	078280000	\$28,375	\$1	\$20,942	\$400	\$8,212	\$57,930
Total Attending ADM: 10.035	Per ADM Amounts:	\$2,828	\$0	\$2,087	\$40	\$818	\$5,773
Pensar Academy	078238000	\$615,485	\$191,950	\$278,204	\$2,558	\$591,142	\$1,679,339
Total Attending ADM: 142.409	Per ADM Amounts:	\$4,322	\$1,348	\$1,954	\$18	\$4,151	\$11,792
Phoenix Advantage Charter School, Inc.	078714000	\$1,174,375	\$49,299	\$495,424	\$102,893	\$1,393,272	\$3,215,263
Total Attending ADM: 302.872	Per ADM Amounts:	\$3,877	\$163	\$1,636	\$340	\$4,600	\$10,616
Phoenix Collegiate Academy Elementary, LLC	078267000	\$484,417	\$71,838	\$293,831	\$14,393	\$310,522	\$1,175,001
Total Attending ADM: 169.909	Per ADM Amounts:	\$2,851	\$423	\$1,729	\$85	\$1,828	\$6,915
Phoenix Collegiate Academy High LLC	078277000	\$537,661	\$20,841	\$343,396	\$110,075	\$416,812	\$1,428,785
Total Attending ADM: 144.582	Per ADM Amounts:	\$3,719	\$144	\$2,375	\$761	\$2,883	\$9,882
Phoenix Collegiate Academy, Inc.	078559000	\$460,595	\$44,065	\$931,439	\$127,221	\$827,531	\$2,390,851
Total Attending ADM: 163.732	Per ADM Amounts:	\$2,813	\$269	\$5,689	\$777	\$5,054	\$14,602
Phoenix Education Management, LLC,	078716000	\$3,020,013	\$368,701	\$1,209,496	\$293,649	\$2,267,197	\$7,159,056
Total Attending ADM: 670.992	Per ADM Amounts:	\$4,501	\$549	\$1,803	\$438	\$3,379	\$10,669

Current Expenditures for Charter Schools		Classroom Instruction	Classroom Supplies	Administration	Student Support Services	Other Support Services	Total Current Expenditures
Maricopa County							
Phoenix School of Academic Excellence The	078776000	\$384,107	\$25,488	\$274,795	\$45,091	\$434,176	\$1,163,657
Total Attending ADM: 121.140	Per ADM Amounts:	\$3,171	\$210	\$2,268	\$372	\$3,584	\$9,606
Pillar Charter School	078504000	\$172,035	\$19,486	\$91,280	\$19,040	\$43,785	\$345,626
Total Attending ADM: 37.289	Per ADM Amounts:	\$4,614	\$523	\$2,448	\$511	\$1,174	\$9,269
Pinnacle Education-Tempe, Inc.	078726000	\$548,365	\$23,263	\$240,825	\$172,434	\$1,114,062	\$2,098,949
Total Attending ADM: 960.931	Per ADM Amounts:	\$571	\$24	\$251	\$179	\$1,159	\$2,184
Pinnacle Education-WMCB, Inc.	078920000	\$27,160	\$798	\$5,528	\$5,841	\$90,039	\$129,366
Total Attending ADM: 141.926	Per ADM Amounts:	\$191	\$6	\$39	\$41	\$634	\$912
Pioneer Preparatory School	078550000	\$2,381,235	\$128,977	\$570,887	\$152,883	\$1,007,418	\$4,241,400
Total Attending ADM: 546.322	Per ADM Amounts:	\$4,359	\$236	\$1,045	\$280	\$1,844	\$7,764
PLC Arts Academy at Scottsdale, Inc.	078598000	\$606,271	\$20,834	\$174,122	\$73,158	\$461,558	\$1,335,943
Total Attending ADM: 112.095	Per ADM Amounts:	\$5,409	\$186	\$1,553	\$653	\$4,118	\$11,918
Pointe Educational Services	078925000	\$3,259,580	\$160,021	\$1,126,232	\$308,582	\$1,263,662	\$6,118,077
Total Attending ADM: 1,143.056	Per ADM Amounts:	\$2,852	\$140	\$985	\$270	\$1,106	\$5,352
Premier Charter High School	078939000	\$751,469	\$56,546	\$274,843	\$387,709	\$726,978	\$2,197,545
Total Attending ADM: 228.395	Per ADM Amounts:	\$3,290	\$248	\$1,203	\$1,698	\$3,183	\$9,622
Reid Traditional Schools' Painted Rock Academy	078209000	\$2,303,963	\$65,142	\$601,171	\$52,961	\$524,625	\$3,547,862
Total Attending ADM: 570.278	Per ADM Amounts:	\$4,040	\$114	\$1,054	\$93	\$920	\$6,221
Reid Traditional Schools' Valley Academy, Inc.	078749000	\$2,829,445	\$63,285	\$799,748	\$63,639	\$462,352	\$4,218,469
Total Attending ADM: 716.875	Per ADM Amounts:	\$3,947	\$88	\$1,116	\$89	\$645	\$5,885
Research Based Education Corporation	078560000	\$388,921	\$33,142	\$142,630	\$46,255	\$528,661	\$1,139,609
Total Attending ADM: 114.323	Per ADM Amounts:	\$3,402	\$290	\$1,248	\$405	\$4,624	\$9,968
Ridgeline Academy, Inc.	078609000	\$2,212,661	\$136,457	\$524,755	\$138,869	\$800,408	\$3,813,150
Total Attending ADM: 551.900	Per ADM Amounts:	\$4,009	\$247	\$951	\$252	\$1,450	\$6,909
Rosefield Charter Elementary School, Inc.	078508000	\$2,033,713	\$131,401	\$1,350,882	\$329,416	\$1,410,573	\$5,255,985
Total Attending ADM: 705.430	Per ADM Amounts:	\$2,883	\$186	\$1,915	\$467	\$2,000	\$7,451
RSD Charter School, Inc.	078735000	\$312,581	\$10,615	\$89,476	\$20,000	\$284,999	\$717,671
Total Attending ADM: 100.555	Per ADM Amounts:	\$3,109	\$106	\$890	\$199	\$2,834	\$7,137
Sage Academy, Inc.	078688000	\$353,268	\$31,547	\$109,988	\$27,671	\$728,137	\$1,250,611
Total Attending ADM: 107.896	Per ADM Amounts:	\$3,274	\$292	\$1,019	\$256	\$6,749	\$11,591

Current Expenditures for Charter Schools		Classroom Instruction	Classroom Supplies	Administration	Student Support Services	Other Support Services	Total Current Expenditures
Maricopa County							
Salt River Pima-Maricopa Community Schools	078656000	\$2,163,573	\$67,593	\$990,710	\$425,466	\$1	\$3,647,343
Total Attending ADM: 295.355	Per ADM Amounts:	\$7,325	\$229	\$3,354	\$1,441	\$0	\$12,349
San Tan Montessori School, Inc.	078539000	\$2,169,476	\$201,841	\$548,707	\$1,000	\$2,976,987	\$5,898,011
Total Attending ADM: 792.495	Per ADM Amounts:	\$2,738	\$255	\$692	\$1	\$3,756	\$7,442
SC Jensen Corporation, Inc. dba Intelli-School	078962000	\$173,370	\$709	\$372,175	\$51,255	\$100,443	\$697,952
Total Attending ADM: 74.387	Per ADM Amounts:	\$2,331	\$10	\$5,003	\$689	\$1,350	\$9,383
Scottsdale Country Day School	078243000	\$620,197	\$45,402	\$243,707	\$134,652	\$341,126	\$1,385,084
Total Attending ADM: 149.170	Per ADM Amounts:	\$4,158	\$304	\$1,634	\$903	\$2,287	\$9,285
Scottsdale Preparatory Academy	078533000	\$3,947,508	\$513,641	\$1,830,428	\$0	\$1,510,212	\$7,801,789
Total Attending ADM: 859.191	Per ADM Amounts:	\$4,594	\$598	\$2,130	\$0	\$1,758	\$9,080
Self Development Academy-Phoenix	078256000	\$1,091,284	\$42,419	\$435,264	\$46,132	\$1,022,773	\$2,637,872
Total Attending ADM: 303.927	Per ADM Amounts:	\$3,591	\$140	\$1,432	\$152	\$3,365	\$8,679
Self Development Charter School	078796000	\$1,567,666	\$52,329	\$501,816	\$23,262	\$923,540	\$3,068,613
Total Attending ADM: 417.532	Per ADM Amounts:	\$3,755	\$125	\$1,202	\$56	\$2,212	\$7,349
Skyline Gila River Schools, LLC	078566000	\$928,455	\$11,525	\$625,169	\$124,199	\$1,019,975	\$2,709,323
Total Attending ADM: 147.772	Per ADM Amounts:	\$6,283	\$78	\$4,231	\$840	\$6,902	\$18,334
Skyline Schools, Inc.	078914000	\$530,114	\$15,246	\$294,602	\$77,918	\$1,274,789	\$2,192,669
Total Attending ADM: 141.725	Per ADM Amounts:	\$3,740	\$108	\$2,079	\$550	\$8,995	\$15,471
Sonoran Desert School	078786000	\$127,864	\$12,087	\$27,730	\$300	\$156,222	\$324,203
Total Attending ADM: 30.069	Per ADM Amounts:	\$4,252	\$402	\$922	\$10	\$5,195	\$10,782
South Phoenix Academy Inc.	078599000	\$904,890	\$2,981	\$285,499	\$96,370	\$1,232,140	\$2,521,880
Total Attending ADM: 247.653	Per ADM Amounts:	\$3,654	\$12	\$1,153	\$389	\$4,975	\$10,183
South Valley Academy, Inc.	078578000	\$844,936	\$4,242	\$316,604	\$126,554	\$867,536	\$2,159,872
Total Attending ADM: 226.983	Per ADM Amounts:	\$3,722	\$19	\$1,395	\$558	\$3,822	\$9,516
Southwest Leadership Academy	078228000	\$657,216	\$104,343	\$338,692	\$171,967	\$89,748	\$1,361,966
Total Attending ADM: 331.886	Per ADM Amounts:	\$1,980	\$314	\$1,021	\$518	\$270	\$4,104
StarShine Academy	078992000	\$0	\$0	\$0	\$0	\$0	\$0
Total Attending ADM: 91.346	Per ADM Amounts:	\$0	\$0	\$0	\$0	\$0	\$0
STEP UP Schools, Inc.	078634000	\$433,953	\$24,938	\$141,645	\$82,668	\$133,480	\$816,684
Total Attending ADM: 85.720	Per ADM Amounts:	\$5,062	\$291	\$1,652	\$964	\$1,557	\$9,527

Current Expenditures for Charter Schools		Classroom Instruction	Classroom Supplies	Administration	Student Support Services	Other Support Services	Total Current Expenditures
Maricopa County							
Stepping Stones Academy	078781000	\$950,408	\$97,369	\$307,146	\$566	\$269,429	\$1,624,918
Total Attending ADM: 202.586	Per ADM Amounts:	\$4,691	\$481	\$1,516	\$3	\$1,330	\$8,021
Success School	078924000	\$3,531,607	\$159,505	\$704,481	\$448,528	\$1,223,549	\$6,067,670
Total Attending ADM: 695.575	Per ADM Amounts:	\$5,077	\$229	\$1,013	\$645	\$1,759	\$8,723
Synergy Public School, Inc.	078237000	\$795,612	\$89,374	\$296,395	\$69,310	\$912,363	\$2,163,054
Total Attending ADM: 240.094	Per ADM Amounts:	\$3,314	\$372	\$1,234	\$289	\$3,800	\$9,009
SySTEM Schools	078217000	\$0	\$0	\$0	\$0	\$0	\$0
Total Attending ADM: 110.413	Per ADM Amounts:	\$0	\$0	\$0	\$0	\$0	\$0
Teleos Preparatory Academy	078551000	\$1,449,274	\$58,465	\$938,768	\$0	\$263,164	\$2,709,671
Total Attending ADM: 200.071	Per ADM Amounts:	\$7,244	\$292	\$4,692	\$0	\$1,315	\$13,544
Tempe Preparatory Academy	078761000	\$2,035,857	\$40,788	\$646,571	\$101,124	\$874,278	\$3,698,618
Total Attending ADM: 432.268	Per ADM Amounts:	\$4,710	\$94	\$1,496	\$234	\$2,023	\$8,556
The Farm at Mission Montessori Academy	078213000	\$168,489	\$11,528	\$75,928	\$65,534	\$105,480	\$426,959
Total Attending ADM: 32.670	Per ADM Amounts:	\$5,157	\$353	\$2,324	\$2,006	\$3,229	\$13,069
The Odyssey Preparatory Academy, Inc.	078561000	\$9,436,624	\$438,108	\$1,366,368	\$1,591,832	\$5,832,658	\$18,665,590
Total Attending ADM: 2,865.143	Per ADM Amounts:	\$3,294	\$153	\$477	\$556	\$2,036	\$6,515
The Paideia Academies, Inc	078206000	\$1,997,984	\$140,024	\$742,017	\$344,582	\$2,339,681	\$5,564,288
Total Attending ADM: 730.155	Per ADM Amounts:	\$2,736	\$192	\$1,016	\$472	\$3,204	\$7,621
Trivium Preparatory Academy	078591000	\$3,212,091	\$366,669	\$1,486,199	\$0	\$1,050,275	\$6,115,234
Total Attending ADM: 739.543	Per ADM Amounts:	\$4,343	\$496	\$2,010	\$0	\$1,420	\$8,269
Twenty First Century Charter School, Inc. Bennett	078630000	\$723,300	\$22,604	\$469,598	\$155,536	\$585,289	\$1,956,327
Total Attending ADM: 254.438	Per ADM Amounts:	\$2,843	\$89	\$1,846	\$611	\$2,300	\$7,689
Valley of the Sun Waldorf Education Association,	078964000	\$1,122,318	\$86,362	\$663,628	\$369,746	\$253,781	\$2,495,835
Total Attending ADM: 316.452	Per ADM Amounts:	\$3,547	\$273	\$2,097	\$1,168	\$802	\$7,887
Vector School District, Inc.	078562000	\$797,172	\$6,813	\$261,279	\$68,060	\$1,002,610	\$2,135,934
Total Attending ADM: 173.827	Per ADM Amounts:	\$4,586	\$39	\$1,503	\$392	\$5,768	\$12,288
Veritas Preparatory Academy	078984000	\$3,539,784	\$352,969	\$1,746,890	\$0	\$1,186,342	\$6,825,985
Total Attending ADM: 721.317	Per ADM Amounts:	\$4,907	\$489	\$2,422	\$0	\$1,645	\$9,463
Victory Collegiate Academy Corporation	078410000	\$806,143	\$23,109	\$226,081	\$100,629	\$618,501	\$1,774,463
Total Attending ADM: 192.269	Per ADM Amounts:	\$4,193	\$120	\$1,176	\$523	\$3,217	\$9,229

Current Expenditures for Charter Schools		Classroom Instruction	Classroom Supplies	Administration	Student Support Services	Other Support Services	Total Current Expenditures
Maricopa County							
Victory High School, Inc.	078757000	\$64,208	\$3,249	\$57,623	\$11,581	\$72,147	\$208,808
Total Attending ADM: 32.268	Per ADM Amounts:	\$1,990	\$101	\$1,786	\$359	\$2,236	\$6,471
Villa Montessori Charter School	078715000	\$2,017,585	\$164,612	\$1,029,106	\$4,360	\$2,947,349	\$6,163,012
Total Attending ADM: 462.699	Per ADM Amounts:	\$4,360	\$356	\$2,224	\$9	\$6,370	\$13,320
Vista Charter School	078960000	\$19,505	\$0	\$121,302	\$3,480	\$73,479	\$217,766
Total Attending ADM: 14.413	Per ADM Amounts:	\$1,353	\$0	\$8,416	\$241	\$5,098	\$15,109
Vista College Preparatory, Inc.	078224000	\$1,173,663	\$168,697	\$1,305,751	\$140,148	\$994,297	\$3,782,556
Total Attending ADM: 332.733	Per ADM Amounts:	\$3,527	\$507	\$3,924	\$421	\$2,988	\$11,368
West Gilbert Charter Elementary School, Inc.	078935000	\$913,141	\$30,106	\$784,852	\$59,771	\$255,362	\$2,043,232
Total Attending ADM: 237.055	Per ADM Amounts:	\$3,852	\$127	\$3,311	\$252	\$1,077	\$8,619
West Gilbert Charter Middle School, Inc.	078974000	\$387,168	\$19,374	\$199,024	\$32,465	\$65,580	\$703,611
Total Attending ADM: 75.669	Per ADM Amounts:	\$5,117	\$256	\$2,630	\$429	\$867	\$9,299
West Valley Arts and Technology Academy, Inc.	078548000	\$1,208,333	\$31,890	\$667,112	\$25,123	\$562,923	\$2,495,381
Total Attending ADM: 332.074	Per ADM Amounts:	\$3,639	\$96	\$2,009	\$76	\$1,695	\$7,515
Western School of Science and Technology, Inc.	078221000	\$2,518,262	\$86,185	\$785,238	\$58,375	\$863,187	\$4,311,247
Total Attending ADM: 561.702	Per ADM Amounts:	\$4,483	\$153	\$1,398	\$104	\$1,537	\$7,675
Maricopa Totals		\$505,992,838	\$26,389,248	\$228,087,106	\$53,432,471	\$259,909,127	\$1,073,810,790
Total Attending ADM: 135,476.032	Per ADM Amounts:	\$3,735	\$195	\$1,684	\$394	\$1,918	\$7,926

Current Expenditures for Charter Schools		Classroom Instruction	Classroom Supplies	Administration	Student Support Services	Other Support Services	Total Current Expenditures
Mohave County							
Academy of Building Industries, Inc.	088704000	\$590,017	\$51,098	\$158,662	\$8,642	\$268,575	\$1,076,994
Total Attending ADM: 118.656	Per ADM Amounts:	\$4,973	\$431	\$1,337	\$73	\$2,263	\$9,077
Desert Star Academy	088705000	\$1,325,642	\$169,668	\$869,327	\$278,719	\$89,459	\$2,732,815
Total Attending ADM: 372.369	Per ADM Amounts:	\$3,560	\$456	\$2,335	\$749	\$240	\$7,339
Kingman Academy Of Learning	088620000	\$5,643,563	\$450,409	\$1,699,567	\$307,279	\$1,734,079	\$9,834,897
Total Attending ADM: 1,300.226	Per ADM Amounts:	\$4,340	\$346	\$1,307	\$236	\$1,334	\$7,564
Masada Charter School, Inc.	088759000	\$2,169,886	\$112,178	\$622,708	\$162,506	\$826,330	\$3,893,608
Total Attending ADM: 485.192	Per ADM Amounts:	\$4,472	\$231	\$1,283	\$335	\$1,703	\$8,025
Mohave Accelerated Elementary School, Inc.	088703000	\$1,656,544	\$75,639	\$1,380,010	\$151,101	\$117,090	\$3,380,384
Total Attending ADM: 477.607	Per ADM Amounts:	\$3,468	\$158	\$2,889	\$316	\$245	\$7,078
Mohave Accelerated Learning Center	088758000	\$1,372,153	\$27,660	\$704,199	\$314,235	\$1,314,171	\$3,732,418
Total Attending ADM: 476.635	Per ADM Amounts:	\$2,879	\$58	\$1,477	\$659	\$2,757	\$7,831
Telesis Center for Learning, Inc.	088702000	\$1,513,407	\$191,511	\$777,085	\$265,966	\$617,064	\$3,365,033
Total Attending ADM: 400.904	Per ADM Amounts:	\$3,775	\$478	\$1,938	\$663	\$1,539	\$8,394
Young Scholars Academy Charter School Corp.	088755000	\$1,509,864	\$146,025	\$296,450	\$342,854	\$310,518	\$2,605,711
Total Attending ADM: 378.282	Per ADM Amounts:	\$3,991	\$386	\$784	\$906	\$821	\$6,888
Mohave Totals		\$15,781,076	\$1,224,188	\$6,508,008	\$1,831,302	\$5,277,286	\$30,621,860
Total Attending ADM: 4,009.871	Per ADM Amounts:	\$3,936	\$305	\$1,623	\$457	\$1,316	\$7,637

Current Expenditures for Charter Schools		Classroom Instruction	Classroom Supplies	Administration	Student Support Services	Other Support Services	Total Current Expenditures
Navajo County							
Career Development, Inc.	098745000	\$218,830	\$11,752	\$135,639	\$33,655	\$254,872	\$654,748
Total Attending ADM: 51.117	Per ADM Amounts:	\$4,281	\$230	\$2,654	\$658	\$4,986	\$12,809
Shonto Governing Board of Education, Inc.	098746000	\$545,605	\$37,197	\$160,569	\$218,990	\$523,964	\$1,486,325
Total Attending ADM: 74.577	Per ADM Amounts:	\$7,316	\$499	\$2,153	\$2,936	\$7,026	\$19,930
Navajo Totals		\$764,435	\$48,949	\$296,208	\$252,645	\$778,836	\$2,141,073
Total Attending ADM: 125.694	Per ADM Amounts:	\$6,082	\$389	\$2,357	\$2,010	\$6,196	\$17,034

Current Expenditures for Charter Schools		Classroom Instruction	Classroom Supplies	Administration	Student Support Services	Other Support Services	Total Current Expenditures
Pima County							
Academy Del Sol, Inc.	108734000	\$1,775,593	\$75,576	\$1,267,111	\$98,802	\$1,137,441	\$4,354,523
Total Attending ADM: 610.201	Per ADM Amounts:	\$2,910	\$124	\$2,077	\$162	\$1,864	\$7,136
Academy of Mathematics and Science South, Inc.	078242000	\$1,640,927	\$100,543	\$1,122,529	\$122,147	\$974,445	\$3,960,591
Total Attending ADM: 517.980	Per ADM Amounts:	\$3,168	\$194	\$2,167	\$236	\$1,881	\$7,646
Academy of Mathematics and Science, Inc.	108713000	\$1,754,910	\$82,023	\$2,854,522	\$114,978	\$1,345,798	\$6,152,231
Total Attending ADM: 437.294	Per ADM Amounts:	\$4,013	\$188	\$6,528	\$263	\$3,078	\$14,069
Academy of Tucson, Inc.	108665000	\$2,215,886	\$80,367	\$984,164	\$137,423	\$121,516	\$3,539,356
Total Attending ADM: 675.949	Per ADM Amounts:	\$3,278	\$119	\$1,456	\$203	\$180	\$5,236
Accelerated Elementary and Secondary Schools	108767000	\$568,630	\$18,278	\$329,514	\$60,157	\$351,631	\$1,328,210
Total Attending ADM: 156.233	Per ADM Amounts:	\$3,640	\$117	\$2,109	\$385	\$2,251	\$8,501
American Charter Schools Foundation d.b.a. Alta	108794000	\$1,165,249	\$17,831	\$928,928	\$135,381	\$1,637,082	\$3,884,471
Total Attending ADM: 486.747	Per ADM Amounts:	\$2,394	\$37	\$1,908	\$278	\$3,363	\$7,980
Aprender Tucson	108785000	\$1,295,408	\$55,737	\$269,427	\$218,079	\$396,664	\$2,235,315
Total Attending ADM: 232.960	Per ADM Amounts:	\$5,561	\$239	\$1,157	\$936	\$1,703	\$9,595
Arizona Community Development Corporation	108709000	\$6,984,424	\$117,454	\$3,188,321	\$798,076	\$3,432,368	\$14,520,643
Total Attending ADM: 1,865.516	Per ADM Amounts:	\$3,744	\$63	\$1,709	\$428	\$1,840	\$7,784
BASIS Schools, Inc.	108725000	\$3,369,539	\$59,611	\$1,848,365	\$218,013	\$159,548	\$5,655,076
Total Attending ADM: 718.141	Per ADM Amounts:	\$4,692	\$83	\$2,574	\$304	\$222	\$7,875
BASIS Schools, Inc.	108737000	\$3,684,439	\$55,059	\$2,203,765	\$356,157	\$159,165	\$6,458,585
Total Attending ADM: 984.048	Per ADM Amounts:	\$3,744	\$56	\$2,239	\$362	\$162	\$6,563
BASIS Schools, Inc.	108404000	\$2,902,755	\$229,598	\$1,754,083	\$240,779	\$186,140	\$5,313,355
Total Attending ADM: 695.350	Per ADM Amounts:	\$4,175	\$330	\$2,523	\$346	\$268	\$7,641
Blue Adobe Project	108501000	\$428,399	\$36,206	\$98,228	\$24,148	\$177,285	\$764,266
Total Attending ADM: 76.702	Per ADM Amounts:	\$5,585	\$472	\$1,281	\$315	\$2,311	\$9,964
Canyon Rose Academy, Inc.	108715000	\$1,250,392	\$47,850	\$404,668	\$54,737	\$405,686	\$2,163,333
Total Attending ADM: 255.068	Per ADM Amounts:	\$4,902	\$188	\$1,587	\$215	\$1,591	\$8,481
Carden of Tucson, Inc.	108777000	\$522,875	\$42,157	\$66,809	\$88,961	\$137,686	\$858,488
Total Attending ADM: 95.875	Per ADM Amounts:	\$5,454	\$440	\$697	\$928	\$1,436	\$8,954
CITY Center for Collaborative Learning	108720000	\$1,858,848	\$52,378	\$762,606	\$190,018	\$648,533	\$3,512,383
Total Attending ADM: 330.659	Per ADM Amounts:	\$5,622	\$158	\$2,306	\$575	\$1,961	\$10,622

Current Expenditures for Charter Schools		Classroom Instruction	Classroom Supplies	Administration	Student Support Services	Other Support Services	Total Current Expenditures
Pima County							
Collaborative Pathways, Inc.	108909000	\$531,439	\$17,295	\$93,021	\$37,662	\$495,872	\$1,175,289
Total Attending ADM: 106.450	Per ADM Amounts:	\$4,992	\$162	\$874	\$354	\$4,658	\$11,041
Compass High School, Inc.	108788000	\$634,730	\$843,947	\$973,868	\$141,627	\$738,311	\$3,332,483
Total Attending ADM: 418.915	Per ADM Amounts:	\$1,515	\$2,015	\$2,325	\$338	\$1,762	\$7,955
CPLC Community Schools dba Hiaki High School	108505000	\$509,959	\$18,283	\$236,051	\$216,400	\$17,898	\$998,591
Total Attending ADM: 10.001	Per ADM Amounts:	\$50,991	\$1,828	\$23,603	\$21,638	\$1,790	\$99,849
CPLC Community Schools dba Toltecalli High	108793000	\$701,330	\$15,261	\$336,393	\$142,783	\$69,728	\$1,265,495
Total Attending ADM: 130.305	Per ADM Amounts:	\$5,382	\$117	\$2,582	\$1,096	\$535	\$9,712
Daisy Education Corporation	108503000	\$1,357,878	\$43,639	\$68,598	\$1,884	\$972,599	\$2,444,598
Total Attending ADM: 300.284	Per ADM Amounts:	\$4,522	\$145	\$228	\$6	\$3,239	\$8,141
Daisy Education Corporation dba Sonoran Science	108666000	\$3,016,781	\$91,476	\$614,039	\$5,379	\$1,239,156	\$4,966,831
Total Attending ADM: 657.436	Per ADM Amounts:	\$4,589	\$139	\$934	\$8	\$1,885	\$7,555
Daisy Education Corporation dba Sonoran Science	108502000	\$1,427,516	\$57,226	\$72,721	\$7,873	\$1,046,772	\$2,612,108
Total Attending ADM: 338.045	Per ADM Amounts:	\$4,223	\$169	\$215	\$23	\$3,097	\$7,727
Daisy Education Corporation dba. Sonoran Science	108504000	\$312,779	\$53,091	\$293,758	\$82,708	\$373,363	\$1,115,699
Total Attending ADM: 175.609	Per ADM Amounts:	\$1,781	\$302	\$1,673	\$471	\$2,126	\$6,353
Desert Rose Academy, Inc.	108787000	\$694,862	\$23,900	\$251,769	\$32,026	\$205,578	\$1,208,135
Total Attending ADM: 172.540	Per ADM Amounts:	\$4,027	\$139	\$1,459	\$186	\$1,191	\$7,002
Desert Sky Community School, Inc.	108732000	\$208,727	\$13,849	\$126,066	\$23,591	\$50,246	\$422,479
Total Attending ADM: 50.492	Per ADM Amounts:	\$4,134	\$274	\$2,497	\$467	\$995	\$8,367
Desert Springs Academy	108771000	\$221,260	\$20,410	\$77,796	\$29,303	\$177,060	\$525,829
Total Attending ADM: 72.456	Per ADM Amounts:	\$3,054	\$282	\$1,074	\$404	\$2,444	\$7,257
Eastpointe High School, Inc.	108781000	\$2,832,634	\$20,185	\$704,949	\$107,760	\$135,184	\$3,800,712
Total Attending ADM: 580.690	Per ADM Amounts:	\$4,878	\$35	\$1,214	\$186	\$233	\$6,545
Ed Ahead	108506000	\$441,783	\$12,126	\$1,500	\$16,605	\$79,177	\$551,191
Total Attending ADM: 59.288	Per ADM Amounts:	\$7,451	\$205	\$25	\$280	\$1,335	\$9,297
Edge School, Inc., The	108653000	\$764,939	\$12,816	\$181,149	\$354,152	\$848,801	\$2,161,857
Total Attending ADM: 213.316	Per ADM Amounts:	\$3,586	\$60	\$849	\$1,660	\$3,979	\$10,135
Educational Impact, Inc.	108717000	\$823,042	\$53,311	\$25,682	\$50,455	\$532,403	\$1,484,893
Total Attending ADM: 181.001	Per ADM Amounts:	\$4,547	\$295	\$142	\$279	\$2,941	\$8,204

Current Expenditures for Charter Schools		Classroom Instruction	Classroom Supplies	Administration	Student Support Services	Other Support Services	Total Current Expenditures
Pima County							
Great Expectations Academy	108770000	\$1,183,201	\$51,922	\$368,269	\$325,045	\$312,769	\$2,241,206
Total Attending ADM: 276.465	Per ADM Amounts:	\$4,280	\$188	\$1,332	\$1,176	\$1,131	\$8,107
Griffin Foundation, Inc. The	108789000	\$546,403	\$21,632	\$561,737	\$78,686	\$731,106	\$1,939,564
Total Attending ADM: 192.584	Per ADM Amounts:	\$2,837	\$112	\$2,917	\$409	\$3,796	\$10,071
Ha:san Educational Services	108726000	\$388,844	\$15,883	\$245,974	\$302,387	\$406,039	\$1,359,127
Total Attending ADM: 105.558	Per ADM Amounts:	\$3,684	\$150	\$2,330	\$2,865	\$3,847	\$12,876
Hermosa Montessori Charter School	108701000	\$858,232	\$35,750	\$100,336	\$111,679	\$736,082	\$1,842,079
Total Attending ADM: 214.180	Per ADM Amounts:	\$4,007	\$167	\$468	\$521	\$3,437	\$8,601
Highland Free School	108775000	\$214,823	\$17,916	\$28,231	\$1,483	\$108,554	\$371,007
Total Attending ADM: 51.130	Per ADM Amounts:	\$4,202	\$350	\$552	\$29	\$2,123	\$7,256
Innovative Humanities Education Corporation	108513000	\$0	\$0	\$0	\$0	\$0	\$0
Total Attending ADM: 140.509	Per ADM Amounts:	\$0	\$0	\$0	\$0	\$0	\$0
Institute for Transformative Education, Inc.	108735000	\$283,606	\$18,962	\$217,801	\$194,320	\$404,762	\$1,119,451
Total Attending ADM: 111.359	Per ADM Amounts:	\$2,547	\$170	\$1,956	\$1,745	\$3,635	\$10,053
Kaizen Education Foundation dba Skyview High	108706000	\$489,070	\$14,755	\$261,894	\$840	\$728,937	\$1,495,496
Total Attending ADM: 157.987	Per ADM Amounts:	\$3,096	\$93	\$1,658	\$5	\$4,614	\$9,466
Khalsa Family Services	108784000	\$1,155,094	\$19,276	\$509,430	\$87,253	\$351,780	\$2,122,833
Total Attending ADM: 258.648	Per ADM Amounts:	\$4,466	\$75	\$1,970	\$337	\$1,360	\$8,207
Legacy Traditional School - Northwest Tucson	108414000	\$3,818,857	\$127,175	\$1,886,893	\$534,161	\$2,171,301	\$8,538,387
Total Attending ADM: 1,134.923	Per ADM Amounts:	\$3,365	\$112	\$1,663	\$471	\$1,913	\$7,523
Leman Academy of Excellence, Inc.	108738000	\$5,790,553	\$185,337	\$7,437,346	\$749,005	\$1,935,095	\$16,097,336
Total Attending ADM: 1,029.377	Per ADM Amounts:	\$5,625	\$180	\$7,225	\$728	\$1,880	\$15,638
Lifelong Learning Research Institute, Inc.	108708000	\$74,208	\$12,296	\$14,718	\$40,556	\$138,136	\$279,914
Total Attending ADM: 10.010	Per ADM Amounts:	\$7,413	\$1,228	\$1,470	\$4,052	\$13,800	\$27,963
Lifelong Learning Research Institute, Inc.	108908000	\$90,700	\$13,024	\$42,087	\$25	\$217,523	\$363,359
Total Attending ADM: 31.581	Per ADM Amounts:	\$2,872	\$412	\$1,333	\$1	\$6,888	\$11,506
Math and Science Success Academy, Inc.	108798000	\$2,046,639	\$84,523	\$1,118,201	\$117,199	\$1,213,851	\$4,580,413
Total Attending ADM: 604.957	Per ADM Amounts:	\$3,383	\$140	\$1,848	\$194	\$2,007	\$7,571
Montessori Schoolhouse of Tucson, Inc.	108703000	\$315,033	\$18,121	\$127,091	\$5,740	\$166,650	\$632,635
Total Attending ADM: 86.226	Per ADM Amounts:	\$3,654	\$210	\$1,474	\$67	\$1,933	\$7,337

Current Expenditures for Charter Schools		Classroom Instruction	Classroom Supplies	Administration	Student Support Services	Other Support Services	Total Current Expenditures
Pima County							
Mountain Rose Academy, Inc.	108769000	\$1,157,197	\$53,847	\$350,121	\$61,522	\$379,318	\$2,002,005
Total Attending ADM: 273.291	Per ADM Amounts:	\$4,234	\$197	\$1,281	\$225	\$1,388	\$7,326
Nosotros, Inc	108707000	\$1,441,098	\$60,963	\$357,028	\$53,570	\$349,931	\$2,262,590
Total Attending ADM: 256.371	Per ADM Amounts:	\$5,621	\$238	\$1,393	\$209	\$1,365	\$8,825
Open Doors Community School, Inc.	108512000	\$412,855	\$94,061	\$121,703	\$43,453	\$353,120	\$1,025,192
Total Attending ADM: 144.051	Per ADM Amounts:	\$2,866	\$653	\$845	\$302	\$2,451	\$7,117
Paragon Preparatory Academy	108401000	\$0	\$0	\$0	\$0	\$0	\$0
Total Attending ADM: 29.280	Per ADM Amounts:	\$0	\$0	\$0	\$0	\$0	\$0
Pima County	108601000	\$451,175	\$14,790	\$309,596	\$243,365	\$158,521	\$1,177,447
Total Attending ADM: 94.759	Per ADM Amounts:	\$4,761	\$156	\$3,267	\$2,568	\$1,673	\$12,426
Pima Prevention Partnership	108507000	\$400,639	\$27,230	\$343,500	\$221,321	\$454,644	\$1,447,334
Total Attending ADM: 159.305	Per ADM Amounts:	\$2,515	\$171	\$2,156	\$1,389	\$2,854	\$9,085
Pima Prevention Partnership dba Pima Partnership	108799000	\$314,014	\$22,250	\$110,259	\$78,950	\$279,934	\$805,407
Total Attending ADM: 86.444	Per ADM Amounts:	\$3,633	\$257	\$1,275	\$913	\$3,238	\$9,317
Pima Prevention Partnership dba Pima Partnership	108711000	\$831,845	\$68,900	\$458,472	\$456,904	\$388,013	\$2,204,134
Total Attending ADM: 151.462	Per ADM Amounts:	\$5,492	\$455	\$3,027	\$3,017	\$2,562	\$14,552
Pima Rose Academy, Inc.	108602000	\$1,491,134	\$81,702	\$454,400	\$96,239	\$463,652	\$2,587,127
Total Attending ADM: 366.588	Per ADM Amounts:	\$4,068	\$223	\$1,240	\$263	\$1,265	\$7,057
Portable Practical Educational Preparation, Inc.	108744000	\$4,098,905	\$53,909	\$745,391	\$5,705	\$596,733	\$5,500,643
Total Attending ADM: 713.081	Per ADM Amounts:	\$5,748	\$76	\$1,045	\$8	\$837	\$7,714
Portable Practical Educational Preparation, Inc.	108796000	\$18,694,271	\$7,343,506	\$3,986,886	\$3,503,244	\$689,814	\$34,217,721
Total Attending ADM: 4,615.406	Per ADM Amounts:	\$4,050	\$1,591	\$864	\$759	\$149	\$7,414
Presidio School	108778000	\$1,992,235	\$143,738	\$249,283	\$483,344	\$474,108	\$3,342,708
Total Attending ADM: 394.841	Per ADM Amounts:	\$5,046	\$364	\$631	\$1,224	\$1,201	\$8,466
Rising Schools, Inc.	108403000	\$261,341	\$20,190	\$138,511	\$56,568	\$263,598	\$740,208
Total Attending ADM: 79.763	Per ADM Amounts:	\$3,276	\$253	\$1,737	\$709	\$3,305	\$9,280
Satori, Inc.	108719000	\$566,075	\$10,062	\$117,113	\$149,028	\$499,686	\$1,341,964
Total Attending ADM: 163.309	Per ADM Amounts:	\$3,466	\$62	\$717	\$913	\$3,060	\$8,217
Southern Arizona Community Academy, Inc.	108772000	\$867,695	\$29,317	\$407,933	\$5,948	\$111,338	\$1,422,231
Total Attending ADM: 165.491	Per ADM Amounts:	\$5,243	\$177	\$2,465	\$36	\$673	\$8,594

Current Expenditures for Charter Schools		Classroom Instruction	Classroom Supplies	Administration	Student Support Services	Other Support Services	Total Current Expenditures
Pima County							
Southgate Academy, Inc.	108779000	\$1,557,033	\$162,235	\$732,960	\$296,785	\$1,625,481	\$4,374,494
Total Attending ADM: 565.370	Per ADM Amounts:	\$2,754	\$287	\$1,296	\$525	\$2,875	\$7,737
StrengthBuilding Partners	108227000	\$312,131	\$13,077	\$321,656	\$14,520	\$169,818	\$831,202
Total Attending ADM: 73.695	Per ADM Amounts:	\$4,235	\$177	\$4,365	\$197	\$2,304	\$11,279
The Charter Foundation, Inc.	108722000	\$2,671,580	\$15,364	\$1,194,977	\$1,520	\$2,031,556	\$5,914,997
Total Attending ADM: 722.598	Per ADM Amounts:	\$3,697	\$21	\$1,654	\$2	\$2,811	\$8,186
Tucson Country Day School, Inc.	108773000	\$2,494,476	\$160,113	\$889,897	\$326,307	\$649,742	\$4,520,535
Total Attending ADM: 643.727	Per ADM Amounts:	\$3,875	\$249	\$1,382	\$507	\$1,009	\$7,022
Tucson International Academy, Inc.	108714000	\$1,751,550	\$34,236	\$1,002,526	\$211,453	\$1,640,715	\$4,640,480
Total Attending ADM: 500.379	Per ADM Amounts:	\$3,500	\$68	\$2,004	\$423	\$3,279	\$9,274
Tucson Preparatory School	108768000	\$406,752	\$8,783	\$200,086	\$246,323	\$396,849	\$1,258,793
Total Attending ADM: 118.929	Per ADM Amounts:	\$3,420	\$74	\$1,682	\$2,071	\$3,337	\$10,584
Tucson Youth Development/ACE Charter High	108660000	\$832,650	\$66,394	\$765,135	\$266,715	\$1,648,675	\$3,579,569
Total Attending ADM: 386.190	Per ADM Amounts:	\$2,156	\$172	\$1,981	\$691	\$4,269	\$9,269
Vision Charter School, Inc.	108705000	\$0	\$0	\$0	\$0	\$0	\$0
Total Attending ADM: 21.418	Per ADM Amounts:	\$0	\$0	\$0	\$0	\$0	\$0
Pima Totals		\$106,159,847	\$11,488,722	\$48,317,841	\$13,479,227	\$41,500,967	\$220,946,604
Total Attending ADM: 26,736.793	Per ADM Amounts:	\$3,971	\$430	\$1,807	\$504	\$1,552	\$8,264

Current Expenditures for Charter Schools		Classroom Instruction	Classroom Supplies	Administration	Student Support Services	Other Support Services	Total Current Expenditures
Pinal County							
Akimel O Otham Pee Posh Charter School, Inc.	118705000	\$185,853	\$24,395	\$40,129	\$1	\$13,567	\$263,945
Total Attending ADM: 153.305	Per ADM Amounts:	\$1,212	\$159	\$262	\$0	\$88	\$1,722
Akimel O'Otham Pee Posh Charter School, Inc.	118706000	\$776,417	\$47,111	\$348,231	\$4,955	\$221,221	\$1,397,935
Total Attending ADM: 127.661	Per ADM Amounts:	\$6,082	\$369	\$2,728	\$39	\$1,733	\$10,950
American Charter Schools Foundation d.b.a. Apache	118703000	\$501,210	\$7,025	\$396,661	\$38,438	\$483,930	\$1,427,264
Total Attending ADM: 156.538	Per ADM Amounts:	\$3,202	\$45	\$2,534	\$246	\$3,091	\$9,118
ASU Preparatory Academy - Casa Grande	118716000	\$461,996	\$250,276	\$623,581	\$227,072	\$709,723	\$2,272,648
Total Attending ADM: 155.255	Per ADM Amounts:	\$2,976	\$1,612	\$4,016	\$1,463	\$4,571	\$14,638
Eduprize Schools, LLC	078687000	\$13,611,514	\$504,805	\$1,640,297	\$1,695,519	\$5,855,239	\$23,307,374
Total Attending ADM: 3,279.725	Per ADM Amounts:	\$4,150	\$154	\$500	\$517	\$1,785	\$7,107
Graysmark Schools Corporation	118709000	\$148,030	\$2,387	\$89,912	\$15,260	\$71,223	\$326,812
Total Attending ADM: 45.026	Per ADM Amounts:	\$3,288	\$53	\$1,997	\$339	\$1,582	\$7,258
LEAD Charter Schools dba Leading Edge Academy	078101000	\$1,196,263	\$25,887	\$241,520	\$1,500	\$1,391,610	\$2,856,780
Total Attending ADM: 328.970	Per ADM Amounts:	\$3,636	\$79	\$734	\$5	\$4,230	\$8,684
Leading Edge Academy Maricopa	118708000	\$2,194,327	\$119,825	\$624,430	\$5,461	\$2,169,598	\$5,113,641
Total Attending ADM: 685.575	Per ADM Amounts:	\$3,201	\$175	\$911	\$8	\$3,165	\$7,459
Legacy Traditional Charter School	118715000	\$3,405,124	\$109,209	\$1,955,239	\$413,106	\$1,972,194	\$7,854,872
Total Attending ADM: 1,096.185	Per ADM Amounts:	\$3,106	\$100	\$1,784	\$377	\$1,799	\$7,166
Legacy Traditional Charter School - Maricopa	118719000	\$3,397,608	\$99,509	\$1,889,513	\$451,212	\$1,899,239	\$7,737,081
Total Attending ADM: 1,085.785	Per ADM Amounts:	\$3,129	\$92	\$1,740	\$416	\$1,749	\$7,126
Legacy Traditional Charter Schools - Casa Grande	118718000	\$3,297,821	\$96,380	\$1,859,157	\$391,988	\$1,857,411	\$7,502,757
Total Attending ADM: 1,076.797	Per ADM Amounts:	\$3,063	\$90	\$1,727	\$364	\$1,725	\$6,968
Pinnacle Education-Casa Grande, Inc.	118704000	\$77,348	\$2,562	\$11,797	\$33,024	\$87,713	\$212,444
Total Attending ADM: 44.971	Per ADM Amounts:	\$1,720	\$57	\$262	\$734	\$1,950	\$4,724
The Grande Innovation Academy	118717000	\$1,955,181	\$61,842	\$370,426	\$112,882	\$1,457,408	\$3,957,739
Total Attending ADM: 517.888	Per ADM Amounts:	\$3,775	\$119	\$715	\$218	\$2,814	\$7,642
Pinal Totals		\$31,208,692	\$1,351,213	\$10,090,893	\$3,390,418	\$18,190,076	\$64,231,292
Total Attending ADM: 8,753.681	Per ADM Amounts:	\$3,565	\$154	\$1,153	\$387	\$2,078	\$7,338

Current Expenditures for Charter Schools		Classroom Instruction	Classroom Supplies	Administration	Student Support Services	Other Support Services	Total Current Expenditures
Santa Cruz County							
Kaizen Education Foundation dba Colegio Petite	128704000	\$392,312	\$23,743	\$271,125	\$4,667	\$350,575	\$1,042,422
Total Attending ADM: 128.545	Per ADM Amounts:	\$3,052	\$185	\$2,109	\$36	\$2,727	\$8,109
Mexicayotl Academy, Inc.	128703000	\$823,904	\$53,613	\$417,188	\$224,701	\$855,359	\$2,374,765
Total Attending ADM: 234.969	Per ADM Amounts:	\$3,506	\$228	\$1,776	\$956	\$3,640	\$10,107
Patagonia Montessori Elementary School	128725000	\$173,249	\$2,614	\$73,941	\$3,685	\$27,744	\$281,233
Total Attending ADM: 23.530	Per ADM Amounts:	\$7,363	\$111	\$3,142	\$157	\$1,179	\$11,952
Pinnacle Education-Kino, Inc.	128701000	\$204,404	\$1,936	\$4,640	\$28,331	\$32,373	\$271,684
Total Attending ADM: 94.289	Per ADM Amounts:	\$2,168	\$21	\$49	\$300	\$343	\$2,881
Santa Cruz Valley Opportunities in Education, Inc.	128726000	\$236,421	\$3,910	\$171,950	\$70,773	\$11,499	\$494,553
Total Attending ADM: 48.720	Per ADM Amounts:	\$4,853	\$80	\$3,529	\$1,453	\$236	\$10,151
Santa Cruz Totals		\$1,830,290	\$85,816	\$938,844	\$332,157	\$1,277,550	\$4,464,657
Total Attending ADM: 530.053	Per ADM Amounts:	\$3,453	\$162	\$1,771	\$627	\$2,410	\$8,423

Current Expenditures for Charter Schools		Classroom Instruction	Classroom Supplies	Administration	Student Support Services	Other Support Services	Total Current Expenditures
Yavapai County							
A Center for Creative Education	138761000	\$218,900	\$8,393	\$89,193	\$45,563	\$128,141	\$490,190
Total Attending ADM: 55.243	Per ADM Amounts:	\$3,962	\$152	\$1,615	\$825	\$2,320	\$8,873
Acorn Montessori Charter School	138760000	\$1,825,847	\$73,071	\$708,448	\$28,562	\$556,798	\$3,192,726
Total Attending ADM: 407.462	Per ADM Amounts:	\$4,481	\$179	\$1,739	\$70	\$1,367	\$7,836
American Heritage Academy	138754000	\$1,748,948	\$59,413	\$643,722	\$7,997	\$911,360	\$3,371,440
Total Attending ADM: 442.424	Per ADM Amounts:	\$3,953	\$134	\$1,455	\$18	\$2,060	\$7,620
Arizona Agribusiness & Equine Center, Inc.	138785000	\$973,270	\$19,724	\$203,105	\$158,651	\$105,456	\$1,460,206
Total Attending ADM: 237.402	Per ADM Amounts:	\$4,100	\$83	\$856	\$668	\$444	\$6,151
BASIS Schools, Inc.	138786000	\$3,429,606	\$74,428	\$1,921,559	\$224,257	\$162,419	\$5,812,269
Total Attending ADM: 733.753	Per ADM Amounts:	\$4,674	\$101	\$2,619	\$306	\$221	\$7,921
Compass Points International, Inc	138501000	\$695,428	\$41,450	\$238,408	\$311,490	\$317,556	\$1,604,332
Total Attending ADM: 159.634	Per ADM Amounts:	\$4,356	\$260	\$1,493	\$1,951	\$1,989	\$10,050
Desert Star Community School, Inc.	138714000	\$841,441	\$51,181	\$212,618	\$36,202	\$219,956	\$1,361,398
Total Attending ADM: 182.030	Per ADM Amounts:	\$4,623	\$281	\$1,168	\$199	\$1,208	\$7,479
Edkey, Inc. - Sequoia Ranch School	138705000	\$1,168,401	\$24,771	\$358,232	\$67,157	\$1,005,659	\$2,624,220
Total Attending ADM: 221.273	Per ADM Amounts:	\$5,280	\$112	\$1,619	\$304	\$4,545	\$11,860
Franklin Phonetic Primary School, Inc.	138751000	\$1,969,154	\$136,827	\$384,665	\$170,977	\$1,504,355	\$4,165,978
Total Attending ADM: 430.740	Per ADM Amounts:	\$4,572	\$318	\$893	\$397	\$3,492	\$9,672
Kestrel Schools, Inc.	138759000	\$55,209	\$100	\$41,010	\$4,583	\$59,710	\$160,612
Total Attending ADM: 30.868	Per ADM Amounts:	\$1,789	\$3	\$1,329	\$148	\$1,934	\$5,203
La Tierra Community School, Inc	138503000	\$481,652	\$27,656	\$166,062	\$51,715	\$167,733	\$894,818
Total Attending ADM: 108.623	Per ADM Amounts:	\$4,434	\$255	\$1,529	\$476	\$1,544	\$8,238
Mary Ellen Halvorson Educational Foundation. dba:	138757000	\$1,198,148	\$40,659	\$178,508	\$8,090	\$4,522	\$1,429,927
Total Attending ADM: 219.775	Per ADM Amounts:	\$5,452	\$185	\$812	\$37	\$21	\$6,506
Mingus Springs Charter School	138712000	\$636,881	\$50,187	\$232,334	\$141,829	\$90,552	\$1,151,783
Total Attending ADM: 148.814	Per ADM Amounts:	\$4,280	\$337	\$1,561	\$953	\$608	\$7,740
Mountain Oak Charter School, Inc.	138768000	\$904,252	\$41,047	\$266,642	\$75,726	\$87,556	\$1,375,223
Total Attending ADM: 168.782	Per ADM Amounts:	\$5,358	\$243	\$1,580	\$449	\$519	\$8,148
PACE Preparatory Academy, Inc.	138758000	\$309,763	\$8,035	\$206,975	\$68,827	\$243,803	\$837,403
Total Attending ADM: 93.525	Per ADM Amounts:	\$3,312	\$86	\$2,213	\$736	\$2,607	\$8,954

Current Expenditures for Charter Schools		Classroom Instruction	Classroom Supplies	Administration	Student Support Services	Other Support Services	Total Current Expenditures
Yavapai County							
Painted Pony Ranch Charter School	138756000	\$330,822	\$7,951	\$210,905	\$17,715	\$59,936	\$627,329
Total Attending ADM: 92.746	Per ADM Amounts:	\$3,567	\$86	\$2,274	\$191	\$646	\$6,764
Park View School, Inc.	138755000	\$685,365	\$33,607	\$256,085	\$78,549	\$525,385	\$1,578,991
Total Attending ADM: 205.424	Per ADM Amounts:	\$3,336	\$164	\$1,247	\$382	\$2,558	\$7,686
Prescott Valley Charter School	078516000	\$1,431,847	\$24,381	\$225,641	\$37,388	\$670,703	\$2,389,960
Total Attending ADM: 237.179	Per ADM Amounts:	\$6,037	\$103	\$951	\$158	\$2,828	\$10,077
Sedona Charter School, Inc.	138708000	\$717,210	\$56,975	\$221,614	\$93,816	\$141,266	\$1,230,881
Total Attending ADM: 144.895	Per ADM Amounts:	\$4,950	\$393	\$1,529	\$647	\$975	\$8,495
Skyview School, Inc.	138752000	\$1,117,258	\$32,115	\$296,331	\$185,088	\$106,786	\$1,737,578
Total Attending ADM: 215.199	Per ADM Amounts:	\$5,192	\$149	\$1,377	\$860	\$496	\$8,074
Yavapai Totals		\$20,739,402	\$811,971	\$7,062,057	\$1,814,182	\$7,069,652	\$37,497,264
Total Attending ADM: 4,535.791	Per ADM Amounts:	\$4,572	\$179	\$1,557	\$400	\$1,559	\$8,267

Current Expenditures for Charter Schools		Classroom Instruction	Classroom Supplies	Administration	Student Support Services	Other Support Services	Total Current Expenditures
Yuma County							
Az-Tec High School	148757000	\$439,603	\$50,708	\$273,591	\$244,655	\$100,568	\$1,109,125
Total Attending ADM: 109.337	Per ADM Amounts:	\$4,021	\$464	\$2,502	\$2,238	\$920	\$10,144
Carpe Diem Collegiate High School	148761000	\$835,727	\$64,920	\$292,880	\$235,983	\$284,977	\$1,714,487
Total Attending ADM: 216.521	Per ADM Amounts:	\$3,860	\$300	\$1,353	\$1,090	\$1,316	\$7,918
Harvest Power Community Development Group, Inc.	148760000	\$5,009,397	\$480,097	\$3,787,673	\$786,377	\$4,098,995	\$14,162,539
Total Attending ADM: 1,744.549	Per ADM Amounts:	\$2,871	\$275	\$2,171	\$451	\$2,350	\$8,118
Juniper Tree Academy	148759000	\$2,732,023	\$103,901	\$719,103	\$543,823	\$941,963	\$5,040,813
Total Attending ADM: 736.898	Per ADM Amounts:	\$3,707	\$141	\$976	\$738	\$1,278	\$6,841
Yuma Private Industry Council, Inc.	148758000	\$539,701	\$29,907	\$219,012	\$123,003	\$154,128	\$1,065,751
Total Attending ADM: 110.350	Per ADM Amounts:	\$4,891	\$271	\$1,985	\$1,115	\$1,397	\$9,658
Yuma Totals		\$9,556,451	\$729,533	\$5,292,259	\$1,933,841	\$5,580,631	\$23,092,715
Total Attending ADM: 2,917.655	Per ADM Amounts:	\$3,275	\$250	\$1,814	\$663	\$1,913	\$7,915

Current Expenditures for Charter Schools		Classroom Instruction	Classroom Supplies	Administration	Student Support Services	Other Support Services	Total Current Expenditures
State Totals		\$715,569,368	\$43,284,506	\$315,621,756	\$78,252,426	\$348,577,879	\$1,501,305,935
Total Attending ADM: 188,229.110	Per ADM Amounts:	\$3,802	\$230	\$1,677	\$416	\$1,852	\$7,976

Expenditures by Fund for Districts

		Maintenance & Operation CSF & IIF Expenditures	Capital Expenditures	Facilities Expenditures	State & Federal Project Expenditures	Other Expenditures	Total Expenditures
Apache County							
Alpine Elementary District	010307000	\$888,589	\$16,205	\$0	\$121,092	\$38,629	\$1,064,515
Total ADM: 62.271	Per ADM Amounts:	\$14,270	\$260	\$0	\$1,945	\$620	\$17,095
Chinle Unified District	010224000	\$21,797,850	\$45,610	\$0	\$26,334,365	\$4,763,155	\$52,940,980
Total ADM: 3,407.596	Per ADM Amounts:	\$6,397	\$13	\$0	\$7,728	\$1,398	\$15,536
Concho Elementary District	010306000	\$2,839,795	\$107,358	\$0	\$278,549	\$184,226	\$3,510,397
Total ADM: 221.660	Per ADM Amounts:	\$12,811	\$484	\$0	\$1,257	\$831	\$15,837
Ganado Unified School District	010220000	\$10,837,578	\$85,244	\$259,539	\$6,664,522	\$1,775,801	\$19,622,684
Total ADM: 1,390.273	Per ADM Amounts:	\$7,795	\$61	\$187	\$4,794	\$1,277	\$14,114
Mcnary Elementary District	010323000	\$1,028,210	\$55,793	\$9,942	\$995,437	\$112,228	\$2,201,610
Total ADM: 157.365	Per ADM Amounts:	\$6,534	\$355	\$63	\$6,326	\$713	\$13,990
Red Mesa Unified District	010227000	\$4,068,342	\$82,098	\$77,797	\$4,485,277	\$520,720	\$9,234,234
Total ADM: 463.339	Per ADM Amounts:	\$8,780	\$177	\$168	\$9,680	\$1,124	\$19,930
Round Valley Unified District	010210000	\$8,967,456	\$135,651	\$5,500	\$856,210	\$804,927	\$10,769,744
Total ADM: 1,247.182	Per ADM Amounts:	\$7,190	\$109	\$4	\$687	\$645	\$8,635
Sanders Unified District	010218000	\$5,957,690	\$364,109	\$32,868	\$4,102,903	\$881,435	\$11,339,005
Total ADM: 659.119	Per ADM Amounts:	\$9,039	\$552	\$50	\$6,225	\$1,337	\$17,203
St Johns Unified District	010201000	\$6,459,646	\$973,963	\$4,534	\$673,711	\$591,359	\$8,703,213
Total ADM: 804.377	Per ADM Amounts:	\$8,031	\$1,211	\$6	\$838	\$735	\$10,820
Vernon Elementary District	010309000	\$1,426,082	\$20,223	\$0	\$229,796	\$54,055	\$1,730,156
Total ADM: 142.654	Per ADM Amounts:	\$9,997	\$142	\$0	\$1,611	\$379	\$12,128
Window Rock Unified District	010208000	\$13,951,037	\$0	\$358,087	\$13,124,351	\$2,050,967	\$29,234,442
Total ADM: 1,847.210	Per ADM Amounts:	\$7,552	\$0	\$194	\$7,105	\$1,110	\$15,826
Apache Totals		\$78,222,275	\$1,886,254	\$748,267	\$57,866,213	\$11,777,503	\$150,350,981
Total ADM: 10,403.046	Per ADM Amounts:	\$7,519	\$181	\$72	\$5,562	\$1,132	\$14,453

Expenditures by Fund for Districts

		Maintenance & Operation CSF & IIF Expenditures	Capital Expenditures	Facilities Expenditures	State & Federal Project Expenditures	Other Expenditures	Total Expenditures
Cochise County							
Apache Elementary District	020342000	\$161,618	\$1,328	\$0	\$19,736	\$7,526	\$190,208
Total ADM: 7.047	Per ADM Amounts:	\$22,934	\$188	\$0	\$2,801	\$1,068	\$26,991
Ash Creek Elementary District	020453000	\$498,229	\$43,800	\$126,591	\$50,653	\$21,852	\$741,125
Total ADM: 20.054	Per ADM Amounts:	\$24,844	\$2,184	\$6,313	\$2,526	\$1,090	\$36,956
Benson Unified School District	020209000	\$8,781,897	\$236,453	\$1,113,385	\$727,880	\$955,762	\$11,165,568
Total ADM: 1,264.140	Per ADM Amounts:	\$6,947	\$187	\$881	\$576	\$756	\$8,833
Bisbee Unified District	020202000	\$6,103,121	\$314,680	\$50,961	\$805,082	\$636,216	\$7,910,060
Total ADM: 716.114	Per ADM Amounts:	\$8,523	\$439	\$71	\$1,124	\$888	\$11,046
Bowie Unified District	020214000	\$1,314,746	\$98,467	\$27,375	\$74,714	\$57,430	\$1,572,732
Total ADM: 59.538	Per ADM Amounts:	\$22,082	\$1,654	\$460	\$1,255	\$965	\$26,416
Cochise Elementary District	020326000	\$1,452,385	\$110,782	\$0	\$52,340	\$31,918	\$1,647,425
Total ADM: 75.785	Per ADM Amounts:	\$19,165	\$1,462	\$0	\$691	\$421	\$21,738
Cochise Technology District	020801000	\$3,389,029	\$268,145	\$0	\$127,564	\$0	\$3,784,738
Total ADM: 909.532	Per ADM Amounts:	\$3,726	\$295	\$0	\$140	\$0	\$4,161
Double Adobe Elementary District	020345000	\$740,420	\$29,702	\$43,141	\$39,870	\$3,915	\$857,048
Total ADM: 54.467	Per ADM Amounts:	\$13,594	\$545	\$792	\$732	\$72	\$15,735
Douglas Unified District	020227000	\$20,981,865	\$708,716	\$1,107,150	\$4,089,624	\$3,589,597	\$30,126,202
Total ADM: 3,940.940	Per ADM Amounts:	\$5,324	\$180	\$281	\$1,038	\$911	\$7,644
Elfrida Elementary District	020412000	\$1,101,493	\$32,129	\$6,500	\$72,271	\$108,769	\$1,321,162
Total ADM: 118.080	Per ADM Amounts:	\$9,328	\$272	\$55	\$612	\$921	\$11,189
Fort Huachuca Accommodation District	020100000	\$5,000,860	\$20,524	\$0	\$4,027,865	\$303,290	\$9,352,539
Total ADM: 813.143	Per ADM Amounts:	\$6,150	\$25	\$0	\$4,953	\$373	\$11,502
McNeal Elementary District	020355000	\$809,663	\$16,055	\$0	\$61,118	\$50,396	\$937,232
Total ADM: 70.100	Per ADM Amounts:	\$11,550	\$229	\$0	\$872	\$719	\$13,370
Naco Elementary District	020323000	\$3,862,811	\$62,587	\$0	\$205,671	\$177,406	\$4,308,475
Total ADM: 393.703	Per ADM Amounts:	\$9,811	\$159	\$0	\$522	\$451	\$10,943
Palominas Elementary District	020349000	\$8,884,831	\$469,644	\$368,994	\$689,434	\$596,445	\$11,009,348
Total ADM: 1,267.988	Per ADM Amounts:	\$7,007	\$370	\$291	\$544	\$470	\$8,683

Expenditures by Fund for Districts

		Maintenance & Operation CSF & IIF Expenditures	Capital Expenditures	Facilities Expenditures	State & Federal Project Expenditures	Other Expenditures	Total Expenditures
Cochise County							
Pearce Elementary District	020422000	\$1,251,271	\$25,065	\$0	\$101,708	\$67,072	\$1,445,116
Total ADM: 83.371	Per ADM Amounts:	\$15,008	\$301	\$0	\$1,220	\$805	\$17,334
Pomerene Elementary District	020364000	\$1,032,403	\$31,266	\$11,700	\$68,790	\$59,339	\$1,203,498
Total ADM: 132.799	Per ADM Amounts:	\$7,774	\$235	\$88	\$518	\$447	\$9,063
San Simon Unified District	020218000	\$1,646,104	\$127,824	\$0	\$48,219	\$85,280	\$1,907,427
Total ADM: 111.854	Per ADM Amounts:	\$14,717	\$1,143	\$0	\$431	\$762	\$17,053
Sierra Vista Unified District	020268000	\$36,402,239	\$287,539	\$1,997,989	\$3,152,721	\$5,585,777	\$54,996,032
Total ADM: 5,600.732	Per ADM Amounts:	\$6,500	\$51	\$357	\$563	\$997	\$9,819
St David Unified District	020221000	\$2,877,885	\$36,228	\$398,670	\$284,991	\$184,450	\$3,558,308
Total ADM: 349.852	Per ADM Amounts:	\$8,226	\$104	\$1,140	\$815	\$527	\$10,171
Tombstone Unified District	020201000	\$5,732,423	\$273,611	\$14,881	\$597,180	\$1,047,827	\$7,665,922
Total ADM: 784.050	Per ADM Amounts:	\$7,311	\$349	\$19	\$762	\$1,336	\$9,777
Valley Union High School District	020522000	\$1,564,444	\$33,990	\$195,024	\$91,771	\$147,433	\$2,032,662
Total ADM: 118.643	Per ADM Amounts:	\$13,186	\$286	\$1,644	\$774	\$1,243	\$17,133
Willcox Unified District	020213000	\$7,235,173	\$409,998	\$1,051,047	\$905,754	\$782,766	\$9,837,400
Total ADM: 1,064.776	Per ADM Amounts:	\$6,795	\$385	\$987	\$851	\$735	\$9,239
Cochise Totals		\$120,824,910	\$3,638,533	\$6,513,408	\$16,294,956	\$14,500,465	\$167,570,226
Total ADM: 17,956.708	Per ADM Amounts:	\$6,729	\$203	\$363	\$907	\$808	\$9,332

Expenditures by Fund for Districts

Maintenance
& Operation
CSF & IIF
ExpendituresCapital
ExpendituresFacilities
ExpendituresState &
Federal
Project
ExpendituresOther
ExpendituresTotal
Expenditures

Coconino County

Chevelon Butte School District	030305000	\$437,912	\$184,052	\$0	\$0	\$0	\$621,964
Total ADM: 15.992	Per ADM Amounts:	\$27,383	\$11,509	\$0	\$0	\$0	\$38,892
Coconino Association for Vocation Industry and	030801000	\$1,481,538	\$580,570	\$0	\$45,765	\$9,977	\$2,117,850
Total ADM: 629.273	Per ADM Amounts:	\$2,354	\$923	\$0	\$73	\$16	\$3,366
Coconino County Accommodation School District	030199000	\$1,904,177	\$222,124	\$0	\$52,674	\$5,310	\$2,184,285
Total ADM: 134.567	Per ADM Amounts:	\$14,150	\$1,651	\$0	\$391	\$39	\$16,232
Flagstaff Unified District	030201000	\$68,883,633	\$2,931,715	\$5,412,593	\$8,699,500	\$10,123,210	\$95,392,742
Total ADM: 9,384.661	Per ADM Amounts:	\$7,340	\$312	\$577	\$927	\$1,079	\$10,165
Fredonia-Moccasin Unified District	030206000	\$1,750,117	\$45,207	\$0	\$228,455	\$254,312	\$2,278,091
Total ADM: 193.128	Per ADM Amounts:	\$9,062	\$234	\$0	\$1,183	\$1,317	\$11,796
Grand Canyon Unified District	030204000	\$3,549,972	\$112,212	\$0	\$903,145	\$638,666	\$5,203,995
Total ADM: 273.754	Per ADM Amounts:	\$12,968	\$410	\$0	\$3,299	\$2,333	\$19,010
Maine Consolidated School District	030310000	\$1,975,141	\$82,243	\$0	\$134,587	\$100,348	\$2,292,319
Total ADM: 132.092	Per ADM Amounts:	\$14,953	\$623	\$0	\$1,019	\$760	\$17,354
Page Unified District	030208000	\$15,809,141	\$0	\$736,877	\$9,100,630	\$2,262,855	\$27,909,503
Total ADM: 2,574.065	Per ADM Amounts:	\$6,142	\$0	\$286	\$3,536	\$879	\$10,843
Tuba City Unified School District #15	030215000	\$12,228,009	\$1,071,014	\$1,438,852	\$9,939,845	\$2,015,583	\$28,583,784
Total ADM: 1,646.296	Per ADM Amounts:	\$7,428	\$651	\$874	\$6,038	\$1,224	\$17,362
Williams Unified District	030202000	\$4,515,925	\$111,990	\$0	\$679,039	\$612,883	\$5,919,837
Total ADM: 654.869	Per ADM Amounts:	\$6,896	\$171	\$0	\$1,037	\$936	\$9,040
Coconino Totals		\$112,535,565	\$5,341,127	\$7,588,322	\$29,783,640	\$16,023,144	\$172,504,370
Total ADM: 15,638.697	Per ADM Amounts:	\$7,196	\$342	\$485	\$1,904	\$1,025	\$11,031

Expenditures by Fund for Districts

		Maintenance & Operation CSF & IIF Expenditures	Capital Expenditures	Facilities Expenditures	State & Federal Project Expenditures	Other Expenditures	Total Expenditures
Gila County							
Gila County Regional School District	040149000	\$73,853	\$4,127	\$0	\$178,353	\$32,997	\$289,330
Total ADM: 14.229	Per ADM Amounts:	\$5,190	\$290	\$0	\$12,534	\$2,319	\$20,334
Globe Unified District	040201000	\$10,239,105	\$780,611	\$0	\$2,237,013	\$1,323,446	\$14,580,175
Total ADM: 1,611.526	Per ADM Amounts:	\$6,354	\$484	\$0	\$1,388	\$821	\$9,047
Hayden-Winkelman Unified District	040241000	\$3,143,857	\$103,685	\$14,828	\$242,208	\$283,505	\$3,788,083
Total ADM: 246.032	Per ADM Amounts:	\$12,778	\$421	\$60	\$984	\$1,152	\$15,397
Miami Unified District	040240000	\$6,804,823	\$886,609	\$46,766	\$975,180	\$828,903	\$9,542,281
Total ADM: 1,025.819	Per ADM Amounts:	\$6,634	\$864	\$46	\$951	\$808	\$9,302
Payson Unified District	040210000	\$14,578,996	\$436,434	\$3,115,967	\$2,234,407	\$2,285,228	\$21,026,032
Total ADM: 2,289.199	Per ADM Amounts:	\$6,369	\$191	\$1,361	\$976	\$998	\$9,185
Pine Strawberry Elementary District	040312000	\$2,797,887	\$114,854	\$148,218	\$219,547	\$111,971	\$3,392,477
Total ADM: 154.514	Per ADM Amounts:	\$18,108	\$743	\$959	\$1,421	\$725	\$21,956
San Carlos Unified District	040220000	\$9,219,038	\$8,126	\$27,761	\$12,509,154	\$1,553,174	\$23,317,253
Total ADM: 1,478.187	Per ADM Amounts:	\$6,237	\$5	\$19	\$8,462	\$1,051	\$15,774
Tonto Basin Elementary District	040333000	\$1,405,828	\$54,298	\$64,741	\$230,494	\$145,787	\$1,901,148
Total ADM: 82.914	Per ADM Amounts:	\$16,955	\$655	\$781	\$2,780	\$1,758	\$22,929
Young Elementary District	040305000	\$1,123,213	\$4,400	\$12,967	\$204,742	\$26,327	\$1,371,649
Total ADM: 39.183	Per ADM Amounts:	\$28,666	\$112	\$331	\$5,225	\$672	\$35,006
Gila Totals		\$49,386,600	\$2,393,144	\$3,431,248	\$19,031,098	\$6,591,338	\$79,208,428
Total ADM: 6,941.603	Per ADM Amounts:	\$7,115	\$345	\$494	\$2,742	\$950	\$11,411

Expenditures by Fund for Districts

		Maintenance & Operation CSF & IIF Expenditures	Capital Expenditures	Facilities Expenditures	State & Federal Project Expenditures	Other Expenditures	Total Expenditures
Graham County							
Bonita Elementary District	050316000	\$1,409,940	\$13,904	\$13,035	\$82,614	\$44,990	\$1,564,483
Total ADM: 81.399	Per ADM Amounts:	\$17,321	\$171	\$160	\$1,015	\$553	\$19,220
Fort Thomas Unified District	050207000	\$3,482,406	\$511,420	\$81,224	\$4,722,517	\$710,500	\$9,508,067
Total ADM: 602.670	Per ADM Amounts:	\$5,778	\$849	\$135	\$7,836	\$1,179	\$15,777
Gila Institute for Technology	050802000	\$1,421,324	\$275,402	\$0	\$78,654	\$12,609	\$1,787,989
Total ADM: 341.722	Per ADM Amounts:	\$4,159	\$806	\$0	\$230	\$37	\$5,232
Klondyke Elementary District	050309000	\$7,729	\$0	\$0	\$0	\$0	\$7,729
Total ADM: 0.000	Per ADM Amounts:						
Pima Unified District	050206000	\$5,109,910	\$301,767	\$73,999	\$465,613	\$561,270	\$6,520,634
Total ADM: 832.669	Per ADM Amounts:	\$6,137	\$362	\$89	\$559	\$674	\$7,831
Safford Unified District	050201000	\$17,543,147	\$224,311	\$1,055,072	\$1,698,849	\$2,342,688	\$25,120,994
Total ADM: 2,905.672	Per ADM Amounts:	\$6,038	\$77	\$363	\$585	\$806	\$8,646
Solomon Elementary District	050305000	\$1,771,909	\$46,672	\$459,505	\$179,947	\$116,871	\$2,574,904
Total ADM: 256.901	Per ADM Amounts:	\$6,897	\$182	\$1,789	\$700	\$455	\$10,023
Thatcher Unified District	050204000	\$9,422,435	\$198,830	\$1,954,610	\$589,909	\$964,232	\$12,141,016
Total ADM: 1,675.500	Per ADM Amounts:	\$5,624	\$119	\$1,167	\$352	\$575	\$7,246
Graham Totals		\$40,168,800	\$1,572,306	\$3,637,445	\$7,818,103	\$4,753,159	\$59,225,815
Total ADM: 6,696.533	Per ADM Amounts:	\$5,998	\$235	\$543	\$1,167	\$710	\$8,844

Expenditures by Fund for Districts

		Maintenance & Operation CSF & IIF Expenditures	Capital Expenditures	Facilities Expenditures	State & Federal Project Expenditures	Other Expenditures	Total Expenditures
Greenlee County							
Blue Elementary District	060322000	\$123,568	\$3,648	\$0	\$46,473	\$4,900	\$178,589
Total ADM: 10.388	Per ADM Amounts:	\$11,895	\$351	\$0	\$4,474	\$472	\$17,192
Duncan Unified District	060202000	\$2,907,544	\$1,037,524	\$691,137	\$205,897	\$398,318	\$5,240,420
Total ADM: 336.915	Per ADM Amounts:	\$8,630	\$3,079	\$2,051	\$611	\$1,182	\$15,554
Eagle Elementary District	060345000	\$9,161	\$0	\$0	\$0	\$0	\$9,161
Total ADM: 0.000	Per ADM Amounts:						
Morenci Unified District	060218000	\$8,698,306	\$91,641	\$86,541	\$294,231	\$657,517	\$9,828,236
Total ADM: 1,321.726	Per ADM Amounts:	\$6,581	\$69	\$65	\$223	\$497	\$7,436
Greenlee Totals		\$11,738,579	\$1,132,813	\$777,678	\$546,601	\$1,060,735	\$15,256,406
Total ADM: 1,669.029	Per ADM Amounts:	\$7,033	\$679	\$466	\$327	\$636	\$9,141

Expenditures by Fund for Districts

Maintenance
& Operation
CSF & IIF
ExpendituresCapital
ExpendituresFacilities
ExpendituresState &
Federal
Project
ExpendituresOther
ExpendituresTotal
Expenditures

La Paz County

Bicentennial Union High School District	150576000	\$1,369,755	\$185,411	\$20,371	\$204,190	\$93,655	\$1,873,382
Total ADM: 108.658	Per ADM Amounts:	\$12,606	\$1,706	\$187	\$1,879	\$862	\$17,241
Bouse Elementary District	150426000	\$548,819	\$1,492	\$10,560	\$48,810	\$49,420	\$659,101
Total ADM: 25.354	Per ADM Amounts:	\$21,646	\$59	\$417	\$1,925	\$1,949	\$25,996
Parker Unified School District	150227000	\$12,800,470	\$676,038	\$35,870	\$5,025,126	\$1,277,671	\$19,815,175
Total ADM: 1,874.099	Per ADM Amounts:	\$6,830	\$361	\$19	\$2,681	\$682	\$10,573
Quartzsite Elementary District	150404000	\$1,520,105	\$35,732	\$116,362	\$125,191	\$175,760	\$1,973,150
Total ADM: 171.475	Per ADM Amounts:	\$8,865	\$208	\$679	\$730	\$1,025	\$11,507
Salome Consolidated Elementary District	150430000	\$1,278,014	\$110,407	\$80,024	\$146,385	\$164,604	\$1,779,434
Total ADM: 129.563	Per ADM Amounts:	\$9,864	\$852	\$618	\$1,130	\$1,270	\$13,734
Wenden Elementary District	150419000	\$1,090,636	\$60,640	\$0	\$105,488	\$117,822	\$1,374,586
Total ADM: 88.544	Per ADM Amounts:	\$12,317	\$685	\$0	\$1,191	\$1,331	\$15,524
La Paz Totals		\$18,607,799	\$1,069,720	\$263,187	\$5,655,190	\$1,878,933	\$27,474,829
Total ADM: 2,397.693	Per ADM Amounts:	\$7,761	\$446	\$110	\$2,359	\$784	\$11,459

Expenditures by Fund for Districts

Maintenance
& Operation
CSF & IIF
ExpendituresCapital
ExpendituresFacilities
ExpendituresState &
Federal
Project
ExpendituresOther
ExpendituresTotal
Expenditures

Maricopa County

Agua Fria Union High School District	070516000	\$50,488,071	\$1,667,977	\$29,954,894	\$2,404,854	\$6,140,023	\$127,528,183
Total ADM: 7,838.023	Per ADM Amounts:	\$6,441	\$213	\$3,822	\$307	\$783	\$16,270
Aguila Elementary District	070363000	\$1,507,963	\$53,082	\$0	\$301,560	\$157,493	\$2,020,098
Total ADM: 193.750	Per ADM Amounts:	\$7,783	\$274	\$0	\$1,556	\$813	\$10,426
Alhambra Elementary District	070468000	\$74,987,927	\$5,159,049	\$59,676	\$17,201,643	\$10,989,916	\$108,422,549
Total ADM: 11,936.485	Per ADM Amounts:	\$6,282	\$432	\$5	\$1,441	\$921	\$9,083
Arlington Elementary District	070447000	\$2,196,473	\$36,722	\$276,274	\$273,894	\$385,020	\$2,917,937
Total ADM: 243.473	Per ADM Amounts:	\$9,021	\$151	\$1,135	\$1,125	\$1,581	\$11,985
Avondale Elementary District	070444000	\$33,308,683	\$2,466,589	\$4,253,311	\$4,562,368	\$9,384,100	\$54,752,263
Total ADM: 5,254.422	Per ADM Amounts:	\$6,339	\$469	\$809	\$868	\$1,786	\$10,420
Balsz Elementary District	070431000	\$16,102,005	\$1,058,153	\$2,750,916	\$3,685,000	\$3,207,077	\$24,841,016
Total ADM: 2,200.979	Per ADM Amounts:	\$7,316	\$481	\$1,250	\$1,674	\$1,457	\$11,286
Buckeye Elementary District	070433000	\$31,236,075	\$1,877,561	\$2,715,477	\$2,142,128	\$3,721,025	\$44,231,009
Total ADM: 4,788.254	Per ADM Amounts:	\$6,523	\$392	\$567	\$447	\$777	\$9,237
Buckeye Union High School District	070501000	\$30,282,354	\$599,765	\$6,394,736	\$1,846,521	\$4,828,980	\$40,869,915
Total ADM: 4,163.264	Per ADM Amounts:	\$7,274	\$144	\$1,536	\$444	\$1,160	\$9,817
Cartwright Elementary District	070483000	\$108,640,286	\$4,724,734	\$3,084,690	\$17,256,855	\$15,255,242	\$146,722,252
Total ADM: 16,434.346	Per ADM Amounts:	\$6,611	\$287	\$188	\$1,050	\$928	\$8,928
Cave Creek Unified District	070293000	\$32,783,329	\$744,809	\$4,326,334	\$2,449,579	\$6,872,354	\$46,153,362
Total ADM: 5,263.225	Per ADM Amounts:	\$6,229	\$142	\$822	\$465	\$1,306	\$8,769
Chandler Unified District #80	070280000	\$282,354,018	\$9,466,550	\$55,168,595	\$16,129,298	\$44,973,438	\$403,462,413
Total ADM: 44,256.106	Per ADM Amounts:	\$6,380	\$214	\$1,247	\$364	\$1,016	\$9,117
Creighton Elementary District	070414000	\$35,936,491	\$2,319,752	\$6,355,683	\$7,979,084	\$6,356,762	\$58,500,760
Total ADM: 5,705.798	Per ADM Amounts:	\$6,298	\$407	\$1,114	\$1,398	\$1,114	\$10,253
Deer Valley Unified District	070297000	\$215,350,812	\$2,997,152	\$36,229,747	\$14,275,919	\$29,866,116	\$283,985,587
Total ADM: 32,570.888	Per ADM Amounts:	\$6,612	\$92	\$1,112	\$438	\$917	\$8,719
Dysart Unified District	070289000	\$155,207,082	\$5,121,505	\$20,031,552	\$11,419,602	\$16,456,447	\$194,003,408
Total ADM: 23,646.373	Per ADM Amounts:	\$6,564	\$217	\$847	\$483	\$696	\$8,204

Expenditures by Fund for Districts

Maintenance
& Operation
CSF & IIF
ExpendituresCapital
ExpendituresFacilities
ExpendituresState &
Federal
Project
ExpendituresOther
ExpendituresTotal
Expenditures

Maricopa County

East Valley Institute of Technology	070801000	\$31,961,199	\$549,059	\$0	\$1,924,797	\$2,190,561	\$36,625,616
Total ADM: 8,487.489	Per ADM Amounts:	\$3,766	\$65	\$0	\$227	\$258	\$4,315
Fountain Hills Unified District	070298000	\$9,898,583	\$754,745	\$1,918,240	\$523,074	\$875,995	\$13,176,691
Total ADM: 1,368.237	Per ADM Amounts:	\$7,235	\$552	\$1,402	\$382	\$640	\$9,630
Fowler Elementary District	070445000	\$26,974,998	\$568,323	\$1,953,004	\$6,378,996	\$4,111,883	\$39,789,673
Total ADM: 4,376.397	Per ADM Amounts:	\$6,164	\$130	\$446	\$1,458	\$940	\$9,092
Gila Bend Unified District	070224000	\$3,836,171	\$267,206	\$568,243	\$532,439	\$392,013	\$5,705,239
Total ADM: 392.881	Per ADM Amounts:	\$9,764	\$680	\$1,446	\$1,355	\$998	\$14,522
Gilbert Unified District	070241000	\$218,137,106	\$3,592,863	\$19,531,691	\$14,624,217	\$30,669,833	\$284,161,266
Total ADM: 33,480.254	Per ADM Amounts:	\$6,515	\$107	\$583	\$437	\$916	\$8,487
Glendale Elementary District	070440000	\$70,120,475	\$2,714,599	\$890,476	\$11,276,618	\$10,623,748	\$96,410,770
Total ADM: 12,012.440	Per ADM Amounts:	\$5,837	\$226	\$74	\$939	\$884	\$8,026
Glendale Union High School District	070505000	\$111,258,648	\$1,402,897	\$22,406,215	\$12,768,529	\$12,433,673	\$159,879,472
Total ADM: 15,387.013	Per ADM Amounts:	\$7,231	\$91	\$1,456	\$830	\$808	\$10,391
Higley Unified School District	070260000	\$73,376,051	\$5,664,139	\$13,536,804	\$3,875,462	\$9,778,165	\$110,952,301
Total ADM: 12,001.612	Per ADM Amounts:	\$6,114	\$472	\$1,128	\$323	\$815	\$9,245
Isaac Elementary District	070405000	\$47,172,330	\$873,512	\$58,697	\$9,107,281	\$8,611,792	\$65,823,612
Total ADM: 6,421.988	Per ADM Amounts:	\$7,345	\$136	\$9	\$1,418	\$1,341	\$10,250
Kyrene Elementary District	070428000	\$105,155,870	\$5,519,121	\$19,295,337	\$5,882,299	\$21,048,268	\$162,561,301
Total ADM: 16,096.457	Per ADM Amounts:	\$6,533	\$343	\$1,199	\$365	\$1,308	\$10,099
Laveen Elementary District	070459000	\$41,265,724	\$4,429,452	\$3,142,452	\$2,834,187	\$6,775,688	\$56,042,503
Total ADM: 6,604.761	Per ADM Amounts:	\$6,248	\$671	\$476	\$429	\$1,026	\$8,485
Liberty Elementary District	070425000	\$21,511,252	\$446,220	\$4,047,986	\$1,127,801	\$2,127,114	\$29,452,737
Total ADM: 3,302.704	Per ADM Amounts:	\$6,513	\$135	\$1,226	\$341	\$644	\$8,918
Litchfield Elementary District	070479000	\$65,660,767	\$1,813,237	\$5,722,099	\$3,381,232	\$9,117,147	\$83,693,732
Total ADM: 10,779.777	Per ADM Amounts:	\$6,091	\$168	\$531	\$314	\$846	\$7,764
Littleton Elementary District	070465000	\$34,053,656	\$2,720,529	\$2,552,783	\$3,176,002	\$5,158,549	\$47,558,314
Total ADM: 5,625.807	Per ADM Amounts:	\$6,053	\$484	\$454	\$565	\$917	\$8,454

Expenditures by Fund for Districts

		Maintenance & Operation CSF & IIF Expenditures	Capital Expenditures	Facilities Expenditures	State & Federal Project Expenditures	Other Expenditures	Total Expenditures
Maricopa County							
Madison Elementary District	070438000	\$34,948,877	\$2,804,237	\$15,954,321	\$2,494,046	\$9,471,731	\$80,277,785
Total ADM: 5,531.098	Per ADM Amounts:	\$6,319	\$507	\$2,884	\$451	\$1,712	\$14,514
Maricopa County Regional District	070199000	\$4,751,710	\$248,231	\$0	\$1,503,311	\$172,090	\$6,675,342
Total ADM: 693.566	Per ADM Amounts:	\$6,851	\$358	\$0	\$2,168	\$248	\$9,625
Mesa Unified District	070204000	\$419,881,176	\$6,278,060	\$50,477,095	\$43,677,112	\$50,478,904	\$552,465,183
Total ADM: 60,374.805	Per ADM Amounts:	\$6,955	\$104	\$836	\$723	\$836	\$9,151
Mobile Elementary District	070386000	\$655,140	\$15,188	\$0	\$47,546	\$25,434	\$743,308
Total ADM: 18.132	Per ADM Amounts:	\$36,132	\$838	\$0	\$2,622	\$1,403	\$40,994
Morristown Elementary District	070375000	\$1,278,276	\$15,996	\$423,388	\$165,775	\$69,649	\$1,953,084
Total ADM: 149.721	Per ADM Amounts:	\$8,538	\$107	\$2,828	\$1,107	\$465	\$13,045
Murphy Elementary District	070421000	\$10,289,428	\$302,839	\$988,073	\$3,546,022	\$2,300,920	\$18,687,937
Total ADM: 1,526.750	Per ADM Amounts:	\$6,739	\$198	\$647	\$2,323	\$1,507	\$12,240
Nadaburg Unified School District	070381000	\$7,734,582	\$175,934	\$221,502	\$1,381,735	\$972,266	\$10,320,794
Total ADM: 1,068.671	Per ADM Amounts:	\$7,238	\$165	\$207	\$1,293	\$910	\$9,658
Osborn Elementary District	070408000	\$18,196,897	\$168,533	\$4,645,001	\$3,306,160	\$2,490,574	\$25,794,084
Total ADM: 2,727.478	Per ADM Amounts:	\$6,672	\$62	\$1,703	\$1,212	\$913	\$9,457
Palo Verde Elementary District	070449000	\$3,251,352	\$192,915	\$259,266	\$367,601	\$437,669	\$4,353,803
Total ADM: 433.369	Per ADM Amounts:	\$7,503	\$445	\$598	\$848	\$1,010	\$10,046
Paloma School District	070394000	\$1,457,092	\$1,923,762	\$0	\$344,899	\$157,367	\$3,883,120
Total ADM: 117.178	Per ADM Amounts:	\$12,435	\$16,417	\$0	\$2,943	\$1,343	\$33,139
Paradise Valley Unified District	070269000	\$216,849,824	\$4,212,419	\$55,774,956	\$15,195,755	\$25,701,481	\$314,397,418
Total ADM: 30,357.724	Per ADM Amounts:	\$7,143	\$139	\$1,837	\$501	\$847	\$10,356
Pendergast Elementary District	070492000	\$58,308,547	\$921,899	\$6,984,115	\$6,063,367	\$8,294,263	\$86,817,762
Total ADM: 9,487.985	Per ADM Amounts:	\$6,146	\$97	\$736	\$639	\$874	\$9,150
Peoria Unified School District	070211000	\$228,122,626	\$4,000,922	\$36,750,128	\$14,606,481	\$27,725,741	\$304,682,952
Total ADM: 35,843.055	Per ADM Amounts:	\$6,364	\$112	\$1,025	\$408	\$774	\$8,500
Phoenix Elementary District	070401000	\$51,202,418	\$3,013,888	\$14,870,546	\$15,798,372	\$5,506,488	\$89,662,823
Total ADM: 6,178.372	Per ADM Amounts:	\$8,287	\$488	\$2,407	\$2,557	\$891	\$14,512

Expenditures by Fund for Districts

		Maintenance & Operation CSF & IIF Expenditures	Capital Expenditures	Facilities Expenditures	State & Federal Project Expenditures	Other Expenditures	Total Expenditures
Maricopa County							
Phoenix Union High School District	070510000	\$253,282,751	\$15,112,743	\$38,517,553	\$25,701,466	\$21,886,758	\$375,817,704
Total ADM: 26,952.184	Per ADM Amounts:	\$9,397	\$561	\$1,429	\$954	\$812	\$13,944
Queen Creek Unified District	070295000	\$45,140,153	\$2,602,830	\$27,491,921	\$3,815,665	\$5,954,617	\$85,663,427
Total ADM: 7,050.589	Per ADM Amounts:	\$6,402	\$369	\$3,899	\$541	\$845	\$12,150
Riverside Elementary District	070402000	\$5,982,394	\$490,826	\$7,550,958	\$814,711	\$1,012,022	\$18,354,566
Total ADM: 874.853	Per ADM Amounts:	\$6,838	\$561	\$8,631	\$931	\$1,157	\$20,980
Roosevelt Elementary District	070466000	\$64,280,459	\$3,083,777	\$6,770,563	\$15,799,313	\$6,490,760	\$93,994,188
Total ADM: 8,555.789	Per ADM Amounts:	\$7,513	\$360	\$791	\$1,847	\$759	\$10,986
Saddle Mountain Unified School District	070290000	\$12,202,552	\$3,022	\$3,177,611	\$1,365,745	\$1,431,648	\$16,830,302
Total ADM: 1,655.646	Per ADM Amounts:	\$7,370	\$2	\$1,919	\$825	\$865	\$10,165
Scottsdale Unified District	070248000	\$157,729,894	\$8,595,254	\$933,889	\$10,308,025	\$24,103,949	\$245,799,401
Total ADM: 22,259.965	Per ADM Amounts:	\$7,086	\$386	\$42	\$463	\$1,083	\$11,042
Sentinel Elementary District	070371000	\$939,859	\$49,191	\$0	\$52,891	\$29,058	\$1,070,999
Total ADM: 35.730	Per ADM Amounts:	\$26,304	\$1,377	\$0	\$1,480	\$813	\$29,975
Tempe School District	070403000	\$82,994,927	\$3,753,048	\$18,713,063	\$9,611,897	\$8,834,136	\$127,573,302
Total ADM: 11,071.686	Per ADM Amounts:	\$7,496	\$339	\$1,690	\$868	\$798	\$11,522
Tempe Union High School District	070513000	\$91,561,866	\$8,377,399	\$7,760,042	\$6,166,286	\$11,383,435	\$123,473,199
Total ADM: 13,724.839	Per ADM Amounts:	\$6,671	\$610	\$565	\$449	\$829	\$8,996
Tolleson Elementary District	070417000	\$19,323,192	\$1,190,716	\$1,305,983	\$2,520,284	\$3,630,316	\$27,310,370
Total ADM: 3,056.366	Per ADM Amounts:	\$6,322	\$390	\$427	\$825	\$1,188	\$8,936
Tolleson Union High School District	070514000	\$73,602,420	\$6,198,855	\$10,181,144	\$5,371,140	\$7,297,045	\$103,654,924
Total ADM: 11,716.079	Per ADM Amounts:	\$6,282	\$529	\$869	\$458	\$623	\$8,847
Union Elementary District	070462000	\$11,253,083	\$112,048	\$783,550	\$1,115,845	\$1,403,474	\$16,833,113
Total ADM: 1,816.154	Per ADM Amounts:	\$6,196	\$62	\$431	\$614	\$773	\$9,269
Washington Elementary School District	070406000	\$146,390,775	\$1,624,521	\$16,578,080	\$21,425,456	\$24,624,047	\$220,245,864
Total ADM: 21,918.890	Per ADM Amounts:	\$6,679	\$74	\$756	\$977	\$1,123	\$10,048
West-MEC - Western Maricopa Education Center	070802000	\$24,904,416	\$3,251,215	\$7,253,875	\$140,109	\$987,354	\$63,787,374
Total ADM: 9,292.258	Per ADM Amounts:	\$2,680	\$350	\$781	\$15	\$106	\$6,865

Expenditures by Fund for Districts

		Maintenance & Operation CSF & IIF Expenditures	Capital Expenditures	Facilities Expenditures	State & Federal Project Expenditures	Other Expenditures	Total Expenditures
Maricopa County							
Wickenburg Unified District	070209000	\$9,667,498	\$274,217	\$6,446,165	\$1,171,147	\$1,954,574	\$20,608,228
Total ADM: 1,427.594	Per ADM Amounts:	\$6,772	\$192	\$4,515	\$820	\$1,369	\$14,436
Wilson Elementary District	070407000	\$8,822,761	\$1,749,650	\$688,962	\$2,793,871	\$1,140,642	\$15,629,500
Total ADM: 1,123.207	Per ADM Amounts:	\$7,855	\$1,558	\$613	\$2,487	\$1,016	\$13,915
Maricopa Totals		\$3,995,771,344	\$150,353,437	\$608,727,662	\$396,013,272	\$538,476,833	\$5,787,605,834
Total ADM: 597,872.936	Per ADM Amounts:	\$6,683	\$251	\$1,018	\$662	\$901	\$9,680

Expenditures by Fund for Districts

Maintenance
& Operation
CSF & IIF
ExpendituresCapital
ExpendituresFacilities
ExpendituresState &
Federal
Project
ExpendituresOther
ExpendituresTotal
Expenditures

Mohave County

Bullhead City School District	080415000	\$15,400,189	\$143,405	\$91,173	\$3,170,838	\$1,779,335	\$20,584,940
Total ADM: 2,590.449	Per ADM Amounts:	\$5,945	\$55	\$35	\$1,224	\$687	\$7,946
Colorado City Unified District	080214000	\$3,768,808	\$345,987	\$176,270	\$1,551,724	\$360,626	\$6,203,415
Total ADM: 572.592	Per ADM Amounts:	\$6,582	\$604	\$308	\$2,710	\$630	\$10,834
Colorado River Union High School District	080502000	\$11,804,277	\$256,820	\$2,205,553	\$1,600,860	\$1,946,941	\$25,884,987
Total ADM: 1,799.595	Per ADM Amounts:	\$6,559	\$143	\$1,226	\$890	\$1,082	\$14,384
Hackberry School District	080303000	\$862,875	\$39,322	\$0	\$76,443	\$19,939	\$998,579
Total ADM: 55.121	Per ADM Amounts:	\$15,654	\$713	\$0	\$1,387	\$362	\$18,116
Kingman Unified School District	080220000	\$38,522,137	\$2,542,572	\$6,414,196	\$5,417,393	\$3,546,230	\$52,122,528
Total ADM: 6,520.029	Per ADM Amounts:	\$5,908	\$390	\$984	\$831	\$544	\$7,994
Lake Havasu Unified District	080201000	\$33,028,190	\$166,870	\$4,136,418	\$3,055,234	\$4,133,887	\$52,827,778
Total ADM: 5,218.757	Per ADM Amounts:	\$6,329	\$32	\$793	\$585	\$792	\$10,123
Littlefield Unified District	080209000	\$2,706,104	\$257,225	\$216,385	\$507,002	\$252,880	\$3,939,596
Total ADM: 354.190	Per ADM Amounts:	\$7,640	\$726	\$611	\$1,431	\$714	\$11,123
Mohave Valley Elementary District	080416000	\$8,116,968	\$195,550	\$71,695	\$1,735,593	\$653,698	\$10,773,504
Total ADM: 1,046.802	Per ADM Amounts:	\$7,754	\$187	\$68	\$1,658	\$624	\$10,292
Owens School District No.6	080306000	\$348,273	\$7,024	\$33,742	\$52,235	\$15,618	\$456,892
Total ADM: 25.668	Per ADM Amounts:	\$13,568	\$274	\$1,315	\$2,035	\$608	\$17,800
Peach Springs Unified District	080208000	\$1,965,632	\$174,617	\$0	\$539,307	\$79,272	\$2,758,828
Total ADM: 202.964	Per ADM Amounts:	\$9,685	\$860	\$0	\$2,657	\$391	\$13,593
Topock Elementary District	080412000	\$884,611	\$44,510	\$7,475	\$144,836	\$87,137	\$1,168,569
Total ADM: 101.580	Per ADM Amounts:	\$8,709	\$438	\$74	\$1,426	\$858	\$11,504
Valentine Elementary District	080322000	\$597,574	\$44,400	\$0	\$295,591	\$0	\$937,565
Total ADM: 95.088	Per ADM Amounts:	\$6,284	\$467	\$0	\$3,109	\$0	\$9,860
Western Arizona Vocational District #50	080850000	\$2,439,166	\$1,362	\$0	\$128,661	\$8,033	\$2,577,222
Total ADM: 902.819	Per ADM Amounts:	\$2,702	\$2	\$0	\$143	\$9	\$2,855
Yucca Elementary District	080313000	\$478,801	\$38,907	\$0	\$51,955	\$28,509	\$598,172
Total ADM: 44.546	Per ADM Amounts:	\$10,748	\$873	\$0	\$1,166	\$640	\$13,428
Mohave Totals		\$120,923,605	\$4,258,571	\$13,352,907	\$18,327,672	\$12,912,105	\$181,832,575
Total ADM: 19,530.200	Per ADM Amounts:	\$6,192	\$218	\$684	\$938	\$661	\$9,310

Expenditures by Fund for Districts

Maintenance
& Operation
CSF & IIF
ExpendituresCapital
ExpendituresFacilities
ExpendituresState &
Federal
Project
ExpendituresOther
ExpendituresTotal
Expenditures

Navajo County

Blue Ridge Unified School District No. 32	090232000	\$14,343,810	\$94,275	\$4,913,151	\$2,543,681	\$1,721,510	\$28,226,893
Total ADM: 2,095.310	Per ADM Amounts:	\$6,846	\$45	\$2,345	\$1,214	\$822	\$13,471
Cedar Unified District	090225000	\$919,621	\$0	\$26,643	\$1,918,107	\$266,288	\$3,130,659
Total ADM: 117.651	Per ADM Amounts:	\$7,817	\$0	\$226	\$16,303	\$2,263	\$26,610
Heber-Overgaard Unified District	090206000	\$3,749,706	\$204,695	\$831,175	\$599,427	\$469,700	\$5,353,853
Total ADM: 477.079	Per ADM Amounts:	\$7,860	\$429	\$1,742	\$1,256	\$985	\$11,222
Holbrook Unified District	090203000	\$16,436,287	\$472,543	\$328,594	\$4,708,578	\$1,616,815	\$23,327,817
Total ADM: 1,912.196	Per ADM Amounts:	\$8,596	\$247	\$172	\$2,462	\$846	\$12,199
Joseph City Unified District	090202000	\$4,248,677	\$186,978	\$884,801	\$463,725	\$601,451	\$5,775,632
Total ADM: 412.106	Per ADM Amounts:	\$10,310	\$454	\$2,147	\$1,125	\$1,459	\$14,015
Kayenta Unified School District #27	090227000	\$12,063,524	\$2,037,934	\$0	\$19,226,979	\$4,247,412	\$37,575,849
Total ADM: 1,719.750	Per ADM Amounts:	\$7,015	\$1,185	\$0	\$11,180	\$2,470	\$21,850
Navajo County Accommodation District #99	090199000	\$224,924	\$7,000	\$0	\$128,671	\$23,787	\$384,382
Total ADM: 15.191	Per ADM Amounts:	\$14,806	\$461	\$0	\$8,470	\$1,566	\$25,303
Northeast Arizona Technological Institute of Vocational	090836000	\$2,005,579	\$610,848	\$0	\$119,616	\$46,012	\$2,782,055
Total ADM: 627.654	Per ADM Amounts:	\$3,195	\$973	\$0	\$191	\$73	\$4,432
Northern Arizona Vocational Institute of Technology	090835000	\$4,370,045	\$243,007	\$0	\$195,463	\$9,254	\$4,817,769
Total ADM: 1,081.857	Per ADM Amounts:	\$4,039	\$225	\$0	\$181	\$9	\$4,453
Pinon Unified District	090204000	\$7,494,672	\$0	\$0	\$8,887,988	\$1,693,104	\$18,075,764
Total ADM: 1,052.866	Per ADM Amounts:	\$7,118	\$0	\$0	\$8,442	\$1,608	\$17,168
Show Low Unified District	090210000	\$15,266,651	\$701,311	\$25,356	\$1,948,874	\$1,693,968	\$19,636,160
Total ADM: 2,419.866	Per ADM Amounts:	\$6,309	\$290	\$10	\$805	\$700	\$8,115
Snowflake Unified District	090205000	\$13,212,661	\$677,821	\$812,031	\$1,875,404	\$1,454,034	\$18,031,951
Total ADM: 2,489.682	Per ADM Amounts:	\$5,307	\$272	\$326	\$753	\$584	\$7,243
Whiteriver Unified District	090220000	\$12,073,147	\$647,725	\$1,956,557	\$10,495,079	\$2,526,601	\$25,740,809
Total ADM: 2,112.821	Per ADM Amounts:	\$5,714	\$307	\$926	\$4,967	\$1,196	\$12,183
Winslow Unified District	090201000	\$12,415,399	\$139,524	\$0	\$4,176,462	\$1,611,024	\$18,342,409
Total ADM: 1,998.269	Per ADM Amounts:	\$6,213	\$70	\$0	\$2,090	\$806	\$9,179
Navajo Totals		\$118,824,703	\$6,023,661	\$9,778,308	\$57,288,054	\$17,980,959	\$211,202,001
Total ADM: 18,532.298	Per ADM Amounts:	\$6,412	\$325	\$528	\$3,091	\$970	\$11,396

Expenditures by Fund for Districts

		Maintenance & Operation CSF & IIF Expenditures	Capital Expenditures	Facilities Expenditures	State & Federal Project Expenditures	Other Expenditures	Total Expenditures
Pima County							
Ajo Unified District	100215000	\$3,017,100	\$187,981	\$39,830	\$380,572	\$339,293	\$3,964,776
Total ADM: 421.446	Per ADM Amounts:	\$7,159	\$446	\$95	\$903	\$805	\$9,408
Altar Valley Elementary District	100351000	\$6,655,354	\$511,484	\$0	\$989,013	\$706,888	\$8,862,739
Total ADM: 854.686	Per ADM Amounts:	\$7,787	\$598	\$0	\$1,157	\$827	\$10,370
Amphitheater Unified District	100210000	\$92,234,879	\$2,723,050	\$16,980,220	\$9,034,563	\$12,779,865	\$143,230,104
Total ADM: 13,309.909	Per ADM Amounts:	\$6,930	\$205	\$1,276	\$679	\$960	\$10,761
Baboquivari Unified School District #40	100240000	\$7,893,819	\$0	\$0	\$7,606,761	\$1,098,499	\$16,599,079
Total ADM: 967.566	Per ADM Amounts:	\$8,158	\$0	\$0	\$7,862	\$1,135	\$17,156
Catalina Foothills Unified District	100216000	\$30,781,442	\$3,139,543	\$4,377,585	\$1,329,584	\$7,583,629	\$47,424,770
Total ADM: 5,099.025	Per ADM Amounts:	\$6,037	\$616	\$859	\$261	\$1,487	\$9,301
Continental Elementary District	100339000	\$5,740,297	\$284,460	\$1,006,213	\$181,154	\$524,194	\$6,730,105
Total ADM: 797.013	Per ADM Amounts:	\$7,202	\$357	\$1,262	\$227	\$658	\$8,444
Empire Elementary District	100337000	\$217,619	\$0	\$0	\$0	\$0	\$217,619
Total ADM: 14.880	Per ADM Amounts:	\$14,625	\$0	\$0	\$0	\$0	\$14,625
Flowing Wells Unified District	100208000	\$32,773,165	\$992,737	\$2,375,032	\$4,501,519	\$4,701,715	\$44,084,678
Total ADM: 5,368.362	Per ADM Amounts:	\$6,105	\$185	\$442	\$839	\$876	\$8,212
Marana Unified District	100206000	\$79,051,050	\$1,116,390	\$9,716,423	\$7,000,246	\$14,302,106	\$115,209,604
Total ADM: 11,615.257	Per ADM Amounts:	\$6,806	\$96	\$837	\$603	\$1,231	\$9,919
Pima Accommodation District	100100000	\$630,390	\$36,260	\$0	\$390,521	\$136,248	\$1,193,419
Total ADM: 62.501	Per ADM Amounts:	\$10,086	\$580	\$0	\$6,248	\$2,180	\$19,094
Pima County JTED	100811000	\$18,192,003	\$591,064	\$0	\$309,817	\$85,276	\$19,178,160
Total ADM: 4,783.395	Per ADM Amounts:	\$3,803	\$124	\$0	\$65	\$18	\$4,009
Redington Elementary District	100344000	\$76,599	\$0	\$0	\$0	\$0	\$76,599
Total ADM: 6.039	Per ADM Amounts:	\$12,684	\$0	\$0	\$0	\$0	\$12,684
Sahuarita Unified District	100230000	\$39,189,472	\$1,894,432	\$9,112,688	\$2,097,830	\$5,032,254	\$62,599,234
Total ADM: 6,244.961	Per ADM Amounts:	\$6,275	\$303	\$1,459	\$336	\$806	\$10,024
San Fernando Elementary District	100335000	\$315,456	\$14,259	\$0	\$10,774	\$1,854	\$342,343
Total ADM: 17.625	Per ADM Amounts:	\$17,898	\$809	\$0	\$611	\$105	\$19,424

Expenditures by Fund for Districts

		Maintenance & Operation CSF & IIF Expenditures	Capital Expenditures	Facilities Expenditures	State & Federal Project Expenditures	Other Expenditures	Total Expenditures
Pima County							
Sunnyside Unified District	100212000	\$86,956,043	\$1,656,050	\$6,046,851	\$17,030,491	\$14,135,033	\$127,174,094
Total ADM: 15,537.196	Per ADM Amounts:	\$5,597	\$107	\$389	\$1,096	\$910	\$8,185
Tanque Verde Unified District	100213000	\$13,868,109	\$233,617	\$1,350,085	\$171,681	\$2,098,541	\$17,046,208
Total ADM: 2,031.406	Per ADM Amounts:	\$6,827	\$115	\$665	\$85	\$1,033	\$8,391
Tucson Unified District	100201000	\$331,528,027	\$12,029,831	\$21,705,337	\$52,474,594	\$47,863,327	\$455,077,245
Total ADM: 43,852.487	Per ADM Amounts:	\$7,560	\$274	\$495	\$1,197	\$1,091	\$10,377
Vail Unified District	100220000	\$86,810,579	\$1,741,040	\$5,485,985	\$6,324,155	\$12,151,324	\$109,216,453
Total ADM: 12,586.986	Per ADM Amounts:	\$6,897	\$138	\$436	\$502	\$965	\$8,677
Pima Totals		\$835,931,403	\$27,152,198	\$78,196,249	\$109,833,275	\$123,540,044	\$1,178,227,227
Total ADM: 123,570.740	Per ADM Amounts:	\$6,765	\$220	\$633	\$889	\$1,000	\$9,535

Expenditures by Fund for Districts

Maintenance
& Operation
CSF & IIF
ExpendituresCapital
ExpendituresFacilities
ExpendituresState &
Federal
Project
ExpendituresOther
ExpendituresTotal
Expenditures

Pinal County

Apache Junction Unified District	110243000	\$22,638,154	\$865,333	\$3,885,069	\$3,307,282	\$2,688,360	\$30,784,198
Total ADM: 3,496.859	Per ADM Amounts:	\$6,474	\$247	\$1,111	\$946	\$769	\$8,803
Casa Grande Elementary District	110404000	\$44,006,386	\$2,164,397	\$3,507,481	\$4,205,430	\$5,279,381	\$77,736,592
Total ADM: 6,525.473	Per ADM Amounts:	\$6,744	\$332	\$538	\$644	\$809	\$11,913
Casa Grande Union High School District	110502000	\$26,008,393	\$1,282,426	\$3,550,500	\$2,384,378	\$1,555,545	\$32,307,367
Total ADM: 3,566.588	Per ADM Amounts:	\$7,292	\$360	\$995	\$669	\$436	\$9,058
Central Arizona Valley Institute of Technology	110801000	\$1,922,799	\$2,376,085	\$0	\$355,770	\$61,536	\$4,716,190
Total ADM: 649.745	Per ADM Amounts:	\$2,959	\$3,657	\$0	\$548	\$95	\$7,259
Cobre Valley Institute of Technology District	110802000	\$1,170,271	\$146,220	\$0	\$22,630	\$12,711	\$1,351,832
Total ADM: 265.550	Per ADM Amounts:	\$4,407	\$551	\$0	\$85	\$48	\$5,091
Coolidge Unified District	110221000	\$14,796,212	\$83,216	\$1,568,171	\$4,048,663	\$1,705,888	\$20,836,128
Total ADM: 2,195.826	Per ADM Amounts:	\$6,738	\$38	\$714	\$1,844	\$777	\$9,489
Eloy Elementary District	110411000	\$5,537,290	\$322,578	\$616,403	\$1,166,979	\$731,581	\$8,256,443
Total ADM: 821.741	Per ADM Amounts:	\$6,738	\$393	\$750	\$1,420	\$890	\$10,048
Florence Unified School District	110201000	\$57,678,353	\$1,087,852	\$5,285,021	\$5,391,955	\$6,762,803	\$76,747,196
Total ADM: 8,819.016	Per ADM Amounts:	\$6,540	\$123	\$599	\$611	\$767	\$8,702
J O Combs Unified School District	110244000	\$27,384,700	\$509,105	\$3,088,860	\$1,941,156	\$3,184,157	\$41,384,659
Total ADM: 4,431.038	Per ADM Amounts:	\$6,180	\$115	\$697	\$438	\$719	\$9,340
Mammoth-San Manuel Unified District	110208000	\$5,324,540	\$219,336	\$704,288	\$650,686	\$635,868	\$7,534,718
Total ADM: 705.416	Per ADM Amounts:	\$7,548	\$311	\$998	\$922	\$901	\$10,681
Maricopa Unified School District	110220000	\$43,644,551	\$2,698,193	\$3,650,589	\$4,058,584	\$3,869,877	\$55,571,794
Total ADM: 6,482.712	Per ADM Amounts:	\$6,732	\$416	\$563	\$626	\$597	\$8,572
Mary C O'Brien Accommodation District	110100000	\$4,305,568	\$424,928	\$0	\$197,796	\$112,689	\$5,040,981
Total ADM: 198.981	Per ADM Amounts:	\$21,638	\$2,136	\$0	\$994	\$566	\$25,334
Oracle Elementary District	110302000	\$5,376,696	\$182,895	\$3,950	\$246,372	\$430,598	\$6,240,511
Total ADM: 597.978	Per ADM Amounts:	\$8,991	\$306	\$7	\$412	\$720	\$10,436
Picacho Elementary District	110433000	\$1,323,810	\$54,133	\$10,706	\$116,966	\$157,027	\$1,662,642
Total ADM: 165.083	Per ADM Amounts:	\$8,019	\$328	\$65	\$709	\$951	\$10,072

Expenditures by Fund for Districts

		Maintenance & Operation CSF & IIF Expenditures	Capital Expenditures	Facilities Expenditures	State & Federal Project Expenditures	Other Expenditures	Total Expenditures
Pinal County							
Ray Unified District	110203000	\$3,551,800	\$249,362	\$1,420,931	\$381,579	\$332,656	\$5,936,328
Total ADM: 425.890	Per ADM Amounts:	\$8,340	\$586	\$3,336	\$896	\$781	\$13,939
Red Rock Elementary District	110405000	\$2,354,708	\$36,297	\$38,206	\$39,007	\$216,907	\$2,685,125
Total ADM: 373.074	Per ADM Amounts:	\$6,312	\$97	\$102	\$105	\$581	\$7,197
Sacaton Elementary District	110418000	\$4,061,463	\$693,279	\$0	\$5,889,571	\$573,433	\$11,217,746
Total ADM: 520.928	Per ADM Amounts:	\$7,797	\$1,331	\$0	\$11,306	\$1,101	\$21,534
Santa Cruz Valley Union High School District	110540000	\$3,729,136	\$196,117	\$850,724	\$503,171	\$438,731	\$7,387,843
Total ADM: 409.238	Per ADM Amounts:	\$9,112	\$479	\$2,079	\$1,230	\$1,072	\$18,053
Stanfield Elementary District	110424000	\$3,776,788	\$344,440	\$0	\$744,917	\$450,262	\$5,316,407
Total ADM: 463.143	Per ADM Amounts:	\$8,155	\$744	\$0	\$1,608	\$972	\$11,479
Superior Unified School District	110215000	\$3,011,236	\$112,401	\$114,625	\$445,610	\$588,416	\$4,160,863
Total ADM: 357.963	Per ADM Amounts:	\$8,412	\$314	\$320	\$1,245	\$1,644	\$11,624
Toltec School District	110422000	\$5,673,732	\$242,222	\$1,224,984	\$600,472	\$592,767	\$8,334,177
Total ADM: 947.947	Per ADM Amounts:	\$5,985	\$256	\$1,292	\$633	\$625	\$8,792
Pinal Totals		\$287,276,586	\$14,290,815	\$29,520,508	\$36,698,974	\$30,381,194	\$415,209,741
Total ADM: 42,420.189	Per ADM Amounts:	\$6,772	\$337	\$696	\$865	\$716	\$9,788

Expenditures by Fund for Districts

		Maintenance & Operation CSF & IIF Expenditures	Capital Expenditures	Facilities Expenditures	State & Federal Project Expenditures	Other Expenditures	Total Expenditures
Santa Cruz County							
Nogales Unified District	120201000	\$32,618,414	\$1,252,499	\$345,788	\$5,240,216	\$5,319,619	\$44,776,536
Total ADM: 5,651.482	Per ADM Amounts:	\$5,772	\$222	\$61	\$927	\$941	\$7,923
Patagonia Elementary District	120406000	\$1,133,400	\$35,553	\$0	\$143,285	\$23,412	\$1,335,650
Total ADM: 88.539	Per ADM Amounts:	\$12,801	\$402	\$0	\$1,618	\$264	\$15,085
Patagonia Union High School District	120520000	\$1,443,683	\$43,884	\$58,995	\$47,474	\$197,707	\$1,791,743
Total ADM: 82.862	Per ADM Amounts:	\$17,423	\$530	\$712	\$573	\$2,386	\$21,623
Santa Cruz Elementary District	120328000	\$2,441,739	\$194,199	\$0	\$270,469	\$146,501	\$3,052,908
Total ADM: 294.396	Per ADM Amounts:	\$8,294	\$660	\$0	\$919	\$498	\$10,370
Santa Cruz Valley Unified District	120235000	\$21,314,346	\$431,154	\$1,067,456	\$2,948,790	\$3,064,886	\$27,940,952
Total ADM: 3,259.349	Per ADM Amounts:	\$6,539	\$132	\$328	\$905	\$940	\$8,573
Sonoita Elementary District	120425000	\$1,897,826	\$37,650	\$18,720	\$86,180	\$78,381	\$2,118,757
Total ADM: 106.432	Per ADM Amounts:	\$17,831	\$354	\$176	\$810	\$736	\$19,907
Santa Cruz Totals		\$60,849,408	\$1,994,939	\$1,490,959	\$8,736,414	\$8,830,506	\$81,016,546
Total ADM: 9,483.060	Per ADM Amounts:	\$6,417	\$210	\$157	\$921	\$931	\$8,543

Expenditures by Fund for Districts

		Maintenance & Operation CSF & IIF Expenditures	Capital Expenditures	Facilities Expenditures	State & Federal Project Expenditures	Other Expenditures	Total Expenditures
Yavapai County							
Ash Fork Joint Unified District	130231000	\$2,592,536	\$217,558	\$0	\$222,215	\$249,046	\$3,281,355
Total ADM: 243.397	Per ADM Amounts:	\$10,651	\$894	\$0	\$913	\$1,023	\$13,481
Bagdad Unified District	130220000	\$3,355,550	\$456,140	\$0	\$251,589	\$1,410,569	\$5,473,848
Total ADM: 392.786	Per ADM Amounts:	\$8,543	\$1,161	\$0	\$641	\$3,591	\$13,936
Beaver Creek Elementary District	130326000	\$2,728,898	\$85,084	\$364,541	\$399,120	\$326,081	\$3,584,293
Total ADM: 421.347	Per ADM Amounts:	\$6,477	\$202	\$865	\$947	\$774	\$8,507
Camp Verde Unified District	130228000	\$9,528,847	\$156,221	\$22,000	\$1,767,516	\$1,264,340	\$12,738,924
Total ADM: 1,474.827	Per ADM Amounts:	\$6,461	\$106	\$15	\$1,198	\$857	\$8,638
Canon Elementary District	130350000	\$1,494,071	\$34,631	\$4,195	\$273,678	\$112,579	\$1,919,154
Total ADM: 176.168	Per ADM Amounts:	\$8,481	\$197	\$24	\$1,554	\$639	\$10,894
Chino Valley Unified District	130251000	\$13,873,158	\$307,966	\$110,098	\$1,789,806	\$2,137,501	\$18,218,529
Total ADM: 2,291.880	Per ADM Amounts:	\$6,053	\$134	\$48	\$781	\$933	\$7,949
Clarkdale-Jerome Elementary District	130403000	\$3,088,671	\$127,038	\$0	\$240,245	\$314,536	\$3,770,490
Total ADM: 438.685	Per ADM Amounts:	\$7,041	\$290	\$0	\$548	\$717	\$8,595
Congress Elementary District	130317000	\$1,413,488	\$81,418	\$0	\$194,782	\$75,844	\$1,765,532
Total ADM: 127.133	Per ADM Amounts:	\$11,118	\$640	\$0	\$1,532	\$597	\$13,887
Cottonwood-Oak Creek Elementary District	130406000	\$12,390,395	\$57,789	\$1,158,542	\$1,947,949	\$2,102,660	\$19,018,717
Total ADM: 1,928.829	Per ADM Amounts:	\$6,424	\$30	\$601	\$1,010	\$1,090	\$9,860
Crown King Elementary District	130341000	\$89,422	\$0	\$0	\$21,466	\$242	\$111,130
Total ADM: 5.860	Per ADM Amounts:	\$15,260	\$0	\$0	\$3,663	\$41	\$18,964
Hillside Elementary District	130335000	\$293,420	\$195	\$0	\$23,838	\$244	\$317,697
Total ADM: 25.381	Per ADM Amounts:	\$11,561	\$8	\$0	\$939	\$10	\$12,517
Humboldt Unified District	130222000	\$33,103,362	\$3,855,345	\$433,578	\$4,231,687	\$4,442,358	\$47,036,376
Total ADM: 5,507.914	Per ADM Amounts:	\$6,010	\$700	\$79	\$768	\$807	\$8,540
Kirkland Elementary District	130323000	\$1,029,187	\$31,736	\$7,230	\$123,426	\$48,073	\$1,239,652
Total ADM: 80.568	Per ADM Amounts:	\$12,774	\$394	\$90	\$1,532	\$597	\$15,386
Mayer Unified School District	130243000	\$4,363,537	\$189,759	\$170,207	\$690,488	\$538,211	\$5,847,202
Total ADM: 469.979	Per ADM Amounts:	\$9,285	\$404	\$362	\$1,469	\$1,145	\$12,441

Expenditures by Fund for Districts

		Maintenance & Operation CSF & IIF Expenditures	Capital Expenditures	Facilities Expenditures	State & Federal Project Expenditures	Other Expenditures	Total Expenditures
Yavapai County							
Mingus Union High School District	130504000	\$7,634,307	\$448,823	\$1,889,525	\$898,648	\$998,579	\$11,259,504
Total ADM: 1,239.391	Per ADM Amounts:	\$6,160	\$362	\$1,525	\$725	\$806	\$9,085
Mountain Institute JTED	130802000	\$2,307,038	\$17,239	\$0	\$263,657	\$649	\$2,588,583
Total ADM: 529.921	Per ADM Amounts:	\$4,354	\$33	\$0	\$498	\$1	\$4,885
Prescott Unified District	130201000	\$23,793,874	\$67,011	\$409,418	\$2,626,406	\$3,575,389	\$31,904,454
Total ADM: 3,861.553	Per ADM Amounts:	\$6,162	\$17	\$106	\$680	\$926	\$8,262
Sedona-Oak Creek JUSD #9	130209000	\$7,829,356	\$440,379	\$6,563,259	\$724,462	\$1,493,379	\$12,989,007
Total ADM: 926.988	Per ADM Amounts:	\$8,446	\$475	\$7,080	\$782	\$1,611	\$14,012
Seligman Unified District	130240000	\$2,280,853	\$58,888	\$164,134	\$110,008	\$85,698	\$2,699,581
Total ADM: 117.946	Per ADM Amounts:	\$19,338	\$499	\$1,392	\$933	\$727	\$22,888
Skull Valley Elementary District	130315000	\$432,077	\$383	\$0	\$22,710	\$10,387	\$465,557
Total ADM: 26.530	Per ADM Amounts:	\$16,286	\$14	\$0	\$856	\$392	\$17,548
Valley Academy for Career and Technology Education	130801000	\$1,341,543	\$189,788	\$0	\$11,297	\$2,367	\$1,544,995
Total ADM: 363.608	Per ADM Amounts:	\$3,690	\$522	\$0	\$31	\$7	\$4,249
Walnut Grove Elementary District	130307000	\$25,940	\$0	\$0	\$426	\$0	\$26,366
Total ADM: 2.000	Per ADM Amounts:	\$12,970	\$0	\$0	\$213	\$0	\$13,183
Williamson Valley Elementary School District	130302000	\$186,492	\$65	\$0	\$1,103	\$0	\$187,660
Total ADM: 31.502	Per ADM Amounts:	\$5,920	\$2	\$0	\$35	\$0	\$5,957
Yarnell Elementary District	130352000	\$783,416	\$0	\$90,593	\$58,350	\$70,504	\$1,002,863
Total ADM: 55.022	Per ADM Amounts:	\$14,238	\$0	\$1,646	\$1,060	\$1,281	\$18,227
Yavapai Accommodation School District	130199000	\$1,140,368	\$26,337	\$0	\$33,397	\$23,345	\$1,223,447
Total ADM: 77.749	Per ADM Amounts:	\$14,667	\$339	\$0	\$430	\$300	\$15,736
Yavapai Totals		\$137,099,806	\$6,849,793	\$11,387,320	\$16,928,269	\$19,282,582	\$190,214,917
Total ADM: 20,816.964	Per ADM Amounts:	\$6,586	\$329	\$547	\$813	\$926	\$9,137

Expenditures by Fund for Districts

		Maintenance & Operation CSF & IIF Expenditures	Capital Expenditures	Facilities Expenditures	State & Federal Project Expenditures	Other Expenditures	Total Expenditures
Yuma County							
Antelope Union High School District	140550000	\$2,470,663	\$82,619	\$14,508	\$279,141	\$365,000	\$3,248,220
Total ADM: 206.899	Per ADM Amounts:	\$11,941	\$399	\$70	\$1,349	\$1,764	\$15,700
Crane Elementary District	140413000	\$32,073,808	\$895,873	\$2,585,820	\$5,619,373	\$4,351,066	\$44,046,417
Total ADM: 5,843.148	Per ADM Amounts:	\$5,489	\$153	\$443	\$962	\$745	\$7,538
Gadsden Elementary District	140432000	\$28,692,324	\$737,526	\$1,105,440	\$5,425,385	\$4,410,497	\$39,884,643
Total ADM: 4,999.033	Per ADM Amounts:	\$5,740	\$148	\$221	\$1,085	\$882	\$7,978
Hyder Elementary District	140416000	\$1,555,301	\$154,070	\$0	\$245,935	\$172,908	\$2,129,417
Total ADM: 85.872	Per ADM Amounts:	\$18,112	\$1,794	\$0	\$2,864	\$2,014	\$24,798
Mohawk Valley Elementary District	140417000	\$1,359,897	\$227,774	\$40,136	\$181,256	\$219,906	\$2,029,374
Total ADM: 157.742	Per ADM Amounts:	\$8,621	\$1,444	\$254	\$1,149	\$1,394	\$12,865
Somerton Elementary District	140411000	\$15,800,355	\$2,179,904	\$0	\$3,374,586	\$2,626,253	\$24,073,495
Total ADM: 2,867.478	Per ADM Amounts:	\$5,510	\$760	\$0	\$1,177	\$916	\$8,395
Southwest Technical Education District of Yuma	140801000	\$2,516,637	\$2,634,279	\$0	\$53,436	\$32,811	\$5,237,163
Total ADM: 1,065.364	Per ADM Amounts:	\$2,362	\$2,473	\$0	\$50	\$31	\$4,916
Wellton Elementary District	140424000	\$1,408,689	\$90,669	\$11,469	\$250,522	\$204,045	\$1,965,394
Total ADM: 199.140	Per ADM Amounts:	\$7,074	\$455	\$58	\$1,258	\$1,025	\$9,869
Yuma Elementary District	140401000	\$47,294,337	\$1,479,268	\$2,345,979	\$8,650,977	\$5,993,325	\$65,860,847
Total ADM: 8,381.021	Per ADM Amounts:	\$5,643	\$177	\$280	\$1,032	\$715	\$7,858
Yuma Union High School District	140570000	\$62,525,388	\$1,530,595	\$6,107,307	\$10,060,943	\$13,022,683	\$113,404,945
Total ADM: 11,101.252	Per ADM Amounts:	\$5,632	\$138	\$550	\$906	\$1,173	\$10,216
Yuma Totals		\$195,697,399	\$10,012,577	\$12,210,659	\$34,141,554	\$31,398,494	\$301,879,915
Total ADM: 34,906.949	Per ADM Amounts:	\$5,606	\$287	\$350	\$978	\$899	\$8,648

Expenditures by Fund for Districts		Maintenance & Operation CSF & IIF Expenditures	Capital Expenditures	Facilities Expenditures	State & Federal Project Expenditures	Other Expenditures	Total Expenditures
State Totals		\$6,183,858,782	\$237,969,888	\$787,624,127	\$814,963,285	\$839,387,993	\$9,018,779,810
Total ADM: 928,836.645	Per ADM Amounts:	\$6,658	\$256	\$848	\$877	\$904	\$9,710

Expenditures by Project for Charter Schools

General
Projects

CSP & IIP

State &
Federal
ProjectsTotal Project
Expenditures

Cochise County

Center for Academic Success, Inc.	028750000	\$8,150,941	\$621,677	\$1,165,617	\$9,938,235
Total Attending ADM: 1,126.736	Per ADM Amounts:	\$7,234	\$552	\$1,035	\$8,820
Cochise Community Development Corporation	028701000	\$2,998,795	\$164,839	\$158,813	\$3,322,447
Total Attending ADM: 341.479	Per ADM Amounts:	\$8,782	\$483	\$465	\$9,730
Omega Alpha Academy	028751000	\$2,279,550	\$78,230	\$311,961	\$2,669,741
Total Attending ADM: 244.925	Per ADM Amounts:	\$9,307	\$319	\$1,274	\$10,900
Cochise Totals		\$13,429,286	\$864,746	\$1,636,391	\$15,930,423
Total Attending ADM: 1,713.140	Per ADM Amounts:	\$7,839	\$505	\$955	\$9,299

Expenditures by Project for Charter Schools		General Projects	CSP & IIP	State & Federal Projects	Total Project Expenditures
Coconino County					
BASIS Schools, Inc.	038707000	\$5,202,862	\$324,683	\$210,106	\$5,737,651
Total Attending ADM: 632.505	Per ADM Amounts:	\$8,226	\$513	\$332	\$9,071
Flagstaff Arts And Leadership Academy	038750000	\$2,571,804	\$176,336	\$33,419	\$2,781,559
Total Attending ADM: 285.808	Per ADM Amounts:	\$8,998	\$617	\$117	\$9,732
Flagstaff Junior Academy	038752000	\$2,184,850	\$165,105	\$99,554	\$2,449,509
Total Attending ADM: 293.853	Per ADM Amounts:	\$7,435	\$562	\$339	\$8,336
Flagstaff Montessori, L.L.C.	038705000	\$1,258,295	\$88,861	\$0	\$1,347,156
Total Attending ADM: 173.713	Per ADM Amounts:	\$7,244	\$512	\$0	\$7,755
Haven Montessori Children's House, Inc.	038755000	\$626,843	\$38,191	\$0	\$665,034
Total Attending ADM: 81.310	Per ADM Amounts:	\$7,709	\$470	\$0	\$8,179
Mountain School, Inc.	038751000	\$1,514,246	\$102,738	\$23,534	\$1,640,518
Total Attending ADM: 179.560	Per ADM Amounts:	\$8,433	\$572	\$131	\$9,136
Northland Preparatory Academy	038701000	\$5,026,454	\$375,857	\$145,126	\$5,547,437
Total Attending ADM: 642.403	Per ADM Amounts:	\$7,824	\$585	\$226	\$8,635
Painted Desert Demonstration Projects, Inc.	038753000	\$860,705	\$42,983	\$1,271,485	\$2,175,173
Total Attending ADM: 114.849	Per ADM Amounts:	\$7,494	\$374	\$11,071	\$18,939
PEAK School Inc., The	038702000	\$1,090,504	\$82,055	\$215,360	\$1,387,919
Total Attending ADM: 153.709	Per ADM Amounts:	\$7,095	\$534	\$1,401	\$9,030
Pine Forest Education Association, Inc.	038706000	\$2,228,757	\$176,457	\$115,902	\$2,521,116
Total Attending ADM: 271.996	Per ADM Amounts:	\$8,194	\$649	\$426	\$9,269
Coconino Totals		\$22,565,320	\$1,573,266	\$2,114,486	\$26,253,072
Total Attending ADM: 2,829.706	Per ADM Amounts:	\$7,974	\$556	\$747	\$9,278

Expenditures by Project for Charter Schools

General
Projects

CSP & IIP

State &
Federal
ProjectsTotal Project
Expenditures

Gila County

Destiny School, Inc.	048701000	\$2,048,035	\$121,712	\$776,425	\$2,946,172
Total Attending ADM: 284.150	Per ADM Amounts:	\$7,208	\$428	\$2,732	\$10,368
Liberty High School	048750000	\$720,449	\$58,523	\$67,802	\$846,774
Total Attending ADM: 84.909	Per ADM Amounts:	\$8,485	\$689	\$799	\$9,973
The Shelby School	048703000	\$234,689	\$18,064	\$25,758	\$278,511
Total Attending ADM: 30.677	Per ADM Amounts:	\$7,650	\$589	\$840	\$9,079
Gila Totals		\$3,003,173	\$198,299	\$869,985	\$4,071,457
Total Attending ADM: 399.736	Per ADM Amounts:	\$7,513	\$496	\$2,176	\$10,185

Expenditures by Project for Charter Schools		General Projects	CSP & IIP	State & Federal Projects	Total Project Expenditures
Graham County					
Discovery Plus Academy	058703000	\$623,752	\$61,846	\$67,449	\$753,047
Total Attending ADM: 108.697	Per ADM Amounts:	\$5,738	\$569	\$621	\$6,928
Triumphant Learning Center	058702000	\$727,418	\$55,807	\$17,216	\$800,441
Total Attending ADM: 92.261	Per ADM Amounts:	\$7,884	\$605	\$187	\$8,676
Graham Totals		\$1,351,170	\$117,653	\$84,665	\$1,553,488
Total Attending ADM: 200.958	Per ADM Amounts:	\$6,724	\$585	\$421	\$7,730

Expenditures by Project for Charter Schools		General Projects	CSP & IIP	State & Federal Projects	Total Project Expenditures
Maricopa County					
Academy Of Excellence, Inc.	078604000	\$0	\$0	\$0	\$0
Total Attending ADM: 83.271	Per ADM Amounts:	\$0	\$0	\$0	\$0
Academy of Mathematics and Science, Inc.	078270000	\$6,020,219	\$474,579	\$471,207	\$6,966,005
Total Attending ADM: 874.218	Per ADM Amounts:	\$6,886	\$543	\$539	\$7,968
Academy with Community Partners Inc	078794000	\$1,038,806	\$83,100	\$72,979	\$1,194,885
Total Attending ADM: 119.569	Per ADM Amounts:	\$8,688	\$695	\$610	\$9,993
Accelerated Learning Center, Inc.	078979000	\$1,207,530	\$77,219	\$0	\$1,284,749
Total Attending ADM: 187.708	Per ADM Amounts:	\$6,433	\$411	\$0	\$6,844
Acclaim Charter School	078701000	\$2,557,802	\$178,501	\$290,640	\$3,026,943
Total Attending ADM: 340.343	Per ADM Amounts:	\$7,515	\$524	\$854	\$8,894
Ahwatukee Foothills Prep Early College High	078582000	\$1,002,459	\$76,892	\$17,089	\$1,096,440
Total Attending ADM: 141.477	Per ADM Amounts:	\$7,086	\$543	\$121	\$7,750
AIBT Non-Profit Charter High School - Phoenix	078793000	\$902,547	\$37,086	\$208,599	\$1,148,232
Total Attending ADM: 148.396	Per ADM Amounts:	\$6,082	\$250	\$1,406	\$7,738
AIBT Non-Profit Charter High School, Inc.	078286000	\$42,739	\$1,681	\$0	\$44,420
Total Attending ADM: 8.145	Per ADM Amounts:	\$5,247	\$206	\$0	\$5,454
All Aboard Charter School	078967000	\$878,361	\$68,023	\$141,727	\$1,088,111
Total Attending ADM: 126.706	Per ADM Amounts:	\$6,932	\$537	\$1,119	\$8,588
Allen-Cochran Enterprises, Inc.	078724000	\$2,485,148	\$168,011	\$0	\$2,653,159
Total Attending ADM: 325.494	Per ADM Amounts:	\$7,635	\$516	\$0	\$8,151
American Basic Schools LLC	078989000	\$5,349,491	\$391,103	\$0	\$5,740,594
Total Attending ADM: 802.720	Per ADM Amounts:	\$6,664	\$487	\$0	\$7,151
American Charter Schools Foundation d.b.a.	078950000	\$1,859,628	\$160,518	\$277,953	\$2,298,099
Total Attending ADM: 290.084	Per ADM Amounts:	\$6,411	\$553	\$958	\$7,922
American Charter Schools Foundation d.b.a. Desert	078947000	\$1,906,591	\$106,764	\$127,914	\$2,141,269
Total Attending ADM: 198.149	Per ADM Amounts:	\$9,622	\$539	\$646	\$10,806
American Charter Schools Foundation d.b.a. Estrella	078948000	\$1,756,885	\$128,088	\$153,200	\$2,038,173
Total Attending ADM: 240.755	Per ADM Amounts:	\$7,297	\$532	\$636	\$8,466
American Charter Schools Foundation d.b.a. Peoria	078951000	\$3,154,337	\$272,490	\$282,731	\$3,709,558
Total Attending ADM: 505.894	Per ADM Amounts:	\$6,235	\$539	\$559	\$7,333
American Charter Schools Foundation d.b.a. South	078983000	\$3,157,764	\$246,534	\$344,631	\$3,748,929
Total Attending ADM: 508.108	Per ADM Amounts:	\$6,215	\$485	\$678	\$7,378
American Charter Schools Foundation d.b.a. South	078517000	\$2,803,314	\$220,731	\$197,585	\$3,221,630
Total Attending ADM: 403.711	Per ADM Amounts:	\$6,944	\$547	\$489	\$7,980
American Charter Schools Foundation d.b.a. Sun	078953000	\$3,249,992	\$274,596	\$231,357	\$3,755,945
Total Attending ADM: 512.845	Per ADM Amounts:	\$6,337	\$535	\$451	\$7,324
American Charter Schools Foundation d.b.a. West	078956000	\$2,859,954	\$235,278	\$288,036	\$3,383,268
Total Attending ADM: 429.445	Per ADM Amounts:	\$6,660	\$548	\$671	\$7,878
American Leadership Academy, Inc.	078725000	\$55,854,316	\$2,204,150	\$1,541,922	\$59,600,388
Total Attending ADM: 7,655.481	Per ADM Amounts:	\$7,296	\$288	\$201	\$7,785
American Virtual Academy	078926000	\$37,771,193	\$2,859,170	\$0	\$40,630,363
Total Attending ADM: 6,400.932	Per ADM Amounts:	\$5,901	\$447	\$0	\$6,348
Anthem Preparatory Academy	078525000	\$5,761,708	\$376,316	\$187,462	\$6,325,486
Total Attending ADM: 765.840	Per ADM Amounts:	\$7,523	\$491	\$245	\$8,260
Archway Classical Academy Arete	078247000	\$3,683,559	\$251,003	\$172,440	\$4,107,002
Total Attending ADM: 487.496	Per ADM Amounts:	\$7,556	\$515	\$354	\$8,425
Archway Classical Academy Chandler	078597000	\$3,627,066	\$243,872	\$172,852	\$4,043,790
Total Attending ADM: 490.142	Per ADM Amounts:	\$7,400	\$498	\$353	\$8,250

Expenditures by Project for Charter Schools		General Projects	CSP & IIP	State & Federal Projects	Total Project Expenditures
Maricopa County					
Archway Classical Academy Cicero	078248000	\$3,846,457	\$243,257	\$108,298	\$4,198,012
Total Attending ADM: 485.784	Per ADM Amounts:	\$7,918	\$501	\$223	\$8,642
Archway Classical Academy Glendale	078406000	\$4,037,570	\$266,707	\$175,847	\$4,480,124
Total Attending ADM: 496.623	Per ADM Amounts:	\$8,130	\$537	\$354	\$9,021
Archway Classical Academy Lincoln	078234000	\$5,015,068	\$308,493	\$262,204	\$5,585,765
Total Attending ADM: 631.168	Per ADM Amounts:	\$7,946	\$489	\$415	\$8,850
Archway Classical Academy North Phoenix	078214000	\$5,784,260	\$363,754	\$232,330	\$6,380,344
Total Attending ADM: 760.690	Per ADM Amounts:	\$7,604	\$478	\$305	\$8,388
Archway Classical Academy Scottsdale	078590000	\$3,213,270	\$183,305	\$137,404	\$3,533,979
Total Attending ADM: 362.793	Per ADM Amounts:	\$8,857	\$505	\$379	\$9,741
Archway Classical Academy Trivium East	078266000	\$3,450,848	\$200,364	\$217,782	\$3,868,994
Total Attending ADM: 455.205	Per ADM Amounts:	\$7,581	\$440	\$478	\$8,499
Archway Classical Academy Trivium West	078595000	\$3,670,366	\$239,537	\$171,087	\$4,080,990
Total Attending ADM: 492.651	Per ADM Amounts:	\$7,450	\$486	\$347	\$8,284
Archway Classical Academy Veritas	078596000	\$3,982,855	\$219,268	\$176,396	\$4,378,519
Total Attending ADM: 493.935	Per ADM Amounts:	\$8,064	\$444	\$357	\$8,865
Arete Preparatory Academy	078527000	\$4,608,475	\$284,681	\$171,992	\$5,065,148
Total Attending ADM: 555.183	Per ADM Amounts:	\$8,301	\$513	\$310	\$9,123
Arizona Academy of Science And Technology, Inc.	078665000	\$209,433	\$12,377	\$9,876	\$231,686
Total Attending ADM: 33.670	Per ADM Amounts:	\$6,220	\$368	\$293	\$6,881
Arizona Agribusiness & Equine Center INC.	078412000	\$517,684	\$24,681	\$126,036	\$668,401
Total Attending ADM: 43.239	Per ADM Amounts:	\$11,973	\$571	\$2,915	\$15,458
Arizona Agribusiness & Equine Center, Inc.	078707000	\$2,281,320	\$162,532	\$81,989	\$2,525,841
Total Attending ADM: 354.466	Per ADM Amounts:	\$6,436	\$459	\$231	\$7,126
Arizona Agribusiness & Equine Center, Inc.	078993000	\$2,764,508	\$241,772	\$387,069	\$3,393,349
Total Attending ADM: 452.753	Per ADM Amounts:	\$6,106	\$534	\$855	\$7,495
Arizona Agribusiness & Equine Center, Inc.	078510000	\$1,283,402	\$109,297	\$33,709	\$1,426,408
Total Attending ADM: 142.125	Per ADM Amounts:	\$9,030	\$769	\$237	\$10,036
Arizona Agribusiness & Equine Center, Inc.	078587000	\$2,677,786	\$191,438	\$121,503	\$2,990,727
Total Attending ADM: 437.969	Per ADM Amounts:	\$6,114	\$437	\$277	\$6,829
Arizona Autism Charter Schools, Inc.	078226000	\$4,055,578	\$89,935	\$413,193	\$4,558,706
Total Attending ADM: 99.082	Per ADM Amounts:	\$40,932	\$908	\$4,170	\$46,009
Arizona Call-a-Teen Youth Resources, Inc.	078723000	\$1,177,527	\$32,641	\$45,839	\$1,256,007
Total Attending ADM: 129.745	Per ADM Amounts:	\$9,076	\$252	\$353	\$9,681
Arizona Connections Academy Charter School, Inc.	078511000	\$15,109,817	\$1,177,578	\$781,227	\$17,068,622
Total Attending ADM: 2,170.818	Per ADM Amounts:	\$6,960	\$542	\$360	\$7,863
Arizona Language Preparatory	078260000	\$743,268	\$49,767	\$0	\$793,035
Total Attending ADM: 65.135	Per ADM Amounts:	\$11,411	\$764	\$0	\$12,175
Arizona Montessori Charter School at Anthem	078991000	\$2,960,429	\$206,476	\$80,960	\$3,247,865
Total Attending ADM: 378.644	Per ADM Amounts:	\$7,819	\$545	\$214	\$8,578
Arizona School For The Arts	078722000	\$7,266,653	\$489,461	\$306,094	\$8,062,208
Total Attending ADM: 840.581	Per ADM Amounts:	\$8,645	\$582	\$364	\$9,591
ASU Preparatory Academy	078546000	\$3,912,023	\$168,383	\$315,218	\$4,395,624
Total Attending ADM: 340.699	Per ADM Amounts:	\$11,482	\$494	\$925	\$12,902
ASU Preparatory Academy	078207000	\$4,354,186	\$231,612	\$330,111	\$4,915,909
Total Attending ADM: 380.012	Per ADM Amounts:	\$11,458	\$609	\$869	\$12,936
ASU Preparatory Academy	078208000	\$2,835,075	\$180,072	\$92,030	\$3,107,177
Total Attending ADM: 273.841	Per ADM Amounts:	\$10,353	\$658	\$336	\$11,347

Expenditures by Project for Charter Schools		General Projects	CSP & IIP	State & Federal Projects	Total Project Expenditures
Maricopa County					
ASU Preparatory Academy	078205000	\$3,411,565	\$187,563	\$102,080	\$3,701,208
Total Attending ADM: 335.825	Per ADM Amounts:	\$10,159	\$559	\$304	\$11,021
ASU Preparatory Academy	078250000	\$3,221,644	\$149,486	\$244,483	\$3,615,613
Total Attending ADM: 352.083	Per ADM Amounts:	\$9,150	\$425	\$694	\$10,269
ASU Preparatory Academy	078251000	\$2,524,570	\$136,476	\$84,314	\$2,745,360
Total Attending ADM: 294.957	Per ADM Amounts:	\$8,559	\$463	\$286	\$9,308
ASU Preparatory Academy	078285000	\$677,555	\$13,161	\$6,539	\$697,255
Total Attending ADM: 3.259	Per ADM Amounts:	\$207,903	\$4,038	\$2,006	\$213,948
ASU Preparatory Academy Digital	078284000	\$6,004,825	\$13,733	\$0	\$6,018,558
Total Attending ADM: 37.230	Per ADM Amounts:	\$161,290	\$369	\$0	\$161,659
Avondale Learning dba Precision Academy	078614000	\$736,198	\$40,837	\$0	\$777,035
Total Attending ADM: 89.922	Per ADM Amounts:	\$8,187	\$454	\$0	\$8,641
AZ Compass Schools, Inc.	078542000	\$2,383,992	\$93,601	\$104,435	\$2,582,028
Total Attending ADM: 169.832	Per ADM Amounts:	\$14,037	\$551	\$615	\$15,203
Ball Charter Schools (Dobson)	078988000	\$3,319,324	\$206,138	\$183,192	\$3,708,654
Total Attending ADM: 404.472	Per ADM Amounts:	\$8,207	\$510	\$453	\$9,169
Ball Charter Schools (Hearn)	078987000	\$3,720,413	\$280,899	\$592,446	\$4,593,758
Total Attending ADM: 617.808	Per ADM Amounts:	\$6,022	\$455	\$959	\$7,436
Ball Charter Schools (Val Vista)	078586000	\$2,624,399	\$151,108	\$35,675	\$2,811,182
Total Attending ADM: 266.293	Per ADM Amounts:	\$9,855	\$567	\$134	\$10,557
BASIS Schools, Inc.	078736000	\$10,136,971	\$582,952	\$353,331	\$11,073,254
Total Attending ADM: 1,152.430	Per ADM Amounts:	\$8,796	\$506	\$307	\$9,609
BASIS Schools, Inc.	078575000	\$5,129,933	\$293,564	\$189,241	\$5,612,738
Total Attending ADM: 564.195	Per ADM Amounts:	\$9,092	\$520	\$335	\$9,948
BASIS Schools, Inc.	078588000	\$5,015,853	\$413,019	\$255,812	\$5,684,684
Total Attending ADM: 825.072	Per ADM Amounts:	\$6,079	\$501	\$310	\$6,890
BASIS Schools, Inc.	078589000	\$8,159,685	\$487,100	\$312,544	\$8,959,329
Total Attending ADM: 960.288	Per ADM Amounts:	\$8,497	\$507	\$325	\$9,330
BASIS Schools, Inc.	078403000	\$5,733,133	\$408,273	\$255,541	\$6,396,947
Total Attending ADM: 790.001	Per ADM Amounts:	\$7,257	\$517	\$323	\$8,097
BASIS Schools, Inc.	078212000	\$6,725,030	\$391,835	\$228,627	\$7,345,492
Total Attending ADM: 775.866	Per ADM Amounts:	\$8,668	\$505	\$295	\$9,467
BASIS Schools, Inc.	078225000	\$5,618,097	\$319,818	\$206,641	\$6,144,556
Total Attending ADM: 629.102	Per ADM Amounts:	\$8,930	\$508	\$328	\$9,767
BASIS Schools, Inc.	078231000	\$6,543,950	\$400,921	\$274,356	\$7,219,227
Total Attending ADM: 817.043	Per ADM Amounts:	\$8,009	\$491	\$336	\$8,836
BASIS Schools, Inc.	078269000	\$2,402,376	\$110,942	\$14,776	\$2,528,094
Total Attending ADM: 216.535	Per ADM Amounts:	\$11,095	\$512	\$68	\$11,675
BASIS Schools, Inc.	078268000	\$3,491,852	\$273,816	\$194,062	\$3,959,730
Total Attending ADM: 566.089	Per ADM Amounts:	\$6,168	\$484	\$343	\$6,995
BASIS Schools, Inc.	078272000	\$5,390,516	\$243,147	\$182,003	\$5,815,666
Total Attending ADM: 486.333	Per ADM Amounts:	\$11,084	\$500	\$374	\$11,958
BASIS Schools, Inc.	078273000	\$3,629,673	\$213,905	\$141,819	\$3,985,397
Total Attending ADM: 426.193	Per ADM Amounts:	\$8,517	\$502	\$333	\$9,351
BASIS Schools, Inc.	078236000	\$4,540,637	\$259,288	\$53,404	\$4,853,329
Total Attending ADM: 533.891	Per ADM Amounts:	\$8,505	\$486	\$100	\$9,090
BASIS Schools, Inc.	078283000	\$4,382,308	\$270,009	\$64,368	\$4,716,685
Total Attending ADM: 569.781	Per ADM Amounts:	\$7,691	\$474	\$113	\$8,278

Expenditures by Project for Charter Schools		General Projects	CSP & IIP	State & Federal Projects	Total Project Expenditures
Maricopa County					
BASIS Schools, Inc.	078282000	\$2,413,060	\$79,408	\$200,951	\$2,693,419
Total Attending ADM: 153.850	Per ADM Amounts:	\$15,684	\$516	\$1,306	\$17,507
Bell Canyon Charter School, Inc	078972000	\$2,668,238	\$141,042	\$345,088	\$3,154,368
Total Attending ADM: 332.023	Per ADM Amounts:	\$8,036	\$425	\$1,039	\$9,500
Benchmark School, Inc.	078766000	\$2,688,383	\$202,777	\$76,972	\$2,968,132
Total Attending ADM: 382.699	Per ADM Amounts:	\$7,025	\$530	\$201	\$7,756
Benjamin Franklin Charter School	078754000	\$19,056,041	\$1,414,269	\$0	\$20,470,310
Total Attending ADM: 2,893.430	Per ADM Amounts:	\$6,586	\$489	\$0	\$7,075
Blueprint Education	078745000	\$2,567,386	\$314,131	\$112,582	\$2,994,099
Total Attending ADM: 427.283	Per ADM Amounts:	\$6,009	\$735	\$263	\$7,007
Boys & Girls Clubs of the East Valley dba Mesa Arts	078613000	\$1,754,708	\$126,284	\$244,886	\$2,125,878
Total Attending ADM: 221.916	Per ADM Amounts:	\$7,907	\$569	\$1,104	\$9,580
Bradley Academy of Excellence, Inc.	078746000	\$0	\$0	\$0	\$0
Total Attending ADM: 528.023	Per ADM Amounts:	\$0	\$0	\$0	\$0
Bright Beginnings School, Inc.	078762000	\$2,304,901	\$166,365	\$97	\$2,471,363
Total Attending ADM: 233.304	Per ADM Amounts:	\$9,879	\$713	\$0	\$10,593
CAFA, Inc. dba Learning Foundation and Performing	078565000	\$1,653,710	\$109,752	\$154,647	\$1,918,109
Total Attending ADM: 215.367	Per ADM Amounts:	\$7,679	\$510	\$718	\$8,906
CAFA, Inc. dba Learning Foundation and Performing	078564000	\$6,045,886	\$440,068	\$313,423	\$6,799,377
Total Attending ADM: 866.323	Per ADM Amounts:	\$6,979	\$508	\$362	\$7,849
CAFA, Inc. dba Learning Foundation Performing Arts	098749000	\$1,295,395	\$81,312	\$137,843	\$1,514,550
Total Attending ADM: 160.361	Per ADM Amounts:	\$8,078	\$507	\$860	\$9,445
Calibre Academy	078909000	\$3,876,860	\$210,116	\$231,785	\$4,318,761
Total Attending ADM: 473.739	Per ADM Amounts:	\$8,184	\$444	\$489	\$9,116
Cambridge Academy East, Inc	078768000	\$2,216,146	\$147,000	\$34,651	\$2,397,797
Total Attending ADM: 317.274	Per ADM Amounts:	\$6,985	\$463	\$109	\$7,557
Camelback Education, Inc	078959000	\$3,723,123	\$200,530	\$354,966	\$4,278,619
Total Attending ADM: 515.654	Per ADM Amounts:	\$7,220	\$389	\$688	\$8,297
Camino Montessori	078211000	\$793,017	\$28,284	\$9,182	\$830,483
Total Attending ADM: 81.628	Per ADM Amounts:	\$9,715	\$346	\$112	\$10,174
Candeo Schools, Inc.	078534000	\$3,530,134	\$271,485	\$58,398	\$3,860,017
Total Attending ADM: 541.113	Per ADM Amounts:	\$6,524	\$502	\$108	\$7,133
Career Success Schools	078524000	\$4,209,653	\$353,166	\$450,048	\$5,012,867
Total Attending ADM: 640.984	Per ADM Amounts:	\$6,567	\$551	\$702	\$7,821
CASA Academy	078218000	\$861,567	\$68,194	\$134,832	\$1,064,593
Total Attending ADM: 129.099	Per ADM Amounts:	\$6,674	\$528	\$1,044	\$8,246
Challenge School, Inc.	078772000	\$3,946,377	\$171,073	\$146,053	\$4,263,503
Total Attending ADM: 457.816	Per ADM Amounts:	\$8,620	\$374	\$319	\$9,313
Challenger Basic School, Inc.	078957000	\$1,834,109	\$132,233	\$31,815	\$1,998,157
Total Attending ADM: 249.335	Per ADM Amounts:	\$7,356	\$530	\$128	\$8,014
Chandler Preparatory Academy	078515000	\$5,809,396	\$396,776	\$228,434	\$6,434,606
Total Attending ADM: 727.330	Per ADM Amounts:	\$7,987	\$546	\$314	\$8,847
Choice Academies, Inc.	078549000	\$6,509,287	\$348,927	\$245,886	\$7,104,100
Total Attending ADM: 812.637	Per ADM Amounts:	\$8,010	\$429	\$303	\$8,742
Cholla Academy	078995000	\$3,546,182	\$240,905	\$381,744	\$4,168,831
Total Attending ADM: 481.954	Per ADM Amounts:	\$7,358	\$500	\$792	\$8,650
Cicero Preparatory Academy	078249000	\$3,617,685	\$226,969	\$81,296	\$3,925,950
Total Attending ADM: 445.943	Per ADM Amounts:	\$8,112	\$509	\$182	\$8,804

Expenditures by Project for Charter Schools		General Projects	CSP & IIP	State & Federal Projects	Total Project Expenditures
Maricopa County					
Concordia Charter School, Inc.	078530000	\$986,922	\$55,332	\$20,465	\$1,062,719
Total Attending ADM: 98.029	Per ADM Amounts:	\$10,068	\$564	\$209	\$10,841
Cornerstone Charter School, Inc.	078994000	\$1,634,357	\$119,826	\$32,434	\$1,786,617
Total Attending ADM: 190.521	Per ADM Amounts:	\$8,578	\$629	\$170	\$9,378
Cortez Park Charter Middle School, Inc.	078975000	\$1,698,880	\$94,278	\$388,821	\$2,181,979
Total Attending ADM: 243.287	Per ADM Amounts:	\$6,983	\$388	\$1,598	\$8,969
Country Gardens Charter Schools	078513000	\$3,318,383	\$255,854	\$231,370	\$3,805,607
Total Attending ADM: 450.417	Per ADM Amounts:	\$7,367	\$568	\$514	\$8,449
Create Academy	078253000	\$939,058	\$56,143	\$205,419	\$1,200,620
Total Attending ADM: 118.023	Per ADM Amounts:	\$7,957	\$476	\$1,740	\$10,173
Crown Charter School, Inc.	078921000	\$1,782,918	\$168,093	\$18,024	\$1,969,035
Total Attending ADM: 300.170	Per ADM Amounts:	\$5,940	\$560	\$60	\$6,560
Daisy Education Corporation dba Paragon Science	078544000	\$2,839,104	\$249,686	\$335,903	\$3,424,693
Total Attending ADM: 480.950	Per ADM Amounts:	\$5,903	\$519	\$698	\$7,121
Daisy Education Corporation dba. Sonoran Science	078577000	\$1,983,233	\$133,888	\$293,771	\$2,410,892
Total Attending ADM: 267.391	Per ADM Amounts:	\$7,417	\$501	\$1,099	\$9,016
Deer Valley Charter Schools, Inc.	078934000	\$559,011	\$66,680	\$4,837	\$630,528
Total Attending ADM: 83.491	Per ADM Amounts:	\$6,695	\$799	\$58	\$7,552
Desert Heights Charter Schools	078621000	\$5,341,652	\$419,343	\$255,602	\$6,016,597
Total Attending ADM: 835.953	Per ADM Amounts:	\$6,390	\$502	\$306	\$7,197
EAGLE College Prep Harmony, LLC	078202000	\$1,922,825	\$53,100	\$134,735	\$2,110,660
Total Attending ADM: 202.627	Per ADM Amounts:	\$9,489	\$262	\$665	\$10,416
EAGLE College Prep Maryvale, LLC	078222000	\$2,057,168	\$106,830	\$196,073	\$2,360,071
Total Attending ADM: 313.616	Per ADM Amounts:	\$6,560	\$341	\$625	\$7,525
EAGLE College Prep Mesa, LLC.	078223000	\$1,387,379	\$47,205	\$136,298	\$1,570,882
Total Attending ADM: 160.665	Per ADM Amounts:	\$8,635	\$294	\$848	\$9,777
EAGLE South Mountain Charter, Inc.	078541000	\$4,181,357	\$229,955	\$287,822	\$4,699,134
Total Attending ADM: 652.793	Per ADM Amounts:	\$6,405	\$352	\$441	\$7,199
East Mesa Charter Elementary School, Inc.	078509000	\$4,485,607	\$287,342	\$534,205	\$5,307,154
Total Attending ADM: 618.308	Per ADM Amounts:	\$7,255	\$465	\$864	\$8,583
East Valley Academy	078683000	\$129,796	\$9,278	\$0	\$139,074
Total Attending ADM: 17.834	Per ADM Amounts:	\$7,278	\$520	\$0	\$7,798
Edkey, Inc. - Arizona Conservatory for Arts and	078971000	\$2,737,734	\$200,869	\$189,812	\$3,128,415
Total Attending ADM: 376.825	Per ADM Amounts:	\$7,265	\$533	\$504	\$8,302
Edkey, Inc. - Pathfinder Academy	078742000	\$5,368,330	\$348,060	\$260,721	\$5,977,111
Total Attending ADM: 723.160	Per ADM Amounts:	\$7,423	\$481	\$361	\$8,265
Edkey, Inc. - Redwood Academy	078740000	\$1,791,051	\$127,904	\$179,319	\$2,098,274
Total Attending ADM: 249.542	Per ADM Amounts:	\$7,177	\$513	\$719	\$8,409
Edkey, Inc. - Sequoia Charter School	078915000	\$7,254,697	\$427,329	\$728,958	\$8,410,984
Total Attending ADM: 845.702	Per ADM Amounts:	\$8,578	\$505	\$862	\$9,946
Edkey, Inc. - Sequoia Choice Schools	078705000	\$5,083,195	\$419,468	\$272,373	\$5,775,036
Total Attending ADM: 771.006	Per ADM Amounts:	\$6,593	\$544	\$353	\$7,490
Edkey, Inc. - Sequoia Pathway Academy	078246000	\$6,559,478	\$538,123	\$389,645	\$7,487,246
Total Attending ADM: 1,073.858	Per ADM Amounts:	\$6,108	\$501	\$363	\$6,972
Edkey, Inc. - Sequoia School for the Deaf and Hard	078744000	\$2,445,818	\$34,365	\$5,704	\$2,485,887
Total Attending ADM: 111.697	Per ADM Amounts:	\$21,897	\$308	\$51	\$22,256
Edkey, Inc. - Sequoia Village School	078917000	\$3,341,729	\$256,500	\$327,847	\$3,926,076
Total Attending ADM: 493.871	Per ADM Amounts:	\$6,766	\$519	\$664	\$7,950

Expenditures by Project for Charter Schools		General Projects	CSP & IIP	State & Federal Projects	Total Project Expenditures
Maricopa County					
Educational Options Foundation	078558000	\$2,004,497	\$121,985	\$219,297	\$2,345,779
Total Attending ADM: 696.978	Per ADM Amounts:	\$2,876	\$175	\$315	\$3,366
EduPreneurship, Inc.	078717000	\$489,413	\$38,636	\$59,519	\$587,568
Total Attending ADM: 59.220	Per ADM Amounts:	\$8,264	\$652	\$1,005	\$9,922
E-Institute Charter Schools, Inc.	078911000	\$4,979,293	\$90,103	\$403,321	\$5,472,717
Total Attending ADM: 748.464	Per ADM Amounts:	\$6,653	\$120	\$539	\$7,312
Employ-Ability Unlimited, Inc.	078664000	\$0	\$0	\$0	\$0
Total Attending ADM: 187.254	Per ADM Amounts:	\$0	\$0	\$0	\$0
Empower College Prep	078401000	\$5,344,710	\$383,296	\$1,018,849	\$6,746,855
Total Attending ADM: 385.566	Per ADM Amounts:	\$13,862	\$994	\$2,642	\$17,499
Espiritu Community Development Corp.	078711000	\$3,369,801	\$207,186	\$0	\$3,576,987
Total Attending ADM: 358.954	Per ADM Amounts:	\$9,388	\$577	\$0	\$9,965
Espiritu Community Development Corp.	078103000	\$3,517,714	\$263,350	\$665,978	\$4,447,042
Total Attending ADM: 530.156	Per ADM Amounts:	\$6,635	\$497	\$1,256	\$8,388
Espiritu Schools	078275000	\$1,008,703	\$31,242	\$43,605	\$1,083,550
Total Attending ADM: 53.537	Per ADM Amounts:	\$18,841	\$584	\$814	\$20,239
Estrella Educational Foundation	078239000	\$786,031	\$39,157	\$43,133	\$868,321
Total Attending ADM: 96.753	Per ADM Amounts:	\$8,124	\$405	\$446	\$8,975
Ethos Academy - A Challenge Foundation Academy	078254000	\$2,073,828	\$82,828	\$238,943	\$2,395,599
Total Attending ADM: 270.082	Per ADM Amounts:	\$7,679	\$307	\$885	\$8,870
Excalibur Charter Schools, Inc.	078901000	\$1,919,719	\$140,314	\$272,764	\$2,332,797
Total Attending ADM: 293.764	Per ADM Amounts:	\$6,535	\$478	\$929	\$7,941
Fit Kids, Inc. dba Champion Schools	078785000	\$10,802,444	\$719,529	\$837,905	\$12,359,878
Total Attending ADM: 1,012.024	Per ADM Amounts:	\$10,674	\$711	\$828	\$12,213
Florence Crittenton Services of Arizona, Inc.	078608000	\$1,183,918	\$72,427	\$112,433	\$1,368,778
Total Attending ADM: 117.739	Per ADM Amounts:	\$10,055	\$615	\$955	\$11,626
Foothills Academy	078628000	\$2,517,432	\$187,770	\$104,235	\$2,809,437
Total Attending ADM: 306.616	Per ADM Amounts:	\$8,210	\$612	\$340	\$9,163
Fountain Hills Charter School	078755000	\$531,383	\$35,531	\$13,044	\$579,958
Total Attending ADM: 68.294	Per ADM Amounts:	\$7,781	\$520	\$191	\$8,492
Franklin Phonetic Primary School, Inc.	078263000	\$439,681	\$42,429	\$167,107	\$649,217
Total Attending ADM: 69.445	Per ADM Amounts:	\$6,331	\$611	\$2,406	\$9,349
Freedom Academy, Inc.	078528000	\$3,383,964	\$268,315	\$47,423	\$3,699,702
Total Attending ADM: 503.777	Per ADM Amounts:	\$6,717	\$533	\$94	\$7,344
Friendly House, Inc.	078611000	\$2,505,992	\$236,415	\$682,459	\$3,424,866
Total Attending ADM: 349.401	Per ADM Amounts:	\$7,172	\$677	\$1,953	\$9,802
GAR, LLC dba Student Choice High School	078679000	\$5,807,388	\$518,383	\$0	\$6,325,771
Total Attending ADM: 1,029.337	Per ADM Amounts:	\$5,642	\$504	\$0	\$6,145
Gem Charter School, Inc.	078774000	\$206,246	\$10,251	\$19,725	\$236,222
Total Attending ADM: 23.402	Per ADM Amounts:	\$8,813	\$438	\$843	\$10,094
Genesis Program, Inc.	078708000	\$793,699	\$40,528	\$61,642	\$895,869
Total Attending ADM: 86.148	Per ADM Amounts:	\$9,213	\$470	\$716	\$10,399
George Gervin Youth Center, Inc.	078585000	\$1,933,413	\$109,753	\$171,666	\$2,214,832
Total Attending ADM: 190.459	Per ADM Amounts:	\$10,151	\$576	\$901	\$11,629
Glendale Preparatory Academy	078540000	\$4,368,056	\$266,396	\$175,490	\$4,809,942
Total Attending ADM: 549.516	Per ADM Amounts:	\$7,949	\$485	\$319	\$8,753
Happy Valley East	078594000	\$3,283,589	\$264,260	\$60,117	\$3,607,966
Total Attending ADM: 484.410	Per ADM Amounts:	\$6,779	\$546	\$124	\$7,448

Expenditures by Project for Charter Schools		General Projects	CSP & IIP	State & Federal Projects	Total Project Expenditures
Maricopa County					
Happy Valley School, Inc.	078998000	\$3,937,429	\$277,601	\$93,131	\$4,308,161
Total Attending ADM: 498.033	Per ADM Amounts:	\$7,906	\$557	\$187	\$8,650
Heritage Academy Laveen, Inc.	078259000	\$2,945,094	\$259,731	\$0	\$3,204,825
Total Attending ADM: 471.229	Per ADM Amounts:	\$6,250	\$551	\$0	\$6,801
Heritage Academy Queen Creek, Inc.	078258000	\$3,022,989	\$256,177	\$0	\$3,279,166
Total Attending ADM: 484.988	Per ADM Amounts:	\$6,233	\$528	\$0	\$6,761
Heritage Academy, Inc.	078712000	\$4,678,653	\$332,444	\$0	\$5,011,097
Total Attending ADM: 682.747	Per ADM Amounts:	\$6,853	\$487	\$0	\$7,340
Heritage Elementary School	078985000	\$5,319,160	\$469,978	\$592,547	\$6,381,685
Total Attending ADM: 946.566	Per ADM Amounts:	\$5,619	\$497	\$626	\$6,742
Highland Prep	078244000	\$655,461	\$52,789	\$204,729	\$912,979
Total Attending ADM: 77.733	Per ADM Amounts:	\$8,432	\$679	\$2,634	\$11,745
Hirsch Academy A Challenge Foundation	078204000	\$1,109,335	\$42,683	\$144,330	\$1,296,348
Total Attending ADM: 138.295	Per ADM Amounts:	\$8,022	\$309	\$1,044	\$9,374
Horizon Community Learning Center, Inc.	078752000	\$5,054,844	\$376,849	\$95,691	\$5,527,384
Total Attending ADM: 678.889	Per ADM Amounts:	\$7,446	\$555	\$141	\$8,142
Horizon Community Learning Center, Inc.	078233000	\$5,552,348	\$380,542	\$104,964	\$6,037,854
Total Attending ADM: 767.879	Per ADM Amounts:	\$7,231	\$496	\$137	\$7,863
Humanities and Sciences Academy of the United	078713000	\$1,686,311	\$147,901	\$0	\$1,834,212
Total Attending ADM: 266.658	Per ADM Amounts:	\$6,324	\$555	\$0	\$6,879
Imagine Avondale Elementary, Inc.	078535000	\$4,176,092	\$285,331	\$668,230	\$5,129,653
Total Attending ADM: 499.528	Per ADM Amounts:	\$8,360	\$571	\$1,338	\$10,269
Imagine Avondale Middle, Inc.	078553000	\$1,631,213	\$124,238	\$197,062	\$1,952,513
Total Attending ADM: 234.848	Per ADM Amounts:	\$6,946	\$529	\$839	\$8,314
Imagine Camelback Middle, Inc.	078531000	\$1,388,456	\$39,902	\$224,369	\$1,652,727
Total Attending ADM: 186.297	Per ADM Amounts:	\$7,453	\$214	\$1,204	\$8,871
Imagine Charter Elementary at Camelback, Inc.	078519000	\$3,463,052	\$257,566	\$402,224	\$4,122,842
Total Attending ADM: 408.682	Per ADM Amounts:	\$8,474	\$630	\$984	\$10,088
Imagine Charter Elementary at Desert West, Inc.	078520000	\$5,131,635	\$309,073	\$1,136,799	\$6,577,507
Total Attending ADM: 733.140	Per ADM Amounts:	\$7,000	\$422	\$1,551	\$8,972
Imagine Coolidge Elementary, Inc.	078536000	\$5,107,054	\$210,818	\$474,535	\$5,792,407
Total Attending ADM: 586.795	Per ADM Amounts:	\$8,703	\$359	\$809	\$9,871
Imagine Desert West Middle, Inc.	078532000	\$2,506,901	\$164,508	\$531,651	\$3,203,060
Total Attending ADM: 400.937	Per ADM Amounts:	\$6,253	\$410	\$1,326	\$7,989
Imagine Elementary at Tempe, Inc.	078523000	\$2,741,803	\$111,560	\$410,964	\$3,264,327
Total Attending ADM: 235.988	Per ADM Amounts:	\$11,618	\$473	\$1,741	\$13,833
Imagine Middle at East Mesa, Inc.	078521000	\$904,859	\$49,915	\$88,582	\$1,043,356
Total Attending ADM: 131.673	Per ADM Amounts:	\$6,872	\$379	\$673	\$7,924
Imagine Middle at Surprise, Inc.	078522000	\$2,995,485	\$176,676	\$156,594	\$3,328,755
Total Attending ADM: 383.197	Per ADM Amounts:	\$7,817	\$461	\$409	\$8,687
Imagine Prep Coolidge, Inc.	078547000	\$4,875,205	\$222,292	\$516,720	\$5,614,217
Total Attending ADM: 517.887	Per ADM Amounts:	\$9,414	\$429	\$998	\$10,841
Imagine Prep Superstition, Inc.	078537000	\$3,526,004	\$155,870	\$130,534	\$3,812,408
Total Attending ADM: 378.609	Per ADM Amounts:	\$9,313	\$412	\$345	\$10,070
Imagine Prep Surprise, Inc.	078538000	\$2,978,352	\$209,201	\$127,267	\$3,314,820
Total Attending ADM: 348.573	Per ADM Amounts:	\$8,544	\$600	\$365	\$9,510
Imagine Superstition Middle, Inc.	078552000	\$1,374,196	\$68,393	\$124,376	\$1,566,965
Total Attending ADM: 162.341	Per ADM Amounts:	\$8,465	\$421	\$766	\$9,652

Expenditures by Project for Charter Schools		General Projects	CSP & IIP	State & Federal Projects	Total Project Expenditures
Maricopa County					
Incito Schools	078210000	\$3,264,838	\$218,313	\$0	\$3,483,151
Total Attending ADM: 366.978	Per ADM Amounts:	\$8,897	\$595	\$0	\$9,491
Integrity Education Incorporated	078751000	\$335,890	\$26,478	\$58,282	\$420,650
Total Attending ADM: 43.214	Per ADM Amounts:	\$7,773	\$613	\$1,349	\$9,734
Intelli-School, Inc.	078741000	\$692,242	\$71,110	\$46,039	\$809,391
Total Attending ADM: 93.828	Per ADM Amounts:	\$7,378	\$758	\$491	\$8,626
International Commerce Secondary Schools, Inc.	078710000	\$3,085,667	\$219,521	\$0	\$3,305,188
Total Attending ADM: 498.124	Per ADM Amounts:	\$6,195	\$441	\$0	\$6,635
James Madison Preparatory School	078795000	\$1,693,041	\$119,236	\$19,833	\$1,832,110
Total Attending ADM: 190.586	Per ADM Amounts:	\$8,883	\$626	\$104	\$9,613
James Sandoval Preparatory High School	078928000	\$358,117	\$37,946	\$23,362	\$419,425
Total Attending ADM: 91.217	Per ADM Amounts:	\$3,926	\$416	\$256	\$4,598
Kaizen Education Foundation dba Advance U	078240000	\$608,961	\$17,332	\$108,149	\$734,442
Total Attending ADM: 38.990	Per ADM Amounts:	\$15,618	\$445	\$2,774	\$18,837
Kaizen Education Foundation dba Discover U	078230000	\$1,272,472	\$79,142	\$123,074	\$1,474,688
Total Attending ADM: 162.932	Per ADM Amounts:	\$7,810	\$486	\$755	\$9,051
Kaizen Education Foundation dba El Dorado High	078718000	\$2,829,568	\$276,424	\$213,319	\$3,319,311
Total Attending ADM: 452.480	Per ADM Amounts:	\$6,253	\$611	\$471	\$7,336
Kaizen Education Foundation dba Gilbert Arts	078570000	\$1,092,127	\$70,760	\$92,289	\$1,255,176
Total Attending ADM: 133.014	Per ADM Amounts:	\$8,211	\$532	\$694	\$9,436
Kaizen Education Foundation dba Havasu	078580000	\$1,758,697	\$107,947	\$220,876	\$2,087,520
Total Attending ADM: 252.376	Per ADM Amounts:	\$6,969	\$428	\$875	\$8,271
Kaizen Education Foundation dba Liberty Arts	078571000	\$1,527,124	\$99,291	\$121,785	\$1,748,200
Total Attending ADM: 184.171	Per ADM Amounts:	\$8,292	\$539	\$661	\$9,492
Kaizen Education Foundation dba Maya High	078949000	\$2,682,493	\$242,382	\$256,524	\$3,181,399
Total Attending ADM: 447.022	Per ADM Amounts:	\$6,001	\$542	\$574	\$7,117
Kaizen Education Foundation dba Mission Heights	078576000	\$2,334,121	\$169,210	\$109,918	\$2,613,249
Total Attending ADM: 321.631	Per ADM Amounts:	\$7,257	\$526	\$342	\$8,125
Kaizen Education Foundation dba South Pointe	078999000	\$1,595,697	\$150,066	\$354,321	\$2,100,084
Total Attending ADM: 264.783	Per ADM Amounts:	\$6,026	\$567	\$1,338	\$7,931
Kaizen Education Foundation dba South Pointe	078765000	\$1,037,699	\$83,096	\$180,762	\$1,301,557
Total Attending ADM: 166.722	Per ADM Amounts:	\$6,224	\$498	\$1,084	\$7,807
Kaizen Education Foundation dba Summit High	078952000	\$1,813,931	\$166,067	\$238,371	\$2,218,369
Total Attending ADM: 301.539	Per ADM Amounts:	\$6,016	\$551	\$791	\$7,357
Kaizen Education Foundation dba Tempe	078954000	\$495,605	\$38,577	\$49,146	\$583,328
Total Attending ADM: 68.723	Per ADM Amounts:	\$7,212	\$561	\$715	\$8,488
Kaizen Education Foundation dba Vista Grove	078567000	\$1,869,975	\$137,316	\$281,097	\$2,288,388
Total Attending ADM: 259.475	Per ADM Amounts:	\$7,207	\$529	\$1,083	\$8,819
Kaizen Education Foundation dba Vista Grove	078946000	\$431,783	\$33,339	\$110,965	\$576,087
Total Attending ADM: 72.936	Per ADM Amounts:	\$5,920	\$457	\$1,521	\$7,899
Keystone Montessori Charter School, Inc.	078779000	\$3,259,131	\$120,347	\$23,016	\$3,402,494
Total Attending ADM: 211.010	Per ADM Amounts:	\$15,445	\$570	\$109	\$16,125
Khalsa Montessori Elementary Schools	078759000	\$1,042,069	\$66,784	\$15,974	\$1,124,827
Total Attending ADM: 131.320	Per ADM Amounts:	\$7,935	\$509	\$122	\$8,566
LEAD Charter Schools	078968000	\$5,754,571	\$243,382	\$244,640	\$6,242,593
Total Attending ADM: 673.308	Per ADM Amounts:	\$8,547	\$361	\$363	\$9,272
Legacy Education Group	078507000	\$1,340,574	\$86,826	\$35,654	\$1,463,054
Total Attending ADM: 187.503	Per ADM Amounts:	\$7,150	\$463	\$190	\$7,803

Expenditures by Project for Charter Schools		General Projects	CSP & IIP	State & Federal Projects	Total Project Expenditures
Maricopa County					
Legacy Traditional Charter School - Laveen Village	078215000	\$7,004,668	\$404,030	\$449,099	\$7,857,797
Total Attending ADM: 1,072.278	Per ADM Amounts:	\$6,533	\$377	\$419	\$7,328
Legacy Traditional School - Avondale	078416000	\$7,512,043	\$515,358	\$476,298	\$8,503,699
Total Attending ADM: 1,240.841	Per ADM Amounts:	\$6,054	\$415	\$384	\$6,853
Legacy Traditional School - Chandler	078417000	\$8,222,418	\$446,754	\$204,609	\$8,873,781
Total Attending ADM: 1,117.828	Per ADM Amounts:	\$7,356	\$400	\$183	\$7,938
Legacy Traditional School - Gilbert	078229000	\$6,960,229	\$401,430	\$238,637	\$7,600,296
Total Attending ADM: 1,016.618	Per ADM Amounts:	\$6,846	\$395	\$235	\$7,476
Legacy Traditional School - Glendale	078408000	\$6,971,635	\$399,556	\$501,639	\$7,872,830
Total Attending ADM: 1,066.299	Per ADM Amounts:	\$6,538	\$375	\$470	\$7,383
Legacy Traditional School - North Chandler	078409000	\$5,113,011	\$228,922	\$264,348	\$5,606,281
Total Attending ADM: 573.327	Per ADM Amounts:	\$8,918	\$399	\$461	\$9,779
Legacy Traditional School - Peoria	078407000	\$3,554,022	\$150,703	\$105,494	\$3,810,219
Total Attending ADM: 363.313	Per ADM Amounts:	\$9,782	\$415	\$290	\$10,487
Legacy Traditional School - Surprise	078274000	\$10,775,166	\$797,932	\$394,903	\$11,968,001
Total Attending ADM: 1,734.431	Per ADM Amounts:	\$6,213	\$460	\$228	\$6,900
Liberty Traditional Charter School	078784000	\$2,933,553	\$294,786	\$480,282	\$3,708,621
Total Attending ADM: 562.959	Per ADM Amounts:	\$5,211	\$524	\$853	\$6,588
Life Skills Center of Arizona, Inc.	078980000	\$0	\$0	\$0	\$0
Total Attending ADM: 181.005	Per ADM Amounts:	\$0	\$0	\$0	\$0
Lincoln Preparatory Academy	078235000	\$2,722,831	\$166,205	\$125,048	\$3,014,084
Total Attending ADM: 371.883	Per ADM Amounts:	\$7,322	\$447	\$336	\$8,105
Little Lamb Community School	078997000	\$2,135,906	\$166,806	\$52,812	\$2,355,524
Total Attending ADM: 231.390	Per ADM Amounts:	\$9,231	\$721	\$228	\$10,180
Madison Highland Prep	078219000	\$3,332,453	\$258,014	\$305,480	\$3,895,947
Total Attending ADM: 449.127	Per ADM Amounts:	\$7,420	\$574	\$680	\$8,674
Maricopa County Community College District dba	078647000	\$2,066,046	\$68,178	\$133,990	\$2,268,214
Total Attending ADM: 255.639	Per ADM Amounts:	\$8,082	\$267	\$524	\$8,873
Maryvale Preparatory Academy	078592000	\$3,450,485	\$151,223	\$445,224	\$4,046,932
Total Attending ADM: 459.879	Per ADM Amounts:	\$7,503	\$329	\$968	\$8,800
MCCCD on behalf of Phoenix College Preparatory	078743000	\$1,177,084	\$59,215	\$83,885	\$1,320,184
Total Attending ADM: 168.605	Per ADM Amounts:	\$6,981	\$351	\$498	\$7,830
Metropolitan Arts Institute, Inc.	078906000	\$1,962,630	\$136,151	\$27,878	\$2,126,659
Total Attending ADM: 250.663	Per ADM Amounts:	\$7,830	\$543	\$111	\$8,484
Midtown Primary School	078976000	\$773,987	\$60,705	\$83,527	\$918,219
Total Attending ADM: 104.986	Per ADM Amounts:	\$7,372	\$578	\$796	\$8,746
Milestones Charter School	078791000	\$2,884,649	\$79,034	\$30,600	\$2,994,283
Total Attending ADM: 220.150	Per ADM Amounts:	\$13,103	\$359	\$139	\$13,601
Montessori Academy, Inc.	078977000	\$2,179,755	\$86,320	\$56,599	\$2,322,674
Total Attending ADM: 156.644	Per ADM Amounts:	\$13,915	\$551	\$361	\$14,828
Montessori Day Public Schools Chartered, Inc.	078758000	\$1,956,441	\$169,666	\$116,971	\$2,243,078
Total Attending ADM: 269.162	Per ADM Amounts:	\$7,269	\$630	\$435	\$8,334
Montessori Education Centre Charter School	078763000	\$3,257,093	\$233,922	\$54,046	\$3,545,061
Total Attending ADM: 429.643	Per ADM Amounts:	\$7,581	\$544	\$126	\$8,251
Montessori House, Inc.	078936000	\$304,262	\$32,865	\$0	\$337,127
Total Attending ADM: 50.559	Per ADM Amounts:	\$6,018	\$650	\$0	\$6,668
Morrison Education Group, Inc.	078556000	\$1,805,673	\$139,308	\$271,125	\$2,216,106
Total Attending ADM: 275.710	Per ADM Amounts:	\$6,549	\$505	\$983	\$8,038

Expenditures by Project for Charter Schools		General Projects	CSP & IIP	State & Federal Projects	Total Project Expenditures
Maricopa County					
New Horizon School for the Performing Arts	078771000	\$1,144,456	\$72,461	\$147,563	\$1,364,480
Total Attending ADM: 146.196	Per ADM Amounts:	\$7,828	\$496	\$1,009	\$9,333
New School For The Arts	078903000	\$1,669,114	\$107,291	\$24,378	\$1,800,783
Total Attending ADM: 175.960	Per ADM Amounts:	\$9,486	\$610	\$139	\$10,234
New School for the Arts Middle School	078981000	\$550,391	\$42,539	\$9,539	\$602,469
Total Attending ADM: 75.108	Per ADM Amounts:	\$7,328	\$566	\$127	\$8,021
New World Educational Center	078760000	\$1,546,101	\$128,552	\$164,241	\$1,838,894
Total Attending ADM: 195.606	Per ADM Amounts:	\$7,904	\$657	\$840	\$9,401
Noah Webster Schools - Mesa	078930000	\$6,658,274	\$350,065	\$479,939	\$7,488,278
Total Attending ADM: 948.961	Per ADM Amounts:	\$7,016	\$369	\$506	\$7,891
Noah Webster Schools-Pima	078261000	\$3,347,011	\$157,073	\$228,741	\$3,732,825
Total Attending ADM: 409.127	Per ADM Amounts:	\$8,181	\$384	\$559	\$9,124
North Phoenix Preparatory Academy	078584000	\$3,231,775	\$220,159	\$124,791	\$3,576,725
Total Attending ADM: 392.548	Per ADM Amounts:	\$8,233	\$561	\$318	\$9,112
North Star Charter School, Inc.	078945000	\$2,896,912	\$273,304	\$65,768	\$3,235,984
Total Attending ADM: 424.098	Per ADM Amounts:	\$6,831	\$644	\$155	\$7,630
Ombudsman Educational Services, Ltd.,a subsidiary	078767000	\$9,213,314	\$606,406	\$0	\$9,819,720
Total Attending ADM: 1,477.925	Per ADM Amounts:	\$6,234	\$410	\$0	\$6,644
P.L.C. Charter Schools	078907000	\$8,462,997	\$208,593	\$0	\$8,671,590
Total Attending ADM: 1,055.001	Per ADM Amounts:	\$8,022	\$198	\$0	\$8,220
Painted Desert Montessori, LLC	078278000	\$2,710,322	\$170,191	\$0	\$2,880,513
Total Attending ADM: 324.253	Per ADM Amounts:	\$8,359	\$525	\$0	\$8,884
Pan-American Elementary Charter	078940000	\$4,537,679	\$359,430	\$844,727	\$5,741,836
Total Attending ADM: 663.972	Per ADM Amounts:	\$6,834	\$541	\$1,272	\$8,648
Paragon Management, Inc.	078912000	\$16,090,903	\$1,070,171	\$563,274	\$17,724,348
Total Attending ADM: 2,387.387	Per ADM Amounts:	\$6,740	\$448	\$236	\$7,424
Paramount Education Studies Inc	078905000	\$2,415,593	\$150,581	\$152,682	\$2,718,856
Total Attending ADM: 318.759	Per ADM Amounts:	\$7,578	\$472	\$479	\$8,530
PAS Charter, Inc., dba Intelli-School	078963000	\$1,505,520	\$175,871	\$119,558	\$1,800,949
Total Attending ADM: 213.146	Per ADM Amounts:	\$7,063	\$825	\$561	\$8,449
Pathfinder Charter School Foundation	078792000	\$3,676,965	\$212,182	\$1,004,204	\$4,893,351
Total Attending ADM: 547.473	Per ADM Amounts:	\$6,716	\$388	\$1,834	\$8,938
Pathways In Education-Arizona, Inc.	078216000	\$1,205,702	\$49,331	\$0	\$1,255,033
Total Attending ADM: 100.235	Per ADM Amounts:	\$12,029	\$492	\$0	\$12,521
Pathways KM Charter Schools, Inc	078280000	\$57,929	\$0	\$0	\$57,929
Total Attending ADM: 10.035	Per ADM Amounts:	\$5,773	\$0	\$0	\$5,773
Pensar Academy	078238000	\$1,136,903	\$75,632	\$466,804	\$1,679,339
Total Attending ADM: 142.409	Per ADM Amounts:	\$7,983	\$531	\$3,278	\$11,792
Phoenix Advantage Charter School, Inc.	078714000	\$2,460,285	\$215,599	\$329,969	\$3,005,853
Total Attending ADM: 302.872	Per ADM Amounts:	\$8,123	\$712	\$1,089	\$9,924
Phoenix Collegiate Academy Elementary, LLC	078267000	\$1,106,440	\$68,562	\$215,424	\$1,390,426
Total Attending ADM: 169.909	Per ADM Amounts:	\$6,512	\$404	\$1,268	\$8,183
Phoenix Collegiate Academy High LLC	078277000	\$1,351,388	\$77,398	\$161,488	\$1,590,274
Total Attending ADM: 144.582	Per ADM Amounts:	\$9,347	\$535	\$1,117	\$10,999
Phoenix Collegiate Academy, Inc.	078559000	\$2,317,179	\$73,669	\$174,480	\$2,565,328
Total Attending ADM: 163.732	Per ADM Amounts:	\$14,152	\$450	\$1,066	\$15,668
Phoenix Education Management, LLC,	078716000	\$6,858,691	\$300,365	\$0	\$7,159,056
Total Attending ADM: 670.992	Per ADM Amounts:	\$10,222	\$448	\$0	\$10,669

Expenditures by Project for Charter Schools		General Projects	CSP & IIP	State & Federal Projects	Total Project Expenditures
Maricopa County					
Phoenix School of Academic Excellence The	078776000	\$1,011,958	\$74,887	\$76,813	\$1,163,658
Total Attending ADM: 121.140	Per ADM Amounts:	\$8,354	\$618	\$634	\$9,606
Pillar Charter School	078504000	\$252,546	\$26,526	\$67,585	\$346,657
Total Attending ADM: 37.289	Per ADM Amounts:	\$6,773	\$711	\$1,812	\$9,296
Pinnacle Education-Tempe, Inc.	078726000	\$2,201,917	\$910,421	\$0	\$3,112,338
Total Attending ADM: 960.931	Per ADM Amounts:	\$2,291	\$947	\$0	\$3,239
Pinnacle Education-WMCB, Inc.	078920000	\$129,366	\$59,547	\$0	\$188,913
Total Attending ADM: 141.926	Per ADM Amounts:	\$912	\$420	\$0	\$1,331
Pioneer Preparatory School	078550000	\$3,338,937	\$208,363	\$694,100	\$4,241,400
Total Attending ADM: 546.322	Per ADM Amounts:	\$6,112	\$381	\$1,270	\$7,764
PLC Arts Academy at Scottsdale, Inc.	078598000	\$1,272,812	\$48,801	\$14,330	\$1,335,943
Total Attending ADM: 112.095	Per ADM Amounts:	\$11,355	\$435	\$128	\$11,918
Pointe Educational Services	078925000	\$7,619,122	\$611,259	\$154,124	\$8,384,505
Total Attending ADM: 1,143.056	Per ADM Amounts:	\$6,666	\$535	\$135	\$7,335
Premier Charter High School	078939000	\$1,772,086	\$97,238	\$319,621	\$2,188,945
Total Attending ADM: 228.395	Per ADM Amounts:	\$7,759	\$426	\$1,399	\$9,584
Reid Traditional Schools' Painted Rock Academy	078209000	\$3,766,901	\$278,329	\$139,536	\$4,184,766
Total Attending ADM: 570.278	Per ADM Amounts:	\$6,605	\$488	\$245	\$7,338
Reid Traditional Schools' Valley Academy, Inc.	078749000	\$4,560,807	\$273,405	\$184,633	\$5,018,845
Total Attending ADM: 716.875	Per ADM Amounts:	\$6,362	\$381	\$258	\$7,001
Research Based Education Corporation	078560000	\$950,282	\$68,296	\$122,846	\$1,141,424
Total Attending ADM: 114.323	Per ADM Amounts:	\$8,312	\$597	\$1,075	\$9,984
Ridgeline Academy, Inc.	078609000	\$3,607,209	\$141,603	\$66,638	\$3,815,450
Total Attending ADM: 551.900	Per ADM Amounts:	\$6,536	\$257	\$121	\$6,913
Rosefield Charter Elementary School, Inc.	078508000	\$5,158,589	\$292,101	\$297,889	\$5,748,579
Total Attending ADM: 705.430	Per ADM Amounts:	\$7,313	\$414	\$422	\$8,149
RSD Charter School, Inc.	078735000	\$541,140	\$72,678	\$103,853	\$717,671
Total Attending ADM: 100.555	Per ADM Amounts:	\$5,382	\$723	\$1,033	\$7,137
Sage Academy, Inc.	078688000	\$1,176,955	\$51,186	\$22,470	\$1,250,611
Total Attending ADM: 107.896	Per ADM Amounts:	\$10,908	\$474	\$208	\$11,591
Salt River Pima-Maricopa Community Schools	078656000	\$3,647,342	\$118,802	\$2,800,845	\$6,566,989
Total Attending ADM: 295.355	Per ADM Amounts:	\$12,349	\$402	\$9,483	\$22,234
San Tan Montessori School, Inc.	078539000	\$6,286,663	\$396,457	\$396,635	\$7,079,755
Total Attending ADM: 792.495	Per ADM Amounts:	\$7,933	\$500	\$500	\$8,934
SC Jensen Corporation, Inc. dba Intelli-School	078962000	\$594,176	\$54,038	\$49,738	\$697,952
Total Attending ADM: 74.387	Per ADM Amounts:	\$7,988	\$726	\$669	\$9,383
Scottsdale Country Day School	078243000	\$1,279,257	\$88,796	\$17,031	\$1,385,084
Total Attending ADM: 149.170	Per ADM Amounts:	\$8,576	\$595	\$114	\$9,285
Scottsdale Preparatory Academy	078533000	\$7,082,268	\$442,475	\$277,045	\$7,801,788
Total Attending ADM: 859.191	Per ADM Amounts:	\$8,243	\$515	\$322	\$9,080
Self Development Academy-Phoenix	078256000	\$2,033,489	\$176,978	\$427,405	\$2,637,872
Total Attending ADM: 303.927	Per ADM Amounts:	\$6,691	\$582	\$1,406	\$8,679
Self Development Charter School	078796000	\$2,795,472	\$228,141	\$45,000	\$3,068,613
Total Attending ADM: 417.532	Per ADM Amounts:	\$6,695	\$546	\$108	\$7,349
Skyline Gila River Schools, LLC	078566000	\$2,346,367	\$97,327	\$132,815	\$2,576,509
Total Attending ADM: 147.772	Per ADM Amounts:	\$15,878	\$659	\$899	\$17,436
Skyline Schools, Inc.	078914000	\$2,053,390	\$42,786	\$96,493	\$2,192,669
Total Attending ADM: 141.725	Per ADM Amounts:	\$14,489	\$302	\$681	\$15,471

Expenditures by Project for Charter Schools		General Projects	CSP & IIP	State & Federal Projects	Total Project Expenditures
Maricopa County					
Sonoran Desert School	078786000	\$320,973	\$12,173	\$0	\$333,146
Total Attending ADM: 30.069	Per ADM Amounts:	\$10,675	\$405	\$0	\$11,079
South Phoenix Academy Inc.	078599000	\$2,333,178	\$188,701	\$178,274	\$2,700,153
Total Attending ADM: 247.653	Per ADM Amounts:	\$9,421	\$762	\$720	\$10,903
South Valley Academy, Inc.	078578000	\$1,843,259	\$184,251	\$132,362	\$2,159,872
Total Attending ADM: 226.983	Per ADM Amounts:	\$8,121	\$812	\$583	\$9,516
Southwest Leadership Academy	078228000	\$2,840,885	\$128,573	\$145,394	\$3,114,852
Total Attending ADM: 331.886	Per ADM Amounts:	\$8,560	\$387	\$438	\$9,385
StarShine Academy	078992000	\$0	\$0	\$0	\$0
Total Attending ADM: 91.346	Per ADM Amounts:	\$0	\$0	\$0	\$0
STEP UP Schools, Inc.	078634000	\$668,682	\$46,220	\$101,782	\$816,684
Total Attending ADM: 85.720	Per ADM Amounts:	\$7,801	\$539	\$1,187	\$9,527
Stepping Stones Academy	078781000	\$1,478,970	\$115,737	\$30,211	\$1,624,918
Total Attending ADM: 202.586	Per ADM Amounts:	\$7,300	\$571	\$149	\$8,021
Success School	078924000	\$4,752,005	\$341,207	\$574,413	\$5,667,625
Total Attending ADM: 695.575	Per ADM Amounts:	\$6,832	\$491	\$826	\$8,148
Synergy Public School, Inc.	078237000	\$1,627,441	\$85,861	\$259,017	\$1,972,319
Total Attending ADM: 240.094	Per ADM Amounts:	\$6,778	\$358	\$1,079	\$8,215
SySTEM Schools	078217000	\$0	\$0	\$0	\$0
Total Attending ADM: 110.413	Per ADM Amounts:	\$0	\$0	\$0	\$0
Teleos Preparatory Academy	078551000	\$2,463,677	\$92,747	\$153,246	\$2,709,670
Total Attending ADM: 200.071	Per ADM Amounts:	\$12,314	\$464	\$766	\$13,544
Tempe Preparatory Academy	078761000	\$3,336,194	\$251,242	\$111,183	\$3,698,619
Total Attending ADM: 432.268	Per ADM Amounts:	\$7,718	\$581	\$257	\$8,556
The Farm at Mission Montessori Academy	078213000	\$403,633	\$18,923	\$4,563	\$427,119
Total Attending ADM: 32.670	Per ADM Amounts:	\$12,355	\$579	\$140	\$13,074
The Odyssey Preparatory Academy, Inc.	078561000	\$21,657,365	\$1,206,990	\$261,597	\$23,125,952
Total Attending ADM: 2,865.143	Per ADM Amounts:	\$7,559	\$421	\$91	\$8,071
The Paideia Academies, Inc	078206000	\$4,351,887	\$349,150	\$487,669	\$5,188,706
Total Attending ADM: 730.155	Per ADM Amounts:	\$5,960	\$478	\$668	\$7,106
Trivium Preparatory Academy	078591000	\$5,488,385	\$385,071	\$241,777	\$6,115,233
Total Attending ADM: 739.543	Per ADM Amounts:	\$7,421	\$521	\$327	\$8,269
Twenty First Century Charter School, Inc. Bennett	078630000	\$1,829,317	\$155,736	\$36,233	\$2,021,286
Total Attending ADM: 254.438	Per ADM Amounts:	\$7,190	\$612	\$142	\$7,944
Valley of the Sun Waldorf Education Association,	078964000	\$2,795,234	\$150,531	\$35,979	\$2,981,744
Total Attending ADM: 316.452	Per ADM Amounts:	\$8,833	\$476	\$114	\$9,422
Vector School District, Inc.	078562000	\$1,896,537	\$102,798	\$136,599	\$2,135,934
Total Attending ADM: 173.827	Per ADM Amounts:	\$10,910	\$591	\$786	\$12,288
Veritas Preparatory Academy	078984000	\$6,237,721	\$359,385	\$228,879	\$6,825,985
Total Attending ADM: 721.317	Per ADM Amounts:	\$8,648	\$498	\$317	\$9,463
Victory Collegiate Academy Corporation	078410000	\$1,406,035	\$111,257	\$380,486	\$1,897,778
Total Attending ADM: 192.269	Per ADM Amounts:	\$7,313	\$579	\$1,979	\$9,870
Victory High School, Inc.	078757000	\$182,354	\$18,082	\$8,372	\$208,808
Total Attending ADM: 32.268	Per ADM Amounts:	\$5,651	\$560	\$259	\$6,471
Villa Montessori Charter School	078715000	\$5,875,082	\$249,522	\$68,455	\$6,193,059
Total Attending ADM: 462.699	Per ADM Amounts:	\$12,697	\$539	\$148	\$13,385
Vista Charter School	078960000	\$206,400	\$11,366	\$0	\$217,766
Total Attending ADM: 14.413	Per ADM Amounts:	\$14,320	\$789	\$0	\$15,109

Expenditures by Project for Charter Schools

General
Projects

CSP & IIP

State &
Federal
ProjectsTotal Project
Expenditures

Maricopa County

Vista College Preparatory, Inc.	078224000	\$2,648,877	\$155,213	\$702,165	\$3,506,255
Total Attending ADM: 332.733	Per ADM Amounts:	\$7,961	\$466	\$2,110	\$10,538
West Gilbert Charter Elementary School, Inc.	078935000	\$2,425,813	\$118,053	\$199,098	\$2,742,964
Total Attending ADM: 237.055	Per ADM Amounts:	\$10,233	\$498	\$840	\$11,571
West Gilbert Charter Middle School, Inc.	078974000	\$721,727	\$37,362	\$54,547	\$813,636
Total Attending ADM: 75.669	Per ADM Amounts:	\$9,538	\$494	\$721	\$10,753
West Valley Arts and Technology Academy, Inc.	078548000	\$2,420,473	\$116,647	\$204,201	\$2,741,321
Total Attending ADM: 332.074	Per ADM Amounts:	\$7,289	\$351	\$615	\$8,255
Western School of Science and Technology, Inc.	078221000	\$3,727,477	\$258,209	\$278,044	\$4,263,730
Total Attending ADM: 561.702	Per ADM Amounts:	\$6,636	\$460	\$495	\$7,591
Maricopa Totals		\$1,009,780,446	\$64,088,170	\$59,917,349	\$1,133,785,965
Total Attending ADM: 135,476.032	Per ADM Amounts:	\$7,454	\$473	\$442	\$8,369

Expenditures by Project for Charter Schools		General Projects	CSP & IIP	State & Federal Projects	Total Project Expenditures
Mohave County					
Academy of Building Industries, Inc.	088704000	\$892,501	\$124,314	\$60,179	\$1,076,994
Total Attending ADM: 118.656	Per ADM Amounts:	\$7,522	\$1,048	\$507	\$9,077
Desert Star Academy	088705000	\$2,659,752	\$196,438	\$0	\$2,856,190
Total Attending ADM: 372.369	Per ADM Amounts:	\$7,143	\$528	\$0	\$7,670
Kingman Academy Of Learning	088620000	\$8,444,990	\$577,735	\$526,607	\$9,549,332
Total Attending ADM: 1,300.226	Per ADM Amounts:	\$6,495	\$444	\$405	\$7,344
Masada Charter School, Inc.	088759000	\$3,299,936	\$268,839	\$324,833	\$3,893,608
Total Attending ADM: 485.192	Per ADM Amounts:	\$6,801	\$554	\$669	\$8,025
Mohave Accelerated Elementary School, Inc.	088703000	\$3,380,884	\$194,142	\$286,573	\$3,861,599
Total Attending ADM: 477.607	Per ADM Amounts:	\$7,079	\$406	\$600	\$8,085
Mohave Accelerated Learning Center	088758000	\$3,732,418	\$185,784	\$640,939	\$4,559,141
Total Attending ADM: 476.635	Per ADM Amounts:	\$7,831	\$390	\$1,345	\$9,565
Telesis Center for Learning, Inc.	088702000	\$2,958,476	\$230,282	\$272,754	\$3,461,512
Total Attending ADM: 400.904	Per ADM Amounts:	\$7,380	\$574	\$680	\$8,634
Young Scholars Academy Charter School Corp.	088755000	\$2,924,599	\$208,418	\$235,125	\$3,368,142
Total Attending ADM: 378.282	Per ADM Amounts:	\$7,731	\$551	\$622	\$8,904
Mohave Totals		\$28,293,556	\$1,985,952	\$2,347,010	\$32,626,518
Total Attending ADM: 4,009.871	Per ADM Amounts:	\$7,056	\$495	\$585	\$8,137

Expenditures by Project for Charter Schools

General
Projects

CSP & IIP

State &
Federal
ProjectsTotal Project
Expenditures

Navajo County

Career Development, Inc.	098745000	\$522,217	\$33,969	\$91,244	\$647,430
Total Attending ADM: 51.117	Per ADM Amounts:	\$10,216	\$665	\$1,785	\$12,666
Shonto Governing Board of Education, Inc.	098746000	\$594,897	\$8,906	\$624,592	\$1,228,395
Total Attending ADM: 74.577	Per ADM Amounts:	\$7,977	\$119	\$8,375	\$16,471
Navajo Totals		\$1,117,114	\$42,875	\$715,836	\$1,875,825
Total Attending ADM: 125.694	Per ADM Amounts:	\$8,888	\$341	\$5,695	\$14,924

Expenditures by Project for Charter Schools		General Projects	CSP & IIP	State & Federal Projects	Total Project Expenditures
Pima County					
Academy Del Sol, Inc.	108734000	\$3,942,603	\$332,846	\$79,074	\$4,354,523
Total Attending ADM: 610.201	Per ADM Amounts:	\$6,461	\$545	\$130	\$7,136
Academy of Mathematics and Science South, Inc.	078242000	\$4,396,089	\$289,072	\$530,746	\$5,215,907
Total Attending ADM: 517.980	Per ADM Amounts:	\$8,487	\$558	\$1,025	\$10,070
Academy of Mathematics and Science, Inc.	108713000	\$5,109,488	\$298,245	\$430,814	\$5,838,547
Total Attending ADM: 437.294	Per ADM Amounts:	\$11,684	\$682	\$985	\$13,352
Academy of Tucson, Inc.	108665000	\$4,809,911	\$375,345	\$72,380	\$5,257,636
Total Attending ADM: 675.949	Per ADM Amounts:	\$7,116	\$555	\$107	\$7,778
Accelerated Elementary and Secondary Schools	108767000	\$1,328,210	\$83,202	\$100,742	\$1,512,154
Total Attending ADM: 156.233	Per ADM Amounts:	\$8,501	\$533	\$645	\$9,679
American Charter Schools Foundation d.b.a. Alta	108794000	\$3,034,675	\$257,936	\$363,521	\$3,656,132
Total Attending ADM: 486.747	Per ADM Amounts:	\$6,235	\$530	\$747	\$7,511
Aprender Tucson	108785000	\$1,925,679	\$130,789	\$230,749	\$2,287,217
Total Attending ADM: 232.960	Per ADM Amounts:	\$8,266	\$561	\$991	\$9,818
Arizona Community Development Corporation	108709000	\$11,130,714	\$813,877	\$1,484,039	\$13,428,630
Total Attending ADM: 1,865.516	Per ADM Amounts:	\$5,967	\$436	\$796	\$7,198
BASIS Schools, Inc.	108725000	\$6,529,644	\$352,284	\$245,187	\$7,127,115
Total Attending ADM: 718.141	Per ADM Amounts:	\$9,092	\$491	\$341	\$9,924
BASIS Schools, Inc.	108737000	\$7,206,943	\$501,189	\$314,214	\$8,022,346
Total Attending ADM: 984.048	Per ADM Amounts:	\$7,324	\$509	\$319	\$8,152
BASIS Schools, Inc.	108404000	\$5,748,898	\$341,104	\$237,362	\$6,327,364
Total Attending ADM: 695.350	Per ADM Amounts:	\$8,268	\$491	\$341	\$9,100
Blue Adobe Project	108501000	\$774,744	\$53,644	\$0	\$828,388
Total Attending ADM: 76.702	Per ADM Amounts:	\$10,101	\$699	\$0	\$10,800
Canyon Rose Academy, Inc.	108715000	\$1,971,997	\$194,336	\$0	\$2,166,333
Total Attending ADM: 255.068	Per ADM Amounts:	\$7,731	\$762	\$0	\$8,493
Carden of Tucson, Inc.	108777000	\$833,036	\$25,452	\$7,914	\$866,402
Total Attending ADM: 95.875	Per ADM Amounts:	\$8,689	\$265	\$83	\$9,037
CITY Center for Collaborative Learning	108720000	\$2,965,196	\$211,127	\$303,679	\$3,480,002
Total Attending ADM: 330.659	Per ADM Amounts:	\$8,968	\$639	\$918	\$10,524
Collaborative Pathways, Inc.	108909000	\$1,050,096	\$71,717	\$64,778	\$1,186,591
Total Attending ADM: 106.450	Per ADM Amounts:	\$9,865	\$674	\$609	\$11,147
Compass High School, Inc.	108788000	\$3,332,483	\$248,081	\$0	\$3,580,564
Total Attending ADM: 418.915	Per ADM Amounts:	\$7,955	\$592	\$0	\$8,547
CPLC Community Schools dba Hiaki High School	108505000	\$750,470	\$7,098	\$241,023	\$998,591
Total Attending ADM: 10.001	Per ADM Amounts:	\$75,039	\$710	\$24,100	\$99,849
CPLC Community Schools dba Toltecalli High	108793000	\$972,535	\$27,636	\$203,419	\$1,203,590
Total Attending ADM: 130.305	Per ADM Amounts:	\$7,464	\$212	\$1,561	\$9,237
Daisy Education Corporation	108503000	\$2,012,374	\$151,472	\$300,528	\$2,464,374
Total Attending ADM: 300.284	Per ADM Amounts:	\$6,702	\$504	\$1,001	\$8,207
Daisy Education Corporation dba Sonoran Science	108666000	\$4,363,530	\$346,298	\$256,998	\$4,966,826
Total Attending ADM: 657.436	Per ADM Amounts:	\$6,637	\$527	\$391	\$7,555
Daisy Education Corporation dba Sonoran Science	108502000	\$2,226,013	\$181,426	\$304,974	\$2,712,413
Total Attending ADM: 338.045	Per ADM Amounts:	\$6,585	\$537	\$902	\$8,024
Daisy Education Corporation dba. Sonoran Science	108504000	\$1,208,883	\$94,822	\$432,546	\$1,736,251
Total Attending ADM: 175.609	Per ADM Amounts:	\$6,884	\$540	\$2,463	\$9,887
Desert Rose Academy, Inc.	108787000	\$1,106,458	\$101,677	\$0	\$1,208,135
Total Attending ADM: 172.540	Per ADM Amounts:	\$6,413	\$589	\$0	\$7,002

Expenditures by Project for Charter Schools		General Projects	CSP & IIP	State & Federal Projects	Total Project Expenditures
Pima County					
Desert Sky Community School, Inc.	108732000	\$380,750	\$33,376	\$8,353	\$422,479
Total Attending ADM: 50.492	Per ADM Amounts:	\$7,541	\$661	\$165	\$8,367
Desert Springs Academy	108771000	\$485,390	\$38,866	\$0	\$524,256
Total Attending ADM: 72.456	Per ADM Amounts:	\$6,699	\$536	\$0	\$7,236
Eastpointe High School, Inc.	108781000	\$3,829,187	\$308,545	\$0	\$4,137,732
Total Attending ADM: 580.690	Per ADM Amounts:	\$6,594	\$531	\$0	\$7,126
Ed Ahead	108506000	\$452,707	\$34,600	\$63,884	\$551,191
Total Attending ADM: 59.288	Per ADM Amounts:	\$7,636	\$584	\$1,078	\$9,297
Edge School, Inc., The	108653000	\$1,921,809	\$81,416	\$158,632	\$2,161,857
Total Attending ADM: 213.316	Per ADM Amounts:	\$9,009	\$382	\$744	\$10,135
Educational Impact, Inc.	108717000	\$1,329,861	\$104,057	\$50,975	\$1,484,893
Total Attending ADM: 181.001	Per ADM Amounts:	\$7,347	\$575	\$282	\$8,204
Great Expectations Academy	108770000	\$2,008,330	\$93,345	\$139,531	\$2,241,206
Total Attending ADM: 276.465	Per ADM Amounts:	\$7,264	\$338	\$505	\$8,107
Griffin Foundation, Inc. The	108789000	\$1,658,958	\$65,092	\$216,663	\$1,940,713
Total Attending ADM: 192.584	Per ADM Amounts:	\$8,614	\$338	\$1,125	\$10,077
Ha:san Educational Services	108726000	\$1,187,696	\$66,089	\$105,342	\$1,359,127
Total Attending ADM: 105.558	Per ADM Amounts:	\$11,252	\$626	\$998	\$12,876
Hermosa Montessori Charter School	108701000	\$1,759,512	\$119,292	\$59,893	\$1,938,697
Total Attending ADM: 214.180	Per ADM Amounts:	\$8,215	\$557	\$280	\$9,052
Highland Free School	108775000	\$350,627	\$20,380	\$44,492	\$415,499
Total Attending ADM: 51.130	Per ADM Amounts:	\$6,858	\$399	\$870	\$8,126
Innovative Humanities Education Corporation	108513000	\$0	\$0	\$0	\$0
Total Attending ADM: 140.509	Per ADM Amounts:	\$0	\$0	\$0	\$0
Institute for Transformative Education, Inc.	108735000	\$866,254	\$43,607	\$210,086	\$1,119,947
Total Attending ADM: 111.359	Per ADM Amounts:	\$7,779	\$392	\$1,887	\$10,057
Kaizen Education Foundation dba Skyview High	108706000	\$1,236,687	\$81,289	\$85,948	\$1,403,924
Total Attending ADM: 157.987	Per ADM Amounts:	\$7,828	\$515	\$544	\$8,886
Khalsa Family Services	108784000	\$2,203,549	\$146,087	\$36,136	\$2,385,772
Total Attending ADM: 258.648	Per ADM Amounts:	\$8,519	\$565	\$140	\$9,224
Legacy Traditional School - Northwest Tucson	108414000	\$7,811,180	\$462,577	\$281,814	\$8,555,571
Total Attending ADM: 1,134.923	Per ADM Amounts:	\$6,883	\$408	\$248	\$7,538
Leman Academy of Excellence, Inc.	108738000	\$15,060,024	\$735,517	\$301,795	\$16,097,336
Total Attending ADM: 1,029.377	Per ADM Amounts:	\$14,630	\$715	\$293	\$15,638
Lifelong Learning Research Institute, Inc.	108708000	\$267,167	\$7,020	\$0	\$274,187
Total Attending ADM: 10.010	Per ADM Amounts:	\$26,690	\$701	\$0	\$27,391
Lifelong Learning Research Institute, Inc.	108908000	\$345,562	\$17,870	\$0	\$363,432
Total Attending ADM: 31.581	Per ADM Amounts:	\$10,942	\$566	\$0	\$11,508
Math and Science Success Academy, Inc.	108798000	\$3,618,551	\$315,655	\$484,916	\$4,419,122
Total Attending ADM: 604.957	Per ADM Amounts:	\$5,982	\$522	\$802	\$7,305
Montessori Schoolhouse of Tucson, Inc.	108703000	\$569,933	\$44,822	\$17,879	\$632,634
Total Attending ADM: 86.226	Per ADM Amounts:	\$6,610	\$520	\$207	\$7,337
Mountain Rose Academy, Inc.	108769000	\$1,835,997	\$166,008	\$0	\$2,002,005
Total Attending ADM: 273.291	Per ADM Amounts:	\$6,718	\$607	\$0	\$7,326
Nosotros, Inc	108707000	\$1,802,386	\$167,963	\$303,310	\$2,273,659
Total Attending ADM: 256.371	Per ADM Amounts:	\$7,030	\$655	\$1,183	\$8,869
Open Doors Community School, Inc.	108512000	\$1,045,959	\$61,439	\$116,455	\$1,223,853
Total Attending ADM: 144.051	Per ADM Amounts:	\$7,261	\$427	\$808	\$8,496

Expenditures by Project for Charter Schools		General Projects	CSP & IIP	State & Federal Projects	Total Project Expenditures
Pima County					
Paragon Preparatory Academy	108401000	\$0	\$0	\$0	\$0
Total Attending ADM: 29.280	Per ADM Amounts:	\$0	\$0	\$0	\$0
Pima County	108601000	\$1,041,996	\$58,101	\$77,350	\$1,177,447
Total Attending ADM: 94.759	Per ADM Amounts:	\$10,996	\$613	\$816	\$12,426
Pima Prevention Partnership	108507000	\$1,091,078	\$70,576	\$285,680	\$1,447,334
Total Attending ADM: 159.305	Per ADM Amounts:	\$6,849	\$443	\$1,793	\$9,085
Pima Prevention Partnership dba Pima Partnership	108799000	\$627,552	\$69,920	\$107,935	\$805,407
Total Attending ADM: 86.444	Per ADM Amounts:	\$7,260	\$809	\$1,249	\$9,317
Pima Prevention Partnership dba Pima Partnership	108711000	\$1,636,347	\$143,304	\$424,340	\$2,203,991
Total Attending ADM: 151.462	Per ADM Amounts:	\$10,804	\$946	\$2,802	\$14,551
Pima Rose Academy, Inc.	108602000	\$2,374,889	\$212,238	\$0	\$2,587,127
Total Attending ADM: 366.588	Per ADM Amounts:	\$6,478	\$579	\$0	\$7,057
Portable Practical Educational Preparation, Inc.	108744000	\$5,248,410	\$252,230	\$588,886	\$6,089,526
Total Attending ADM: 713.081	Per ADM Amounts:	\$7,360	\$354	\$826	\$8,540
Portable Practical Educational Preparation, Inc.	108796000	\$31,710,835	\$2,506,885	\$1,566,814	\$35,784,534
Total Attending ADM: 4,615.406	Per ADM Amounts:	\$6,871	\$543	\$339	\$7,753
Presidio School	108778000	\$2,864,373	\$232,484	\$459,461	\$3,556,318
Total Attending ADM: 394.841	Per ADM Amounts:	\$7,254	\$589	\$1,164	\$9,007
Rising Schools, Inc.	108403000	\$646,318	\$46,942	\$16,624	\$709,884
Total Attending ADM: 79.763	Per ADM Amounts:	\$8,103	\$589	\$208	\$8,900
Satori, Inc.	108719000	\$1,250,192	\$72,926	\$18,845	\$1,341,963
Total Attending ADM: 163.309	Per ADM Amounts:	\$7,655	\$447	\$115	\$8,217
Southern Arizona Community Academy, Inc.	108772000	\$1,422,231	\$70,822	\$0	\$1,493,053
Total Attending ADM: 165.491	Per ADM Amounts:	\$8,594	\$428	\$0	\$9,022
Southgate Academy, Inc.	108779000	\$3,537,927	\$321,815	\$514,752	\$4,374,494
Total Attending ADM: 565.370	Per ADM Amounts:	\$6,258	\$569	\$910	\$7,737
StrengthBuilding Partners	108227000	\$734,495	\$36,138	\$60,318	\$830,951
Total Attending ADM: 73.695	Per ADM Amounts:	\$9,967	\$490	\$818	\$11,276
The Charter Foundation, Inc.	108722000	\$4,931,277	\$368,218	\$615,502	\$5,914,997
Total Attending ADM: 722.598	Per ADM Amounts:	\$6,824	\$510	\$852	\$8,186
Tucson Country Day School, Inc.	108773000	\$5,369,046	\$330,894	\$76,787	\$5,776,727
Total Attending ADM: 643.727	Per ADM Amounts:	\$8,341	\$514	\$119	\$8,974
Tucson International Academy, Inc.	108714000	\$4,058,243	\$176,347	\$434,353	\$4,668,943
Total Attending ADM: 500.379	Per ADM Amounts:	\$8,110	\$352	\$868	\$9,331
Tucson Preparatory School	108768000	\$1,112,113	\$72,732	\$73,948	\$1,258,793
Total Attending ADM: 118.929	Per ADM Amounts:	\$9,351	\$612	\$622	\$10,584
Tucson Youth Development/ACE Charter High	108660000	\$3,215,960	\$105,346	\$134,276	\$3,455,582
Total Attending ADM: 386.190	Per ADM Amounts:	\$8,327	\$273	\$348	\$8,948
Vision Charter School, Inc.	108705000	\$193,729	\$161,081	\$0	\$354,810
Total Attending ADM: 21.418	Per ADM Amounts:	\$9,045	\$7,521	\$0	\$16,566
Pima Totals		\$203,825,756	\$14,014,586	\$14,346,662	\$232,187,004
Total Attending ADM: 26,736.793	Per ADM Amounts:	\$7,623	\$524	\$537	\$8,684

Expenditures by Project for Charter Schools

General
Projects

CSP & IIP

State &
Federal
ProjectsTotal Project
Expenditures

Pinal County

Akimel O Otham Pee Posh Charter School, Inc.	118705000	\$116,056	\$45,719	\$102,171	\$263,946
Total Attending ADM: 153.305	Per ADM Amounts:	\$757	\$298	\$666	\$1,722
Akimel O'Otham Pee Posh Charter School, Inc.	118706000	\$633,858	\$34,089	\$729,987	\$1,397,934
Total Attending ADM: 127.661	Per ADM Amounts:	\$4,965	\$267	\$5,718	\$10,950
American Charter Schools Foundation d.b.a. Apache	118703000	\$1,155,615	\$88,856	\$88,524	\$1,332,995
Total Attending ADM: 156.538	Per ADM Amounts:	\$7,382	\$568	\$566	\$8,515
ASU Preparatory Academy - Casa Grande	118716000	\$1,932,509	\$63,169	\$230,404	\$2,226,082
Total Attending ADM: 155.255	Per ADM Amounts:	\$12,447	\$407	\$1,484	\$14,338
Eduprize Schools, LLC	078687000	\$21,678,719	\$1,628,655	\$0	\$23,307,374
Total Attending ADM: 3,279.725	Per ADM Amounts:	\$6,610	\$497	\$0	\$7,107
Graysmark Schools Corporation	118709000	\$273,473	\$37,998	\$9,912	\$321,383
Total Attending ADM: 45.026	Per ADM Amounts:	\$6,074	\$844	\$220	\$7,138
LEAD Charter Schools dba Leading Edge Academy	078101000	\$2,595,685	\$135,370	\$134,922	\$2,865,977
Total Attending ADM: 328.970	Per ADM Amounts:	\$7,890	\$411	\$410	\$8,712
Leading Edge Academy Maricopa	118708000	\$4,420,808	\$231,463	\$484,351	\$5,136,622
Total Attending ADM: 685.575	Per ADM Amounts:	\$6,448	\$338	\$706	\$7,492
Legacy Traditional Charter School	118715000	\$7,147,827	\$477,281	\$244,759	\$7,869,867
Total Attending ADM: 1,096.185	Per ADM Amounts:	\$6,521	\$435	\$223	\$7,179
Legacy Traditional Charter School - Maricopa	118719000	\$6,894,215	\$408,361	\$470,352	\$7,772,928
Total Attending ADM: 1,085.785	Per ADM Amounts:	\$6,350	\$376	\$433	\$7,159
Legacy Traditional Charter Schools - Casa Grande	118718000	\$6,650,554	\$450,117	\$435,600	\$7,536,271
Total Attending ADM: 1,076.797	Per ADM Amounts:	\$6,176	\$418	\$405	\$6,999
Pinnacle Education-Casa Grande, Inc.	118704000	\$212,444	\$92,432	\$0	\$304,876
Total Attending ADM: 44.971	Per ADM Amounts:	\$4,724	\$2,055	\$0	\$6,779
The Grande Innovation Academy	118717000	\$3,505,389	\$222,709	\$229,641	\$3,957,739
Total Attending ADM: 517.888	Per ADM Amounts:	\$6,769	\$430	\$443	\$7,642
Pinal Totals		\$57,217,152	\$3,916,219	\$3,160,623	\$64,293,994
Total Attending ADM: 8,753.681	Per ADM Amounts:	\$6,536	\$447	\$361	\$7,345

Expenditures by Project for Charter Schools		General Projects	CSP & IIP	State & Federal Projects	Total Project Expenditures
Santa Cruz County					
Kaizen Education Foundation dba Colegio Petite	128704000	\$827,143	\$58,318	\$55,266	\$940,727
Total Attending ADM: 128.545	Per ADM Amounts:	\$6,435	\$454	\$430	\$7,318
Mexicayotl Academy, Inc.	128703000	\$1,968,091	\$108,725	\$297,946	\$2,374,762
Total Attending ADM: 234.969	Per ADM Amounts:	\$8,376	\$463	\$1,268	\$10,107
Patagonia Montessori Elementary School	128725000	\$261,443	\$13,732	\$6,058	\$281,233
Total Attending ADM: 23.530	Per ADM Amounts:	\$11,111	\$584	\$257	\$11,952
Pinnacle Education-Kino, Inc.	128701000	\$271,684	\$162,650	\$0	\$434,334
Total Attending ADM: 94.289	Per ADM Amounts:	\$2,881	\$1,725	\$0	\$4,606
Santa Cruz Valley Opportunities in Education, Inc.	128726000	\$430,066	\$28,431	\$36,056	\$494,553
Total Attending ADM: 48.720	Per ADM Amounts:	\$8,827	\$584	\$740	\$10,151
Santa Cruz Totals		\$3,758,427	\$371,856	\$395,326	\$4,525,609
Total Attending ADM: 530.053	Per ADM Amounts:	\$7,091	\$702	\$746	\$8,538

Expenditures by Project for Charter Schools		General Projects	CSP & IIP	State & Federal Projects	Total Project Expenditures
Yavapai County					
A Center for Creative Education	138761000	\$0	\$0	\$0	\$0
Total Attending ADM: 55.243	Per ADM Amounts:	\$0	\$0	\$0	\$0
Acorn Montessori Charter School	138760000	\$2,768,165	\$208,496	\$216,065	\$3,192,726
Total Attending ADM: 407.462	Per ADM Amounts:	\$6,794	\$512	\$530	\$7,836
American Heritage Academy	138754000	\$3,159,000	\$227,643	\$185,248	\$3,571,891
Total Attending ADM: 442.424	Per ADM Amounts:	\$7,140	\$515	\$419	\$8,073
Arizona Agribusiness & Equine Center, Inc.	138785000	\$1,491,448	\$101,667	\$90,958	\$1,684,073
Total Attending ADM: 237.402	Per ADM Amounts:	\$6,282	\$428	\$383	\$7,094
BASIS Schools, Inc.	138786000	\$6,388,182	\$367,814	\$239,824	\$6,995,820
Total Attending ADM: 733.753	Per ADM Amounts:	\$8,706	\$501	\$327	\$9,534
Compass Points International, Inc	138501000	\$1,452,166	\$104,075	\$48,091	\$1,604,332
Total Attending ADM: 159.634	Per ADM Amounts:	\$9,097	\$652	\$301	\$10,050
Desert Star Community School, Inc.	138714000	\$1,199,387	\$97,756	\$107,642	\$1,404,785
Total Attending ADM: 182.030	Per ADM Amounts:	\$6,589	\$537	\$591	\$7,717
Edkey, Inc. - Sequoia Ranch School	138705000	\$2,579,478	\$121,472	\$452,097	\$3,153,047
Total Attending ADM: 221.273	Per ADM Amounts:	\$11,657	\$549	\$2,043	\$14,250
Franklin Phonetic Primary School, Inc.	138751000	\$3,620,843	\$234,712	\$310,426	\$4,165,981
Total Attending ADM: 430.740	Per ADM Amounts:	\$8,406	\$545	\$721	\$9,672
Kestrel Schools, Inc.	138759000	\$127,064	\$8,873	\$24,257	\$160,194
Total Attending ADM: 30.868	Per ADM Amounts:	\$4,116	\$287	\$786	\$5,190
La Tierra Community School, Inc	138503000	\$807,466	\$48,983	\$38,703	\$895,152
Total Attending ADM: 108.623	Per ADM Amounts:	\$7,434	\$451	\$356	\$8,241
Mary Ellen Halvorson Educational Foundation. dba:	138757000	\$1,559,797	\$129,607	\$50,833	\$1,740,237
Total Attending ADM: 219.775	Per ADM Amounts:	\$7,097	\$590	\$231	\$7,918
Mingus Springs Charter School	138712000	\$1,104,954	\$90,488	\$79,438	\$1,274,880
Total Attending ADM: 148.814	Per ADM Amounts:	\$7,425	\$608	\$534	\$8,567
Mountain Oak Charter School, Inc.	138768000	\$1,358,716	\$61,477	\$60,251	\$1,480,444
Total Attending ADM: 168.782	Per ADM Amounts:	\$8,050	\$364	\$357	\$8,771
PACE Preparatory Academy, Inc.	138758000	\$760,200	\$62,124	\$15,079	\$837,403
Total Attending ADM: 93.525	Per ADM Amounts:	\$8,128	\$664	\$161	\$8,954
Painted Pony Ranch Charter School	138756000	\$647,255	\$64,190	\$0	\$711,445
Total Attending ADM: 92.746	Per ADM Amounts:	\$6,979	\$692	\$0	\$7,671
Park View School, Inc.	138755000	\$1,368,561	\$118,220	\$92,210	\$1,578,991
Total Attending ADM: 205.424	Per ADM Amounts:	\$6,662	\$575	\$449	\$7,686
Prescott Valley Charter School	078516000	\$1,850,032	\$203,645	\$288,084	\$2,341,761
Total Attending ADM: 237.179	Per ADM Amounts:	\$7,800	\$859	\$1,215	\$9,873
Sedona Charter School, Inc.	138708000	\$1,249,552	\$86,348	\$67,797	\$1,403,697
Total Attending ADM: 144.895	Per ADM Amounts:	\$8,624	\$596	\$468	\$9,688
Skyview School, Inc.	138752000	\$1,651,335	\$103,473	\$66,216	\$1,821,024
Total Attending ADM: 215.199	Per ADM Amounts:	\$7,674	\$481	\$308	\$8,462
Yavapai Totals		\$35,143,601	\$2,441,063	\$2,433,219	\$40,017,883
Total Attending ADM: 4,535.791	Per ADM Amounts:	\$7,748	\$538	\$536	\$8,823

Expenditures by Project for Charter Schools		General Projects	CSP & IIP	State & Federal Projects	Total Project Expenditures
Yuma County					
Az-Tec High School	148757000	\$983,423	\$59,681	\$66,021	\$1,109,125
Total Attending ADM: 109.337	Per ADM Amounts:	\$8,994	\$546	\$604	\$10,144
Carpe Diem Collegiate High School	148761000	\$1,592,163	\$257,602	\$88,373	\$1,938,138
Total Attending ADM: 216.521	Per ADM Amounts:	\$7,353	\$1,190	\$408	\$8,951
Harvest Power Community Development Group, Inc.	148760000	\$12,557,053	\$885,580	\$1,057,296	\$14,499,929
Total Attending ADM: 1,744.549	Per ADM Amounts:	\$7,198	\$508	\$606	\$8,312
Juniper Tree Academy	148759000	\$4,853,732	\$407,504	\$440,081	\$5,701,317
Total Attending ADM: 736.898	Per ADM Amounts:	\$6,587	\$553	\$597	\$7,737
Yuma Private Industry Council, Inc.	148758000	\$912,018	\$89,019	\$64,714	\$1,065,751
Total Attending ADM: 110.350	Per ADM Amounts:	\$8,265	\$807	\$586	\$9,658
Yuma Totals		\$20,898,389	\$1,699,386	\$1,716,485	\$24,314,260
Total Attending ADM: 2,917.655	Per ADM Amounts:	\$7,163	\$582	\$588	\$8,333

Expenditures by Project for Charter Schools		General Projects	CSP & IIP	State & Federal Projects	Total Project Expenditures
State Totals		\$1,400,383,390	\$91,314,071	\$89,738,037	\$1,581,435,498
Total Attending ADM: 188,229.110	Per ADM Amounts:	\$7,440	\$485	\$477	\$8,402