



Arizona Department of Education

Annual Report

Of the Arizona Superintendent of Public Instruction

Volume I

Fiscal Year 2005-2006

- ◀ Annual financial reports by District
- ◀ Annual financial reports by Charter



Tom Horne, Superintendent

January 2007

In compliance with ARS §15-255

The Arizona Department of Education of the State of Arizona does not discriminate on the basis of race, religion, color, national origin, sex, disability or age in its programs, activities or in its hiring and employment practices. If you have questions or grievances related to this policy, please contact the Administrative Services Deputy Associate Superintendent at (602) 542-3186.

TABLE OF CONTENTS

Volume 1	Page
Superintendent of Public Education Letter	1
General Statistical Information	
State Funding for Education	5
Percent of Revenue by Year by Source	6
Maintenance and Operation Fund Expenditures by Year.....	7
Average Daily Membership History and Distribution.....	8
Distribution of School Districts by ADM and Size	9
State Summary of Number and Type of Public Schools	10
Virtual Classroom ADM.....	11
State Summary by Grade of Pupil Enrollment Districts Only	12
State Summary by Grade of Pupil Enrollment Charters Only.....	13
Arizona Department of Education	
Financial Services State Funds	16
Financial Services Federal – Grants In Aid	20
Annual Financial Report of the County School Superintendents	26
Food Service Program Information	30
Definitions for Per Pupil Expenditure Amounts.....	42
Current Expenditures by Type of District and School.....	47
Current Expenditures for Districts	I-1
Current Expenditure for Charter Schools	II-1
Expenditures by Fund for Districts.....	III-1
Expenditures by Project for Charter Schools.....	IV-1
Volume II	
Section I – District Financial Information	
Arizona School District Financial and Statistical Data - Definitions	I-1
Arizona School Districts Summary of Financial Data.....	I-7
Arizona School Districts County Summary of Financial Data.....	(See Volume II)
Arizona School Districts State Summary of Financial Data.....	I-259
Index of School District, County, and State Summaries	I-260
Section II – Charter Schools Financial Information	
Arizona Charter Schools Financial and Statistical Data - Definitions.....	II-1
Arizona Charter Schools Summary of Financial Data.....	II-5
Arizona Charter Schools State Summary of Financial Data.....	II-372
Index of Charter Schools and State Summaries.....	II-373

The information contained in this report was compiled from unaudited information submitted to the Arizona Department of Education. **Report will be available on-line at www.ade.az.gov/schoolfinance/Reports/**
This report was last updated on January 03, 2007 to include previously unsubmitted Annual Financial Reports.



State of Arizona
Department of Education

Tom Horne
Superintendent of
Public Instruction

January 2, 2007

The Honorable Janet Napolitano
Governor of the State of Arizona
1700 W. Washington St.
Phoenix, AZ 85007

Dear Governor Napolitano:

On behalf of the Arizona Department of Education, I am forwarding to you, the Legislature, Arizona's schools, and the public, the Annual report for 2006.

We are looking forward to continuing important initiatives through *teamwork* with all constituencies and stakeholders, as well as the creation and *promotion of a service-oriented agency*. With these goals and strategies in place, we are committed to the achievement of our overarching goal: **that Arizona students learn substantially more than they have been learning, as demonstrated by higher test scores.**

On behalf of our team at the Arizona Department of Education, I look forward to working with you, the members of the Legislature, and members of the community, business community, and education leaders, to ensure that Arizona's education system becomes among the best in the country.

Sincerely,

A handwritten signature in cursive script that reads "Tom Horne".

Tom Horne

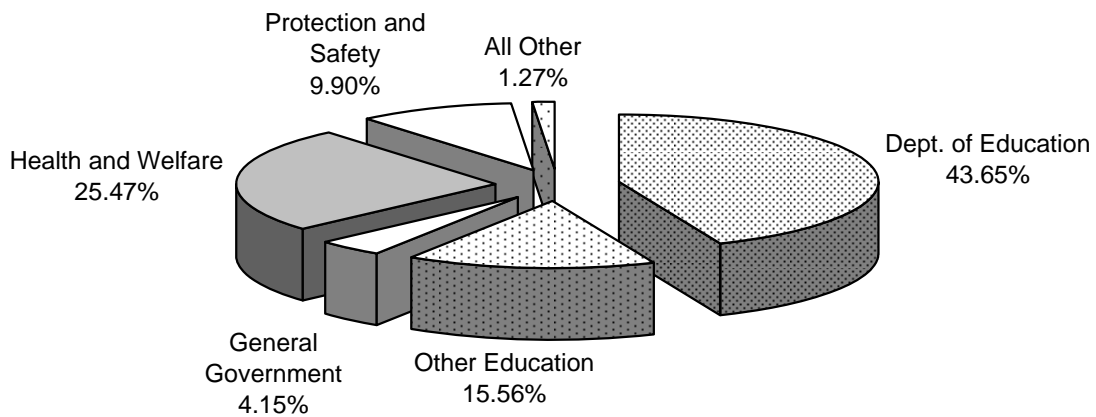
GENERAL STATISTICAL INFORMATION

State Funding for Education	5
Percent of Revenue by Year by Source	6
Maintance and Operation Fund Expenditures by Year.....	7
Average Daily Membership History and Distribution.....	8
Distribution of School Districts by ADM and Size	9
State Summary of Number and Type of Public Schools	10
Virtual Classroom ADM.....	11
State Summary by Grade of Pupil Enrollment Districts Only	12
State Summary by Grate of Pupil Enrollment Charters Only.....	13

STATE FUNDING FOR EDUCATION

The general fund appropriation for the State of Arizona in FY2005-06 was \$8,466,140,000. The total for all education, including the Board of Regents and Community colleges, was \$4,986,863,700, or 58.90 percent of the total appropriation. The Department of Education was appropriated \$3,552,448,200, or 41.96 percent of the total. The graph below shows the percentage appropriated for other governmental functions. The majority of the general fund appropriation to the Department of Education is paid in basic and additional state aid to local school districts and

Summary of Apporriated FY2005-06 Funds By Agency - General Fund Only



source are indicated on Table 1. For fiscal year 1997 through 2006, the Total Revenues included School Plant, State and Federal Projects, Building Renewal, Deficiencies Correction and New Schools Facilities funds.

Table 1

PERCENT OF REVENUE BY YEAR BY SOURCE

<u>Fiscal Year</u>	<u>Total Revenues</u>	<u>Percent Federal</u>	<u>Percent State</u>	<u>Percent County</u>	<u>Percent Intermediate</u>	<u>Percent Local</u>
1996-97 Districts	3,974,660,831	7.20%	48.10%	3.10%		41.60%
1996-97 Dist Charter Schools	11,523,428	0.80%	44.00%	0.00%	2.80%	52.40%
1996-97 Board Charter Schools	65,945,215	5.50%	88.10%	0.00%	2.90%	3.50%
1996-97 Total	4,052,129,474	7.20%	48.80%	3.00%		41.00%
1997-98 Districts	4,286,437,065	8.13%	46.97%	3.00%		41.89%
1997-98 Dist Charter Schools	18,812,464	45.42%	0.23%	0.00%	0.00%	54.36%
1997-98 Board Charter Schools	104,015,724	9.67%	83.45%	0.00%	1.45%	5.42%
1997-98 Total	4,409,265,253	8.33%	47.64%	2.92%	0.03%	41.08%
1998-99 Districts	4,991,796,831	7.67%	44.34%	2.68%		45.31%
1998-99 Dist Charter Schools	15,831,861	5.11%	26.32%	0.00%	0.00%	68.57%
1998-99 Board Charter Schools	149,173,733	4.32%	84.22%	0.00%	0.35%	11.11%
1998-99 Total	5,156,802,425	7.57%	45.43%	2.59%	0.01%	44.39%
1999-00 Districts	5,264,801,274	8.56%	47.15%	2.70%		41.59%
1999-00 Dist Charter Schools	30,248,324	7.17%	6.00%	0.00%	0.05%	86.78%
1999-00 Board Charter Schools	163,337,837	6.30%	86.72%	0.00%	0.25%	6.73%
1999-00 Total	5,458,387,435	8.48%	48.11%	2.60%	0.01%	40.80%
2000-01 Districts	5,768,314,810	8.04%	47.28%	2.62%		42.07%
2000-01 Dist Charter Schools	14,303,192	10.79%	30.19%	0.00%	0.44%	58.58%
2000-01 Board Charter Schools	256,027,668	9.58%	82.68%	0.00%	1.72%	6.02%
2000-01 Total	6,038,645,670	8.11%	48.74%	2.50%	0.07%	40.58%
2001-02 Districts	6,137,028,912	7.86%	45.86%	3.02%		43.26%
2001-02 Dist Charter Schools	18,385,948	13.30%	36.08%	0.00%	0.03%	50.60%
2001-02 Board Charter Schools	359,307,227	11.54%	82.69%	0.00%	0.23%	5.55%
2001-01 Total	6,514,722,087	8.08%	47.86%	2.85%	0.01%	41.20%
2002-03 Districts	7,141,498,532	11.80%	44.34%	2.35%		41.51%
2003-03 Charters	453,392,400	13.18%	80.17%	0.00%	0.49%	6.16%
2002-03 Total	7,594,890,932	11.88%	46.48%	2.21%	0.03%	39.04%
2003-04 Districts	7,224,652,807	13.02%	44.04%	2.45%		40.49%
2003-04 Charters	505,219,581	10.76%	82.49%	0.00%	0.21%	6.55%
2003-04 Total	7,729,872,388	12.87%	46.56%	2.29%	0.01%	38.27%
2004-05 Districts	7,660,297,853	13.07%	44.71%	2.50%		39.72%
2004-05 Charters	558,159,498	9.76%	83.12%	0.00%	0.41%	6.71%
2004-05 Total	8,218,457,351	12.82%	47.32%	2.33%	0.03%	37.50%
2005-06 Districts	8,215,267,977	13.28%	46.19%	2.46%	0.00%	38.07%
2005-06 Charters	607,792,885	9.46%	83.01%	0.00%	0.27%	7.26%
2005-06 Total	8,823,060,862	13.02%	48.73%	2.29%	0.02%	35.94%

Table 2

MAINTANCE AND OPERATION FUND EXPENDITURES BY YEAR

The total expenditures for maintenance and operation (M & O) for FY2005-06 were \$5,361,460,656. This represents an increase of 6.9% over FY2004-05 M & O expenditures. This increase is primarily due to increases in total student growth (see Table 3).

<u>Fiscal Year</u>	<u>M&O Expenditures</u>	<u>Dollar Increase</u>	<u>Percent Increase</u>
1997-98 Districts	3,094,999,196		
1997-98 Dist Charter Schools	8,414,704		
1997-98 Board Charter Schools	83,293,546		
1997-98 Total	3,186,707,446	185,789,228	5.8%
1998-99 Districts	3,270,266,920	175,267,724	5.4%
1998-99 Dist Charter Schools	11,602,230	3,187,526	37.9%
1998-99 Board Charter Schools	131,383,056	48,089,510	57.7%
1998-99 Total	3,413,252,206	226,544,760	7.1%
1999-00 Districts	3,451,437,075	181,170,155	5.3%
1999-00 Dist Charter Schools	16,963,898	5,361,668	31.6%
1999-00 Board Charter Schools	145,785,160	14,402,104	9.9%
1999-00 Total	3,614,186,133	200,933,927	5.6%
2000-01 Districts	3,664,278,673	212,841,598	5.8%
2000-01 Charters	244,722,431	98,937,271	40.4%
2000-01 Total	3,909,001,104	311,778,869	8.0%
2001-02 Districts	3,886,836,523	222,557,849	5.7%
2001-02 Charters	418,257,597	173,535,166	41.5%
2001-02 Total	4,305,094,120	396,093,015	9.2%
2002-03 Districts	4,064,089,759	177,253,236	4.4%
2002-03 Charters	378,167,574	-40,090,023	-10.6%
2002-03 Total	4,442,257,333	137,163,213	3.1%
2003-04 Districts	4,292,523,255	228,433,496	5.3%
2003-04 Charters	440,523,381	62,355,807	14.2%
2003-04 Total	4,733,046,636	290,789,303	6.1%
2004-05 Districts	4,511,844,356	219,321,101	4.9%
2004-05 Charters	481,740,529	41,217,148	8.6%
2004-05 Total	4,993,584,885	260,538,249	5.2%
2005-06 Districts	4,840,333,042	328,488,686	6.8%
2005-06 Charters	521,127,614	39,387,085	7.6%
2005-06 Total	5,361,460,656	367,875,771	6.9%

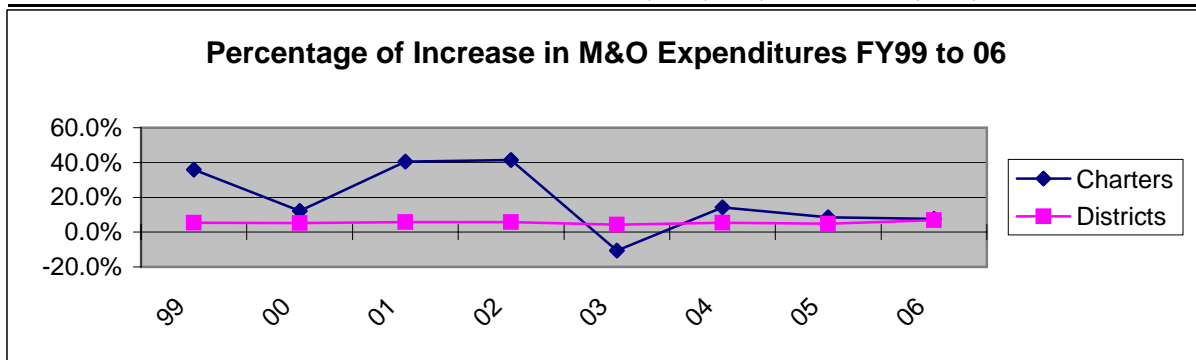
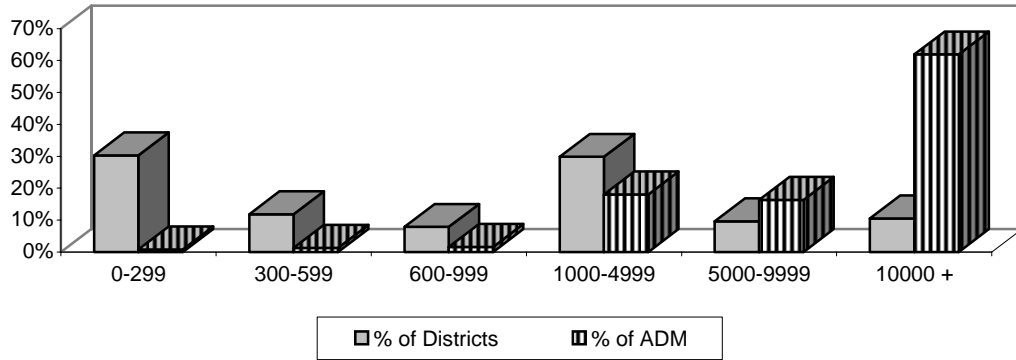


Table 3

ADM HISTORY AND DISTRIBUTION

<u>Fiscal Year</u>	<u>Preschool Disabled ADM</u>	<u>Elementary ADM</u>	<u>Secondary ADM</u>	<u>Total ADM</u>	<u>Percent Change</u>
1998-99 Districts	2,357	556,883	210,712	769,952	
1998-99 Charter Schools		20,921	13,237	34,158	
1998-99 Total	2,357	577,804	223,949	804,110	
1999-00 Districts	2,478	574,537	219,542	796,557	
1999-00 Charter Schools		26,618	16,955	43,573	
1999-00 Total	2,478	601,155	236,497	840,130	4.48%
2000-01 Districts	2,676	574,284	221,127	798,087	
2000-01 Charter Schools		31,579	20,353	51,932	
2000-01 Total	2,676	605,863	241,480	850,019	1.18%
2001-02 Districts	2,982	585,525	229,026	817,533	
2001-02 Charter Schools		37,976	23,597	61,573	
2001-02 Total	2,982	623,501	252,623	879,106	3.42%
2002-03 Districts	2,889	599,181	237,983	840,053	
2002-03 Charter Schools		40,344	25,965	66,309	
2002-03 Total	2,889	639,525	263,948	906,362	3.10%
2003-04 Districts	3,440	606,036	249,547	859,023	
2003-04 Charter Schools		45,198	29,513	74,711	
2003-04 Total	3,440	651,234	279,060	933,734	3.02%
2004-05 Districts	3,794	620,406	263,179	887,379	
2004-05 Charter Schools		50,252	33,354	83,606	
2004-05 Total	3,794	670,658	296,533	970,985	3.99%
2005-06 Districts	4,036	635,641	273,903	913,580	
2005-06 Charter Schools		52,841	31,800	84,641	
2005-06 Total	4,036	688,482	305,703	998,221	2.80%

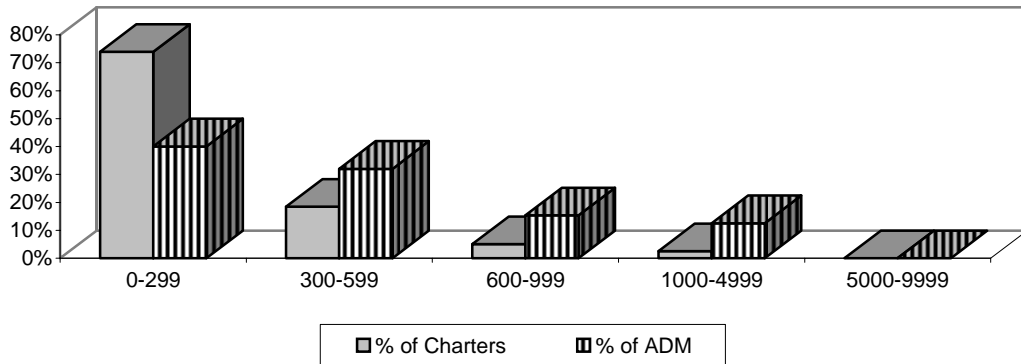
DISTRIBUTION OF SCHOOL DISTRICTS BY ADM AND SIZE



Group	ADM	% of ADM	No. of Districts	% of Districts
0-299	7,335	0.8%	69	30.3%
300-599	11,769	1.3%	27	11.8%
600-999	14,654	1.6%	18	7.9%
1000-4999	164,988	18.0%	68	29.8%
5000-9999	149,619	16.4%	22	9.6%
10000 +	566,201	61.9%	24	10.5%
Total	914,567	100%	228	100%

The fall enrollment for FY2005-06 was 961,712. A breakdown of school district enrollment by racial and ethnic background is included on page 12.

DISTRIBUTION OF CHARTER SCHOOLS BY ADM AND SIZE



Group	ADM	% of ADM	No. of Charters	% of Charters
0-299	33,921	40.1%	261	73.9%
300-599	27,129	32.0%	65	18.4%
600-999	12,999	15.4%	18	5.1%
1000-4999	10,628	12.6%	9	2.5%
5000-9999	-	0.0%	-	0.0%
10000 +	-	0.0%	-	0.0%
Total	84,676	100%	353	100%

The fall enrollment for FY2005-06 was 85,187. A breakdown of charter school enrollment by racial and ethnic background is included on page 13.

State Summary of Number and Type of Public Schools

County	Elementary		High Schools		Unified			Charter Schools				Accommodation				
	Districts	Schools	Districts	Schools	Districts	Elem. Schools	High Schools	Combined	Charter Holders	EL Sites	HS Sites	Combined	Districts	Elem. Schools	High Schools	Combined
Apache	4	4	0	0	7	25	7	2	5	4	2	2	0	0	0	0
Cochise	10 (*c-1)	12	1	1	9	27	7	2	5	6	10	3	1	3	0	0
Coconino	1 (*c-1)	1	0	0	6	27	8	2	12	8	3	1	1	0	3	1
Gila	3	4	0	0	5	15	5	0	5	2	4	1	1	0	1	1
Graham	2	2	0	0	4	9	4	1	3	3	1	0	0	0	0	1
Greenlee	2	1	0	0	3	3	2	1	0	0	0	0	0	0	0	0
La Paz	4	5	1	1	1	4	2	0	1	0	1	0	0	0	0	0
Maricopa	34	292	6	40	15	283	51	25	204	142	80	50	1	3	4	6
Mohave	7	16	1	2	5	17	4	4	11	9	4	5	0	0	0	0
Navajo	0	0	0	0	11	39	12	0	8	3	5	4	1	0	0	1
Pima	3 (*c-2)	4	0	0	11	180	38	8	66	31	35	16	1	0	0	2
Pinal	9	25	2	3	7	28	7	1	9	6	7	1	2	1	1	1
Santa	3	3	1	1	2	11	3	1	4	2	1	1	1	0	0	1
Yavapai	10 (*c-3)	14	1	1	9	29	8	3	30	17	9	9	1	0	1	0
Yuma	7	44	2	6	0	0	0	0	5	2	3	2	0	0	0	0
TOTAL	106	427	15	55	95	697	158	50	368	235	165	95	10	7	10	14

Total Elementary Schools = 1366

Total High Schools = 388

Total Combined Schools = 159

The three combined columns represent schools that have additional grades other than Elementary School (Preschool-8), or High School (9-12.)

*c = Number of transporting districts

The above table includes 7 charter virtual classrooms and 7 district virtual classrooms.

This list excludes 110 JTED sites.

Virtual Classroom ADM
A.R.S. §15-808. Technology Assisted Project-Based Instruction Fiscal Year 2005-06

Charter School Operated

	Arizona Virtual Academy	Sequoia Choice School Arizona Distance Learning School	Pinnacle Virtual High School	Primavera - Online	Arizona Connections Academy	Humanities and Sciences Academy Arizona	Kids At Hope Online Academy	Total
K - 3 ADM Subtotal	502.660	54.790	0.000	0.000	89.820	0.000	0.000	647.270
K - 8 ADM Subtotal	1,368.680	183.910	0.000	0.000	246.050	0.000	0.000	1,798.640
9 - 12 ADM	113.720	284.890	430.030	697.400	26.600	1,154.416	27.300	2,734.356
K - 12 ADM Total	1,482.400	468.800	430.030	697.400	272.650	1,154.416	27.300	4,532.996
Total Charter	1,292.500	664.000	442.000	632.000	249.500	377.000	67.000	3,724.000

School District Operated

	Mesa Distance Learning Program	TUSD - Distance Learning Program	Marana Distance Learning	Peoria eCampus	TAPBI	Distant Learning	Total
K - 3 ADM Subtotal	38.080	0.000	0.000	0.000	0.000	0.000	38.080
K - 8 ADM Subtotal	67.480	0.000	4.450	0.000	0.000	0.000	71.930
9 - 12 ADM	250.520	7.150	32.980	6.370	9.430	17.080	323.530
K - 12 ADM Total	356.080	7.150	37.430	6.370	9.430	17.080	433.540
District Students	550.500	9.000	29.000	65.000	0.000	21.000	674.500

The Arizona Legislature expanded the number of districts and charters which may offer distance learning, from 2 charters and 2 districts, to 7 charters and 7 districts effective July 1, 2003. This table provides the fundable average daily membership for these virtual classrooms in FY2005-06. The total number of students enrolled, part-time or full-time is also provided.

K - 12 ADM Total	4,966.536
Total District & Charter Students	4,398.500

STATE SUMMARY BY GRADE OF PUPIL ENROLLMENT DISTRICTS ONLY

FY2005-06 Racial/Ethnic

	White (Non- Hispanic)	Black (Non- Hispanic)	Hispanic	American Indian or Alaskan Native	Pacific Islander or Asian	Total State ¹ Enrollment
PSD ²	4,829	423	4,051	456	220	9,979
Kindergarten	30,879	3,597	34,541	4,013	1,727	74,757
Grade One	31,602	3,729	34,329	4,288	1,826	75,774
Grade Two	31,176	3,793	32,973	4,034	1,825	73,801
Grade Three	31,757	3,706	32,513	3,916	1,831	73,723
Grade Four	32,964	3,784	31,895	4,050	1,874	74,567
Grade Five	33,388	3,758	31,156	3,941	1,888	74,131
Grade Six	33,564	3,923	31,054	4,335	1,796	74,672
Grade Seven	34,270	3,932	30,141	4,700	1,764	74,807
Grade Eight	35,241	3,951	29,870	4,486	1,696	75,244
Ungraded Elementary	86	10	44	48	6	194
Total Elementary	299,756	34,606	292,567	38,267	16,453	681,649
Grade Nine	45,282	4,783	32,458	7,826	2,238	92,587
Grade Ten	43,692	4,381	28,760	6,276	2,110	85,219
Grade Eleven	41,648	3,764	23,220	5,131	2,099	75,862
Grade Twelve	37,579	3,297	20,269	4,698	2,075	67,918
Ungraded Secondary	0	0	0	0	0	-
Total Secondary	168,201	16,225	104,707	23,931	8,522	321,586
GRAND TOTAL	467,957	50,831	397,274	62,198	24,975	1,003,235

Additional Data:

	State Enrollment ³ FY2004-05	Resident Average Daily Membership for Districts ⁴			
		FY2004-05		FY2005-06	
		<u>40th Day</u>	<u>100th Day</u>	<u>40th Day</u>	<u>100th Day</u>
Elementary:	664,167	618,978	623,795	635,725	639,677
High School:	291,294	265,460	262,251	278,029	273,903
Total:	955,461	884,438	886,046	913,754	913,580 ⁵

¹ Pupil Enrollment: An unduplicated count of students enrolled on October 1, 2005, except for Vocational Technical Schools who's students are duplicated.

² Preschool Children with Disabilities.

³ Pupil Enrollment: An unduplicated count of students enrolled on October 1, 2004.

⁴ Average Daily Membership (including Preschool Disabled) as defined by §ARS 15-902.

⁵ ADM for districts. Detail pages in Volume II provide ADM for each district.

STATE SUMMARY BY GRADE OF PUPIL ENROLLMENT CHARTERS ONLY

FY2005-06 Racial/Ethnic

	White (Non- Hispanic)	Black (Non- Hispanic)	Hispanic	American Indian or Alaskan Native	Pacific Islander or Asian	Total State ¹ Enrollment
Kindergarten	5,037	640	2,343	272	354	8,646
Grade One	4,402	583	2,084	238	252	7,559
Grade Two	4,120	521	1,760	213	245	6,859
Grade Three	3,742	472	1,749	209	188	6,360
Grade Four	3,539	440	1,538	210	160	5,887
Grade Five	3,240	396	1,473	225	189	5,523
Grade Six	3,436	342	1,532	269	130	5,709
Grade Seven	3,265	339	1,542	322	118	5,586
Grade Eight	3,201	312	1,488	339	99	5,439
Ungraded Elementary	0	0	0	0	0	-
Total Elementary	33,982	4,045	15,509	2,297	1,735	57,568
Grade Nine	2,840	321	2,486	615	71	6,333
Grade Ten	3,224	431	3,043	656	77	7,431
Grade Eleven	3,560	466	3,249	630	76	7,981
Grade Twelve	4,425	758	5,053	773	168	11,177
Ungraded Secondary	0	0	0	0	0	-
Total Secondary	14,049	1,976	13,831	2,674	392	32,922
GRAND TOTAL	48,031	6,021	29,340	4,971	2,127	87,373²

Additional Data:

	State Enrollment ³ FY2004-05	Resident Average Daily Membership for Charter Schools ⁴			
		FY2004-05		FY2005-06	
		<u>40th Day</u>	<u>100th Day</u>	<u>40th Day</u>	<u>100th Day</u>
Elementary:	54,542	50,066	50,308	53,163	52,841
High School:	32,831	32,839	32,362	32,444	31,800
Total:	87,373	82,905	82,670	85,607	84,641 ⁵

¹ Pupil Enrollment: An unduplicated count of students enrolled on October 1, 2005, except for Vocational Technical Schools who's students are duplicated.

² Enrollment for charter schools. Detail pages in Volume II provide enrollment for each charter school.

³ Pupil Enrollment: An unduplicated count of students on October 1 ,2004.

⁴ Average Daily Membership as defined by §ARS 15-902.

⁵ ADM for charter schools. Detail pages in Volume II provide ADM for each charter school.

ARIZONA DEPARTMENT OF EDUCATION

Financial Services State Funds	16
Financial Services Federal – Grants In Aid	20
Annual Financial Report of the County School Superintendents	26
Food Service Program Information	30
Definitions for Per Pupil Expenditure Amounts	42
Current Expenditures by Type of District and School	47
Current Expenditures for Districts	I-1
Current Expenditure for Charter Schools	II-1
Expenditures by Fund for Districts	III-1
Expenditures by Project for Charter Schools	IV-1

**FINANCIAL SERVICES
STATE FUNDS
STATEMENT OF REVENUES AND EXPENDITURES
JULY 1, 2005 TO JUNE 30, 2006**

	State Appropriations and Proposition 301 Funds	Carryover Amount	Current Year's Appropriation & Refunds	Total Available	Personnel Services	Employee Related
OFFICE OF THE SUPERINTENDENT						
1	State Board of Education		278,284	278,284	104,371	25,735
2	Certification Investigations		354,335	354,335	177,795	54,424
3	General Services Administration		8,482,990	8,482,990	4,690,521	1,259,221
4	Achievement Testing		6,231,800	6,231,800	71,572	24,445
5	Special Education Audit		301,354	301,354	100,131	30,117
6	English Learner Administration	265,605	337,415	603,020	236,090	58,681
7	Teacher Certification Fund		1,458,159	1,458,159	705,014	223,666
8	TOTAL OFFICE OF THE SUPERINTENDENT	265,605	17,444,337	17,709,942	6,085,495	1,676,289
ASSISTANCE TO SCHOOLS Statutory Formula Programs						
9	Basic State Aid		2,923,264,400	2,923,264,400		
10	Additional State Aid		294,126,200	294,126,200		
11	Assistance to Schools-Children of State Employee		99,500	99,500		
12	Certificate of Educational Convenience		852,000	852,000		
13	Special Education Fund	4,999,976	33,130,500	38,130,476	39,446	13,287
14	TOTAL STATUTORY FORMULA PROGRAMS	4,999,976	3,251,472,600	3,256,472,576	39,446	13,287
Non Formula Programs						
15	Adult Education		4,454,786	4,454,786	186,418	48,170
16	Aims Intervention - Dropout Prevention		5,550,000	5,550,000		
17	Arizona Teacher Evaluation Program		205,706	205,706	79,707	23,189
18	Chemical Abuse		809,146	809,146	100,793	29,686
19	English Learner Classroom	1,670,041		1,670,041		
20	English Learner Instruction	1,047,931		1,047,931		
21	English Learner Materials & Supplies	503,566		503,566		
22	English Learner Pilot Program	13,510		13,510		
23	English Learner-Teacher Reimbursement	13,500,000		13,500,000		
24	Extended School Year		500,000	500,000		
25	Family Literacy Program		1,005,782	1,005,782	8,195	5,616
26	Gifted Support		1,311,075	1,311,075	79,400	20,367
27	Parental Choice for Reading Success		1,000,000	1,000,000		
28	Research Based Systematic Phonics	3,042		3,042		
29	Residential Placement		10,000	10,000		
30	Safe Schools Program	2,443,953	6,712,429	9,156,382	109,105	30,868
	Schools Accountability GF		38,400	38,400		35,212
31	School Report Cards		449,400	449,400	169,888	41,442
32	Small Pass-Through Programs					
33	Academic Contest Fund		50,000	50,000		
34	Academic Decathlon		82,400	82,400		
35	Arizona Geographic Alliance		50,000	50,000		
36	Arizona Humanities Council		40,000	40,000		
37	Arizona Principals' Academy		25,200	25,200		
38	Arizona School Svc thru Educational Tech-ASSET		234,000	234,000		
39	Economic Academic Council		50,000	50,000		
40	Project Citizen		50,000	50,000		
41	State Block Grant for Early Childhood		19,428,873	19,428,873	193,933	52,715
42	State Bock Grant for Vocational Education		11,287,266	11,287,266	1,192,945	334,459
43	Vocational Education Extended Year		600,000	600,000		
44	TOTAL NON FORMULA PROGRAMS	19,182,042	53,944,463	73,126,505	2,120,385	621,722
45	Permanent State Common School Fund		50,295,000	50,295,000		
46	Full Day Kindergarten	2,340,508	38,050,000	40,390,508	43,107	13,070
47	Instructional Improvement Fund	35,425	42,727,027	42,762,452		

**FINANCIAL SERVICES
STATE FUNDS
STATEMENT OF REVENUES AND EXPENDITURES
JULY 1, 2005 TO JUNE 30, 2006**

Professional and Outside Services	Travel In State	Travel Out State	Other Operating Expenses	Capital Equip. & Software	Assistance to Educational Institutions	Total Expenditures	Year-End Balance	Carry Forward
51,000	4,368	2,094	63,878			251,447	26,837	
30,440	792		31,575			295,026	59,309	
521,509	38,624	1,299	1,960,465			8,471,639	11,351	
6,124,581	536		10,666			6,231,800		
93,740	1,175		23,327			248,489	52,865	
142,196	6,032	137	50,563			493,699		109,321
236,843	8,580		255,621			1,429,724	28,435	
7,200,309	60,108	3,530	2,396,094			17,421,825	178,796	109,321
					2,917,992,933	2,917,992,933	5,271,467	
					294,126,200	294,126,200		
					87,445	87,445	12,055	
					533,465	533,465	318,535	
	3,716		2,926		30,010,081	30,069,455		8,061,021
	3,716		2,926		3,242,750,124	3,242,809,498	5,602,057	8,061,021
130,479	4,900		85,399		3,999,420	4,454,786		
25,850					5,332,994	5,358,844	191,156	
3,402	467	1,012	95,344			203,121	2,585	
	613		56,809		602,389	790,289	18,857	
					1,334,394	1,334,394		335,647
					41,070	41,070		1,006,861
					56,341	56,341		447,226
					1,654	1,654		11,856
163,938					3,485,499	3,649,436		9,850,564
					500,000	500,000		
5,821		280	34,592		951,278	1,005,782		
2,550	4,403		10,899		1,165,964	1,283,584	27,492	
					965,050	965,050	34,950	
								3,042
					2,640	2,640	7,360	
20,334	2,396		27,641		7,201,147	7,391,492		1,764,889
			3,188			38,400		
2,495	186		224,747			438,757	10,643	
					50,000	50,000		
					82,400	82,400		
					50,000	50,000		
					40,000	40,000		
					25,200	25,200		
					234,000	234,000		
					50,000	50,000		
					50,000	50,000		
11,385	2,580	280	115,803		19,052,145	19,428,841	32	
5,046	79,043	2,175	422,295		9,251,300	11,287,263	3	
					356,148	356,148	243,852	
371,300	94,588	3,748	1,076,717		54,881,032	59,169,491	536,930	13,420,084
					50,295,000	50,295,000		
513	3,233	700	10,933		40,240,501	40,312,058		78,450
					42,675,833	42,675,833		86,619

**FINANCIAL SERVICES
STATE FUNDS
STATEMENT OF REVENUES AND EXPENDITURES
JULY 1, 2005 TO JUNE 30, 2006**

	State Appropriations and Proposition 301 Funds	Carryover Amount	Current Year's Appropriation & Refunds	Total Available	Personnel Services	Employee Related
	Proposition 301					
1	Achievement Testing	2,340,300	2,340,300	4,680,600		
2	Additional School Days	3,542,796	86,280,500	89,823,296		
3	Character Education	129,000	200,000	329,000		
4	Classroom Site Fund	40,438,979	362,135,678	402,574,657		
5	Failing School Tutoring Fund	5,613,325	1,500,000	7,113,325		
6	School Accountability	6,356,880	4,659,700	11,016,580	1,378,246	250,880
7	School Safety	1,056,929	7,800,000	8,856,929	43,361	7,326
8	TOTAL PROPOSITION 301	59,478,209	464,916,178	524,394,387	1,421,608	258,205
9	TOTAL STATE FUNDS	86,301,766	3,918,849,605	4,005,151,371	9,710,040	2,582,573

**FINANCIAL SERVICES
STATE FUNDS
STATEMENT OF REVENUES AND EXPENDITURES
JULY 1, 2005 TO JUNE 30, 2006**

Professional and Outside Services	Travel In State	Travel Out State	Other Operating Expenses	Capital Equip. & Software	Assistance to Educational Institutions	Total Expenditures	Year-End Balance	Carry Forward
2,769,692						2,769,692		1,910,908
					82,633,254	82,633,254		7,190,042
								329,000
					362,962,024	362,962,024		39,612,633
831,481			24		51,010	882,515		6,230,809
1,479,839	89,447	8,371	321,310		476,959	4,005,052		7,011,528
39,166	67		18,999		8,384,155	8,493,074		363,855
5,120,177	89,515	8,371	340,334		454,507,402	461,745,612		62,648,775
12,692,299	251,159	16,349	3,827,004		3,885,349,892	3,914,429,317	6,317,783	84,404,271

1
2
3
4
5
6
7
8
9

**FINANCIAL SERVICES
FEDERAL - GRANTS IN AID
STATEMENT OF GRANTS AND EXPENDITURES
JULY 1, 2005 - JUNE 30, 2006**

	FEDERAL FUNDS	CFDA #	Beginning Balance	Grants & Projects Awarded	Refunds & Misc. Revenue	Total Available	Personal Services
NO CHILD LEFT BEHIND							
TITLE 1 - IMPROVING THE ACADEMIC ACHIEVEMENT OF THE DISADVANTAGED							
1	Improving Basic Programs (I-A)	84.010	99,775,175	248,947,463	176,176	348,898,814	1,715,242
2	Reading First (I-B-2)	84.357	24,345,400	24,354,166	29,664	48,729,231	827,950
3	Goodling Even Start Family Literacy (I-B-3)	84.213	886,994	3,913,372	2,000	4,802,366	71,397
4	Education of Migratory Children (I-C)	84.011	5,526,741	6,557,072	106,510	12,190,323	167,340
5	Migrant Education Even-Start (I-C)	84.214	323,508	358,081	5,631	687,220	36,030
6	Prev & Intrvn for Neg/Delinq/At-Risk Youth (I-D)	84.013	808,023	1,550,292		2,358,315	9,474
7	Comprehensive School Reform (I-F)	84.332	5,809,752	3,667,239	752	9,477,743	91,535
8	Advanced Placement Test Fee Prog (I-G)	84.330	45,438	101,925		147,363	
9	Advanced Placement Incentive Prog (I-G)	84.330		667,631		667,631	77,396
10	School Dropout Prevention Prog (I-H)	84.360		1,865,900		1,865,900	
11	TOTAL TITLE I		137,521,031	291,983,141	320,733	429,824,906	2,996,364
TITLE II - PREPARING & TRAINING HIGH QUALITY TEACHERS & PRINCIPALS							
12	Improving Teacher Quality (II-A)	84.367	26,250,597	47,187,256	208,110	73,645,963	524,770
13	Improving Teacher Quality-Prtnrship Grants (II-A)	84.367	1,732,484	1,257,739		2,990,223	
14	Math & Science Partnerships (II-B)	84.366	3,123,726	3,920,458		7,044,184	62,045
15	Troops-to-Teachers (II-C-1-A)	84.815	152,636	100,000		252,636	75,529
16	Transition to Teaching (II-C-1-B)	84.350	503,083	369,690		872,773	72,448
17	Enhancing Eductn through Technology (II-D-1)	84.318	3,610,180	9,256,875	9,013	12,876,067	293,922
18	TOTAL TITLE II		35,372,706	62,092,018	217,123	97,681,846	1,028,714
TITLE III - LANGUAGE INSTRUCTION FOR LIMITED ENGLISH PROFICIENT & IMMIGRANT STUDENTS							
19	English Language Acquisition (III-A)	84.365	12,464,808	16,053,667	205	28,518,680	295,525
TITLE IV - 21st CENTURY SCHOOLS							
20	Safe & Drug Free Schools & Communities (IV-A-1)	84.186	3,849,023	5,648,835	8,676	9,506,534	180,612
21	Community Svc for Expld /Susp Stdents (IV-A-2)	84.184	336,537		99	336,636	
22	Data Infrastructure Project (IV-A-2)	84.184		487,496		487,496	
23	21st Century Community Learning Ctrs (IV-B)	84.287	10,555,168	17,928,118	65,892	28,549,178	361,359
24	TOTAL TITLE IV		14,740,727	24,064,449	74,666	38,879,843	541,971
TITLE V - PROMOTING INFORMED PARENTAL CHOICE & INNOVATIVE PROGRAMS							
25	Innovation Education ProgramS (V-A)	84.298	3,574,892	3,891,972	2,813	7,469,677	191,084
26	TOTAL TITLE V		3,574,892	3,891,972	2,813	7,469,677	191,084
TITLE VI- FLEXIBILITY & ACCOUNTABILITY							
27	Grants for State Assessments (VI-A-1)	84.369	6,457,273	7,878,420		14,335,693	447,913
28	Rural Educ Initv: Rural & Low-Incme Schls (VI-B-2)	84.358	485,416	959,147	81	1,444,644	29,011
29	TOTAL TITLE VI		6,942,690	8,837,567	81	15,780,338	476,924
TITLE X - PART C- MCKINNEY HOMELESS EDUCATION							
30	Homeless Children & Youth	84.196	858,688	1,215,871	6,714	2,081,273	63,315

**FINANCIAL SERVICES
FEDERAL - GRANTS IN AID
STATEMENT OF GRANTS AND EXPENDITURES
JULY 1, 2005 - JUNE 30, 2006**

Employee Related	Professional & Outside Services	Travel In State	Travel Out of State	Other Operating Expenses	Capital Equip. & Software	Assistance Ed. Insts. & Individuals	Total Expenditures	Reverted Funds	Account Balance	
481,144	136,828	61,606	50,940	738,009		248,311,376	251,495,146		97,403,668	1
230,318	376,159	26,673	34,008	686,461		19,791,981	21,973,549		26,755,682	2
20,220	112,600	2,279	3,129	52,093		3,486,470	3,748,187		1,054,178	3
48,601	2,517	6,001	10,700	149,399		5,662,999	6,047,557		6,142,766	4
13,169	11,538	893	2,525	17,009		291,628	372,791		314,429	5
2,686	278	275	255	3,364		1,466,433	1,482,764		875,551	6
26,079	10,741	2,662	2,484	51,310		5,578,163	5,762,974	214,425	3,500,344	7
						91,221	91,221		56,142	8
19,939	8,275	3,939	1,067	34,135		62,643	207,394		460,237	9
			6,207				6,207		1,859,693	10
842,156	658,935	104,328	111,315	1,731,779	0	284,742,915	291,187,791	214,425	138,422,691	11
148,169	23,233	18,276	14,520	179,911		49,254,569	50,163,448		23,482,515	12
						265,852	265,852	263,950	2,460,421	13
17,087	5,570	116	3,968	25,836		2,363,913	2,478,534		4,565,650	14
21,984	352	996	6,836	22,401			128,098		124,538	15
22,553	91,976	1,222	4,970	50,953		53,268	297,390		575,383	16
65,518	176,580	5,096	6,033	118,565		8,620,974	9,286,688		3,589,379	17
275,311	297,712	25,705	36,327	397,666	0	60,558,577	62,620,011	263,950	34,797,886	18
83,516	19,676	13,020	7,851	111,895		16,414,487	16,945,971		11,572,710	19
47,638	99,994	3,247	3,444	71,676		5,620,298	6,026,908		3,479,625	20
	178,525					158,111	336,636		0	21
				2,172			2,172		485,324	22
94,515	80,380	8,734	12,163	179,189		14,330,975	15,067,314		13,481,864	23
142,153	358,898	11,981	15,606	253,036	0	20,109,384	21,433,029	0	17,446,813	24
52,854	80,519	4,882	6,567	125,883		3,871,370	4,333,158		3,136,519	25
52,854	80,519	4,882	6,567	125,883	0	3,871,370	4,333,158		3,136,519	26
118,623	2,065,245	2,377	5,051	194,036			2,833,245		11,502,448	27
8,206	844	840	779	10,530		662,881	713,090		731,554	28
126,829	2,066,088	3,218	5,830	204,566	0	662,881	3,546,335	0	12,234,002	29
21,985	1,134	2,528	2,839	42,886		973,159	1,107,846	0	973,427	30

**FINANCIAL SERVICES
FEDERAL - GRANTS IN AID
STATEMENT OF GRANTS AND EXPENDITURES
JULY 1, 2005 - JUNE 30, 2006**

	FEDERAL FUNDS	CFDA #	Beginning Balance	Grants & Projects Awarded	Refunds & Misc. Revenue	Total Available	Personal Services
VOCATIONAL & ADULT EDUCATION							
1	Adult Education	84.002	2,640,948	9,659,000	4,354	12,304,302	609,117
2	Career Resource Network	84.346	28,688	131,514		160,202	
3	Learn & Serve America	94.004	191,606	357,794	8,343	557,743	
4	Trade Adjustment Act	17.245	1,511,001	2,592,207		4,103,208	152,287
5	Vocational Education Basic Grant	84.048	11,007,115	24,336,634	221,612	35,565,361	856,677
6	Vocational Education Tech-Prep Education	84.243	1,409,128	2,142,952	33,770	3,585,849	
7	Workforce Investment Act	17.255	74,267	231,015		305,282	104,563
8	Youth Farm Loan		389,600	14,437		404,037	
9	TOTAL VOCATIONAL & ADULT EDUCATION		17,252,352	39,465,553	268,079	56,985,984	1,722,644
SPECIAL EDUCATION AND REHABILITATION SERVICES							
10	IDEA-Children With Disabilities	84.027	41,677,529	162,563,312	103,201	204,344,042	3,168,610
11	IDEA-General Supervision Enhancement Grant	84.326	4,919			4,919	
12	Navajo Preschool Special Education	84.173	66,207	258,000	4,295	328,502	
13	Preschool Grant	84.173	2,470,007	5,447,283	912	7,918,203	292,838
14	Special Education-Program Improvement	84.323	541,794	1,597,404		2,139,198	251,236
15	TOTAL SPECIAL EDUCATION		44,760,456	169,865,999	108,408	214,734,863	3,712,683
CHILD AND ADULT NUTRITION							
16	State Administration	10.560		3,674,395		3,674,395	1,616,623
17	Child and Adult Care Food Program	10.558		44,645,372		44,645,372	
18	CCFP-Agency Audits	10.558		419,897		419,897	85,389
19	School Breakfast	10.553		41,422,401		41,422,401	
20	School Lunch Program	10.555		164,492,076		164,492,076	
21	Special Milk	10.556		127,551		127,551	
22	Summer Food Program	10.559		1,028,962	5,961	1,034,923	19,466
23	Team Nutrition Programs	10.574		108,969	4,556	113,526	45,629
24	Fresh Fruits & Vegetables	10.582		119,719	-20,481	99,239	
25	Food Distribution	10.550	138,018	106,787		244,805	85,698
26	TOTAL CHILD NUTRITION		138,018	256,146,130	-9,964	256,274,185	1,852,804
OTHER FEDERAL FUNDS							
27	AZTEP Teacher Quality Enhancement	84.336	1,434,611			1,434,611	
28	Byrd Scholarship Program	84.185	47,729	810,000		857,729	
29	CCSSO- School Improvement	99.995	15,000			15,000	
	Hurricane Relief Act	84.938		1,769,550		1,769,550	
30	Indian Education-Johnson - O'Malley Program	15.130	350,257	458,518	147	808,922	-2,004
31	Johnson O'Malley-Special Budget	15.130	20,415			20,415	
32	National Center for Education Statistics	84.995	203,877	153,613		357,490	60,074
33	Refugee School Impact	93.576	419,968	400,000	654	820,621	10,869
34	Schl Health Prog to Prev Serious Health Problem	93.938	298,060	227,009		525,069	67,062
35	Westat Program Improvement Grant	84.329	231			231	
36	Western Interstate Comm for Higher Educ (WICH)	84.330	53,706	3,650		57,356	
37	TOTAL OTHER FEDERAL FUNDS		2,843,854	3,822,340	801	6,666,995	136,001
38	GRAND TOTAL FEDERAL FUNDS		276,470,222	877,438,707	989,660	1,154,898,590	13,018,027

**FINANCIAL SERVICES
FEDERAL - GRANTS IN AID
STATEMENT OF GRANTS AND EXPENDITURES
JULY 1, 2005 - JUNE 30, 2006**

Employee Related	Professional & Outside Services	Travel In State	Travel Out of State	Other Operating Expenses	Capital Equip. & Software	Assistance Ed. Insts. & Individuals	Total Expenditures	Reverted Funds	Account Balance	
189,479	285,757	37,149	12,018	590,700		7,962,781	9,687,001		2,617,300	1
	97,366		4,872	21,823		6,364	130,425		29,778	2
	28,167	2,520	2,877	22,186		367,327	423,078	21,214	113,451	3
56,931	1,203	616		56,710		1,547,281	1,815,028		2,288,179	4
241,644	249,858	65,496	41,340	530,479		21,333,122	23,318,615		12,246,747	5
	1,118					2,351,399	2,352,517		1,233,332	6
33,140	9,109	361	1,875	138,821			287,869		17,414	7
						15,000	15,000		389,037	8
521,194	672,579	106,142	62,982	1,360,719	0	33,583,273	38,029,533	21,214	18,935,237	9
977,561	2,145,534	226,374	35,210	2,172,743		149,222,575	157,948,607		46,395,435	10
	-5,992			10,911			4,919		0	11
						166,208	166,208		162,294	12
86,451	39,712	5,737	10,963	195,961		5,248,056	5,879,717		2,038,485	13
84,185	36,271	16,559	896	79,097		648,177	1,116,420		1,022,778	14
1,148,196	2,215,525	248,670	47,069	2,458,711	0	155,285,016	165,115,871	0	49,618,992	15
466,504	87,644	56,575	38,275	1,357,341		50,884	3,673,846		549	16
						44,645,372	44,645,372		0	17
24,759	205,509	10,464	1,322	92,455			419,897		0	18
						41,422,401	41,422,401		0	19
						164,492,065	164,492,065		10	20
						127,551	127,551		0	21
5,480	1,211	618		3,960		1,004,189	1,034,923		0	22
12,598	13,686	2,225	879	11,429		22,524	108,969		4,556	23
						99,239	99,239		0	24
21,765	415	766	9,491	23,857		-9,717	132,276		112,529	25
531,106	308,465	70,648	49,966	1,489,043	0	251,854,508	256,156,540	0	117,645	26
		392		17,670		1,153,065	1,171,127		263,484	27
						840,840	840,840		16,890	28
							0		15,000	29
						1,211,018	1,211,018		558,533	30
-375		194		2,393		422,546	422,754		386,168	31
							0		20,415	32
18,540	11,829	513	18,237	51,588			160,781		196,709	33
5,169	3,662	1,730	1,942	13,590		240,407	277,369		543,252	34
13,032	63,874	256	1,198	28,563			173,985	154,586	196,498	35
							0		231	36
							0		57,356	37
36,366	79,365	3,086	21,377	113,804	0	3,867,875	4,257,873	154,586	2,254,536	38
3,781,666	6,758,895	594,208	367,728	8,289,989	0	831,923,445	864,733,957	654,174	289,510,458	38

**FINANCIAL SERVICES
FEDERAL - GRANTS IN AID
STATEMENT OF GRANTS AND EXPENDITURES
JULY 1, 2005 - JUNE 30, 2006**

	OTHER FUNDS	CFDA #	Beginning Balance	Grant Awarded	Refunds & Misc. Revenue	Total Available	Personnel Services
1	Assistance for Education		117,140	37,991		155,131	
2	Attorney General Settlement		172,751	3,600		176,351	
3	Close-Up Foundation		279			279	
4	Conferences & Workshops		783,939	1,926,857		2,710,796	
5	Copier Fund		93,860	223,120		316,979	
6	Desktop Software & Network Maintenance		205,893	548,155		754,048	
7	Employee Recognition		6,054	5,133		11,187	
8	Estes Co-Contribution & Support of Education		330			330	
9	Gov's Character Education Initiative		67,001			67,001	
10	Gov's Schl Based Parenting Program		1,045,312	-120,577	28,812	953,547	20,970
11	History Teacher of the Year			1,000		1,000	
12	Indirect Cost Allocation		92,370	3,852,277		3,944,647	1,838,344
13	Milken Foundation		9,480			9,480	
14	Oregon Teaching Research		24,895			24,895	19,606
15	Postage & Delivery		119,027	240,502		359,528	
16	Print Shop		968,184	1,285,490		2,253,673	313,408
17	Publications Revolving Fund		43,821	34,378		78,200	
18	Robert H. Sekvens Trust Fund			338,404		338,404	
19	Special Education Voucher Evaluation		16,913	17,068		33,981	
20	Steps to a Healthier Arizona			139,549		139,549	34,565
21	Stock Purchase		68,993	32,902		101,895	
22	Tobacco Education		206,000			206,000	
23	U.S. Senate Youth Program		2,370	1,000		3,370	
24	Wallace Grant		1,187,673	634,961		1,822,634	176,462
25	Westat Research Grant		231			231	
26	TOTAL OTHER FUNDS		5,232,516	9,201,809	28,812	14,463,137	2,403,354

**FINANCIAL SERVICES
FEDERAL - GRANTS IN AID
STATEMENT OF GRANTS AND EXPENDITURES
JULY 1, 2005 - JUNE 30, 2006**

Employee Related	Professional & Outside Services	Travel In State	Travel Out of State	Other Operating Expenses	Capital Equip. & Software	Assistance Ed. Insts. & Individuals	Total Expenditures	Reverted Funds	Fund Balance	
							0		155,131	1
							0		176,351	2
							0		279	3
	84,237	252	66	1,786,459			1,871,014		839,781	4
	245			46,739	122,147		169,130		147,850	5
	9,878			295,821			305,699		448,349	6
				944			944		10,243	7
				163			163		167	8
	18,000			49,001			67,001		0	9
5,246		29		2,058		136,228	164,531		789,016	10
							0		1,000	11
626,231	-103	14,537	5,178	416,265		-256,339	2,644,113		1,300,535	12
							0		9,480	13
5,289							24,895		0	14
				244,896			244,896		114,632	15
99,384	30,692	42	1,244	667,273			1,112,043		1,141,631	16
				8,934			8,934		69,266	17
							0		338,404	18
							0		33,981	19
5,851	63,000	2,775	371	13,931		13,958	134,451		5,098	20
				38,895			38,895		63,000	21
	206,000						206,000		0	22
				2,011			2,011		1,359	23
27,206	226,007	6,729	19,948	235,934		360,000	1,052,285		770,349	24
							0		231	25
769,208	637,954	24,364	26,807	3,809,324	122,147	253,847	8,047,005	0	6,416,132	26

ANNUAL FINANCIAL REPORT OF THE COUNTY SCHOOL SUPERINTENDENTS

I. COUNTY SCHOOL OFFICE ADMINISTRATION	APACHE	COCHISE	COCONINO
A. County Funds Appropriated	331,368.00	357,703.00	433,763.00
Expenditures:			
Salaries and Benefits	304,405.40	307,870.17	342,310.04
Supplies and Expenses	15,719.93	36,479.02	64,099.96
Capital Outlay			
Total Expenditures from County Funds for Admin	320,125.33	344,349.19	406,410.00
Balance of County Funds Reverted June 30, 2006	11,242.67	13,353.81	27,353.00
 B. Indirect Cost			
County School Office Admin Bal Fwd July 1, 2005	115,892.41		43,913.55
Federal Receipts for County Office Admin	112,992.90		22,355.93
Total Funds Available for Indirect Cost	228,885.31	0.00	66,269.48
Expenditures:			
Salaries and Benefits			906.29
Supplies and Expenses	76,300.06		36,890.45
Capital Outlay	44,624.81		5,103.46
Total Expenditures from Indirect Cost	120,924.87	0.00	42,900.20
Balance at June 30, 2006	107,960.44	0.00	23,369.28
 II. COUNTY SCHOOL FUND			
Balance Forward July 1, 2005		69,164.34	
Receipts (ARS 15-1000)		8,693.00	
Forest Reserve Funds		48,831.54	30,000.00
Other (Specify)		2,639.23	
Transfers from Special County Reserve Fund		0.00	
Total Available	0.00	129,328.11	30,000.00
Total Expenditures		23,844.22	30,000.00
Transfers Out		25,000.00	
Total Expenditures and Transfers Out	0.00	48,844.22	30,000.00
Balance at June 30, 2006	0.00	80,483.89	0.00
 III. SPEC COUNTY SCHOOL RESERVE FUND OPER			
Balance Forward July 1, 2005		70,268.48	30,072.74
Appropriation by Board of Supervisors (ARS 15-1001)		0.00	
State Aid for Transportation		0.00	
District Service Program Fund (ARS 15-365.A)*		5,763.02	
Small District Service Program Fund (ARS 15-365)		143,960.37	63,082.05
Transfers In			
Other (Specify)			
Total Available	0.00	219,991.87	93,154.79
Expenditures from:			
Pupil Transportation (ARS 15-1002)		0.00	
\$10 / Month per Pupil Payments (ARS 15-826)			
Supp Paymnt: Maint 1 & 2 Room School Dist			
Small School Service Pgm (ARS 15-1002.A.7)		130,060.61	71,031.71
Other (Specify)			
Total Expenditures	0.00	130,060.61	71,031.71
Tsfrs to Accom Schools from Spec. Receipts			
Transfers to County School Fund			
Total Expenditures and Transfers	0.00	130,060.61	71,031.71
Balance at June 30, 2006	0.00	89,931.26	22,123.08

ANNUAL FINANCIAL REPORT OF THE COUNTY SCHOOL SUPERINTENDENTS

GILA	GRAHAM	GREENLEE	MARICOPA	MOHAVE
331,789.00	175,116.00	168,041.00	2,205,493.00	316,538.00
268,642.27	157,364.71	159,182.00	1,828,485.00	222,648.00
61,447.52	12,035.42	6,693.00	153,429.00	30,828.00
30,502.85				0.00
360,587.64	169,400.13	165,875.00	1,981,914.00	253,476.00
-28,798.64	5,715.87	2,166.00	223,579.00	-30,828.00
				12,354.00
99,236.80	51,068.57	3,961.00	209,664.00	
37,751.68	7,876.82	21,690.00	274,361.00	
136,988.48	58,945.39	25,651.00	484,025.00	0.00
662.16	0.00	0.00		
	7,146.60	17,514.00		9,527.00
		0.00		
662.16	7,146.60	17,514.00	0.00	9,527.00
136,326.32	51,798.79	8,137.00	484,025.00	2,824.00
	38,626.58	0.00	377.00	18,005.00
0.00				
310,176.92	39,515.00			
	12,119.36		0.00	
310,176.92	90,260.94	0.00	377.00	18,005.00
	30,004.69			18,000.00
310,176.92	30,004.69	0.00	0.00	18,000.00
0.00	60,256.25	0.00	377.00	5.00
15,000.00	324,142.19	164.00	847,857.00	
		500.00		
			448,343.00	
	252,375.17			
	63,186.60		6,546.00	
	139,989.66			
15,000.00	779,693.62	664.00	1,302,746.00	0.00
		495.00	755,662.00	
300.00				
	104,563.96			
	398,386.77			
300.00	502,950.73	495.00	755,662.00	0.00
14,700.00				
15,000.00	502,950.73	495.00	755,662.00	0.00
0.00	276,742.89	169.00	547,084.00	2,829.00

ANNUAL FINANCIAL REPORT OF THE COUNTY SCHOOL SUPERINTENDENTS

I. COUNTY SCHOOL OFFICE ADMINISTRATION	NAVAJO	PIMA	PINAL
A. County Funds Appropriated	281,768.00	1,273,130.00	663,230.00
Expenditures:			
Salaries and Benefits	259,366.33	859,538.85	521,840.42
Supplies and Expenses	15,618.70	341,940.11	140,532.33
Capital Outlay	0.00	17,588.93	0.00
Total Expenditures from County Funds for Admin	274,985.03	1,219,067.89	662,372.75
Balance of County Funds Reverted June 30, 2006	6,782.97	54,062.11	857.25
 B. Indirect Cost			
County School Office Admin Bal Fwd July 1, 2005	70,727.24	201,251.84	103,578.32
Federal Receipts for County Office Admin	59,651.70	137,626.78	91,318.17
Total Funds Available for Indirect Cost	130,378.94	338,878.62	194,896.49
Expenditures:			
Salaries and Benefits	1,543.00	43,065.26	0.00
Supplies and Expenses	30,512.09	13,586.24	84,420.31
Capital Outlay	27,342.25	5,343.93	34,997.77
Total Expenditures from Indirect Cost	59,397.34	61,995.43	119,418.08
Balance at June 30, 2006	70,981.60	276,883.19	75,478.41
 II. COUNTY SCHOOL FUND			
Balance Forward July 1, 2005	105,214.13		196,725.44
Receipts (ARS 15-1000)	110,206.18		0.00
Forest Reserve Funds	0.00		3,572.59
Other (Specify)	4,489.44		137,453.67
Transfers from Special County Reserve Fund	0.00		358,432.51
Total Available	219,909.75	0.00	46,139.19
Total Expenditures	36,872.77		0.00
Transfers Out	0.00		46,139.19
Total Expenditures and Transfers Out	36,872.77	0.00	312,293.32
Balance at June 30, 2006	183,036.98	0.00	
 III. SPEC COUNTY SCHOOL RESERVE FUND OPER			
Balance Forward July 1, 2005	163,646.85	161,845.73	614,381.00
Appropriation by Board of Supervisors (ARS 15-1001)	0.00	0.00	287,453.67
State Aid for Transportation	111,807.52	122,892.14	0.00
District Service Program Fund (ARS 15-365.A)*	0.00		1,351,594.18
Small District Service Program Fund (ARS 15-365)	52,102.24	93,299.94	109,656.75
Transfers In	0.00		0.00
Other (Specify)	4,250.26	1,491,019.36	339,428.27
Total Available	331,806.87	1,869,057.17	2,702,513.87
Expenditures from:			150,000.00
Pupil Transportation (ARS 15-1002)	125,014.83	141,017.04	1,218,022.18
\$10 / Month per Pupil Payments (ARS 15-826)	0.00		72,303.37
Supp Paymnt: Maint 1 & 2 Room School Dist	0.00		331,403.84
Small School Service Pgm (ARS 15-1002.A.7)	69,288.00	70,438.75	1,771,729.39
Other (Specify)	0.00	1,474,521.30	0.00
Total Expenditures	194,302.83	1,685,977.09	234,161.01
Tsfrs to Accom Schools from Spec. Receipts	0.00		2,005,890.40
Transfers to County School Fund	0.00		696,623.47
Total Expenditures and Transfers	194,302.83	1,685,977.09	
Balance at June 30, 2006	137,504.04	183,080.08	

ANNUAL FINANCIAL REPORT OF THE COUNTY SCHOOL SUPERINTENDENTS

SANTA CRUZ	YAVAPAI	YUMA	LA PAZ	TOTAL STATE
1,282,834.00	\$640,495	320,484.00	178,891.00	8,960,643.00
223,393.00	\$597,903	289,443.00	161,132.93	6,503,525.12
1,020,301.00	\$42,592	29,663.00	11,853.27	1,983,232.26
0.00	\$0		0.00	48,091.78
1,243,694.00	\$640,495	319,106.00	172,986.20	8,534,844.16
39,140.00	\$0	1,378.00	5,904.80	331,908.84
				12,354.00
-55,667.79	\$134,223	71,176.45	28,011.77	1,077,037.16
143,798.53	\$100,493	66,968.93	8,533.14	1,085,418.58
88,130.74	\$234,716	138,145.38	36,544.91	2,162,455.74
0.00	\$0	0.00		46,176.71
149,235.47	\$32,581	37,726.76	1,225.00	496,664.98
0.00	\$12,329	5,853.39	2,531.63	138,126.24
149,235.47	\$44,910	43,580.15	3,756.63	680,967.93
-61,104.73	\$189,806	94,565.23	32,788.28	1,493,838.81
				196,725.44
-24,240.33			8,143.22	235,970.75
0.00				118,899.18
59,691.57				491,787.62
472.30			256,698.81	413,872.81
0.00				358,432.51
35,923.54	\$0	0.00	264,842.03	1,144,962.48
35,751.24			230,902.40	405,375.32
13,330.97			5,270.69	89,740.85
49,082.21	\$0	0.00	236,173.09	1,071,447.22
-13,158.67	\$0	0.00	28,668.94	339,669.39
				614,381.00
				287,453.67
0.00	\$445,380	538,279.15	41,987.26	2,638,643.06
	\$0	0.00		1,352,094.18
	\$0	0.00		792,699.41
	\$0	611,807.37		869,945.56
	\$603,451	48,736.32	59,710.60	1,473,503.82
		0.00	5,226.43	2,707,740.30
	\$209,104	258,137.21		2,102,500.24
0.00	\$1,257,935	1,456,960.05	106,924.29	7,433,933.50
				150,000.00
	\$0	0.00		2,240,211.05
	\$0	0.00		72,603.37
	\$0	0.00		331,403.84
	\$482,217	554,174.36	39,886.82	3,293,390.83
	\$143,961	354,744.93		2,371,614.00
0.00	\$626,178	908,919.29	39,886.82	5,149,925.32
	\$0	0.00		2,020,590.40
	\$0	0.00		696,623.47
0.00	\$626,178	908,919.29	39,886.82	4,930,464.31
0.00	\$631,757	548,040.76	67,037.47	2,506,298.19

Food Service Program Information

MEALS SERVED

		Breakfasts	Lunches	Totals	Value of Donated Commodities	Food Services Expenditures Funds 001, 610 and 625
Apache County						
Districts						
010224000	Chinle Unified District	344,629	576,898	921,527	\$102,109	\$216,815
010306000	Concho Elementary District	12,803	23,183	35,986	\$0	\$8,831
010220000	Ganado Unified School District	107,950	270,080	378,030	\$0	\$37,804
010323000	Mcrary Elementary District	7,893	26,753	34,646	\$501	\$36,152
010227000	Red Mesa Unified District	82,829	156,841	239,670	\$12,341	\$69
010210000	Round Valley Unified District	45,878	129,031	174,909	\$19,492	\$21,161
010218000	Sanders Unified District	78,924	144,483	223,407	\$0	\$110,000
010201000	St Johns Unified District	30,131	107,672	137,803	\$10,331	\$1,999
010309000	Vernon Elementary District	3,455	0	3,455	\$0	\$4,563
010208000	Window Rock Unified District	95,691	267,199	362,890	\$0	\$233,478
	District Totals	810,183	1,702,140	2,512,323	\$144,774	\$670,872
Charters						
080208730	Kin Dah Lichii Olta, Inc.	842	1,314	2,156	\$0	\$0
080208745	Nazlini Community School, Inc.	15,279	21,979	37,258	\$0	\$21,484
	Charter Totals	16,121	23,293	39,414	\$0	\$21,484
	Apache County Totals	826,304	1,725,433	2,551,737	\$144,774	\$692,356

Food Service Program Information

MEALS SERVED

		Breakfasts	Lunches	Totals	Value of Donated Commodities	Food Services Expenditures Funds 001, 610 and 625
Cochise County						
Districts						
020453000	Ash Creek Elementary District	3,670	8,193	11,863	\$1,352	\$21,030
020209000	Benson Unified School District	12,674	76,045	88,719	\$13,775	\$38,649
020202000	Bisbee Unified District	40,364	76,659	117,023	\$14,774	\$50,316
020214000	Bowie Unified District	0	0	0	\$0	\$59,792
020326000	Cochise Elementary District	0	9,726	9,726	\$0	\$25,135
020227000	Douglas Unified District	187,441	479,737	667,178	\$618,539	\$28,500
020412000	Elfrida Elementary District	19,647	22,366	42,013	\$5,239	\$18,140
020100000	Fort Huachuca Accommodation District	0	102,581	102,581	\$0	\$8,920
020355000	McNeal Elementary District	6,083	5,811	11,894	\$972	\$32,861
020323000	Naco Elementary District	14,883	39,073	53,956	\$0	\$1,268
020349000	Palominas Elementary District	5,111	132,304	137,415	\$18,699	\$8,800
020422000	Pearce Elementary District	9,983	16,998	26,981	\$2,848	\$13,262
020364000	Pomerene Elementary District	0	16,938	16,938	\$2,778	\$48,009
020218000	San Simon Unified District	17,742	18,666	36,408	\$0	\$41,979
020268000	Sierra Vista Unified District	148,793	701,332	850,125	\$0	\$35,920
020221000	St David Unified District	0	45,012	45,012	\$0	\$18,500
020201000	Tombstone Unified District	29,808	101,007	130,815	\$22,817	\$6,998
020522000	Valley Union High School District	8,524	15,859	24,383	\$4,886	\$44,138
020213000	Willcox Unified District	559,820	170,502	730,322	\$0	\$11,548
	District Totals	1,064,543	2,038,809	3,103,352	\$706,679	\$513,764
Charters						
028750000	Cochise Private Industry Council	40,313	81,196	121,509	\$15,040	\$84,460
028751000	Omega Alpha Academy	30,725	75,829	106,554	\$0	\$87,426
	Charter Totals	71,038	157,025	228,063	\$15,040	\$171,886
	Cochise County Totals	1,135,581	2,195,834	3,331,415	\$721,719	\$685,650
Coconino County						
Districts						
030201000	Flagstaff Unified District	211,333	755,547	966,880	\$0	\$314,550
030204000	Grand Canyon Unified District	5,283	24,977	30,260	\$0	\$3,905
030310000	Maine Consolidated School District	2,209	11,131	13,340	\$0	\$36,809
030208000	Page Unified District	151,796	345,657	497,453	\$563	\$91,865
030215000	Tuba City Unified District	123,472	275,338	398,810	\$54,398	\$467,677
030202000	Williams Unified District	14,094	72,402	86,496	\$1,536	\$0
	District Totals	508,187	1,485,052	1,993,239	\$56,497	\$914,805
Charters						
038753000	Painted Desert Demonstration Projects, Inc.	4,599	10,027	14,626	\$290	\$9,859
038702000	PEAK School Inc., The	0	2,805	2,805	\$0	\$236
038754000	Tolchii' Koooh, Inc.	5,835	7,364	13,199	\$0	\$14,148
	Charter Totals	10,434	20,196	30,630	\$290	\$24,243
	Coconino County Totals	518,621	1,505,248	2,023,869	\$56,787	\$939,049

Food Service Program Information

MEALS SERVED

		Breakfasts	Lunches	Totals	Value of Donated Commodities	Food Services Expenditures Funds 001, 610 and 625
Gila County						
Districts						
040201000	Globe Unified District	76,654	206,938	283,592	\$0	\$130,160
040241000	Hayden-Winkelman Unified District	63,774	62,240	126,014	\$0	\$4,627
040240000	Miami Unified District	49,726	120,022	169,748	\$5,851	\$9,009
040210000	Payson Unified District	83,225	264,646	347,871	\$45,785	\$205,000
040312000	Pine Strawberry Elementary District	4,928	16,207	21,135	\$0	\$22,411
040220000	San Carlos Unified District	56,719	216,562	273,281	\$0	\$0
040333000	Tonto Basin Elementary District	8,864	13,898	22,762	\$270	\$32,003
040305000	Young Elementary District	3,070	4,848	7,918	\$1,105	\$6,486
	District Totals	346,960	905,361	1,252,321	\$53,011	\$409,696
Charters						
048701000	Destiny School, Inc.	17,325	32,841	50,166	\$0	\$11,062
	Charter Totals	17,325	32,841	50,166	\$0	\$11,062
	Gila County Totals	364,285	938,202	1,302,487	\$53,011	\$420,758
Graham County						
Districts						
050316000	Bonita Elementary District	0	0	0	\$0	\$28,508
050207000	Ft Thomas Unified District	81,138	81,914	163,052	\$21,590	\$98,402
050206000	Pima Unified District	31,371	92,656	124,027	\$0	\$81,351
050201000	Safford Unified District	78,176	312,010	390,186	\$67,351	\$593
050305000	Solomon Elementary District	17,042	31,498	48,540	\$0	\$24,791
050204000	Thatcher Unified District	8,290	102,319	110,609	\$0	\$143,221
	District Totals	216,017	620,397	836,414	\$88,941	\$376,866
Charters						
058703000	Discovery Plus Academy	2,523	11,659	14,182	\$2,642	\$22,331
	Charter Totals	2,523	11,659	14,182	\$2,642	\$22,331
	Graham County Totals	218,540	632,056	850,596	\$91,583	\$399,197
Greenlee County						
Districts						
060203000	Clifton Unified District	11,222	26,936	38,158	\$0	\$49,302
060202000	Duncan Unified District	0	43,952	43,952	\$7,882	\$29,483
060218000	Morenci Unified District	0	78,738	78,738	\$4,516	\$64,298
	District Totals	11,222	149,626	160,848	\$12,398	\$143,083
	Greenlee County Totals	11,222	149,626	160,848	\$12,398	\$143,083

Food Service Program Information

MEALS SERVED

		Breakfasts	Lunches	Totals	Value of Donated Commodities	Food Services Expenditures Funds 001, 610 and 625
La Paz County						
Districts						
150576000	Bicentennial Union High School District	10,795	19,170	29,965	\$33,587	\$28,106
150426000	Bouse Elementary District	6,733	8,715	15,448	\$0	\$28,584
150227000	Parker Unified School District	69,204	255,557	324,761	\$42,680	\$258,980
150404000	Quartzsite Elementary District	37,240	49,261	86,501	\$12,239	\$18,375
150430000	Salome Consolidated Elementary District	8,957	19,634	28,591	\$0	\$60,878
150419000	Wenden Elementary District	18,584	23,576	42,160	\$8,462	\$88,838
	District Totals	151,513	375,913	527,426	\$96,968	\$483,761
	La Paz County Totals	151,513	375,913	527,426	\$96,968	\$483,761

Food Service Program Information

MEALS SERVED

		Breakfasts	Lunches	Totals	Value of Donated Commodities	Food Services Expenditures Funds 001, 610 and 625
Maricopa County						
Districts						
070516000	Agua Fria Union High School District	33,851	156,273	190,124	\$2,565	\$21,087
070363000	Aguila Elementary District	27,503	33,331	60,834	\$3,645	\$5,134
070468000	Alhambra Elementary District	961,444	2,621,470	3,582,914	\$295,107	\$284,067
070447000	Arlington Elementary District	20,911	40,725	61,636	\$0	\$29,601
070444000	Avondale Elementary District	240,778	814,001	1,054,779	\$138,135	\$0
070431000	Balsz Elementary District	418,360	637,283	1,055,643	\$0	\$73,000
070433000	Buckeye Elementary District	86,710	359,046	445,756	\$33,286	\$115,732
070501000	Buckeye Union High School District	15,404	63,495	78,899	\$0	\$49,366
070483000	Cartwright Elementary District	667,806	3,038,511	3,706,317	\$324,563	\$487,871
070293000	Cave Creek Unified District	20,410	344,800	365,210	\$12,807	\$24,420
070280000	Chandler Unified District	400,546	2,148,993	2,549,539	\$264,691	\$573,186
070414000	Creighton Elementary District	668,671	1,368,853	2,037,524	\$108,414	\$97,258
070297000	Deer Valley Unified District	422,126	3,216,130	3,638,256	\$20,133	\$365,569
070289000	Dysart Unified District	309,891	2,257,651	2,567,542	\$220,182	\$132,240
070298000	Fountain Hills Unified District	9,598	133,891	143,489	\$24,016	\$8,799
070445000	Fowler Elementary District	351,358	660,679	1,012,037	\$110,548	\$37,000
070224000	Gila Bend Unified District	72,815	66,452	139,267	\$10,317	\$23,636
070241000	Gilbert Unified District	411,700	2,956,645	3,368,345	\$124,708	\$137,817
070440000	Glendale Elementary District	586,566	2,097,508	2,684,074	\$214,827	\$132,552
070505000	Glendale Union High School District	256,566	1,128,388	1,384,954	\$125,651	\$80,340
070260000	Higley Unified District	6,222	445,598	451,820	\$72,725	\$90,715
070405000	Isaac Elementary District	666,876	1,518,616	2,185,492	\$284,301	\$59,060
070428000	Kyrene Elementary District	144,066	1,600,444	1,744,510	\$224,281	\$152,446
070459000	Laveen Elementary District	8,578	365,614	374,192	\$0	\$44,538
070425000	Liberty Elementary District	40,676	368,563	409,239	\$3,200	\$25,200
070479000	Litchfield Elementary District	213,291	886,871	1,100,162	\$233,835	\$58,441
070465000	Littleton Elementary District	201,684	610,672	812,356	\$74,929	\$0
070438000	Madison Elementary District	300,471	685,961	986,432	\$99,384	\$48,053
070199000	Maricopa County Regional District	0	0	0	\$0	\$18,839
070204000	Mesa Unified District	1,930,318	8,127,825	10,058,143	\$493,398	\$793,695
070375000	Morristown Elementary District	4,874	18,854	23,728	\$0	\$49,537
070421000	Murphy Elementary District	232,557	453,111	685,668	\$84,931	\$103,354
070381000	Nadaburg Elementary District	32,849	109,396	142,245	\$129,317	\$11,921
070408000	Osborn Elementary District	316,557	622,497	939,054	\$95,998	\$90,161
070449000	Palo Verde Elementary District	27,535	69,942	97,477	\$14,922	\$198,310
070394000	Paloma Elementary District	3,545	4,225	7,770	\$1,483	\$0
070269000	Paradise Valley Unified District	859,256	2,397,405	3,256,661	\$133,703	\$152,723
070492000	Pendergast Elementary District	316,166	1,318,885	1,635,051	\$170,749	\$120,888
070211000	Peoria Unified School District	553,976	2,681,296	3,235,272	\$30,193	\$157,680
070401000	Phoenix Elementary District	587,201	1,369,664	1,956,865	\$74,015	\$0
070510000	Phoenix Union High School District	398,944	1,537,878	1,936,822	\$174,069	\$100,844
070295000	Queen Creek Unified District	7,567	51,385	58,952	\$0	\$34,261
070402000	Riverside Elementary District	41,514	95,442	136,956	\$0	\$923
070466000	Roosevelt Elementary District	762,393	1,987,598	2,749,991	\$209,008	\$38,534
070290000	Saddle Mountain Unified School District	33,227	118,581	151,808	\$18,359	\$14,974
070248000	Scottsdale Unified District	455,709	1,712,355	2,168,064	\$101,168	\$150,000
070371000	Sentinel Elementary District	4,930	10,333	15,263	\$1,220	\$50,096
070403000	Tempe School District	818,572	1,843,039	2,661,611	\$122,748	\$141,238

Food Service Program Information

MEALS SERVED

		Breakfasts	Lunches	Totals	Value of Donated Commodities	Food Services Expenditures Funds 001, 610 and 625
Maricopa County						
Districts						
070513000	Tempe Union High School District	2,841	80,465	83,306	\$1,559,258	\$70,110
070417000	Tolleson Elementary District	408,180	427,223	835,403	\$0	\$15,000
070514000	Tolleson Union High School District	126,440	510,127	636,567	\$0	\$31,724
070462000	Union Elementary District	97,365	173,325	270,690	\$9,829	\$12,964
070406000	Washington Elementary School District	2,181,068	3,891,266	6,072,334	\$262,909	\$266,442
070407000	Wilson Elementary District	118,173	290,480	408,653	\$29,622	\$19,311
	District Totals	17,886,635	60,529,061	78,415,696	\$6,743,148	\$5,800,658
Charters						
078604000	Academy Of Excellence, Inc.	8,038	14,931	22,969	\$0	\$1,075
078701000	Acclaim Charter School	0	36,058	36,058	\$0	\$118,802
078501000	Ahwatukee Foothills Prep, Inc.	0	0	0	\$0	\$8,401
078724000	Allen-Cochran Enterprises, Inc.	0	9,379	9,379	\$0	\$0
078989000	American Basic Schools LLC	0	74,023	74,023	\$0	\$15,968
078723000	Arizona Call-a-Teen Youth Resources, Inc.	3,011	9,566	12,577	\$0	\$12,750
078961000	Ascending Roots Scholastic & Athletic Premise	0	17,820	17,820	\$500	\$3,557
078731000	Back-to-Basics School	23,319	0	23,319	\$0	\$0
078988000	Ball Charter Schools (Dobson)	0	9,241	9,241	\$0	\$6,146
078972000	Bell Canyon Charter School, Inc	8,104	33,686	41,790	\$0	\$36,088
078746000	Bradley Academy of Excellence, Inc.	13,147	15,198	28,345	\$0	\$2,915
078909000	Carden Elementary School	0	25,805	25,805	\$0	\$1,961
078772000	Challenge School, Inc.	9,138	58,575	67,713	\$0	\$49,745
078916000	Choice Education and Development Corporation	0	7,318	7,318	\$0	\$8,979
078915000	Choice Education and Development Corporation	0	35,550	35,550	\$0	\$12,956
078917000	Choice Education and Development Corporation	0	13,839	13,839	\$0	\$55,035
078995000	Cholla Academy	0	11,974	11,974	\$0	\$24,599
078975000	Cortez Park Charter Middle School, Inc., dba Co	4,787	21,168	25,955	\$0	\$53,612
078509000	East Mesa Charter Elementary School, Inc.	5,464	36,475	41,939	\$0	\$15,317
078740000	Edkey, Inc. - Redwood Academy	1,313	7,365	8,678	\$0	\$4,695
078739000	Educational Administrative Services	0	4,260	4,260	\$0	\$307
078718000	El Dorado Public Charter High School	0	1,668	1,668	\$0	\$1,065
078664000	Employ-Ability Unlimited, Inc. dba Copper Cany	4,757	18,661	23,418	\$0	\$18,212
078610000	Enterprise Academy	9,417	12,127	21,544	\$0	\$873
078505000	Esperanza Community Collegial Academy	190	3,565	3,755	\$0	\$235
078901000	Excalibur Charter School Inc	0	46,609	46,609	\$0	\$11,978
078608000	Florence Crittenton Services of Arizona, Inc.	14,012	15,780	29,792	\$0	\$0
078611000	Friendly House, Inc.	22,779	38,108	60,887	\$4,501	\$41,830
078998000	Happy Valley School, Inc.	0	52,034	52,034	\$0	\$11,434
078751000	Integrity Education Corporation	5,311	8,828	14,139	\$0	\$636
078685000	Legacy Schools	0	36,922	36,922	\$0	\$36,250
078647000	Maricopa County Community College District on	0	13,304	13,304	\$0	\$3,513
078949000	Maya Public Charter High School	0	17,775	17,775	\$0	\$10,150
078613000	Mesa Arts Academy	13,816	35,282	49,098	\$0	\$2,628
078976000	Midtown Primary School	0	10,998	10,998	\$0	\$160
078904000	Mission Charter School, Inc.	0	7,321	7,321	\$0	\$316
078771000	New Horizon School for the Performing Arts	0	17,341	17,341	\$0	\$1,103
078930000	Noah Webster Basic School	0	78,294	78,294	\$0	\$69,333
078603000	OMEGA SCHOOLS d.b.a. Omega Academy, Inc	28,669	68,034	96,703	\$0	\$66,991

Food Service Program Information

MEALS SERVED

		Breakfasts	Lunches	Totals	Value of Donated Commodities	Food Services Expenditures Funds 001, 610 and 625
Maricopa County						
Charters						
078940000	Pan-American Elementary Charter	0	36,916	36,916	\$0	\$26,240
078912000	Paragon Management, Inc.	0	53,166	53,166	\$0	\$22,269
078621000	Partnership with Parents, Inc., dba Desert High	3,317	33,419	36,736	\$0	\$8,082
078792000	Pathfinder Charter School Foundation	23,663	72,967	96,630	\$0	\$81,371
078714000	Phoenix Advantage Charter School, Inc.	43,997	145,124	189,121	\$0	\$14,634
078670000	Precision Academy Systems, Inc	14,237	25,762	39,999	\$0	\$161,455
078508000	Rosefield Charter Elementary School, Inc.	3,304	26,758	30,062	\$0	\$12,609
078656000	Salt River Pima-Maricopa Community Schools	66,472	96,969	163,441	\$0	\$0
078734000	Scottsdale Horizons Charter School	2,061	17,155	19,216	\$0	\$17,256
078973000	Sierra Vista Charter School, Inc., dba Chancellor	7,627	45,820	53,447	\$0	\$47,304
078924000	Success School	0	10,979	10,979	\$0	\$8,933
078747000	Tertulia: A Learning Community	23,254	39,526	62,780	\$0	\$2,609
078935000	West Gilbert Charter Elementary School, Inc.	0	43,266	43,266	\$0	\$17,925
078974000	West Gilbert Charter Middle School, Inc., dba W	0	6,666	6,666	\$0	\$2,797
078933000	Youngtown Public Charter School	49,859	83,944	133,803	\$6,045	\$13,597
	Charter Totals	413,063	1,663,319	2,076,382	\$11,046	\$1,146,696
	Maricopa County Totals	18,299,698	62,192,380	80,492,078	\$6,754,193	\$6,947,354

Mohave County

Districts						
080415000	Bullhead City Elementary District	170,982	526,970	697,952	\$47,143	\$19,594
080214000	Colorado City Unified District	36,828	44,729	81,557	\$11,069	\$20,269
080502000	Colorado River Union High School District	18,031	130,092	148,123	\$19,726	\$11,939
080303000	Hackberry School District	5,878	7,629	13,507	\$2,999	\$30,097
080220000	Kingman Unified School District	166,296	607,531	773,827	\$84,601	\$41,383
080201000	Lake Havasu Unified District	190,269	682,357	872,626	\$0	\$43,000
080209000	Littlefield Unified District	31,356	72,969	104,325	\$3,568	\$1,886
080416000	Mohave Valley Elementary District	70,626	228,408	299,034	\$23,900	\$14,021
080306000	Owens-Whitney Elementary District	1,236	3,948	5,184	\$1,462	\$33,181
080208000	Peach Springs Unified District	19,733	5,613	25,346	\$15,664	\$60,705
080313000	Yucca Elementary District	0	3,927	3,927	\$0	\$9,109
	District Totals	711,235	2,314,173	3,025,408	\$210,131	\$285,184
Charters						
088750000	Lake Havasu Charter School, Inc.	3,027	5,379	8,406	\$0	\$355
	Charter Totals	3,027	5,379	8,406	\$0	\$355
	Mohave County Totals	714,262	2,319,552	3,033,814	\$210,131	\$285,539

Food Service Program Information

MEALS SERVED

		<u>MEALS SERVED</u>			Value of Donated Commodities	Food Services Expenditures Funds 001, 610 and 625
		Breakfasts	Lunches	Totals		
Navajo County						
Districts						
090232000	Blue Ridge Unified District	71,025	205,524	276,549	\$0	\$6,891
090225000	Cedar Unified District	78,933	81,791	160,724	\$22,672	\$10,231
090206000	Heber-Overgaard Unified District	18,030	78,608	96,638	\$17,201	\$8,055
090203000	Holbrook Unified District	88,271	205,788	294,059	\$28,898	\$83,931
090202000	Joseph City Unified District	11,169	36,848	48,017	\$0	\$22,270
090227000	Kayenta Unified District	154,911	345,469	500,380	\$35,723	\$59,289
090204000	Pinon Unified District	69,610	184,692	254,302	\$52,613	\$93,864
090210000	Show Low Unified District	80,641	211,379	292,020	\$0	\$15,925
090205000	Snowflake Unified District	8,501	209,166	217,667	\$0	\$35,243
090220000	Whiteriver Unified District	104,194	280,683	384,877	\$0	\$64,320
090201000	Winslow Unified District	46,136	175,337	221,473	\$20,884	\$1,770
District Totals		731,421	2,015,285	2,746,706	\$177,991	\$401,789
Charters						
098749000	CAFA, Inc., dba Classics and Four Arts Academ	0	28,630	28,630	\$0	\$18,253
098750000	Founding Fathers Academies, Inc	0	11,602	11,602	\$272	\$17,637
098748000	Little Singer Community School Board Inc.	0	0	0	\$72	\$0
098747000	Shonto Governing Board of Education, Inc.	40,077	71,664	111,741	\$0	\$483,444
098746000	Shonto Governing Board of Education, Inc.	0	0	0	\$0	\$28,646
Charter Totals		40,077	111,896	151,973	\$344	\$547,980
Navajo County Totals		771,498	2,127,181	2,898,679	\$178,336	\$949,770

Food Service Program Information

MEALS SERVED

		Breakfasts	Lunches	Totals	Value of Donated Commodities	Food Services Expenditures Funds 001, 610 and 625
Pima County						
Districts						
100215000	Ajo Unified District	15,075	48,772	63,847	\$1,760	\$8,000
100351000	Altar Valley Elementary District	60,747	111,819	172,566	\$18,735	\$8,000
100210000	Amphitheater Unified District	327,300	1,408,550	1,735,850	\$81,353	\$115,931
100339000	Continental Elementary District	12,129	42,271	54,400	\$1,053	\$31,197
100208000	Flowing Wells Unified District	195,118	595,147	790,265	\$19,624	\$45,000
100240000	Indian Oasis-Baboquivari Unified District	50,642	154,846	205,488	\$23,375	\$71,530
100206000	Marana Unified District	336,974	895,367	1,232,341	\$0	\$65,600
100230000	Sahuarita Unified District	102,341	379,687	482,028	\$87,304	\$100,000
100212000	Sunnyside Unified District	696,616	2,176,755	2,873,371	\$110	\$376,643
100213000	Tanque Verde Unified District	33,408	115,682	149,090	\$27,379	\$10,000
100201000	Tucson Unified District	1,261,076	6,128,813	7,389,889	\$0	\$411,881
100220000	Vail Unified District	86,024	520,024	606,048	\$140,458	\$32,635
District Totals		3,177,450	12,577,733	15,755,183	\$401,151	\$1,276,417
Charters						
108709000	Arizona Community Development Corporation	0	114,167	114,167	\$0	\$0
108726000	Ha:san Educational Services	3,213	9,048	12,261	\$18,229	\$13,746
108702000	Luz Academy of Tucson, Inc	11,797	26,229	38,026	\$0	\$41,448
108774000	MultiDimensional Literacy Corp.	7,337	19,716	27,053	\$3,176	\$50,848
108711000	Pima Prevention Partnership dba Pima Partners	4,276	17,958	22,234	\$2,022	\$24,296
108778000	Presidio School	9,633	17,041	26,674	\$0	\$59,819
108786000	TLC Charter Schools, Inc,	0	12,396	12,396	\$0	\$19,446
108714000	Tucson International Academy, Inc.	83,165	23,165	106,330	\$0	\$1,647
108766000	Tucson Urban League, Inc.	2,112	7,415	9,527	\$14,543	\$0
Charter Totals		121,533	247,135	368,668	\$37,970	\$211,250
Pima County Totals		3,298,983	12,824,868	16,123,851	\$439,121	\$1,487,667

Food Service Program Information

MEALS SERVED

		Breakfasts	Lunches	Totals	Value of Donated Commodities	Food Services Expenditures Funds 001, 610 and 625
Pinal County						
Districts						
110243000	Apache Junction Unified District	81,792	417,790	499,582	\$58,306	\$30,020
110404000	Casa Grande Elementary District	314,292	790,088	1,104,380	\$122,147	\$50,000
110502000	Casa Grande Union High School District	21,193	121,757	142,950	\$18,796	\$0
110221000	Coolidge Unified District	115,753	406,617	522,370	\$10,448	\$53,000
110411000	Eloy Elementary District	73,748	202,793	276,541	\$25,213	\$52,005
110201000	Florence Unified School District	87,327	414,456	501,783	\$38,552	\$22,259
110344000	J O Combs Elementary District	34,995	197,328	232,323	\$0	\$19,085
110208000	Mammoth-San Manuel Unified District	82,952	170,397	253,349	\$0	\$46,582
110220000	Maricopa Unified School District	158,128	296,839	454,967	\$22,950	\$18,000
110100000	Mary C O'Brien Accommodation District	25,360	33,647	59,007	\$7,489	\$62,290
110302000	Oracle Elementary District	20,164	59,792	79,956	\$7,223	\$6,243
110433000	Picacho Elementary District	22,672	36,168	58,840	\$815	\$23,689
110203000	Ray Unified District	45,736	81,787	127,523	\$79,251	\$12,228
110405000	Red Rock Elementary District	0	14,001	14,001	\$2,196	\$30,536
110540000	Santa Cruz Valley Union High School District	13,607	25,436	39,043	\$0	\$0
110424000	Stanfield Elementary District	64,671	124,537	189,208	\$118,696	\$27,239
110215000	Superior Unified School District	34,065	78,241	112,306	\$0	\$4,852
110422000	Toltec Elementary District	51,062	182,589	233,651	\$143,808	\$33,832
	District Totals	1,247,517	3,654,263	4,901,780	\$655,889	\$491,860
Charters						
118705000	Akimel O Otham Pee Posh Charter School, Inc.	26,125	30,579	56,704	\$96,219	\$11,619
118706000	Akimel O'Otham Pee Posh Charter School, Inc.	0	0	0	\$0	\$1,700
118701000	Casa Blanca Middle School	13,791	33,945	47,736	\$0	\$117,547
118702000	Ira H. Hayes Memorial Applied Learning Center,	3,029	6,811	9,840	\$0	\$21,830
	Charter Totals	42,945	71,335	114,280	\$96,219	\$152,696
	Pinal County Totals	1,290,462	3,725,598	5,016,060	\$752,109	\$644,556

Santa Cruz County

Districts						
120201000	Nogales Unified District	337,324	894,330	1,231,654	\$0	\$111,317
120406000	Patagonia Elementary District	0	0	0	\$0	\$15,000
120520000	Patagonia Union High School District	8,532	16,655	25,187	\$2,819	\$15,860
120235000	Santa Cruz Valley Unified District	137,699	436,069	573,768	\$0	\$26,270
	District Totals	483,555	1,347,054	1,830,609	\$2,819	\$168,447
	Santa Cruz County Totals	483,555	1,347,054	1,830,609	\$2,819	\$168,447

Food Service Program Information

MEALS SERVED

		Breakfasts	Lunches	Totals	Value of Donated Commodities	Food Services Expenditures Funds 001, 610 and 625
Yavapai County						
Districts						
130231000	Ash Fork Joint Unified District	5,218	25,889	31,107	\$4,366	\$428
130220000	Bagdad Unified District	0	1,008	1,008	\$0	\$50,969
130326000	Beaver Creek Elementary District	37,319	46,034	83,353	\$816	\$29,681
130228000	Camp Verde Unified District	35,271	212,034	247,305	\$18,797	\$11,990
130350000	Canon Elementary District	17,151	28,577	45,728	\$3,525	\$33,550
130251000	Chino Valley Unified District	221,110	278,916	500,026	\$45,802	\$21,081
130403000	Clarkdale-Jerome Elementary District	14,647	49,342	63,989	\$8,245	\$4,265
130317000	Congress Elementary District	8,238	17,384	25,622	\$9,783	\$4,312
130406000	Cottonwood-Oak Creek Elementary District	348,618	376,216	724,834	\$66,781	\$34,831
130222000	Humboldt Unified District	192,411	658,596	851,007	\$105,517	\$43,531
130323000	Kirkland Elementary District	0	9,721	9,721	\$1,854	\$35,924
130243000	Mayer Unified School District	42,212	91,910	134,122	\$19,154	\$6,560
130201000	Prescott Unified District	95,091	354,871	449,962	\$43,487	\$21,809
130209000	Sedona-Oak Creek Joint Unified District	20,976	107,593	128,569	\$0	\$17,379
130315000	Skull Valley Elementary District	0	4,133	4,133	\$1,297	\$39,779
130352000	Yarnell Elementary District	4,575	9,371	13,946	\$2,219	\$45,019
	District Totals	1,042,837	2,271,595	3,314,432	\$331,643	\$401,108
Charters						
138760000	Acorn Montessori Charter School	3,622	28,466	32,088	\$6,178	\$0
138753000	Chester-Newton Charter and Montessori School	8,534	18,005	26,539	\$0	\$9,464
138711000	Mingus Mountain Estate Residential Center, Inc.	28,567	30,297	58,864	\$0	\$30,315
138712000	Mingus Springs Charter School	5,977	19,202	25,179	\$9,797	\$38,661
	Charter Totals	46,700	95,970	142,670	\$15,975	\$78,440
	Yavapai County Totals	1,089,537	2,367,565	3,457,102	\$347,618	\$479,547
Yuma County						
Districts						
140550000	Antelope Union High School District	0	48,722	48,722	\$812	\$71,262
140413000	Crane Elementary District	283,079	885,451	1,168,530	\$81,855	\$14,971
140432000	Gadsden Elementary District	390,308	855,563	1,245,871	\$9,006	\$58,973
140416000	Hyder Elementary District	22,168	30,057	52,225	\$1,002	\$38,760
140417000	Mohawk Valley Elementary District	21,253	45,252	66,505	\$765	\$17,627
140411000	Somerton Elementary District	204,907	423,279	628,186	\$0	\$33,638
140424000	Wellton Elementary District	23,606	65,962	89,568	\$3,633	\$0
140401000	Yuma Elementary District	806,518	1,612,153	2,418,671	\$193,272	\$0
140570000	Yuma Union High School District	211,307	896,534	1,107,841	\$75,282	\$66,170
	District Totals	1,963,146	4,862,973	6,826,119	\$365,627	\$301,402
Charters						
148761000	Carpe Diem Collegiate High School	0	21,183	21,183	\$3,784	\$32,867
148760000	Harvest Power Community Development Group,	28,867	84,784	113,651	\$0	\$63,832
148759000	Juniper Tree Academy	0	28,550	28,550	\$6,708	\$4,198
148758000	Yuma Private Industry Council, Inc.	5,176	6,945	12,121	\$0	\$0
	Charter Totals	34,043	141,462	175,505	\$10,492	\$100,897
	Yuma County Totals	1,997,189	5,004,435	7,001,624	\$376,119	\$402,299

Food Service Program Information

	<u>MEALS SERVED</u>			Value of Donated Commodities	Food Services Expenditures Funds 001, 610 and 625
	Breakfasts	Lunches	Totals		
State Totals	31,171,250	99,430,945	130,602,195	\$10,237,685	\$15,129,032

Definitions for Per Student Expenditure Amounts

Sections I through VI

FY 2006 current expenditures by type of expenditure and total expenditures by fund for each school district and charter school were reported to the Arizona Department of Education on each district or charter school's Annual Financial Report (AFR). Information on the AFR is not audited at this time. The current expenditure figures and the expenditures by fund or project are reported separately on the AFR. Differences between current expenditures and total expenditures are due to definitional differences or differences in how various districts and charters account for expenditures. Current expenditures are a subset of total expenditures, pursuant to A.R.S. § 15-746 (A) (4).

The following pages present data on total and per student expenditures for school districts and for charter schools. Two different types of expenditures are listed: current expenditures by type of expenditure and total expenditures by fund or project.

I. Per Student Amounts [Attending Average Daily Membership (ADM)]:

The per student amounts were calculated by dividing the reported expenditure figures by the resident plus non-resident attending average membership for the district or charter school as reported to the Arizona Department of Education.

II. Current Expenditures - Districts and Charters:

Expenditures from all funds or projects for elementary and secondary education (to include M&O, CSF, IIF, most federal and state projects, etc., for K-12 education).

Excluded are expenditures for land and land improvements, buildings and building improvements, furniture, equipment, and vehicles. Also excluded are Internal Service Fund operations, Community School Fund operations, debt retirement, student activities, and nonpublic school programs (e.g., adult/continuing education, community college education, community services, and day care centers). Current expenditures are reported under the following subcategories:

A. Classroom Instruction:

Regular and Special Education Expenditures related to activities dealing directly with the interaction between teachers and students to **exclude** classroom supplies.

B. Classroom Supplies:

All supply and textbook expenditures related to regular and special education classroom instruction to **exclude** library books and supplies.

C. Administration:

Includes expenses pertaining to administering policy for the operation of the district or charter, the business operations of the district or charter, school level administration and all other central support services.

Definitions for Per Student Expenditure Amounts

Sections I through VI

D. Support Services-Students:

Expenditures for services such as social work, guidance, health, psychological, speech, audiology and other therapies.

E. Other Support Services & Operations:

Includes expenditures for instructional staff support, media services, and noninstructional services such as food services, plant and maintenance support, transportation and community services operations.

III. Total Expenditures by Fund - School Districts:

A. Maintenance & Operations, Classroom Site Fund & Instructional Improvement Fund Expenditures:

1. Fund 001 – Maintenance & Operations:

Administration, Instruction, Instruction Support, and Operations for Regular Programs, Special Programs, Pupil Transportation, Desegregation, Overrides, and Dropout Prevention. District Services fund is included here. For districts which have sponsored charter schools, these expenditures include expenditures made on behalf of the sponsored charter school.

2. Fund 010 - Classroom Site Fund (CSF):

Revenues and expenditures resulting from the passage of Proposition 301 in November, 2000. These funds may be expended on three purposes outlined in A.R.S. § 15-977: base pay increases, performance pay, and specified maintenance and operations purposes.

3. Fund 020 - Instructional Improvement Fund (IIF):

Expenditures of revenues generated by Tribal Gaming compacts with the State of Arizona with the passage of Proposition 201, passed by Arizona voters on November 5, 2002. These funds may be expended pursuant to A.R.S. § 15-979.

Definitions for Per Student Expenditure Amounts

Sections I through VI

B. Capital Expenditures: Sum of expenditures from the unrestricted capital outlay and soft capital Allocation.

1. Fund 610 - Unrestricted Capital Outlay:
Capital Expenditures to include furniture and equipment, vehicles Including Capital Desegregation and Capital Overrides.
2. Fund 625 - Soft Capital Allocation:
Fund 625 Soft Capital Expenditures, as defined in A.R.S. §15-962, for short-term capital items that are required to meet academic adequacy standards such as technology, textbooks, library resources, instructional aids, pupil transportation vehicles, furniture and equipment. For districts which have sponsored charter schools, these expenditures include expenditures made on behalf of the sponsored charter school.

C. Facilities Expenditures:

1. Fund 685 - Deficiencies Correction:
Capital expenditures directed at correcting square footage and quality deficiencies pursuant to A.R.S. § 15-2011 and A.R.S. § 15-2021.
2. Fund 690 - Building Renewal:
Capital expenditures for the purpose of making major renovations and repairs of buildings, upgrading systems and areas that will extend a building's useful life, and relocation or placement of portable and modular buildings.
3. Fund 695 - New School Facilities:
Capital expenditures for the construction of new school facilities or the purchase of land for new school sites.
4. Fund 620 – Adjacent Ways:
Expenditures related to the improvement of public streets, alleys and sidewalks, etc. adjacent to school property.
5. Funds 700 & 720 - Debt Service:
Payments of interest and principal on general obligation debt.

D. State and Federal Project Expenditures:

1. Funds 400 through 499 – State Projects:
Expenditures from state funded projects.
2. Funds 100 through 399 – Federal Projects:
Expenditures from federally funded projects such as Title I and IDEA.

Definitions for Per Student Expenditure Amounts

Sections I through VI

E. Other Expenditures – Sum of expenditures from the following funds:

1. **Fund 510 - Food Services:**
Expenditures related to food services. The receipts from the sale of meals have not been subtracted to produce a net food service cost.
2. **Funds 500, 505, 506 & 640 - School Plant:**
Expenditures made for maintenance and operations or capital items from proceeds from sale and lease of district property.
3. **Other Funds:**
Expenditures from miscellaneous funds such as Student Activities, Community Services, Tax Credit, Full Day Kindergarten, Gifts and Donations etc.

IV. Total Expenditures by Project - Charter schools:

Charter Schools are not required to distinguish expenditures between capital and maintenance and operations purposes. Expenditures for charter schools are reported as General Project expenditures, Classroom Site Project & Instructional Improvement Project Expenditures, and state and federal project expenditures, and are reported on the charter school's Annual Financial Report.

A. General Projects:

Project 1000 - Includes all regular education and special education expenditures from state equalization revenues and Full Day Kindergarten to include salaries, employee benefits, purchased services, textbooks, transportation and supplies.

B. Classroom Site Project & Instructional Improvement Project:

1. **Project 1010 – Classroom Site Project (CSP):**
Revenues and expenditures resulting from the passage of Proposition 301 in November, 2000. These funds may be expended on three purposes outlined in A.R.S. § 15-977: base pay increases, performance pay, and specified maintenance and operations purposes.
2. **Project 1020 – Instructional Improvement Project (IIP):**
Expenditures of revenues generated by Tribal Gaming compacts with the State of Arizona with the passage of Proposition 201, passed by Arizona voters on November 5, 2002. These funds may be expended pursuant to A.R.S. § 15-979.

Definitions for Per Student Expenditure Amounts

Sections I through VI

C. State and Federal Project Expenditures:

1. Projects 1400 through 1499 – State Projects:
Expenditures from state funded projects.
2. Projects 1100 through 1399 – Federal Projects:
Expenditures from federally funded projects such as Title I and IDEA.
3. Indirect Costs Expenditures from Federal Projects:
Expenditures for maintenance and operations purposes to support Federal Projects.

Current Expenditures by Type of District and School

District Type	Classroom Instruction	Classroom Supplies	Administration	Support Services-Students	Other Support Services and Operations	Total Current Expenditures
Accommodation Districts (Based on attending ADM of 3,351)	\$13,360,779	\$844,087	\$5,326,774	\$2,159,063	\$6,680,767	\$28,371,470
Per Student Amounts...	\$3,987	\$252	\$1,589	\$644	\$1,993	\$8,466
Unified Districts (Based on attending ADM of 567,651)	\$2,187,246,123	\$115,945,932	\$368,996,325	\$272,936,928	\$951,055,038	\$3,896,180,346
Per Student Amounts...	\$3,853	\$204	\$650	\$481	\$1,675	\$6,864
Common Districts Not Within H.S. District (Based on attending ADM of 7,892)	\$51,272,175	\$1,952,868	\$9,078,341	\$2,498,896	\$18,222,207	\$83,024,487
Per Student Amounts...	\$6,497	\$247	\$1,150	\$317	\$2,309	\$10,520
Common District Within H.S. District (Based on attending ADM of 236,523)	\$908,324,992	\$53,761,948	\$158,803,191	\$112,798,427	\$421,986,325	\$1,655,674,883
Per Student Amounts...	\$3,840	\$227	\$671	\$477	\$1,784	\$7,000
High School District (Based on attending ADM of 83,482)	\$334,557,978	\$17,938,786	\$53,009,116	\$52,668,547	\$156,089,493	\$614,263,920
Per Student Amounts...	\$4,008	\$215	\$635	\$631	\$1,870	\$7,358
Joint Technological Education District (Based on attending ADM of 15,668)	\$47,155,069	\$510,387	\$4,934,755	\$1,491,621	\$3,063,184	\$57,155,016
Per Student Amounts...	\$3,010	\$33	\$315	\$95	\$195	\$3,648
Charter School (Based on attending ADM of 84,676)	\$226,607,990	\$15,471,465	\$113,342,855	\$24,659,460	\$114,293,754	\$494,375,524
Per Student Amounts...	\$2,676	\$183	\$1,339	\$291	\$1,350	\$5,838

For each type of district or charter school and each expenditure category, the above figures show the total expenditures reported as well as the calculated per pupil expenditures. The total expenditures were taken from the 2006 Annual Financial Report of the school district or charter school. The ADM used to calculate the per pupil expenditure figures were taken from the membership/absence days reported by the district or charter school to ADE for fiscal year 2005-06. The attending ADM figures shown are the attending ADM just for schools for which current expenditures above were reported.

Current Expenditures for Districts

		Classroom Instruction	Classroom Supplies	Administration	Student Support Services	Other Support Services	Total Current Expenditures
Apache County							
Alpine Elementary District	010307000	\$296,816	\$34,517	\$99,708	\$22,831	\$175,603	\$629,475
Total Attending ADM: 54.545	Per ADM Amounts:	\$5,442	\$633	\$1,828	\$419	\$3,219	\$11,540
Chinle Unified District	010224000	\$18,348,026	\$2,076,162	\$4,286,100	\$1,971,864	\$12,441,763	\$39,123,915
Total Attending ADM: 3,560.530	Per ADM Amounts:	\$5,153	\$583	\$1,204	\$554	\$3,494	\$10,988
Concho Elementary District	010306000	\$1,281,986	\$59,042	\$328,412	\$53,629	\$363,342	\$2,086,411
Total Attending ADM: 175.195	Per ADM Amounts:	\$7,317	\$337	\$1,875	\$306	\$2,074	\$11,909
Ganado Unified School District	010220000	\$9,613,744	\$752,065	\$4,446,481	\$1,190,705	\$6,909,130	\$22,912,125
Total Attending ADM: 1,895.860	Per ADM Amounts:	\$5,071	\$397	\$2,345	\$628	\$3,644	\$12,085
Mcrary Elementary District	010323000	\$1,028,690	\$32,880	\$141,483	\$17,911	\$163,978	\$1,384,942
Total Attending ADM: 160.190	Per ADM Amounts:	\$6,422	\$205	\$883	\$112	\$1,024	\$8,646
Red Mesa Unified District	010227000	\$5,610,365	\$1,396,171	\$2,355,610	\$1,367,866	\$4,717,545	\$15,447,557
Total Attending ADM: 931.840	Per ADM Amounts:	\$6,021	\$1,498	\$2,528	\$1,468	\$5,063	\$16,577
Round Valley Unified District	010210000	\$5,344,171	\$308,900	\$1,147,860	\$881,456	\$3,372,179	\$11,054,566
Total Attending ADM: 1,398.828	Per ADM Amounts:	\$3,820	\$221	\$821	\$630	\$2,411	\$7,903
Sanders Unified District	010218000	\$4,524,890	\$460,490	\$1,195,307	\$486,034	\$3,659,769	\$10,326,490
Total Attending ADM: 1,054.240	Per ADM Amounts:	\$4,292	\$437	\$1,134	\$461	\$3,471	\$9,795
St Johns Unified District	010201000	\$4,568,080	\$209,958	\$928,295	\$368,032	\$2,265,238	\$8,339,603
Total Attending ADM: 939.755	Per ADM Amounts:	\$4,861	\$223	\$988	\$392	\$2,410	\$8,874
Vernon Elementary District	010309000	\$575,395	\$28,595	\$262,684	\$19,854	\$254,218	\$1,140,746
Total Attending ADM: 72.345	Per ADM Amounts:	\$7,953	\$395	\$3,631	\$274	\$3,514	\$15,768
Window Rock Unified District	010208000	\$13,419,015	\$963,000	\$3,766,397	\$1,575,644	\$8,051,439	\$27,775,495
Total Attending ADM: 2,588.445	Per ADM Amounts:	\$5,184	\$372	\$1,455	\$609	\$3,111	\$10,731
Apache Totals		\$64,611,178	\$6,321,780	\$18,958,337	\$7,955,826	\$42,374,204	\$140,221,325
Total Attending ADM: 12,831.773	Per ADM Amounts:	\$5,035	\$493	\$1,477	\$620	\$3,302	\$10,928

Current Expenditures for Districts		Classroom Instruction	Classroom Supplies	Administration	Student Support Services	Other Support Services	Total Current Expenditures
Cochise County							
Apache Elementary District	020342000	\$56,391	\$49	\$11,944	\$0	\$32,301	\$100,685
Total Attending ADM: 7.500	Per ADM Amounts:	\$7,519	\$7	\$1,593	\$0	\$4,307	\$13,425
Ash Creek Elementary District	020453000	\$0	\$0	\$0	\$0	\$0	\$0
Total Attending ADM: 37.840	Per ADM Amounts:	\$0	\$0	\$0	\$0	\$0	\$0
Benson Unified School District	020209000	\$4,108,751	\$284,767	\$814,799	\$391,965	\$1,723,863	\$7,324,145
Total Attending ADM: 953.725	Per ADM Amounts:	\$4,308	\$299	\$854	\$411	\$1,808	\$7,680
Bisbee Unified District	020202000	\$3,597,958	\$298,803	\$1,079,952	\$403,620	\$2,152,859	\$7,533,192
Total Attending ADM: 942.360	Per ADM Amounts:	\$3,818	\$317	\$1,146	\$428	\$2,285	\$7,994
Bowie Unified District	020214000	\$832,975	\$33,843	\$186,203	\$34,301	\$373,588	\$1,460,910
Total Attending ADM: 106.460	Per ADM Amounts:	\$7,824	\$318	\$1,749	\$322	\$3,509	\$13,723
Cochise Elementary District	020326000	\$509,676	\$6,400	\$148,461	\$4,615	\$272,394	\$941,546
Total Attending ADM: 58.220	Per ADM Amounts:	\$8,754	\$110	\$2,550	\$79	\$4,679	\$16,172
Cochise Technology District	020801000	\$1,692,941	\$0	\$141,444	\$0	\$0	\$1,834,385
Total Attending ADM: 457.705	Per ADM Amounts:	\$3,699	\$0	\$309	\$0	\$0	\$4,008
Double Adobe Elementary District	020345000	\$0	\$10,194	\$12,371	\$0	\$1,146	\$23,711
Total Attending ADM: 50.235	Per ADM Amounts:	\$0	\$203	\$246	\$0	\$23	\$472
Douglas Unified District	020227000	\$13,932,108	\$877,537	\$3,190,328	\$1,730,306	\$5,621,127	\$25,351,406
Total Attending ADM: 3,986.400	Per ADM Amounts:	\$3,495	\$220	\$800	\$434	\$1,410	\$6,359
Elfrida Elementary District	020412000	\$487,098	\$7,677	\$237,804	\$114,012	\$301,877	\$1,148,468
Total Attending ADM: 174.850	Per ADM Amounts:	\$2,786	\$44	\$1,360	\$652	\$1,726	\$6,568
Forrest Elementary District	020381000	\$31,870	\$0	\$3,979	\$0	\$15,411	\$51,260
Total Attending ADM: 0.000	Per ADM Amounts:						
Fort Huachuca Accommodation District	020100000	\$4,375,743	\$249,661	\$1,023,150	\$486,507	\$1,733,720	\$7,868,781
Total Attending ADM: 1,053.655	Per ADM Amounts:	\$4,153	\$237	\$971	\$462	\$1,645	\$7,468
McNeal Elementary District	020355000	\$354,668	\$38,952	\$86,371	\$45,806	\$128,312	\$654,109
Total Attending ADM: 36.850	Per ADM Amounts:	\$9,625	\$1,057	\$2,344	\$1,243	\$3,482	\$17,751
Naco Elementary District	020323000	\$1,732,935	\$78,978	\$227,349	\$8,544	\$584,290	\$2,632,096
Total Attending ADM: 243.485	Per ADM Amounts:	\$7,117	\$324	\$934	\$35	\$2,400	\$10,810
Palominas Elementary District	020349000	\$6,721,319	\$203,704	\$789,098	\$330,868	\$2,464,306	\$10,509,295
Total Attending ADM: 1,052.815	Per ADM Amounts:	\$6,384	\$193	\$750	\$314	\$2,341	\$9,982
Pearce Elementary District	020422000	\$533,684	\$40,684	\$217,855	\$11,631	\$324,611	\$1,128,465
Total Attending ADM: 114.940	Per ADM Amounts:	\$4,643	\$354	\$1,895	\$101	\$2,824	\$9,818
Pomerene Elementary District	020364000	\$624,459	\$16,733	\$114,345	\$29,029	\$163,744	\$948,310
Total Attending ADM: 112.460	Per ADM Amounts:	\$5,553	\$149	\$1,017	\$258	\$1,456	\$8,432

Current Expenditures for Districts		Classroom Instruction	Classroom Supplies	Administration	Student Support Services	Other Support Services	Total Current Expenditures
Cochise County							
Rucker Elementary District	020366000	\$13,792	\$0	\$5,653	\$0	\$20,094	\$39,539
Total Attending ADM: 0.000	Per ADM Amounts:						
San Simon Unified District	020218000	\$810,985	\$49,225	\$172,572	\$41,017	\$400,610	\$1,474,409
Total Attending ADM: 117.580	Per ADM Amounts:	\$6,897	\$419	\$1,468	\$349	\$3,407	\$12,540
Sierra Vista Unified District	020268000	\$24,133,578	\$953,946	\$4,419,174	\$2,822,475	\$11,191,656	\$43,520,829
Total Attending ADM: 6,617.240	Per ADM Amounts:	\$3,647	\$144	\$668	\$427	\$1,691	\$6,577
St David Unified District	020221000	\$1,511,580	\$207,583	\$323,112	\$16,758	\$754,949	\$2,813,982
Total Attending ADM: 495.145	Per ADM Amounts:	\$3,053	\$419	\$653	\$34	\$1,525	\$5,683
Tombstone Unified District	020201000	\$3,066,251	\$200,037	\$939,349	\$712,309	\$1,534,516	\$6,452,462
Total Attending ADM: 868.630	Per ADM Amounts:	\$3,530	\$230	\$1,081	\$820	\$1,767	\$7,428
Valley Union High School District	020522000	\$1,070,384	\$135,476	\$226,946	\$139,087	\$562,984	\$2,134,877
Total Attending ADM: 188.120	Per ADM Amounts:	\$5,690	\$720	\$1,206	\$739	\$2,993	\$11,348
Willcox Unified District	020213000	\$6,050,996	\$278,685	\$884,705	\$693,633	\$2,468,713	\$10,376,732
Total Attending ADM: 1,331.510	Per ADM Amounts:	\$4,544	\$209	\$664	\$521	\$1,854	\$7,793
Cochise Totals		\$76,250,142	\$3,972,934	\$15,256,964	\$8,016,483	\$32,827,071	\$136,323,594
Total Attending ADM: 19,007.725	Per ADM Amounts:	\$4,012	\$209	\$803	\$422	\$1,727	\$7,172

Current Expenditures for Districts		Classroom Instruction	Classroom Supplies	Administration	Student Support Services	Other Support Services	Total Current Expenditures
Coconino County							
CAVIAT Coconino Assoc for Vocation Industry and	030801000	\$0	\$0	\$0	\$0	\$0	\$0
Total Attending ADM: 702.575	Per ADM Amounts:	\$0	\$0	\$0	\$0	\$0	\$0
Chevelon Butte School District	030305000	\$250,201	\$0	\$17,642	\$996	\$133,156	\$401,995
Total Attending ADM: 0.000	Per ADM Amounts:						
Coconino County Regional Accommodation SD	030199000	\$409,489	\$113,478	\$182,431	\$97,510	\$244,607	\$1,047,515
Total Attending ADM: 126.075	Per ADM Amounts:	\$3,248	\$900	\$1,447	\$773	\$1,940	\$8,309
Flagstaff Unified District	030201000	\$46,246,833	\$2,680,119	\$7,430,361	\$6,298,686	\$20,581,564	\$83,237,563
Total Attending ADM: 10,765.288	Per ADM Amounts:	\$4,296	\$249	\$690	\$585	\$1,912	\$7,732
Fredonia-Moccasin Unified District	030206000	\$1,846,624	\$138,177	\$426,750	\$118,980	\$914,451	\$3,444,982
Total Attending ADM: 343.790	Per ADM Amounts:	\$5,371	\$402	\$1,241	\$346	\$2,660	\$10,021
Grand Canyon Unified District	030204000	\$1,617,922	\$126,733	\$431,741	\$259,132	\$1,112,061	\$3,547,589
Total Attending ADM: 292.445	Per ADM Amounts:	\$5,532	\$433	\$1,476	\$886	\$3,803	\$12,131
Maine Consolidated School District	030310000	\$926,884	\$29,860	\$241,059	\$47,667	\$450,884	\$1,696,354
Total Attending ADM: 85.520	Per ADM Amounts:	\$10,838	\$349	\$2,819	\$557	\$5,272	\$19,836
Page Unified District	030208000	\$12,754,145	\$1,357,462	\$2,286,132	\$2,756,789	\$6,825,469	\$25,979,997
Total Attending ADM: 2,850.648	Per ADM Amounts:	\$4,474	\$476	\$802	\$967	\$2,394	\$9,114
Tuba City Unified District	030215000	\$11,228,936	\$682,795	\$3,045,950	\$2,519,716	\$8,023,287	\$25,500,684
Total Attending ADM: 2,162.768	Per ADM Amounts:	\$5,192	\$316	\$1,408	\$1,165	\$3,710	\$11,791
Williams Unified District	030202000	\$3,672,175	\$153,959	\$861,753	\$317,787	\$1,382,457	\$6,388,131
Total Attending ADM: 710.335	Per ADM Amounts:	\$5,170	\$217	\$1,213	\$447	\$1,946	\$8,993
Coconino Totals		\$78,953,209	\$5,282,583	\$14,923,819	\$12,417,263	\$39,667,936	\$151,244,810
Total Attending ADM: 18,039.444	Per ADM Amounts:	\$4,377	\$293	\$827	\$688	\$2,199	\$8,384

Current Expenditures for Districts		Classroom Instruction	Classroom Supplies	Administration	Student Support Services	Other Support Services	Total Current Expenditures
Gila County							
Gila County Regional School District	040149000	\$173,552	\$8,019	\$0	\$0	\$0	\$181,571
Total Attending ADM: 47.760	Per ADM Amounts:	\$3,634	\$168	\$0	\$0	\$0	\$3,802
Globe Unified District	040201000	\$7,162,750	\$447,597	\$1,695,960	\$305,719	\$4,320,666	\$13,932,692
Total Attending ADM: 1,963.270	Per ADM Amounts:	\$3,648	\$228	\$864	\$156	\$2,201	\$7,097
Hayden-Winkelman Unified District	040241000	\$1,786,989	\$148,245	\$536,953	\$166,687	\$1,240,652	\$3,879,526
Total Attending ADM: 398.770	Per ADM Amounts:	\$4,481	\$372	\$1,347	\$418	\$3,111	\$9,729
Miami Unified District	040240000	\$4,013,490	\$316,302	\$1,221,402	\$396,949	\$1,986,421	\$7,934,564
Total Attending ADM: 1,045.538	Per ADM Amounts:	\$3,839	\$303	\$1,168	\$380	\$1,900	\$7,589
Payson Unified District	040210000	\$9,878,970	\$350,210	\$1,776,804	\$1,568,795	\$4,286,886	\$17,861,665
Total Attending ADM: 2,715.142	Per ADM Amounts:	\$3,638	\$129	\$654	\$578	\$1,579	\$6,579
Pine Strawberry Elementary District	040312000	\$1,093,648	\$27,514	\$200,276	\$48,279	\$411,460	\$1,781,177
Total Attending ADM: 110.200	Per ADM Amounts:	\$9,924	\$250	\$1,817	\$438	\$3,734	\$16,163
San Carlos Unified District	040220000	\$175,380	\$241,846	\$1,396,253	\$1,426,354	\$4,075,786	\$7,315,619
Total Attending ADM: 1,171.015	Per ADM Amounts:	\$150	\$207	\$1,192	\$1,218	\$3,481	\$6,247
Tonto Basin Elementary District	040333000	\$583,019	\$24,164	\$113,750	\$11,192	\$232,158	\$964,283
Total Attending ADM: 68.885	Per ADM Amounts:	\$8,464	\$351	\$1,651	\$162	\$3,370	\$13,998
Young Elementary District	040305000	\$655,197	\$34,742	\$226,577	\$10,933	\$242,434	\$1,169,883
Total Attending ADM: 65.510	Per ADM Amounts:	\$10,001	\$530	\$3,459	\$167	\$3,701	\$17,858
Gila Totals		\$25,522,995	\$1,598,639	\$7,167,975	\$3,934,908	\$16,796,463	\$55,020,980
Total Attending ADM: 7,586.090	Per ADM Amounts:	\$3,364	\$211	\$945	\$519	\$2,214	\$7,253

Current Expenditures for Districts		Classroom Instruction	Classroom Supplies	Administration	Student Support Services	Other Support Services	Total Current Expenditures
Graham County							
Bonita Elementary District	050316000	\$738,650	\$36,137	\$178,258	\$17,465	\$232,366	\$1,202,876
Total Attending ADM: 90.670	Per ADM Amounts:	\$8,147	\$399	\$1,966	\$193	\$2,563	\$13,267
Ft Thomas Unified District	050207000	\$3,309,266	\$263,452	\$914,402	\$164,715	\$1,392,667	\$6,044,502
Total Attending ADM: 519.505	Per ADM Amounts:	\$6,370	\$507	\$1,760	\$317	\$2,681	\$11,635
Gila Institute for Technology	050802000	\$949,820	\$35,889	\$312,914	\$34,441	\$16,450	\$1,349,514
Total Attending ADM: 413.520	Per ADM Amounts:	\$2,297	\$87	\$757	\$83	\$40	\$3,263
Klondyke Elementary District	050309000	\$46,000	\$886	\$805	\$0	\$39,217	\$86,908
Total Attending ADM: 0.000	Per ADM Amounts:						
Pima Unified District	050206000	\$2,288,594	\$147,067	\$534,880	\$102,864	\$1,054,613	\$4,128,018
Total Attending ADM: 623.170	Per ADM Amounts:	\$3,673	\$236	\$858	\$165	\$1,692	\$6,624
Safford Unified District	050201000	\$9,512,214	\$416,657	\$1,820,650	\$928,638	\$3,917,427	\$16,595,586
Total Attending ADM: 2,677.335	Per ADM Amounts:	\$3,553	\$156	\$680	\$347	\$1,463	\$6,199
Solomon Elementary District	050305000	\$1,049,779	\$49,556	\$184,601	\$59,895	\$388,252	\$1,732,083
Total Attending ADM: 171.260	Per ADM Amounts:	\$6,130	\$289	\$1,078	\$350	\$2,267	\$10,114
Thatcher Unified District	050204000	\$3,542,500	\$285,263	\$863,496	\$117,153	\$1,708,487	\$6,516,899
Total Attending ADM: 1,142.490	Per ADM Amounts:	\$3,101	\$250	\$756	\$103	\$1,495	\$5,704
Graham Totals		\$21,436,823	\$1,234,907	\$4,810,006	\$1,425,171	\$8,749,479	\$37,656,386
Total Attending ADM: 5,637.950	Per ADM Amounts:	\$3,802	\$219	\$853	\$253	\$1,552	\$6,679

Current Expenditures for Districts		Classroom Instruction	Classroom Supplies	Administration	Student Support Services	Other Support Services	Total Current Expenditures
Greenlee County							
Blue Elementary District	060322000	\$57,114	\$6,978	\$962	\$0	\$10,807	\$75,861
Total Attending ADM: 5.560	Per ADM Amounts:	\$10,272	\$1,255	\$173	\$0	\$1,944	\$13,644
Clifton Unified District	060203000	\$737,763	\$8,835	\$235,723	\$61,947	\$442,286	\$1,486,554
Total Attending ADM: 177.865	Per ADM Amounts:	\$4,148	\$50	\$1,325	\$348	\$2,487	\$8,358
Duncan Unified District	060202000	\$1,946,915	\$166,155	\$405,555	\$128,298	\$960,300	\$3,607,223
Total Attending ADM: 437.595	Per ADM Amounts:	\$4,449	\$380	\$927	\$293	\$2,194	\$8,243
Eagle Elementary District	060345000	\$2,258	\$73	\$0	\$0	\$3,124	\$5,455
Total Attending ADM: 0.000	Per ADM Amounts:						
Morenci Unified District	060218000	\$3,022,817	\$277,287	\$798,452	\$222,109	\$1,550,442	\$5,871,107
Total Attending ADM: 928.135	Per ADM Amounts:	\$3,257	\$299	\$860	\$239	\$1,670	\$6,326
Greenlee Totals		\$5,766,867	\$459,328	\$1,440,692	\$412,354	\$2,966,959	\$11,046,200
Total Attending ADM: 1,549.155	Per ADM Amounts:	\$3,723	\$297	\$930	\$266	\$1,915	\$7,130

Current Expenditures for Districts		Classroom Instruction	Classroom Supplies	Administration	Student Support Services	Other Support Services	Total Current Expenditures
La Paz County							
Bicentennial Union High School District	150576000	\$786,950	\$93,179	\$283,347	\$70,559	\$685,060	\$1,919,095
Total Attending ADM: 132.492	Per ADM Amounts:	\$5,940	\$703	\$2,139	\$533	\$5,171	\$14,485
Bouse Elementary District	150426000	\$0	\$0	\$0	\$0	\$0	\$0
Total Attending ADM: 46.995	Per ADM Amounts:	\$0	\$0	\$0	\$0	\$0	\$0
Parker Unified School District	150227000	\$7,500,630	\$543,692	\$1,618,525	\$1,466,022	\$3,968,020	\$15,096,889
Total Attending ADM: 1,934.975	Per ADM Amounts:	\$3,876	\$281	\$836	\$758	\$2,051	\$7,802
Quartzsite Elementary District	150404000	\$1,054,695	\$98,671	\$335,207	\$48,390	\$785,030	\$2,321,993
Total Attending ADM: 264.895	Per ADM Amounts:	\$3,982	\$372	\$1,265	\$183	\$2,964	\$8,766
Salome Consolidated Elementary District	150430000	\$552,439	\$7,884	\$245,773	\$144,606	\$315,795	\$1,266,497
Total Attending ADM: 105.010	Per ADM Amounts:	\$5,261	\$75	\$2,340	\$1,377	\$3,007	\$12,061
Wenden Elementary District	150419000	\$0	\$13,055	\$6,901	\$0	\$46,634	\$66,590
Total Attending ADM: 85.195	Per ADM Amounts:	\$0	\$153	\$81	\$0	\$547	\$782
La Paz Totals		\$9,894,714	\$756,481	\$2,489,753	\$1,729,577	\$5,800,539	\$20,671,064
Total Attending ADM: 2,569.562	Per ADM Amounts:	\$3,851	\$294	\$969	\$673	\$2,257	\$8,045

Current Expenditures for Districts		Classroom Instruction	Classroom Supplies	Administration	Student Support Services	Other Support Services	Total Current Expenditures
Maricopa County							
Agua Fria Union High School District	070516000	\$16,475,308	\$806,964	\$3,573,909	\$2,234,564	\$8,794,374	\$31,885,119
Total Attending ADM: 4,726.815	Per ADM Amounts:	\$3,485	\$171	\$756	\$473	\$1,861	\$6,746
Aguila Elementary District	070363000	\$1,284,093	\$44,551	\$172,684	\$51,514	\$487,830	\$2,040,672
Total Attending ADM: 161.600	Per ADM Amounts:	\$7,946	\$276	\$1,069	\$319	\$3,019	\$12,628
Alhambra Elementary District	070468000	\$54,604,911	\$3,939,128	\$6,685,794	\$6,635,081	\$24,290,500	\$96,155,414
Total Attending ADM: 14,582.500	Per ADM Amounts:	\$3,745	\$270	\$458	\$455	\$1,666	\$6,594
Arlington Elementary District	070447000	\$1,001,609	\$105,232	\$215,913	\$127,493	\$523,779	\$1,974,026
Total Attending ADM: 226.340	Per ADM Amounts:	\$4,425	\$465	\$954	\$563	\$2,314	\$8,722
Avondale Elementary District	070444000	\$14,816,114	\$271,176	\$2,292,013	\$2,110,839	\$5,202,287	\$24,692,429
Total Attending ADM: 5,313.385	Per ADM Amounts:	\$2,788	\$51	\$431	\$397	\$979	\$4,647
Balsz Elementary District	070431000	\$13,410,562	\$907,078	\$2,107,383	\$1,688,105	\$5,967,869	\$24,080,997
Total Attending ADM: 3,360.460	Per ADM Amounts:	\$3,991	\$270	\$627	\$502	\$1,776	\$7,166
Buckeye Elementary District	070433000	\$8,253,632	\$553,455	\$1,589,933	\$626,305	\$3,577,644	\$14,600,969
Total Attending ADM: 2,654.445	Per ADM Amounts:	\$3,109	\$209	\$599	\$236	\$1,348	\$5,501
Buckeye Union High School District	070501000	\$6,735,699	\$419,664	\$1,964,375	\$995,205	\$4,127,006	\$14,241,949
Total Attending ADM: 2,184.902	Per ADM Amounts:	\$3,083	\$192	\$899	\$455	\$1,889	\$6,518
Cartwright Elementary District	070483000	\$77,885,144	\$3,923,630	\$10,014,409	\$8,576,603	\$31,068,655	\$131,468,441
Total Attending ADM: 19,165.695	Per ADM Amounts:	\$4,064	\$205	\$523	\$447	\$1,621	\$6,860
Cave Creek Unified District	070293000	\$20,621,646	\$1,135,987	\$3,602,975	\$3,178,423	\$8,575,021	\$37,114,052
Total Attending ADM: 5,499.562	Per ADM Amounts:	\$3,750	\$207	\$655	\$578	\$1,559	\$6,749
Chandler Unified District	070280000	\$111,896,656	\$6,077,662	\$14,828,288	\$8,328,929	\$48,511,643	\$189,643,178
Total Attending ADM: 30,401.255	Per ADM Amounts:	\$3,681	\$200	\$488	\$274	\$1,596	\$6,238
Creighton Elementary District	070414000	\$30,248,443	\$2,089,816	\$5,120,751	\$5,443,023	\$16,050,781	\$58,952,814
Total Attending ADM: 7,676.660	Per ADM Amounts:	\$3,940	\$272	\$667	\$709	\$2,091	\$7,679
Deer Valley Unified District	070297000	\$119,979,548	\$3,735,564	\$20,050,348	\$12,269,339	\$0	\$156,034,799
Total Attending ADM: 33,335.912	Per ADM Amounts:	\$3,599	\$112	\$601	\$368	\$0	\$4,681
Dysart Unified District	070289000	\$60,312,251	\$3,334,987	\$11,446,138	\$5,937,418	\$23,166,468	\$104,197,262
Total Attending ADM: 16,780.445	Per ADM Amounts:	\$3,594	\$199	\$682	\$354	\$1,381	\$6,209
East Valley Institute of Technology	070801000	\$24,146,129	\$288,349	\$1,840,483	\$1,341,890	\$1,813,658	\$29,430,509
Total Attending ADM: 6,910.535	Per ADM Amounts:	\$3,494	\$42	\$266	\$194	\$262	\$4,259
Fountain Hills Unified District	070298000	\$8,259,888	\$551,273	\$1,857,877	\$946,719	\$3,898,537	\$15,514,294
Total Attending ADM: 2,331.355	Per ADM Amounts:	\$3,543	\$236	\$797	\$406	\$1,672	\$6,655
Fowler Elementary District	070445000	\$14,852,678	\$1,433,048	\$2,832,979	\$2,405,492	\$5,783,426	\$27,307,623
Total Attending ADM: 3,944.705	Per ADM Amounts:	\$3,765	\$363	\$718	\$610	\$1,466	\$6,923

Current Expenditures for Districts		Classroom Instruction	Classroom Supplies	Administration	Student Support Services	Other Support Services	Total Current Expenditures
Maricopa County							
Gila Bend Unified District	070224000	\$2,302,801	\$129,179	\$722,835	\$402,346	\$1,054,293	\$4,611,454
Total Attending ADM: 465.350	Per ADM Amounts:	\$4,949	\$278	\$1,553	\$865	\$2,266	\$9,910
Gilbert Unified District	070241000	\$128,270,683	\$2,603,423	\$16,223,629	\$14,425,741	\$48,043,152	\$209,566,628
Total Attending ADM: 35,514.165	Per ADM Amounts:	\$3,612	\$73	\$457	\$406	\$1,353	\$5,901
Glendale Elementary District	070440000	\$43,559,557	\$3,531,187	\$9,093,362	\$4,326,795	\$23,389,277	\$83,900,178
Total Attending ADM: 12,787.265	Per ADM Amounts:	\$3,406	\$276	\$711	\$338	\$1,829	\$6,561
Glendale Union High School District	070505000	\$59,241,377	\$1,936,328	\$8,524,371	\$6,080,393	\$27,279,532	\$103,062,001
Total Attending ADM: 14,786.002	Per ADM Amounts:	\$4,007	\$131	\$577	\$411	\$1,845	\$6,970
Higley Unified District	070260000	\$20,460,200	\$1,891,923	\$4,173,029	\$2,643,056	\$8,854,037	\$38,022,245
Total Attending ADM: 6,693.472	Per ADM Amounts:	\$3,057	\$283	\$623	\$395	\$1,323	\$5,680
Isaac Elementary District	070405000	\$33,525,600	\$2,035,829	\$5,361,854	\$6,106,988	\$15,528,226	\$62,558,497
Total Attending ADM: 8,052.610	Per ADM Amounts:	\$4,163	\$253	\$666	\$758	\$1,928	\$7,769
Kyrene Elementary District	070428000	\$69,195,299	\$3,682,787	\$8,368,645	\$7,500,553	\$25,083,116	\$113,830,400
Total Attending ADM: 17,455.850	Per ADM Amounts:	\$3,964	\$211	\$479	\$430	\$1,437	\$6,521
Laveen Elementary District	070459000	\$7,529,118	\$272,482	\$2,113,552	\$1,411,880	\$3,856,483	\$15,183,515
Total Attending ADM: 2,689.470	Per ADM Amounts:	\$2,799	\$101	\$786	\$525	\$1,434	\$5,646
Liberty Elementary District	070425000	\$9,937,918	\$559,740	\$1,564,577	\$687,725	\$4,095,020	\$16,844,980
Total Attending ADM: 2,641.310	Per ADM Amounts:	\$3,762	\$212	\$592	\$260	\$1,550	\$6,378
Litchfield Elementary District	070479000	\$23,478,107	\$1,132,651	\$4,121,825	\$2,627,559	\$10,998,140	\$42,358,282
Total Attending ADM: 7,370.420	Per ADM Amounts:	\$3,185	\$154	\$559	\$357	\$1,492	\$5,747
Littleton Elementary District	070465000	\$11,429,139	\$663,970	\$2,124,469	\$1,652,845	\$5,322,353	\$21,192,776
Total Attending ADM: 3,761.365	Per ADM Amounts:	\$3,039	\$177	\$565	\$439	\$1,415	\$5,634
Madison Elementary District	070438000	\$19,438,217	\$1,026,166	\$3,169,208	\$2,869,059	\$8,068,796	\$34,571,446
Total Attending ADM: 4,953.420	Per ADM Amounts:	\$3,924	\$207	\$640	\$579	\$1,629	\$6,979
Maricopa County Regional District	070199000	\$5,298,229	\$263,013	\$2,549,665	\$968,923	\$3,298,402	\$12,378,232
Total Attending ADM: 1,612.838	Per ADM Amounts:	\$3,285	\$163	\$1,581	\$601	\$2,045	\$7,675
Mesa Unified District	070204000	\$283,247,958	\$15,181,079	\$40,592,336	\$28,039,078	\$114,604,095	\$481,664,546
Total Attending ADM: 69,353.762	Per ADM Amounts:	\$4,084	\$219	\$585	\$404	\$1,652	\$6,945
Mobile Elementary District	070386000	\$142,166	\$11,645	\$182,557	\$1,405	\$240,379	\$578,152
Total Attending ADM: 11.360	Per ADM Amounts:	\$12,515	\$1,025	\$16,070	\$124	\$21,160	\$50,894
Morristown Elementary District	070375000	\$869,940	\$20,573	\$228,361	\$40,743	\$317,981	\$1,477,598
Total Attending ADM: 136.220	Per ADM Amounts:	\$6,386	\$151	\$1,676	\$299	\$2,334	\$10,847
Murphy Elementary District	070421000	\$10,876,114	\$952,083	\$2,839,446	\$1,196,044	\$6,244,457	\$22,108,144
Total Attending ADM: 2,497.455	Per ADM Amounts:	\$4,355	\$381	\$1,137	\$479	\$2,500	\$8,852

Current Expenditures for Districts

		Classroom Instruction	Classroom Supplies	Administration	Student Support Services	Other Support Services	Total Current Expenditures
Maricopa County							
Nadaburg Elementary District	070381000	\$4,199,309	\$140,043	\$629,347	\$490,843	\$1,632,121	\$7,091,663
Total Attending ADM: 692.565	Per ADM Amounts:	\$6,063	\$202	\$909	\$709	\$2,357	\$10,240
Osborn Elementary District	070408000	\$13,048,699	\$617,152	\$2,575,103	\$3,052,315	\$8,064,179	\$27,357,448
Total Attending ADM: 3,457.565	Per ADM Amounts:	\$3,774	\$178	\$745	\$883	\$2,332	\$7,912
Palo Verde Elementary District	070449000	\$1,335,845	\$170,980	\$415,261	\$172,090	\$698,929	\$2,793,105
Total Attending ADM: 379.370	Per ADM Amounts:	\$3,521	\$451	\$1,095	\$454	\$1,842	\$7,362
Paloma Elementary District	070394000	\$393,190	\$14,453	\$105,910	\$0	\$222,815	\$736,368
Total Attending ADM: 41.435	Per ADM Amounts:	\$9,489	\$349	\$2,556	\$0	\$5,377	\$17,772
Paradise Valley Unified District	070269000	\$128,401,655	\$7,949,971	\$15,111,702	\$15,463,046	\$49,590,227	\$216,516,601
Total Attending ADM: 33,186.638	Per ADM Amounts:	\$3,869	\$240	\$455	\$466	\$1,494	\$6,524
Pendergast Elementary District	070492000	\$35,698,216	\$1,893,489	\$5,911,664	\$4,460,337	\$15,466,898	\$63,430,604
Total Attending ADM: 9,871.735	Per ADM Amounts:	\$3,616	\$192	\$599	\$452	\$1,567	\$6,425
Peoria Unified School District	070211000	\$139,483,403	\$1,667,434	\$19,067,866	\$20,811,010	\$44,836,476	\$225,866,189
Total Attending ADM: 36,228.982	Per ADM Amounts:	\$3,850	\$46	\$526	\$574	\$1,238	\$6,234
Phoenix Elementary District	070401000	\$38,064,975	\$2,784,756	\$7,930,055	\$5,120,231	\$19,189,244	\$73,089,261
Total Attending ADM: 7,359.992	Per ADM Amounts:	\$5,172	\$378	\$1,077	\$696	\$2,607	\$9,931
Phoenix Union High School District	070510000	\$115,943,658	\$6,547,294	\$17,574,879	\$23,078,808	\$54,778,986	\$217,923,625
Total Attending ADM: 23,477.778	Per ADM Amounts:	\$4,938	\$279	\$749	\$983	\$2,333	\$9,282
Queen Creek Unified District	070295000	\$14,043,264	\$1,420,152	\$2,435,492	\$1,545,029	\$7,007,826	\$26,451,763
Total Attending ADM: 3,694.258	Per ADM Amounts:	\$3,801	\$384	\$659	\$418	\$1,897	\$7,160
Riverside Elementary District	070402000	\$2,792,646	\$404,780	\$820,437	\$528,700	\$1,247,214	\$5,793,777
Total Attending ADM: 750.490	Per ADM Amounts:	\$3,721	\$539	\$1,093	\$704	\$1,662	\$7,720
Roosevelt Elementary District	070466000	\$52,697,862	\$4,961,038	\$9,939,175	\$3,481,098	\$25,801,107	\$96,880,280
Total Attending ADM: 11,899.005	Per ADM Amounts:	\$4,429	\$417	\$835	\$293	\$2,168	\$8,142
Saddle Mountain Unified School District	070290000	\$5,572,806	\$178,742	\$821,056	\$588,597	\$2,406,913	\$9,568,114
Total Attending ADM: 912.185	Per ADM Amounts:	\$6,109	\$196	\$900	\$645	\$2,639	\$10,489
Scottsdale Unified District	070248000	\$98,650,712	\$10,031,674	\$11,515,673	\$13,126,198	\$48,197,363	\$181,521,620
Total Attending ADM: 25,534.460	Per ADM Amounts:	\$3,863	\$393	\$451	\$514	\$1,888	\$7,109
Sentinel Elementary District	070371000	\$338,435	\$20,268	\$70,523	\$1,238	\$324,123	\$754,587
Total Attending ADM: 36.430	Per ADM Amounts:	\$9,290	\$556	\$1,936	\$34	\$8,897	\$20,713
Tempe School District	070403000	\$54,016,770	\$2,270,826	\$9,618,041	\$8,136,343	\$27,094,005	\$101,135,985
Total Attending ADM: 12,684.015	Per ADM Amounts:	\$4,259	\$179	\$758	\$641	\$2,136	\$7,973
Tempe Union High School District	070513000	\$50,358,813	\$3,587,175	\$7,802,466	\$6,322,050	\$21,663,173	\$89,733,677
Total Attending ADM: 13,302.745	Per ADM Amounts:	\$3,786	\$270	\$587	\$475	\$1,628	\$6,746

Current Expenditures for Districts		Classroom Instruction	Classroom Supplies	Administration	Student Support Services	Other Support Services	Total Current Expenditures
Maricopa County							
Tolleson Elementary District	070417000	\$6,310,483	\$47,841	\$2,115,632	\$355,542	\$2,429,508	\$11,259,006
Total Attending ADM: 2,503.595	Per ADM Amounts:	\$2,521	\$19	\$845	\$142	\$970	\$4,497
Tolleson Union High School District	070514000	\$24,230,519	\$1,998,169	\$2,885,430	\$3,863,552	\$10,414,331	\$43,392,001
Total Attending ADM: 7,346.812	Per ADM Amounts:	\$3,298	\$272	\$393	\$526	\$1,418	\$5,906
Union Elementary District	070462000	\$3,103,815	\$306,119	\$862,158	\$290,313	\$2,263,164	\$6,825,569
Total Attending ADM: 988.315	Per ADM Amounts:	\$3,141	\$310	\$872	\$294	\$2,290	\$6,906
Washington Elementary School District	070406000	\$94,842,505	\$2,118,589	\$13,046,667	\$11,030,607	\$37,408,475	\$158,446,843
Total Attending ADM: 23,206.340	Per ADM Amounts:	\$4,087	\$91	\$562	\$475	\$1,612	\$6,828
West-MEC - Western Maricopa Education Center	070802000	\$10,151,734	\$1,213	\$882,702	\$316	\$188,183	\$11,224,148
Total Attending ADM: 3,674.565	Per ADM Amounts:	\$2,763	\$0	\$240	\$0	\$51	\$3,055
Wickenburg Unified District	070209000	\$5,276,108	\$260,968	\$1,147,415	\$360,815	\$3,085,159	\$10,130,465
Total Attending ADM: 1,413.290	Per ADM Amounts:	\$3,733	\$185	\$812	\$255	\$2,183	\$7,168
Wilson Elementary District	070407000	\$6,325,443	\$418,130	\$1,372,636	\$728,021	\$2,918,706	\$11,762,936
Total Attending ADM: 1,203.620	Per ADM Amounts:	\$5,255	\$347	\$1,140	\$605	\$2,425	\$9,773
Maricopa Totals		\$2,218,867,599	\$115,322,878	\$336,807,263	\$266,885,174	\$885,046,342	\$3,822,929,256
Total Attending ADM: 573,885.090	Per ADM Amounts:	\$3,866	\$201	\$587	\$465	\$1,542	\$6,661

Current Expenditures for Districts		Classroom Instruction	Classroom Supplies	Administration	Student Support Services	Other Support Services	Total Current Expenditures
Mohave County							
Bullhead City Elementary District	080415000	\$12,836,781	\$1,564,252	\$1,992,999	\$715,184	\$5,315,002	\$22,424,218
Total Attending ADM: 3,699.535	Per ADM Amounts:	\$3,470	\$423	\$539	\$193	\$1,437	\$6,061
Colorado City Unified District	080214000	\$567,785	\$80,871	\$879,066	\$217,562	\$1,338,233	\$3,083,517
Total Attending ADM: 359.595	Per ADM Amounts:	\$1,579	\$225	\$2,445	\$605	\$3,722	\$8,575
Colorado River Union High School District	080502000	\$7,541,413	\$426,983	\$1,049,058	\$947,859	\$3,097,082	\$13,062,395
Total Attending ADM: 2,346.115	Per ADM Amounts:	\$3,214	\$182	\$447	\$404	\$1,320	\$5,568
Hackberry School District	080303000	\$0	\$0	\$0	\$0	\$0	\$0
Total Attending ADM: 54.630	Per ADM Amounts:	\$0	\$0	\$0	\$0	\$0	\$0
Kingman Unified School District	080220000	\$23,064,990	\$977,362	\$4,242,981	\$3,373,338	\$11,701,044	\$43,359,715
Total Attending ADM: 7,318.205	Per ADM Amounts:	\$3,152	\$134	\$580	\$461	\$1,599	\$5,925
Lake Havasu Unified District	080201000	\$22,577,874	\$1,423,387	\$3,297,658	\$2,424,053	\$8,695,721	\$38,418,693
Total Attending ADM: 6,235.538	Per ADM Amounts:	\$3,621	\$228	\$529	\$389	\$1,395	\$6,161
Littlefield Unified District	080209000	\$1,924,980	\$44,428	\$569,478	\$80,329	\$1,042,446	\$3,661,661
Total Attending ADM: 491.555	Per ADM Amounts:	\$3,916	\$90	\$1,159	\$163	\$2,121	\$7,449
Mohave Valley Elementary District	080416000	\$5,901,254	\$266,998	\$918,993	\$519,248	\$2,910,230	\$10,516,723
Total Attending ADM: 1,833.765	Per ADM Amounts:	\$3,218	\$146	\$501	\$283	\$1,587	\$5,735
Owens-Whitney Elementary District	080306000	\$294,509	\$29,816	\$61,993	\$11,407	\$134,765	\$532,490
Total Attending ADM: 30.170	Per ADM Amounts:	\$9,762	\$988	\$2,055	\$378	\$4,467	\$17,650
Peach Springs Unified District	080208000	\$3,425,979	\$36,161	\$420,364	\$7,150	\$801,798	\$4,691,452
Total Attending ADM: 601.650	Per ADM Amounts:	\$5,694	\$60	\$699	\$12	\$1,333	\$7,798
Topock Elementary District	080412000	\$619,032	\$23,814	\$134,069	\$63,999	\$248,526	\$1,089,440
Total Attending ADM: 133.065	Per ADM Amounts:	\$4,652	\$179	\$1,008	\$481	\$1,868	\$8,187
Valentine Elementary District	080322000	\$0	\$0	\$0	\$0	\$0	\$0
Total Attending ADM: 57.455	Per ADM Amounts:	\$0	\$0	\$0	\$0	\$0	\$0
Yucca Elementary District	080313000	\$188,848	\$4,209	\$53,114	\$4,936	\$33,540	\$284,647
Total Attending ADM: 28.350	Per ADM Amounts:	\$6,661	\$148	\$1,874	\$174	\$1,183	\$10,040
Mohave Totals		\$78,943,445	\$4,878,281	\$13,619,773	\$8,365,065	\$35,318,387	\$141,124,951
Total Attending ADM: 23,189.628	Per ADM Amounts:	\$3,404	\$210	\$587	\$361	\$1,523	\$6,086

Current Expenditures for Districts		Classroom Instruction	Classroom Supplies	Administration	Student Support Services	Other Support Services	Total Current Expenditures
Navajo County							
Blue Ridge Unified District	090232000	\$10,335,349	\$500,684	\$1,850,658	\$861,405	\$3,818,387	\$17,366,483
Total Attending ADM: 2,637.228	Per ADM Amounts:	\$3,919	\$190	\$702	\$327	\$1,448	\$6,585
Cedar Unified District	090225000	\$3,105,312	\$369,645	\$949,558	\$383,920	\$2,441,366	\$7,249,801
Total Attending ADM: 443.435	Per ADM Amounts:	\$7,003	\$834	\$2,141	\$866	\$5,506	\$16,349
Heber-Overgaard Unified District	090206000	\$2,273,271	\$75,430	\$702,960	\$227,694	\$1,454,163	\$4,733,518
Total Attending ADM: 578.495	Per ADM Amounts:	\$3,930	\$130	\$1,215	\$394	\$2,514	\$8,182
Holbrook Unified District	090203000	\$9,369,157	\$731,293	\$1,842,655	\$1,214,504	\$5,047,769	\$18,205,378
Total Attending ADM: 1,956.235	Per ADM Amounts:	\$4,789	\$374	\$942	\$621	\$2,580	\$9,306
Joseph City Unified District	090202000	\$2,389,404	\$177,858	\$572,452	\$345,603	\$1,356,551	\$4,841,868
Total Attending ADM: 461.878	Per ADM Amounts:	\$5,173	\$385	\$1,239	\$748	\$2,937	\$10,483
Kayenta Unified District	090227000	\$10,167,893	\$1,045,234	\$3,004,467	\$1,622,288	\$8,820,014	\$24,659,896
Total Attending ADM: 2,303.400	Per ADM Amounts:	\$4,414	\$454	\$1,304	\$704	\$3,829	\$10,706
NAVIT	090835000	\$5,481,323	\$161,325	\$581,898	\$48,348	\$352,783	\$6,625,677
Total Attending ADM: 1,311.725	Per ADM Amounts:	\$4,179	\$123	\$444	\$37	\$269	\$5,051
Northeast Arizona Technological Institute of	090836000	\$846,295	\$1,490	\$308,685	\$25,367	\$133,729	\$1,315,566
Total Attending ADM: 804.460	Per ADM Amounts:	\$1,052	\$2	\$384	\$32	\$166	\$1,635
Pinon Unified District	090204000	\$5,866,380	\$262,072	\$1,710,738	\$1,448,281	\$5,286,128	\$14,573,599
Total Attending ADM: 1,329.890	Per ADM Amounts:	\$4,411	\$197	\$1,286	\$1,089	\$3,975	\$10,958
Rainbow Accommodation School	090199000	\$344,598	\$11,327	\$91,582	\$69,536	\$152,636	\$669,679
Total Attending ADM: 19.080	Per ADM Amounts:	\$18,061	\$594	\$4,800	\$3,644	\$8,000	\$35,098
Show Low Unified District	090210000	\$8,085,287	\$172,058	\$1,422,644	\$851,052	\$4,314,548	\$14,845,589
Total Attending ADM: 2,440.088	Per ADM Amounts:	\$3,314	\$71	\$583	\$349	\$1,768	\$6,084
Snowflake Unified District	090205000	\$8,207,026	\$734,362	\$1,243,572	\$1,349,944	\$3,803,060	\$15,337,964
Total Attending ADM: 2,412.708	Per ADM Amounts:	\$3,402	\$304	\$515	\$560	\$1,576	\$6,357
Whiteriver Unified District	090220000	\$11,959,138	\$931,071	\$2,353,929	\$1,556,633	\$5,368,932	\$22,169,703
Total Attending ADM: 2,196.055	Per ADM Amounts:	\$5,446	\$424	\$1,072	\$709	\$2,445	\$10,095
Winslow Unified District	090201000	\$8,290,958	\$573,691	\$2,121,516	\$598,182	\$4,446,383	\$16,030,730
Total Attending ADM: 2,358.160	Per ADM Amounts:	\$3,516	\$243	\$900	\$254	\$1,886	\$6,798
Navajo Totals		\$86,721,391	\$5,747,540	\$18,757,314	\$10,602,757	\$46,796,449	\$168,625,451
Total Attending ADM: 21,252.837	Per ADM Amounts:	\$4,080	\$270	\$883	\$499	\$2,202	\$7,934

Current Expenditures for Districts

		Classroom Instruction	Classroom Supplies	Administration	Student Support Services	Other Support Services	Total Current Expenditures
Pima County							
Ajo Unified District	100215000	\$1,857,649	\$175,076	\$542,738	\$201,640	\$921,859	\$3,698,962
Total Attending ADM: 481.835	Per ADM Amounts:	\$3,855	\$363	\$1,126	\$418	\$1,913	\$7,677
Altar Valley Elementary District	100351000	\$4,612,137	\$189,532	\$665,231	\$420,192	\$2,257,443	\$8,144,535
Total Attending ADM: 672.715	Per ADM Amounts:	\$6,856	\$282	\$989	\$625	\$3,356	\$12,107
Amphitheater Unified District	100210000	\$58,649,645	\$2,843,526	\$9,697,326	\$7,700,564	\$34,236,925	\$113,127,986
Total Attending ADM: 16,045.380	Per ADM Amounts:	\$3,655	\$177	\$604	\$480	\$2,134	\$7,051
Catalina Foothills Unified District	100216000	\$18,792,759	\$727,046	\$4,109,254	\$1,731,361	\$10,825,829	\$36,186,249
Total Attending ADM: 4,838.690	Per ADM Amounts:	\$3,884	\$150	\$849	\$358	\$2,237	\$7,479
Continental Elementary District	100339000	\$1,432,873	\$23,213	\$290,358	\$67,553	\$514,495	\$2,328,492
Total Attending ADM: 290.130	Per ADM Amounts:	\$4,939	\$80	\$1,001	\$233	\$1,773	\$8,026
Empire Elementary District	100337000	\$0	\$0	\$0	\$0	\$0	\$0
Total Attending ADM: 0.000	Per ADM Amounts:						
Flowing Wells Unified District	100208000	\$22,246,211	\$1,201,396	\$3,462,355	\$2,435,173	\$9,648,597	\$38,993,732
Total Attending ADM: 5,798.405	Per ADM Amounts:	\$3,837	\$207	\$597	\$420	\$1,664	\$6,725
Indian Oasis-Baboquivari Unified District	100240000	\$6,345,449	\$451,327	\$1,561,110	\$1,175,951	\$4,626,270	\$14,160,107
Total Attending ADM: 1,096.850	Per ADM Amounts:	\$5,785	\$411	\$1,423	\$1,072	\$4,218	\$12,910
Marana Unified District	100206000	\$45,757,452	\$2,075,049	\$5,919,087	\$4,410,762	\$22,752,289	\$80,914,639
Total Attending ADM: 12,730.558	Per ADM Amounts:	\$3,594	\$163	\$465	\$346	\$1,787	\$6,356
Pima Accommodation District	100100000	\$734,382	\$35,754	\$266,700	\$39,349	\$120,222	\$1,196,407
Total Attending ADM: 142.910	Per ADM Amounts:	\$5,139	\$250	\$1,866	\$275	\$841	\$8,372
Redington Elementary District	100344000	\$0	\$0	\$0	\$0	\$0	\$0
Total Attending ADM: 0.000	Per ADM Amounts:						
Sahuarita Unified District	100230000	\$11,359,177	\$777,064	\$2,234,999	\$1,324,974	\$15,741,973	\$31,438,187
Total Attending ADM: 3,499.915	Per ADM Amounts:	\$3,246	\$222	\$639	\$379	\$4,498	\$8,983
San Fernando Elementary District	100335000	\$120,032	\$5,455	\$43,707	\$2,650	\$113,280	\$285,124
Total Attending ADM: 14.270	Per ADM Amounts:	\$8,411	\$382	\$3,063	\$186	\$7,938	\$19,981
Sunnyside Unified District	100212000	\$67,127,008	\$3,286,602	\$8,958,053	\$10,489,046	\$32,192,761	\$122,053,470
Total Attending ADM: 15,772.115	Per ADM Amounts:	\$4,256	\$208	\$568	\$665	\$2,041	\$7,739
Tanque Verde Unified District	100213000	\$7,159,213	\$271,721	\$1,269,542	\$530,647	\$2,252,378	\$11,483,501
Total Attending ADM: 1,276.260	Per ADM Amounts:	\$5,610	\$213	\$995	\$416	\$1,765	\$8,998
Tucson Unified District	100201000	\$231,209,306	\$10,467,868	\$46,334,389	\$38,014,170	\$117,650,811	\$443,676,544
Total Attending ADM: 57,168.678	Per ADM Amounts:	\$4,044	\$183	\$810	\$665	\$2,058	\$7,761
Vail Unified District	100220000	\$24,523,864	\$702,991	\$3,736,749	\$2,734,499	\$9,482,856	\$41,180,959
Total Attending ADM: 7,007.310	Per ADM Amounts:	\$3,500	\$100	\$533	\$390	\$1,353	\$5,877
Pima Totals		\$501,927,157	\$23,233,620	\$89,091,598	\$71,278,531	\$263,337,988	\$948,868,894
Total Attending ADM: 126,836.021	Per ADM Amounts:	\$3,957	\$183	\$702	\$562	\$2,076	\$7,481

Current Expenditures for Districts		Classroom Instruction	Classroom Supplies	Administration	Student Support Services	Other Support Services	Total Current Expenditures
Pinal County							
Apache Junction Unified District	110243000	\$19,249,833	\$567,832	\$3,437,860	\$2,861,762	\$10,426,674	\$36,543,961
Total Attending ADM: 5,604.092	Per ADM Amounts:	\$3,435	\$101	\$613	\$511	\$1,861	\$6,521
Casa Grande Elementary District	110404000	\$21,124,827	\$1,290,570	\$3,878,827	\$2,658,965	\$11,746,196	\$40,699,385
Total Attending ADM: 6,191.980	Per ADM Amounts:	\$3,412	\$208	\$626	\$429	\$1,897	\$6,573
Casa Grande Union High School District	110502000	\$12,628,605	\$699,959	\$2,235,319	\$2,142,223	\$5,398,416	\$23,104,522
Total Attending ADM: 2,992.672	Per ADM Amounts:	\$4,220	\$234	\$747	\$716	\$1,804	\$7,720
Central Arizona Valley Institute of Technology	110801000	\$2,448,774	\$21,019	\$299,098	\$1,146	\$33,354	\$2,803,391
Total Attending ADM: 934.732	Per ADM Amounts:	\$2,620	\$22	\$320	\$1	\$36	\$2,999
Cobre Valley Institute of Technology District	110802000	\$282,070	\$0	\$220,751	\$0	\$34,434	\$537,255
Total Attending ADM: 87.992	Per ADM Amounts:	\$3,206	\$0	\$2,509	\$0	\$391	\$6,106
Coolidge Unified District	110221000	\$12,829,711	\$899,198	\$3,067,323	\$2,109,407	\$6,182,401	\$25,088,040
Total Attending ADM: 3,770.470	Per ADM Amounts:	\$3,403	\$238	\$814	\$559	\$1,640	\$6,654
Eloy Elementary District	110411000	\$4,400,716	\$368,689	\$952,486	\$944,033	\$2,282,341	\$8,948,265
Total Attending ADM: 1,132.515	Per ADM Amounts:	\$3,886	\$326	\$841	\$834	\$2,015	\$7,901
Florence Unified School District	110201000	\$17,713,477	\$1,812,719	\$2,654,664	\$1,338,250	\$6,747,264	\$30,266,374
Total Attending ADM: 4,541.330	Per ADM Amounts:	\$3,901	\$399	\$585	\$295	\$1,486	\$6,665
J O Combs Elementary District	110344000	\$9,981,587	\$435,078	\$1,365,065	\$328,612	\$2,455,921	\$14,566,263
Total Attending ADM: 1,783.535	Per ADM Amounts:	\$5,597	\$244	\$765	\$184	\$1,377	\$8,167
Mammoth-San Manuel Unified District	110208000	\$4,161,791	\$278,238	\$796,881	\$331,886	\$1,645,721	\$7,214,517
Total Attending ADM: 1,216.455	Per ADM Amounts:	\$3,421	\$229	\$655	\$273	\$1,353	\$5,931
Maricopa Unified School District	110220000	\$7,738,852	\$375,082	\$2,188,478	\$1,117,378	\$3,777,034	\$15,196,824
Total Attending ADM: 2,422.620	Per ADM Amounts:	\$3,194	\$155	\$903	\$461	\$1,559	\$6,273
Mary C O'Brien Accommodation District	110100000	\$1,276,352	\$84,626	\$490,066	\$264,537	\$998,239	\$3,113,820
Total Attending ADM: 204.175	Per ADM Amounts:	\$6,251	\$414	\$2,400	\$1,296	\$4,889	\$15,251
Oracle Elementary District	110302000	\$3,110,292	\$58,682	\$480,467	\$199,650	\$1,036,451	\$4,885,542
Total Attending ADM: 363.055	Per ADM Amounts:	\$8,567	\$162	\$1,323	\$550	\$2,855	\$13,457
Picacho Elementary District	110433000	\$876,926	\$60,933	\$264,653	\$75,885	\$399,426	\$1,677,823
Total Attending ADM: 222.670	Per ADM Amounts:	\$3,938	\$274	\$1,189	\$341	\$1,794	\$7,535
Ray Unified District	110203000	\$2,490,497	\$117,906	\$688,915	\$328,512	\$1,267,156	\$4,892,986
Total Attending ADM: 598.590	Per ADM Amounts:	\$4,161	\$197	\$1,151	\$549	\$2,117	\$8,174
Red Rock Elementary District	110405000	\$462,782	\$31,388	\$185,462	\$12,027	\$199,534	\$891,193
Total Attending ADM: 86.580	Per ADM Amounts:	\$5,345	\$363	\$2,142	\$139	\$2,305	\$10,293
Sacaton Elementary District	110418000	\$3,433,647	\$360,977	\$1,224,035	\$647,532	\$1,743,963	\$7,410,154
Total Attending ADM: 429.735	Per ADM Amounts:	\$7,990	\$840	\$2,848	\$1,507	\$4,058	\$17,244

Current Expenditures for Districts

		Classroom Instruction	Classroom Supplies	Administration	Student Support Services	Other Support Services	Total Current Expenditures
Pinal County							
Santa Cruz Valley Union High School District	110540000	\$2,309,115	\$163,251	\$804,753	\$423,367	\$1,813,232	\$5,513,718
Total Attending ADM: 497.580	Per ADM Amounts:	\$4,641	\$328	\$1,617	\$851	\$3,644	\$11,081
Stanfield Elementary District	110424000	\$2,675,662	\$271,481	\$1,005,629	\$549,418	\$1,898,565	\$6,400,755
Total Attending ADM: 696.630	Per ADM Amounts:	\$3,841	\$390	\$1,444	\$789	\$2,725	\$9,188
Superior Unified School District	110215000	\$2,303,309	\$86,730	\$626,824	\$169,980	\$0	\$3,186,843
Total Attending ADM: 491.230	Per ADM Amounts:	\$4,689	\$177	\$1,276	\$346	\$0	\$6,487
Toltec Elementary District	110422000	\$4,052,448	\$360,271	\$642,033	\$108,952	\$1,665,458	\$6,829,162
Total Attending ADM: 1,151.215	Per ADM Amounts:	\$3,520	\$313	\$558	\$95	\$1,447	\$5,932
Pinal Totals		\$135,551,273	\$8,344,629	\$27,509,589	\$16,613,522	\$61,751,780	\$249,770,793
Total Attending ADM: 35,419.853	Per ADM Amounts:	\$3,827	\$236	\$777	\$469	\$1,743	\$7,052

Current Expenditures for Districts

		Classroom Instruction	Classroom Supplies	Administration	Student Support Services	Other Support Services	Total Current Expenditures
Santa Cruz County							
Nogales Unified District	120201000	\$20,085,885	\$2,652,891	\$3,133,018	\$6,301,465	\$7,330,713	\$39,503,972
Total Attending ADM: 5,895.105	Per ADM Amounts:	\$3,407	\$450	\$531	\$1,069	\$1,244	\$6,701
Patagonia Elementary District	120406000	\$564,570	\$36,277	\$168,325	\$32,657	\$312,150	\$1,113,979
Total Attending ADM: 76.085	Per ADM Amounts:	\$7,420	\$477	\$2,212	\$429	\$4,103	\$14,641
Patagonia Union High School District	120520000	\$494,120	\$41,025	\$209,545	\$39,732	\$479,985	\$1,264,407
Total Attending ADM: 86.280	Per ADM Amounts:	\$5,727	\$475	\$2,429	\$461	\$5,563	\$14,655
Santa Cruz County Regional School District	120199000	\$525,023	\$35,000	\$552,854	\$183,071	\$89,463	\$1,385,411
Total Attending ADM: 37.140	Per ADM Amounts:	\$14,136	\$942	\$14,886	\$4,929	\$2,409	\$37,302
Santa Cruz Elementary District	120328000	\$823,362	\$42,143	\$244,663	\$167	\$247,053	\$1,357,388
Total Attending ADM: 147.410	Per ADM Amounts:	\$5,586	\$286	\$1,660	\$1	\$1,676	\$9,208
Santa Cruz Valley Unified District	120235000	\$11,830,354	\$779,018	\$2,459,894	\$1,262,476	\$5,511,256	\$21,842,998
Total Attending ADM: 3,338.358	Per ADM Amounts:	\$3,544	\$233	\$737	\$378	\$1,651	\$6,543
Sonoita Elementary District	120425000	\$1,198,954	\$142,547	\$210,424	\$21,629	\$423,943	\$1,997,497
Total Attending ADM: 137.390	Per ADM Amounts:	\$8,727	\$1,038	\$1,532	\$157	\$3,086	\$14,539
Santa Cruz Totals		\$35,522,268	\$3,728,901	\$6,978,723	\$7,841,197	\$14,394,563	\$68,465,652
Total Attending ADM: 9,717.768	Per ADM Amounts:	\$3,655	\$384	\$718	\$807	\$1,481	\$7,045

Current Expenditures for Districts		Classroom Instruction	Classroom Supplies	Administration	Student Support Services	Other Support Services	Total Current Expenditures
Yavapai County							
Ash Fork Joint Unified District	130231000	\$1,456,304	\$68,623	\$843,278	\$174,062	\$461,524	\$3,003,791
Total Attending ADM: 196.290	Per ADM Amounts:	\$7,419	\$350	\$4,296	\$887	\$2,351	\$15,303
Bagdad Unified District	130220000	\$1,295,026	\$105,258	\$539,965	\$61,242	\$795,788	\$2,797,279
Total Attending ADM: 335.895	Per ADM Amounts:	\$3,855	\$313	\$1,608	\$182	\$2,369	\$8,328
Beaver Creek Elementary District	130326000	\$1,048,919	\$55,029	\$184,725	\$41,153	\$0	\$1,329,826
Total Attending ADM: 307.460	Per ADM Amounts:	\$3,412	\$179	\$601	\$134	\$0	\$4,325
Camp Verde Unified District	130228000	\$4,911,214	\$295,102	\$912,912	\$787,598	\$2,574,717	\$9,481,543
Total Attending ADM: 1,452.522	Per ADM Amounts:	\$3,381	\$203	\$629	\$542	\$1,773	\$6,528
Canon Elementary District	130350000	\$1,110,673	\$37,327	\$280,374	\$10,671	\$491,383	\$1,930,428
Total Attending ADM: 172.200	Per ADM Amounts:	\$6,450	\$217	\$1,628	\$62	\$2,854	\$11,210
Champie Elementary District	130314000	\$21,983	\$0	\$2,458	\$0	\$4,243	\$28,684
Total Attending ADM: 0.000	Per ADM Amounts:						
Chino Valley Unified District	130251000	\$9,445,137	\$527,343	\$2,458,252	\$978,416	\$4,076,367	\$17,485,515
Total Attending ADM: 2,610.892	Per ADM Amounts:	\$3,618	\$202	\$942	\$375	\$1,561	\$6,697
Clarkdale-Jerome Elementary District	130403000	\$1,589,634	\$79,863	\$224,598	\$219,943	\$613,445	\$2,727,483
Total Attending ADM: 373.630	Per ADM Amounts:	\$4,255	\$214	\$601	\$589	\$1,642	\$7,300
Congress Elementary District	130317000	\$863,510	\$28,817	\$187,156	\$24,681	\$288,537	\$1,392,701
Total Attending ADM: 112.374	Per ADM Amounts:	\$7,684	\$256	\$1,665	\$220	\$2,568	\$12,393
Cottonwood-Oak Creek Elementary District	130406000	\$8,010,415	\$409,382	\$1,680,019	\$1,071,321	\$4,280,460	\$15,451,597
Total Attending ADM: 2,452.145	Per ADM Amounts:	\$3,267	\$167	\$685	\$437	\$1,746	\$6,301
Crown King Elementary District	130341000	\$94,953	\$2,315	\$15,383	\$1,816	\$13,531	\$127,998
Total Attending ADM: 6.475	Per ADM Amounts:	\$14,665	\$358	\$2,376	\$280	\$2,090	\$19,768
Hillside Elementary District	130335000	\$136,685	\$19,805	\$23,131	\$10,738	\$42,344	\$232,703
Total Attending ADM: 16.000	Per ADM Amounts:	\$8,543	\$1,238	\$1,446	\$671	\$2,647	\$14,544
Humboldt Unified District	130222000	\$19,948,485	\$1,255,999	\$3,222,627	\$2,435,865	\$9,489,415	\$36,352,391
Total Attending ADM: 5,910.412	Per ADM Amounts:	\$3,375	\$213	\$545	\$412	\$1,606	\$6,151
Kirkland Elementary District	130323000	\$562,387	\$26,430	\$128,053	\$20,617	\$165,412	\$902,899
Total Attending ADM: 70.061	Per ADM Amounts:	\$8,027	\$377	\$1,828	\$294	\$2,361	\$12,887
Mayer Unified School District	130243000	\$2,084,286	\$134,919	\$526,445	\$244,238	\$1,146,159	\$4,136,047
Total Attending ADM: 544.800	Per ADM Amounts:	\$3,826	\$248	\$966	\$448	\$2,104	\$7,592
Mingus Union High School District	130504000	\$4,592,279	\$230,607	\$804,633	\$835,567	\$1,418,846	\$7,881,932
Total Attending ADM: 1,245.410	Per ADM Amounts:	\$3,687	\$185	\$646	\$671	\$1,139	\$6,329
Prescott Unified District	130201000	\$19,026,208	\$242,872	\$3,131,462	\$2,303,757	\$7,222,356	\$31,926,655
Total Attending ADM: 5,272.512	Per ADM Amounts:	\$3,609	\$46	\$594	\$437	\$1,370	\$6,055

Current Expenditures for Districts		Classroom Instruction	Classroom Supplies	Administration	Student Support Services	Other Support Services	Total Current Expenditures
Yavapai County							
Sedona-Oak Creek Joint Unified District	130209000	\$5,539,273	\$377,886	\$1,262,584	\$738,840	\$3,117,306	\$11,035,889
Total Attending ADM: 1,463.290	Per ADM Amounts:	\$3,785	\$258	\$863	\$505	\$2,130	\$7,542
Seligman Unified District	130240000	\$0	\$0	\$0	\$0	\$0	\$0
Total Attending ADM: 152.245	Per ADM Amounts:	\$0	\$0	\$0	\$0	\$0	\$0
Skull Valley Elementary District	130315000	\$291,055	\$12,922	\$66,759	\$4,305	\$120,689	\$495,730
Total Attending ADM: 28.285	Per ADM Amounts:	\$10,290	\$457	\$2,360	\$152	\$4,267	\$17,526
Valley Academy for Career and Technology	130801000	\$1,155,983	\$1,102	\$346,780	\$40,113	\$490,593	\$2,034,571
Total Attending ADM: 370.678	Per ADM Amounts:	\$3,119	\$3	\$936	\$108	\$1,324	\$5,489
Walnut Grove Elementary District	130307000	\$41,711	\$0	\$22,437	\$0	\$45,546	\$109,694
Total Attending ADM: 0.000	Per ADM Amounts:						
Williamson Valley Elementary School District	130302000	\$152,946	\$0	\$20,585	\$0	\$43,906	\$217,437
Total Attending ADM: 0.000	Per ADM Amounts:						
Yarnell Elementary District	130352000	\$525,833	\$10,608	\$157,512	\$34,491	\$205,422	\$933,866
Total Attending ADM: 36.485	Per ADM Amounts:	\$14,412	\$291	\$4,317	\$945	\$5,630	\$25,596
Yavapai Accommodation School District	130199000	\$223,411	\$43,209	\$170,326	\$49,630	\$43,478	\$530,054
Total Attending ADM: 71.615	Per ADM Amounts:	\$3,120	\$603	\$2,378	\$693	\$607	\$7,401
Yavapai Totals		\$84,128,310	\$3,965,418	\$17,212,454	\$10,089,064	\$37,151,467	\$152,546,713
Total Attending ADM: 23,201.676	Per ADM Amounts:	\$3,626	\$171	\$742	\$435	\$1,601	\$6,575

Current Expenditures for Districts		Classroom Instruction	Classroom Supplies	Administration	Student Support Services	Other Support Services	Total Current Expenditures
Yuma County							
Antelope Union High School District	140550000	\$1,458,059	\$97,128	\$398,744	\$103,275	\$923,462	\$2,980,668
Total Attending ADM: 349.480	Per ADM Amounts:	\$4,172	\$278	\$1,141	\$296	\$2,642	\$8,529
Crane Elementary District	140413000	\$23,833,956	\$763,258	\$4,378,659	\$2,043,884	\$9,783,620	\$40,803,377
Total Attending ADM: 5,854.780	Per ADM Amounts:	\$4,071	\$130	\$748	\$349	\$1,671	\$6,969
Gadsden Elementary District	140432000	\$14,857,709	\$1,097,916	\$3,778,803	\$2,042,155	\$10,109,978	\$31,886,561
Total Attending ADM: 4,452.395	Per ADM Amounts:	\$3,337	\$247	\$849	\$459	\$2,271	\$7,162
Hyder Elementary District	140416000	\$905,265	\$37,479	\$164,276	\$10,802	\$562,275	\$1,680,097
Total Attending ADM: 149.845	Per ADM Amounts:	\$6,041	\$250	\$1,096	\$72	\$3,752	\$11,212
Mohawk Valley Elementary District	140417000	\$1,142,827	\$68,205	\$291,381	\$40,071	\$581,861	\$2,124,345
Total Attending ADM: 230.930	Per ADM Amounts:	\$4,949	\$295	\$1,262	\$174	\$2,520	\$9,199
Somerton Elementary District	140411000	\$9,019,130	\$818,470	\$3,698,785	\$1,344,510	\$5,857,279	\$20,738,174
Total Attending ADM: 2,534.295	Per ADM Amounts:	\$3,559	\$323	\$1,459	\$531	\$2,311	\$8,183
Wellton Elementary District	140424000	\$1,719,262	\$119,207	\$319,210	\$66,232	\$689,154	\$2,913,065
Total Attending ADM: 379.670	Per ADM Amounts:	\$4,528	\$314	\$841	\$174	\$1,815	\$7,673
Yuma Elementary District	140401000	\$34,191,858	\$2,348,842	\$7,423,043	\$5,943,355	\$20,956,734	\$70,863,832
Total Attending ADM: 10,036.540	Per ADM Amounts:	\$3,407	\$234	\$740	\$592	\$2,088	\$7,061
Yuma Union High School District	140570000	\$30,691,679	\$755,584	\$4,671,341	\$5,392,306	\$14,653,024	\$56,163,934
Total Attending ADM: 9,818.540	Per ADM Amounts:	\$3,126	\$77	\$476	\$549	\$1,492	\$5,720
Yuma Totals		\$117,819,745	\$6,106,089	\$25,124,242	\$16,986,590	\$64,117,387	\$230,154,053
Total Attending ADM: 33,806.475	Per ADM Amounts:	\$3,485	\$181	\$743	\$502	\$1,897	\$6,808

Current Expenditures for Districts

	Classroom Instruction	Classroom Supplies	Administration	Student Support Services	Other Support Services	Total Current Expenditures	
State Totals	\$3,541,917,116	\$190,954,008	\$600,148,502	\$444,553,482	\$1,557,097,014	\$6,334,670,122	
Total Attending ADM: 914,531.047	Per ADM Amounts:	\$3,873	\$209	\$656	\$486	\$1,703	\$6,927

Current Expenditures for Charters		Classroom Instruction	Classroom Supplies	Administration	Student Support Services	Other Support Services	Total Current Expenditures
Apache County							
4-Winds Academy, Incorporated dba 4-Winds	018752000	\$200,898	\$28,016	\$25,606	\$27,065	\$104,036	\$385,621
Total Attending ADM: 47.725	Per ADM Amounts:	\$4,209	\$587	\$537	\$567	\$2,180	\$8,080
Edkey, Inc. - Mountaineer Academy	018701000	\$99,064	\$158	\$109,282	\$0	\$5,355	\$213,859
Total Attending ADM: 31.095	Per ADM Amounts:	\$3,186	\$5	\$3,514	\$0	\$172	\$6,878
Kin Dah Lichii Olta, Inc.	080208730	\$168,878	\$10,261	\$60,189	\$0	\$75,088	\$314,416
Total Attending ADM: 0.000	Per ADM Amounts:						
Nazlini Community School, Inc.	080208745	\$142,556	\$10,257	\$117,035	\$1,934	\$113,868	\$385,650
Total Attending ADM: 0.000	Per ADM Amounts:						
Renaissance Educational Consortium, Inc.	018756000	\$650,100	\$82,704	\$280,381	\$86,648	\$942,840	\$2,042,673
Total Attending ADM: 186.400	Per ADM Amounts:	\$3,488	\$444	\$1,504	\$465	\$5,058	\$10,959
Apache Totals		\$1,261,496	\$131,396	\$592,493	\$115,647	\$1,241,187	\$3,342,219
Total Attending ADM: 265.220	Per ADM Amounts:	\$4,756	\$495	\$2,234	\$436	\$4,680	\$12,602

Current Expenditures for Charters		Classroom Instruction	Classroom Supplies	Administration	Student Support Services	Other Support Services	Total Current Expenditures
Cochise County							
Cochise Community Development Corporation	028701000	\$610,404	\$12,358	\$155,165	\$109,214	\$447,034	\$1,334,175
Total Attending ADM: 204.825	Per ADM Amounts:	\$2,980	\$60	\$758	\$533	\$2,183	\$6,514
Cochise Private Industry Council	028750000	\$1,478,008	\$166,655	\$1,132,113	\$0	\$681,580	\$3,458,356
Total Attending ADM: 562.355	Per ADM Amounts:	\$2,628	\$296	\$2,013	\$0	\$1,212	\$6,150
Omega Alpha Academy	028751000	\$1,109,002	\$145,759	\$840,467	\$197,093	\$860,438	\$3,152,759
Total Attending ADM: 538.510	Per ADM Amounts:	\$2,059	\$271	\$1,561	\$366	\$1,598	\$5,855
San Pedro Valley High School	020209700	\$0	\$0	\$0	\$0	\$0	\$0
Total Attending ADM: 0.000	Per ADM Amounts:						
Sierra Summit Academy	028752000	\$144,874	\$5,779	\$78,654	\$27,261	\$115,178	\$371,746
Total Attending ADM: 52.900	Per ADM Amounts:	\$2,739	\$109	\$1,487	\$515	\$2,177	\$7,027
Cochise Totals		\$3,342,288	\$330,551	\$2,206,399	\$333,568	\$2,104,230	\$8,317,036
Total Attending ADM: 1,358.590	Per ADM Amounts:	\$2,460	\$243	\$1,624	\$246	\$1,549	\$6,122

Current Expenditures for Charters		Classroom Instruction	Classroom Supplies	Administration	Student Support Services	Other Support Services	Total Current Expenditures
Coconino County							
Excel Education Centers Flagstaff, LLC	038704000	\$157,753	\$15,361	\$179,476	\$90	\$184,920	\$537,600
Total Attending ADM: 96.615	Per ADM Amounts:	\$1,633	\$159	\$1,858	\$1	\$1,914	\$5,564
Flagstaff Arts And Leadership Academy	038750000	\$524,712	\$6,033	\$183,888	\$431	\$205,937	\$921,001
Total Attending ADM: 148.050	Per ADM Amounts:	\$3,544	\$41	\$1,242	\$3	\$1,391	\$6,221
Flagstaff Junior Academy	038752000	\$848,774	\$39,155	\$211,083	\$147,765	\$242,204	\$1,488,981
Total Attending ADM: 199.535	Per ADM Amounts:	\$4,254	\$196	\$1,058	\$741	\$1,214	\$7,462
Flagstaff Unified School District Charter School	038703000	\$111,952	\$0	\$96,020	\$87,774	\$11,124	\$306,870
Total Attending ADM: 41.330	Per ADM Amounts:	\$2,709	\$0	\$2,323	\$2,124	\$269	\$7,425
Montessori Charter School of Flagstaff, Inc.	038705000	\$897,577	\$17,613	\$0	\$0	\$490,957	\$1,406,147
Total Attending ADM: 233.500	Per ADM Amounts:	\$3,844	\$75	\$0	\$0	\$2,103	\$6,022
Mountain School, Inc.	038751000	\$456,527	\$33,858	\$163,630	\$2,193	\$189,379	\$845,587
Total Attending ADM: 127.490	Per ADM Amounts:	\$3,581	\$266	\$1,283	\$17	\$1,485	\$6,633
Northland Preparatory Academy	038701000	\$1,305,995	\$52,089	\$313,803	\$79,418	\$300,357	\$2,051,662
Total Attending ADM: 322.748	Per ADM Amounts:	\$4,046	\$161	\$972	\$246	\$931	\$6,357
Painted Desert Demonstration Projects, Inc.	038753000	\$11,465	\$21,225	\$15,315	\$48,230	\$294,756	\$390,991
Total Attending ADM: 50.025	Per ADM Amounts:	\$229	\$424	\$306	\$964	\$5,892	\$7,816
PEAK School Inc., The	038702000	\$459,763	\$11,273	\$149,579	\$25,145	\$138,631	\$784,391
Total Attending ADM: 114.770	Per ADM Amounts:	\$4,006	\$98	\$1,303	\$219	\$1,208	\$6,834
Pine Forest Education Association, Inc.	038706000	\$875,310	\$38,135	\$137,333	\$178,663	\$134,502	\$1,363,943
Total Attending ADM: 194.985	Per ADM Amounts:	\$4,489	\$196	\$704	\$916	\$690	\$6,995
Tolchii' Kooh, Inc.	038754000	\$0	\$0	\$0	\$0	\$0	\$0
Total Attending ADM: 52.410	Per ADM Amounts:	\$0	\$0	\$0	\$0	\$0	\$0
Visions Unlimited Academy, Inc.	038708000	\$204,506	\$38,389	\$71,508	\$92,666	\$105,246	\$512,315
Total Attending ADM: 61.085	Per ADM Amounts:	\$3,348	\$628	\$1,171	\$1,517	\$1,723	\$8,387
Coconino Totals		\$5,854,334	\$273,131	\$1,521,635	\$662,375	\$2,298,013	\$10,609,488
Total Attending ADM: 1,642.543	Per ADM Amounts:	\$3,564	\$166	\$926	\$403	\$1,399	\$6,459

Current Expenditures for Charters		Classroom Instruction	Classroom Supplies	Administration	Student Support Services	Other Support Services	Total Current Expenditures
Gila County							
Destiny School, Inc.	048701000	\$955,848	\$36,554	\$460,452	\$3,838	\$600,528	\$2,057,220
Total Attending ADM: 219.205	Per ADM Amounts:	\$4,361	\$167	\$2,101	\$18	\$2,740	\$9,385
Excel Education Centers San Carlos, LLC	048702000	\$47,599	\$5,117	\$131,675	\$40	\$91,557	\$275,988
Total Attending ADM: 42.880	Per ADM Amounts:	\$1,110	\$119	\$3,071	\$1	\$2,135	\$6,436
Liberty High School	048750000	\$155,574	\$4,953	\$153,381	\$1,912	\$56,982	\$372,802
Total Attending ADM: 58.940	Per ADM Amounts:	\$2,640	\$84	\$2,602	\$32	\$967	\$6,325
Payson Center for Success	040210700	\$247,996	\$8,003	\$1,935	\$30,018	\$10,987	\$298,939
Total Attending ADM: 0.000	Per ADM Amounts:						
Shelby School The	048703000	\$247,861	\$20,143	\$110,411	\$1,850	\$95,331	\$475,596
Total Attending ADM: 87.010	Per ADM Amounts:	\$2,849	\$232	\$1,269	\$21	\$1,096	\$5,466
Gila Totals		\$1,654,878	\$74,770	\$857,854	\$37,658	\$855,385	\$3,480,545
Total Attending ADM: 408.035	Per ADM Amounts:	\$4,056	\$183	\$2,102	\$92	\$2,096	\$8,530

Current Expenditures for Charters		Classroom Instruction	Classroom Supplies	Administration	Student Support Services	Other Support Services	Total Current Expenditures
Graham County							
Discovery Plus Academy	058703000	\$267,178	\$35,031	\$77,490	\$53,336	\$48,227	\$481,262
Total Attending ADM: 84.060	Per ADM Amounts:	\$3,178	\$417	\$922	\$634	\$574	\$5,725
Gila Educational Group dba Gila Preparatory	058701000	\$419,967	\$39,157	\$130,120	\$19,083	\$132,279	\$740,606
Total Attending ADM: 103.700	Per ADM Amounts:	\$4,050	\$378	\$1,255	\$184	\$1,276	\$7,142
Triumphant Learning Center	058702000	\$219,710	\$17,945	\$123,667	\$148,190	\$0	\$509,512
Total Attending ADM: 85.645	Per ADM Amounts:	\$2,565	\$210	\$1,444	\$1,730	\$0	\$5,949
Graham Totals		\$906,855	\$92,133	\$331,277	\$220,609	\$180,506	\$1,731,380
Total Attending ADM: 273.405	Per ADM Amounts:	\$3,317	\$337	\$1,212	\$807	\$660	\$6,333

Current Expenditures for Charters		Classroom Instruction	Classroom Supplies	Administration	Student Support Services	Other Support Services	Total Current Expenditures
La Paz County							
E.Q. Scholars, Inc.	158701000	\$265,990	\$15,125	\$140,823	\$3,227	\$100,614	\$525,779
Total Attending ADM: 100.280	Per ADM Amounts:	\$2,652	\$151	\$1,404	\$32	\$1,003	\$5,243
La Paz Totals		\$265,990	\$15,125	\$140,823	\$3,227	\$100,614	\$525,779
Total Attending ADM: 100.280	Per ADM Amounts:	\$2,652	\$151	\$1,404	\$32	\$1,003	\$5,243

Current Expenditures for Charters		Classroom Instruction	Classroom Supplies	Administration	Student Support Services	Other Support Services	Total Current Expenditures
Maricopa County							
Academy of Arizona	078799000	\$946,183	\$56,061	\$483,917	\$79	\$1,119,216	\$2,605,456
Total Attending ADM: 305.705	Per ADM Amounts:	\$3,095	\$183	\$1,583	\$0	\$3,661	\$8,523
Academy Of Excellence, Inc.	078604000	\$408,100	\$39,688	\$161,304	\$26,023	\$309,617	\$944,732
Total Attending ADM: 135.900	Per ADM Amounts:	\$3,003	\$292	\$1,187	\$191	\$2,278	\$6,952
Academy with Community Partners Inc	078794000	\$339,437	\$10,602	\$325,907	\$60,063	\$148,410	\$884,419
Total Attending ADM: 191.998	Per ADM Amounts:	\$1,768	\$55	\$1,697	\$313	\$773	\$4,606
Accelerated Learning Center, Inc.	078979000	\$505,606	\$44,646	\$560,619	\$302	\$271,688	\$1,382,861
Total Attending ADM: 284.800	Per ADM Amounts:	\$1,775	\$157	\$1,968	\$1	\$954	\$4,856
Acclaim Charter School	078701000	\$1,056,663	\$38,840	\$352,059	\$194,147	\$700,689	\$2,342,398
Total Attending ADM: 328.805	Per ADM Amounts:	\$3,214	\$118	\$1,071	\$590	\$2,131	\$7,124
Advanced Education Services	078938000	\$183,025	\$8,647	\$0	\$44,732	\$0	\$236,404
Total Attending ADM: 56.895	Per ADM Amounts:	\$3,217	\$152	\$0	\$786	\$0	\$4,155
Advanced Education Services, Inc.	078782000	\$598,798	\$18,486	\$0	\$70,989	\$0	\$688,273
Total Attending ADM: 182.085	Per ADM Amounts:	\$3,289	\$102	\$0	\$390	\$0	\$3,780
Ahwatukee Foothills Prep, Inc.	078501000	\$654,119	\$79,310	\$455,653	\$4,435	\$1,198,403	\$2,391,920
Total Attending ADM: 161.590	Per ADM Amounts:	\$4,048	\$491	\$2,820	\$27	\$7,416	\$14,802
AIBT Non-Profit Charter High School - Phoenix	078793000	\$230,715	\$12,971	\$239,341	\$0	\$259,824	\$742,851
Total Attending ADM: 159.150	Per ADM Amounts:	\$1,450	\$82	\$1,504	\$0	\$1,633	\$4,668
Air Academy Charter High School	078937000	\$379,651	\$14,434	\$263,651	\$27,901	\$255,178	\$940,815
Total Attending ADM: 120.505	Per ADM Amounts:	\$3,150	\$120	\$2,188	\$232	\$2,118	\$7,807
Air Academy Charter High School dba Thomas	078970000	\$395,756	\$24,166	\$121,095	\$0	\$10,270	\$551,287
Total Attending ADM: 94.662	Per ADM Amounts:	\$4,181	\$255	\$1,279	\$0	\$108	\$5,824
All Aboard Charter School dba All Aboard Charter	078967000	\$158,380	\$12,788	\$82,365	\$1,301	\$103,839	\$358,673
Total Attending ADM: 63.455	Per ADM Amounts:	\$2,496	\$202	\$1,298	\$21	\$1,636	\$5,652
Allen-Cochran Enterprises, Inc.	078724000	\$913,758	\$27,590	\$145,141	\$128,463	\$599,111	\$1,814,063
Total Attending ADM: 300.005	Per ADM Amounts:	\$3,046	\$92	\$484	\$428	\$1,997	\$6,047
American Basic Schools LLC	078989000	\$1,192,596	\$121,967	\$359,330	\$670,221	\$821,353	\$3,165,467
Total Attending ADM: 564.900	Per ADM Amounts:	\$2,111	\$216	\$636	\$1,186	\$1,454	\$5,604
APEX Education Systems, Inc.	078785000	\$608,663	\$57,148	\$353,196	\$9,710	\$132,187	\$1,160,904
Total Attending ADM: 168.020	Per ADM Amounts:	\$3,623	\$340	\$2,102	\$58	\$787	\$6,909
Apex Public Charter Academy dba Apex Public	078946000	\$122,223	\$5,109	\$140,549	\$758	\$43,738	\$312,377
Total Attending ADM: 50.580	Per ADM Amounts:	\$2,416	\$101	\$2,779	\$15	\$865	\$6,176
Arizona Academy of Science And Technology, Inc.	078665000	\$425,720	\$26,383	\$130,474	\$2,118	\$178,821	\$763,516
Total Attending ADM: 93.685	Per ADM Amounts:	\$4,544	\$282	\$1,393	\$23	\$1,909	\$8,150

Current Expenditures for Charters		Classroom Instruction	Classroom Supplies	Administration	Student Support Services	Other Support Services	Total Current Expenditures
Maricopa County							
Arizona Agribusiness & Equine Center, Inc	078993000	\$408,817	\$7,656	\$288,753	\$112,238	\$195,272	\$1,012,736
Total Attending ADM: 252.130	Per ADM Amounts:	\$1,621	\$30	\$1,145	\$445	\$774	\$4,017
Arizona Agribusiness & Equine Center, Inc.	078707000	\$508,794	\$16,419	\$270,322	\$105,075	\$165,628	\$1,066,238
Total Attending ADM: 236.012	Per ADM Amounts:	\$2,156	\$70	\$1,145	\$445	\$702	\$4,518
Arizona Agribusiness & Equine Center, Inc.	078510000	\$158,155	\$20,500	\$55,293	\$21,493	\$53,236	\$308,677
Total Attending ADM: 43.145	Per ADM Amounts:	\$3,666	\$475	\$1,282	\$498	\$1,234	\$7,154
Arizona Call-a-Teen Youth Resources, Inc.	078723000	\$307,490	\$3,900	\$108,186	\$28,982	\$82,289	\$530,847
Total Attending ADM: 109.130	Per ADM Amounts:	\$2,818	\$36	\$991	\$266	\$754	\$4,864
Arizona Connections Academy Charter School, Inc.	078511000	\$664,494	\$454,552	\$396,436	\$23,830	\$46,228	\$1,585,540
Total Attending ADM: 265.025	Per ADM Amounts:	\$2,507	\$1,715	\$1,496	\$90	\$174	\$5,983
Arizona Montessori Charter School at Anthem	078991000	\$192,309	\$27,619	\$57,253	\$11,560	\$250,405	\$539,146
Total Attending ADM: 73.570	Per ADM Amounts:	\$2,614	\$375	\$778	\$157	\$3,404	\$7,328
Arizona Montessori Charter Schools	078706000	\$0	\$0	\$0	\$0	\$0	\$0
Total Attending ADM: 0.000	Per ADM Amounts:						
Arizona School for Integrated Academics and	078922000	\$600,470	\$32,299	\$1,229,345	\$42,384	\$31,032	\$1,935,530
Total Attending ADM: 397.690	Per ADM Amounts:	\$1,510	\$81	\$3,091	\$107	\$78	\$4,867
Arizona School For The Arts	078722000	\$1,379,308	\$61,680	\$520,166	\$2,425	\$377,437	\$2,341,016
Total Attending ADM: 366.670	Per ADM Amounts:	\$3,762	\$168	\$1,419	\$7	\$1,029	\$6,385
Ascending Roots Scholastic & Athletic Premise	078961000	\$190,219	\$43,268	\$68,225	\$121,020	\$245,980	\$668,712
Total Attending ADM: 95.810	Per ADM Amounts:	\$1,985	\$452	\$712	\$1,263	\$2,567	\$6,980
Avondale Learning dba Precision Academy	078614000	\$182,442	\$20,188	\$40,381	\$0	\$0	\$243,011
Total Attending ADM: 78.980	Per ADM Amounts:	\$2,310	\$256	\$511	\$0	\$0	\$3,077
Back-to-Basics School	078731000	\$653,970	\$73,471	\$334,415	\$2,886	\$139,309	\$1,204,051
Total Attending ADM: 132.735	Per ADM Amounts:	\$4,927	\$554	\$2,519	\$22	\$1,050	\$9,071
Ball Charter School (Hearn)	078987000	\$1,396,109	\$41,403	\$272,833	\$25,985	\$1,020,141	\$2,756,471
Total Attending ADM: 508.962	Per ADM Amounts:	\$2,743	\$81	\$536	\$51	\$2,004	\$5,416
Ball Charter Schools (Dobson)	078988000	\$1,698,195	\$153,846	\$393,107	\$21,789	\$0	\$2,266,937
Total Attending ADM: 549.245	Per ADM Amounts:	\$3,092	\$280	\$716	\$40	\$0	\$4,127
BASIS School, Inc.	078736000	\$546,555	\$18,977	\$389,801	\$0	\$283,331	\$1,238,664
Total Attending ADM: 207.350	Per ADM Amounts:	\$2,636	\$92	\$1,880	\$0	\$1,366	\$5,974
Bell Canyon Charter School, Inc	078972000	\$747,922	\$46,031	\$224,773	\$33,860	\$486,382	\$1,538,968
Total Attending ADM: 267.715	Per ADM Amounts:	\$2,794	\$172	\$840	\$126	\$1,817	\$5,749
Benchmark School, Inc.	078766000	\$1,328,163	\$94,236	\$257,279	\$30,574	\$437,139	\$2,147,391
Total Attending ADM: 372.835	Per ADM Amounts:	\$3,562	\$253	\$690	\$82	\$1,172	\$5,760

Current Expenditures for Charters		Classroom Instruction	Classroom Supplies	Administration	Student Support Services	Other Support Services	Total Current Expenditures
Maricopa County							
Benjamin Franklin Charter School	078754000	\$3,008,598	\$30,683	\$1,363,027	\$189,630	\$1,613,148	\$6,205,086
Total Attending ADM: 1,197.905	Per ADM Amounts:	\$2,512	\$26	\$1,138	\$158	\$1,347	\$5,180
Blueprint Education	078745000	\$417,894	\$36,967	\$250,431	\$5,581	\$85,043	\$795,916
Total Attending ADM: 137.540	Per ADM Amounts:	\$3,038	\$269	\$1,821	\$41	\$618	\$5,787
Bradley Academy of Excellence, Inc.	078746000	\$174,277	\$17,070	\$142,297	\$77,933	\$218,070	\$629,647
Total Attending ADM: 111.085	Per ADM Amounts:	\$1,569	\$154	\$1,281	\$702	\$1,963	\$5,668
Bright Beginnings School, Inc.	078762000	\$1,360,139	\$51,225	\$412,949	\$10,824	\$373,639	\$2,208,776
Total Attending ADM: 407.340	Per ADM Amounts:	\$3,339	\$126	\$1,014	\$27	\$917	\$5,422
Cambridge Academy East, Inc	078768000	\$651,353	\$70,636	\$199,093	\$84,861	\$226,070	\$1,232,013
Total Attending ADM: 216.710	Per ADM Amounts:	\$3,006	\$326	\$919	\$392	\$1,043	\$5,685
Camelback Education, Inc	078959000	\$581,006	\$38,970	\$119,746	\$115,958	\$809,308	\$1,664,988
Total Attending ADM: 297.975	Per ADM Amounts:	\$1,950	\$131	\$402	\$389	\$2,716	\$5,588
Capital Academic Charter School Systems	080208795	\$0	\$0	\$0	\$0	\$0	\$0
Total Attending ADM: 0.000	Per ADM Amounts:						
Carden Elementary School	078909000	\$1,333,738	\$28,441	\$618,739	\$0	\$611,309	\$2,592,227
Total Attending ADM: 397.750	Per ADM Amounts:	\$3,353	\$72	\$1,556	\$0	\$1,537	\$6,517
Career Success Schools	078673000	\$1,488,957	\$48,114	\$1,276,118	\$35,734	\$607,871	\$3,456,794
Total Attending ADM: 659.422	Per ADM Amounts:	\$2,258	\$73	\$1,935	\$54	\$922	\$5,242
Carmel Community Schools	078769000	\$0	\$0	\$0	\$0	\$0	\$0
Total Attending ADM: 8.470	Per ADM Amounts:	\$0	\$0	\$0	\$0	\$0	\$0
Carmel Community, Inc.	078709000	\$0	\$0	\$0	\$0	\$0	\$0
Total Attending ADM: 21.550	Per ADM Amounts:	\$0	\$0	\$0	\$0	\$0	\$0
CASY Country Day School	078908000	\$0	\$0	\$0	\$0	\$0	\$0
Total Attending ADM: 244.035	Per ADM Amounts:	\$0	\$0	\$0	\$0	\$0	\$0
Challenge School, Inc.	078772000	\$1,742,645	\$87,973	\$615,288	\$53,183	\$665,332	\$3,164,421
Total Attending ADM: 546.660	Per ADM Amounts:	\$3,188	\$161	\$1,126	\$97	\$1,217	\$5,789
Challenger Basic School, Inc dba Challenger Basic	078957000	\$415,660	\$37,019	\$306,161	\$42,768	\$78,155	\$879,763
Total Attending ADM: 160.350	Per ADM Amounts:	\$2,592	\$231	\$1,909	\$267	\$487	\$5,487
Choice Education & Development Corp. - Sequoia	078744000	\$467,148	\$9,436	\$331,615	\$285,579	\$1,933	\$1,095,711
Total Attending ADM: 63.070	Per ADM Amounts:	\$7,407	\$150	\$5,258	\$4,528	\$31	\$17,373
Choice Education and Development Corporation -	078916000	\$357,301	\$783	\$276,083	\$0	\$5,812	\$639,979
Total Attending ADM: 134.770	Per ADM Amounts:	\$2,651	\$6	\$2,049	\$0	\$43	\$4,749
Choice Education and Development Corporation -	078915000	\$1,714,754	\$20,996	\$1,260,074	\$0	\$66,332	\$3,062,156
Total Attending ADM: 706.738	Per ADM Amounts:	\$2,426	\$30	\$1,783	\$0	\$94	\$4,333

Current Expenditures for Charters		Classroom Instruction	Classroom Supplies	Administration	Student Support Services	Other Support Services	Total Current Expenditures
Maricopa County							
Choice Education and Development Corporation -	078917000	\$339,664	\$30,433	\$351,927	\$0	\$23,096	\$745,120
Total Attending ADM: 148.740	Per ADM Amounts:	\$2,284	\$205	\$2,366	\$0	\$155	\$5,010
Choice Education and Development Corporation	078971000	\$912,991	\$27,312	\$298,808	\$0	\$642,370	\$1,881,481
Total Attending ADM: 292.565	Per ADM Amounts:	\$3,121	\$93	\$1,021	\$0	\$2,196	\$6,431
Cholla Academy	078995000	\$879,585	\$69,918	\$219,313	\$5,681	\$396,101	\$1,570,598
Total Attending ADM: 257.490	Per ADM Amounts:	\$3,416	\$272	\$852	\$22	\$1,538	\$6,100
Cornerstone Charter School, Inc	078994000	\$333,388	\$3,143	\$362,574	\$56,010	\$335,923	\$1,091,038
Total Attending ADM: 198.130	Per ADM Amounts:	\$1,683	\$16	\$1,830	\$283	\$1,695	\$5,507
Cortez Park Charter Middle School, Inc., dba Cortez	078975000	\$476,051	\$44,640	\$403,157	\$15,836	\$107,881	\$1,047,565
Total Attending ADM: 157.180	Per ADM Amounts:	\$3,029	\$284	\$2,565	\$101	\$686	\$6,665
Country Gardens Educational Services, LLC	078513000	\$640,510	\$105,691	\$282,218	\$6,404	\$678,198	\$1,713,021
Total Attending ADM: 265.700	Per ADM Amounts:	\$2,411	\$398	\$1,062	\$24	\$2,552	\$6,447
Crown Charter School, Inc	078921000	\$320,784	\$67,782	\$356,081	\$72,008	\$446,194	\$1,262,849
Total Attending ADM: 229.610	Per ADM Amounts:	\$1,397	\$295	\$1,551	\$314	\$1,943	\$5,500
D.W. Higgins Institute	078702000	\$484,894	\$616	\$154,865	\$76,764	\$303,238	\$1,020,377
Total Attending ADM: 141.590	Per ADM Amounts:	\$3,425	\$4	\$1,094	\$542	\$2,142	\$7,207
DCS Partner, Inc. dba Destiny Community School.	078704000	\$453,059	\$14,213	\$65,910	\$220,768	\$285,183	\$1,039,133
Total Attending ADM: 158.905	Per ADM Amounts:	\$2,851	\$89	\$415	\$1,389	\$1,795	\$6,539
Deer Valley Charter Schools, Inc.	078934000	\$188,434	\$2,974	\$198,061	\$29,297	\$69,118	\$487,884
Total Attending ADM: 83.778	Per ADM Amounts:	\$2,249	\$35	\$2,364	\$350	\$825	\$5,824
Desert Hills Public Charter High School	078947000	\$1,070,979	\$95,891	\$1,091,950	\$50,165	\$930,022	\$3,239,007
Total Attending ADM: 476.015	Per ADM Amounts:	\$2,250	\$201	\$2,294	\$105	\$1,954	\$6,804
Dove Learning, Inc.	078978000	\$0	\$0	\$0	\$0	\$0	\$0
Total Attending ADM: 169.380	Per ADM Amounts:	\$0	\$0	\$0	\$0	\$0	\$0
Dragonfleye Science, Inc.	078632000	\$0	\$0	\$0	\$0	\$0	\$0
Total Attending ADM: 102.975	Per ADM Amounts:	\$0	\$0	\$0	\$0	\$0	\$0
Eagles Aerie Schools	078725000	\$903,130	\$183,126	\$94,630	\$151,149	\$38,949	\$1,370,984
Total Attending ADM: 235.810	Per ADM Amounts:	\$3,830	\$777	\$401	\$641	\$165	\$5,814
East Mesa Charter Elementary School, Inc.	078509000	\$918,822	\$4,921	\$541,596	\$91,005	\$727,175	\$2,283,519
Total Attending ADM: 311.775	Per ADM Amounts:	\$2,947	\$16	\$1,737	\$292	\$2,332	\$7,324
East Valley Academy	078683000	\$0	\$0	\$0	\$0	\$0	\$0
Total Attending ADM: 23.590	Per ADM Amounts:	\$0	\$0	\$0	\$0	\$0	\$0
East Valley Youth and Family Support Centers, Inc.	078778000	\$198,837	\$3,142	\$70,548	\$260,882	\$156,610	\$690,019
Total Attending ADM: 96.970	Per ADM Amounts:	\$2,051	\$32	\$728	\$2,690	\$1,615	\$7,116

Current Expenditures for Charters		Classroom Instruction	Classroom Supplies	Administration	Student Support Services	Other Support Services	Total Current Expenditures
Maricopa County							
E-cademie, A Charter School	078990000	\$444,720	\$67,473	\$253,818	\$110,167	\$90,507	\$966,685
Total Attending ADM: 123.410	Per ADM Amounts:	\$3,604	\$547	\$2,057	\$893	\$733	\$7,833
Ecotech Agricultural Projects, Inc.	078764000	\$0	\$0	\$0	\$0	\$0	\$0
Total Attending ADM: 5.095	Per ADM Amounts:	\$0	\$0	\$0	\$0	\$0	\$0
Edkey, Inc. - Pathfinder Academy	078742000	\$469,162	\$6,519	\$149,474	\$0	\$18,546	\$643,701
Total Attending ADM: 60.365	Per ADM Amounts:	\$7,772	\$108	\$2,476	\$0	\$307	\$10,663
Edkey, Inc. - Redwood Academy	078740000	\$260,369	\$1,739	\$225,270	\$6,184	\$18,280	\$511,842
Total Attending ADM: 86.930	Per ADM Amounts:	\$2,995	\$20	\$2,591	\$71	\$210	\$5,888
Educational Administrative Services	078739000	\$188,054	\$179	\$187,277	\$0	\$82,275	\$457,785
Total Attending ADM: 58.645	Per ADM Amounts:	\$3,207	\$3	\$3,193	\$0	\$1,403	\$7,806
EduPreneurship, Inc.	078717000	\$344,154	\$21,605	\$162,771	\$29,608	\$190,767	\$748,905
Total Attending ADM: 131.715	Per ADM Amounts:	\$2,613	\$164	\$1,236	\$225	\$1,448	\$5,686
Edu-Prize, Inc.	078634000	\$2,944,088	\$310,096	\$395,527	\$453,344	\$1,296,865	\$5,399,920
Total Attending ADM: 1,047.965	Per ADM Amounts:	\$2,809	\$296	\$377	\$433	\$1,238	\$5,153
E-Institute Charter Schools, Inc.	078911000	\$361,522	\$20,307	\$368,509	\$0	\$120,573	\$870,911
Total Attending ADM: 174.592	Per ADM Amounts:	\$2,071	\$116	\$2,111	\$0	\$691	\$4,988
El Dorado Public Charter High School	078718000	\$487,516	\$41,033	\$454,851	\$45,465	\$180,655	\$1,209,520
Total Attending ADM: 174.868	Per ADM Amounts:	\$2,788	\$235	\$2,601	\$260	\$1,033	\$6,917
Employ-Ability Unlimited, Inc. dba Copper Canyon	078664000	\$886,087	\$30,396	\$315,920	\$117,190	\$698,515	\$2,048,108
Total Attending ADM: 265.325	Per ADM Amounts:	\$3,340	\$115	\$1,191	\$442	\$2,633	\$7,719
Enterprise Academy	078610000	\$226,403	\$5,316	\$207,290	\$26,961	\$206,585	\$672,555
Total Attending ADM: 81.570	Per ADM Amounts:	\$2,776	\$65	\$2,541	\$331	\$2,533	\$8,245
Esperanza Community Collegial Academy	078505000	\$165,335	\$2,508	\$122,077	\$5,560	\$385,345	\$680,825
Total Attending ADM: 68.150	Per ADM Amounts:	\$2,426	\$37	\$1,791	\$82	\$5,654	\$9,990
Espiritu Community Development Corp.	078711000	\$2,024,199	\$364,145	\$515,170	\$0	\$467,693	\$3,371,207
Total Attending ADM: 805.825	Per ADM Amounts:	\$2,512	\$452	\$639	\$0	\$580	\$4,184
Estrella Public Charter High School dba Estrella	078948000	\$1,273,924	\$93,296	\$1,046,477	\$38,228	\$909,765	\$3,361,690
Total Attending ADM: 508.385	Per ADM Amounts:	\$2,506	\$184	\$2,058	\$75	\$1,790	\$6,612
Excalibur Charter School Inc	078901000	\$1,124,935	\$74,769	\$547,349	\$51,136	\$191,186	\$1,989,375
Total Attending ADM: 446.565	Per ADM Amounts:	\$2,519	\$167	\$1,226	\$115	\$428	\$4,455
Florence Crittenton Services of Arizona, Inc.	078608000	\$526,027	\$37,438	\$364,617	\$0	\$317,713	\$1,245,795
Total Attending ADM: 181.450	Per ADM Amounts:	\$2,899	\$206	\$2,009	\$0	\$1,751	\$6,866
Foothills Academy	078628000	\$670,950	\$7,008	\$381,046	\$28,579	\$120,465	\$1,208,048
Total Attending ADM: 238.740	Per ADM Amounts:	\$2,810	\$29	\$1,596	\$120	\$505	\$5,060

Current Expenditures for Charters		Classroom Instruction	Classroom Supplies	Administration	Student Support Services	Other Support Services	Total Current Expenditures
Maricopa County							
Fountain Hills Charter School	078755000	\$721,715	\$90,797	\$150,449	\$454	\$472,668	\$1,436,083
Total Attending ADM: 215.745	Per ADM Amounts:	\$3,345	\$421	\$697	\$2	\$2,191	\$6,656
Franklin High School	078506000	\$202,712	\$160,842	\$93,715	\$50,778	\$349,629	\$857,676
Total Attending ADM: 180.005	Per ADM Amounts:	\$1,126	\$894	\$521	\$282	\$1,942	\$4,765
Friendly House, Inc.	078611000	\$659,027	\$49,610	\$67,320	\$0	\$798,686	\$1,574,643
Total Attending ADM: 220.815	Per ADM Amounts:	\$2,985	\$225	\$305	\$0	\$3,617	\$7,131
Gan Yeladeem: The Looking Glass School	078996000	\$563,795	\$2,969	\$90,173	\$41,219	\$371,896	\$1,070,052
Total Attending ADM: 163.255	Per ADM Amounts:	\$3,453	\$18	\$552	\$252	\$2,278	\$6,554
GAR, LLC dba Student Choice High School	078679000	\$160,497	\$2,185	\$75,676	\$2,839	\$68,929	\$310,126
Total Attending ADM: 124.590	Per ADM Amounts:	\$1,288	\$18	\$607	\$23	\$553	\$2,489
Gem Charter School, Inc.	078774000	\$220,106	\$5,215	\$77,650	\$13,786	\$97,914	\$414,671
Total Attending ADM: 68.615	Per ADM Amounts:	\$3,208	\$76	\$1,132	\$201	\$1,427	\$6,043
Genesis Academy	078708000	\$367,545	\$0	\$224,937	\$108,888	\$58,973	\$760,343
Total Attending ADM: 125.360	Per ADM Amounts:	\$2,932	\$0	\$1,794	\$869	\$470	\$6,065
Global Renaissance Academy of Distinguished	078663000	\$169,915	\$4,336	\$16,299	\$10,002	\$0	\$200,552
Total Attending ADM: 46.010	Per ADM Amounts:	\$3,693	\$94	\$354	\$217	\$0	\$4,359
Happy Valley School, Inc.	078998000	\$1,555,835	\$121,927	\$434,710	\$642,336	\$851,873	\$3,606,681
Total Attending ADM: 622.910	Per ADM Amounts:	\$2,498	\$196	\$698	\$1,031	\$1,368	\$5,790
Heritage Academy, Inc.	078712000	\$1,589,065	\$87,759	\$207,758	\$53,425	\$473,378	\$2,411,385
Total Attending ADM: 387.715	Per ADM Amounts:	\$4,099	\$226	\$536	\$138	\$1,221	\$6,219
Heritage Elementary School	078985000	\$1,287,439	\$138,945	\$679,117	\$54,444	\$1,230,001	\$3,389,946
Total Attending ADM: 544.745	Per ADM Amounts:	\$2,363	\$255	\$1,247	\$100	\$2,258	\$6,223
Heritage Montessori Charter School, Inc	078512000	\$0	\$0	\$0	\$0	\$0	\$0
Total Attending ADM: 9.210	Per ADM Amounts:	\$0	\$0	\$0	\$0	\$0	\$0
Horizon Community Learning Center, Inc.	078752000	\$3,904,151	\$113,147	\$1,097,182	\$312,011	\$802,752	\$6,229,243
Total Attending ADM: 1,367.770	Per ADM Amounts:	\$2,854	\$83	\$802	\$228	\$587	\$4,554
Humanities and Sciences Academy of the United	078713000	\$2,862,865	\$173,131	\$1,382,891	\$0	\$157,763	\$4,576,650
Total Attending ADM: 875.430	Per ADM Amounts:	\$3,270	\$198	\$1,580	\$0	\$180	\$5,228
Integrity Education Corporation	078751000	\$228,618	\$10,119	\$177,229	\$9,340	\$202,064	\$627,370
Total Attending ADM: 79.280	Per ADM Amounts:	\$2,884	\$128	\$2,235	\$118	\$2,549	\$7,913
Intelli-School, Inc.	078741000	\$210,229	\$31,925	\$586,646	\$64,101	\$311,229	\$1,204,130
Total Attending ADM: 143.450	Per ADM Amounts:	\$1,466	\$223	\$4,090	\$447	\$2,170	\$8,394
International Commerce Secondary Schools, Inc.	078710000	\$662,729	\$0	\$198,934	\$0	\$115,149	\$976,812
Total Attending ADM: 112.790	Per ADM Amounts:	\$5,876	\$0	\$1,764	\$0	\$1,021	\$8,660

Current Expenditures for Charters		Classroom Instruction	Classroom Supplies	Administration	Student Support Services	Other Support Services	Total Current Expenditures
Maricopa County							
International Studies Academy	078902000	\$829,790	\$23,500	\$309,203	\$0	\$354,815	\$1,517,308
Total Attending ADM: 198.385	Per ADM Amounts:	\$4,183	\$118	\$1,559	\$0	\$1,789	\$7,648
James Madison Preparatory School	078795000	\$619,657	\$29,234	\$13,588	\$163,505	\$284,563	\$1,110,547
Total Attending ADM: 160.660	Per ADM Amounts:	\$3,857	\$182	\$85	\$1,018	\$1,771	\$6,912
James Sandoval Preparatory High School	078928000	\$495,108	\$16,134	\$184,560	\$3,829	\$329,916	\$1,029,547
Total Attending ADM: 160.470	Per ADM Amounts:	\$3,085	\$101	\$1,150	\$24	\$2,056	\$6,416
Kachina Country Day School	078753000	\$245,392	\$7,111	\$18,179	\$0	\$23,847	\$294,529
Total Attending ADM: 46.345	Per ADM Amounts:	\$5,295	\$153	\$392	\$0	\$515	\$6,355
Keystone Montessori Charter School, Inc.	078779000	\$0	\$0	\$0	\$0	\$0	\$0
Total Attending ADM: 178.320	Per ADM Amounts:	\$0	\$0	\$0	\$0	\$0	\$0
Khalsa Montessori Elementary Schools	078759000	\$293,851	\$29,182	\$177,209	\$5,456	\$60,896	\$566,594
Total Attending ADM: 121.835	Per ADM Amounts:	\$2,412	\$240	\$1,454	\$45	\$500	\$4,651
LEAD Charter Schools	078968000	\$887,182	\$59,163	\$544,628	\$0	\$322,121	\$1,813,094
Total Attending ADM: 326.045	Per ADM Amounts:	\$2,721	\$181	\$1,670	\$0	\$988	\$5,561
Legacy Education Group	078507000	\$300,655	\$9,035	\$93,490	\$0	\$132,803	\$535,983
Total Attending ADM: 76.500	Per ADM Amounts:	\$3,930	\$118	\$1,222	\$0	\$1,736	\$7,006
Legacy Schools	078685000	\$913,310	\$94,105	\$422,487	\$6,826	\$1,092,357	\$2,529,085
Total Attending ADM: 351.560	Per ADM Amounts:	\$2,598	\$268	\$1,202	\$19	\$3,107	\$7,194
Liberty Traditional Charter School	078784000	\$757,463	\$121,159	\$491,746	\$73,156	\$819,025	\$2,262,549
Total Attending ADM: 365.555	Per ADM Amounts:	\$2,072	\$331	\$1,345	\$200	\$2,240	\$6,189
Life School College Preparatory, Inc.	078910000	\$1,332,383	\$39,098	\$965,150	\$287,793	\$2,375,064	\$4,999,488
Total Attending ADM: 947.405	Per ADM Amounts:	\$1,406	\$41	\$1,019	\$304	\$2,507	\$5,277
Life Skills Center of Arizona, Inc. dba Life Skills	078980000	\$766,587	\$45,381	\$1,121,707	\$128,231	\$0	\$2,061,906
Total Attending ADM: 332.800	Per ADM Amounts:	\$2,303	\$136	\$3,371	\$385	\$0	\$6,196
Little Lamb Community School	078997000	\$382,601	\$19,984	\$116,668	\$49,400	\$182,107	\$750,760
Total Attending ADM: 118.135	Per ADM Amounts:	\$3,239	\$169	\$988	\$418	\$1,542	\$6,355
Maricopa Community College District	078743000	\$182,516	\$28,958	\$124,711	\$38,820	\$33,730	\$408,735
Total Attending ADM: 72.870	Per ADM Amounts:	\$2,505	\$397	\$1,711	\$533	\$463	\$5,609
Maricopa County Community College District on	078647000	\$757,835	\$27,081	\$256,455	\$184,908	\$100,791	\$1,327,070
Total Attending ADM: 203.390	Per ADM Amounts:	\$3,726	\$133	\$1,261	\$909	\$496	\$6,525
Maya Public Charter High School	078949000	\$1,292,579	\$59,544	\$1,204,242	\$47,748	\$818,219	\$3,422,332
Total Attending ADM: 546.375	Per ADM Amounts:	\$2,366	\$109	\$2,204	\$87	\$1,498	\$6,264
Mesa Arts Academy	078613000	\$818,953	\$68,898	\$179,185	\$3,401	\$344,367	\$1,414,804
Total Attending ADM: 197.320	Per ADM Amounts:	\$4,150	\$349	\$908	\$17	\$1,745	\$7,170

Current Expenditures for Charters		Classroom Instruction	Classroom Supplies	Administration	Student Support Services	Other Support Services	Total Current Expenditures
Maricopa County							
Metropolitan Arts Institute, Inc.	078906000	\$569,738	\$62,746	\$364,233	\$9,850	\$325,966	\$1,332,533
Total Attending ADM: 209.735	Per ADM Amounts:	\$2,716	\$299	\$1,737	\$47	\$1,554	\$6,353
Midtown Primary School	078976000	\$140,978	\$9,066	\$110,968	\$30,099	\$78,596	\$369,707
Total Attending ADM: 83.985	Per ADM Amounts:	\$1,679	\$108	\$1,321	\$358	\$936	\$4,402
Milestones Charter School	078791000	\$856,825	\$106,264	\$110,869	\$187,238	\$853,264	\$2,114,460
Total Attending ADM: 243.065	Per ADM Amounts:	\$3,525	\$437	\$456	\$770	\$3,510	\$8,699
Mission Charter School, Inc.	078904000	\$357,132	\$18,063	\$260,467	\$8,375	\$142,237	\$786,274
Total Attending ADM: 128.180	Per ADM Amounts:	\$2,786	\$141	\$2,032	\$65	\$1,110	\$6,134
Mohave Charter School, Inc.	080208870	\$512,876	\$41,454	\$391,272	\$89,880	\$244,857	\$1,280,339
Total Attending ADM: 0.000	Per ADM Amounts:						
Montessori Academy, Inc. Montessori Academy	078977000	\$240,654	\$6,925	\$354,146	\$19,168	\$36,283	\$657,176
Total Attending ADM: 87.720	Per ADM Amounts:	\$2,743	\$79	\$4,037	\$219	\$414	\$7,492
Montessori Day Public Schools Chartered, Inc.	078758000	\$838,555	\$47,003	\$205,756	\$13,643	\$626,147	\$1,731,104
Total Attending ADM: 253.385	Per ADM Amounts:	\$3,309	\$186	\$812	\$54	\$2,471	\$6,832
Montessori Education Centre Charter School	078763000	\$1,222,485	\$144,382	\$105,493	\$0	\$0	\$1,472,360
Total Attending ADM: 393.715	Per ADM Amounts:	\$3,105	\$367	\$268	\$0	\$0	\$3,740
Montessori House, Inc.	078936000	\$92,306	\$6,645	\$55,941	\$36	\$31,241	\$186,169
Total Attending ADM: 29.590	Per ADM Amounts:	\$3,119	\$225	\$1,891	\$1	\$1,056	\$6,292
Montezuma Public Charter Middle School	078982000	\$96,148	\$2,338	\$102,392	\$293	\$21,715	\$222,886
Total Attending ADM: 37.020	Per ADM Amounts:	\$2,597	\$63	\$2,766	\$8	\$587	\$6,021
New Century Educational Management Services	078504000	\$88,568	\$6,039	\$38,962	\$24,573	\$111	\$158,253
Total Attending ADM: 24.890	Per ADM Amounts:	\$3,558	\$243	\$1,565	\$987	\$4	\$6,358
New Horizon School for the Performing Arts	078771000	\$488,612	\$29,365	\$254,516	\$11,145	\$230,404	\$1,014,042
Total Attending ADM: 152.575	Per ADM Amounts:	\$3,202	\$192	\$1,668	\$73	\$1,510	\$6,646
New Samaritan High School	078748000	\$188,751	\$7,761	\$167,606	\$449	\$129,378	\$493,945
Total Attending ADM: 80.025	Per ADM Amounts:	\$2,359	\$97	\$2,094	\$6	\$1,617	\$6,172
New School For The Arts	078903000	\$711,670	\$21,739	\$382,786	\$11,478	\$126,244	\$1,253,917
Total Attending ADM: 264.285	Per ADM Amounts:	\$2,693	\$82	\$1,448	\$43	\$478	\$4,745
New School for the Arts Middle School	078981000	\$174,912	\$722	\$121,852	\$815	\$131,866	\$430,167
Total Attending ADM: 69.940	Per ADM Amounts:	\$2,501	\$10	\$1,742	\$12	\$1,885	\$6,151
New World Educational Center	078760000	\$800,176	\$22,417	\$431,312	\$55,937	\$536,714	\$1,846,556
Total Attending ADM: 304.830	Per ADM Amounts:	\$2,625	\$74	\$1,415	\$184	\$1,761	\$6,058
Noah Webster Basic School	078930000	\$2,277,263	\$91,731	\$767,432	\$557,137	\$1,530,603	\$5,224,166
Total Attending ADM: 1,098.365	Per ADM Amounts:	\$2,073	\$84	\$699	\$507	\$1,394	\$4,756

Current Expenditures for Charters		Classroom Instruction	Classroom Supplies	Administration	Student Support Services	Other Support Services	Total Current Expenditures
Maricopa County							
North Star Charter School, Inc.	078945000	\$215,036	\$24,964	\$249,242	\$1,427	\$28,822	\$519,491
Total Attending ADM: 84.390	Per ADM Amounts:	\$2,548	\$296	\$2,953	\$17	\$342	\$6,156
Ocotillo Public Charter High School dba Ocotillo	078950000	\$958,688	\$118,651	\$840,997	\$41,072	\$653,686	\$2,613,094
Total Attending ADM: 358.468	Per ADM Amounts:	\$2,674	\$331	\$2,346	\$115	\$1,824	\$7,290
Ombudsman Educational Services, Ltd., a subsidiary	078767000	\$1,214,717	\$25,156	\$719,525	\$16,110	\$325,031	\$2,300,539
Total Attending ADM: 436.550	Per ADM Amounts:	\$2,783	\$58	\$1,648	\$37	\$745	\$5,270
OMEGA SCHOOLS d.b.a. Omega Academy, Inc.	078603000	\$1,151,103	\$10,720	\$739,950	\$134,386	\$1,578,277	\$3,614,436
Total Attending ADM: 521.195	Per ADM Amounts:	\$2,209	\$21	\$1,420	\$258	\$3,028	\$6,935
P.L.C. Charter Schools	078907000	\$1,572,939	\$111,148	\$788,123	\$209,981	\$919,236	\$3,601,427
Total Attending ADM: 560.485	Per ADM Amounts:	\$2,806	\$198	\$1,406	\$375	\$1,640	\$6,426
Pan-American Elementary Charter	078940000	\$449,842	\$9,319	\$226,536	\$0	\$162,488	\$848,185
Total Attending ADM: 219.755	Per ADM Amounts:	\$2,047	\$42	\$1,031	\$0	\$739	\$3,860
Paragon Management, Inc.	078912000	\$3,015,979	\$181,688	\$1,148,609	\$271,921	\$636,754	\$5,254,951
Total Attending ADM: 1,032.805	Per ADM Amounts:	\$2,920	\$176	\$1,112	\$263	\$617	\$5,088
Paramount Education Studies Inc	078905000	\$798,948	\$30,625	\$421,582	\$2,707	\$1,028,281	\$2,282,143
Total Attending ADM: 372.795	Per ADM Amounts:	\$2,143	\$82	\$1,131	\$7	\$2,758	\$6,122
Partnership with Parents, Inc., dba Desert Heights	078621000	\$891,875	\$39,393	\$353,264	\$230,782	\$664,277	\$2,179,591
Total Attending ADM: 343.765	Per ADM Amounts:	\$2,594	\$115	\$1,028	\$671	\$1,932	\$6,340
PAS Charter, Inc., dba Intelli-School	078963000	\$261,627	\$26,951	\$696,282	\$80,896	\$120,659	\$1,186,415
Total Attending ADM: 170.865	Per ADM Amounts:	\$1,531	\$158	\$4,075	\$473	\$706	\$6,944
Pathfinder Charter School Foundation	078792000	\$1,223,934	\$131,254	\$1,354,199	\$185,205	\$354,735	\$3,249,327
Total Attending ADM: 491.270	Per ADM Amounts:	\$2,491	\$267	\$2,757	\$377	\$722	\$6,614
Patriot Academy, Inc.	078733000	\$231,519	\$0	\$28,106	\$850	\$94,454	\$354,929
Total Attending ADM: 80.140	Per ADM Amounts:	\$2,889	\$0	\$351	\$11	\$1,179	\$4,429
Peoria Accelerated Public Charter High School	078951000	\$1,116,677	\$90,034	\$1,239,614	\$45,671	\$892,602	\$3,384,598
Total Attending ADM: 526.740	Per ADM Amounts:	\$2,120	\$171	\$2,353	\$87	\$1,695	\$6,426
Phoenix Advantage Charter School, Inc.	078714000	\$2,033,207	\$106,679	\$966,169	\$13,612	\$852,424	\$3,972,091
Total Attending ADM: 794.325	Per ADM Amounts:	\$2,560	\$134	\$1,216	\$17	\$1,073	\$5,001
Phoenix Education Management, LLC,	078716000	\$1,649,315	\$368,793	\$884,694	\$164,955	\$2,143,684	\$5,211,441
Total Attending ADM: 626.425	Per ADM Amounts:	\$2,633	\$589	\$1,412	\$263	\$3,422	\$8,319
Phoenix School of Academic Excellence The	078776000	\$187,559	\$3,850	\$315,081	\$53,054	\$220,660	\$780,204
Total Attending ADM: 129.870	Per ADM Amounts:	\$1,444	\$30	\$2,426	\$409	\$1,699	\$6,008
Pinnacle Education-DS, Inc.	078730000	\$460,713	\$15,113	\$303,680	\$16,293	\$113,697	\$909,496
Total Attending ADM: 156.245	Per ADM Amounts:	\$2,949	\$97	\$1,944	\$104	\$728	\$5,821

Current Expenditures for Charters		Classroom Instruction	Classroom Supplies	Administration	Student Support Services	Other Support Services	Total Current Expenditures
Maricopa County							
Pinnacle Education-FA, Inc.	078728000	\$575,627	\$28,980	\$310,276	\$17,539	\$172,931	\$1,105,353
Total Attending ADM: 177.735	Per ADM Amounts:	\$3,239	\$163	\$1,746	\$99	\$973	\$6,219
Pinnacle Education-Mesa, Inc.	078720000	\$573,622	\$10,911	\$308,930	\$15,050	\$121,352	\$1,029,865
Total Attending ADM: 138.910	Per ADM Amounts:	\$4,129	\$79	\$2,224	\$108	\$874	\$7,414
Pinnacle Education-Tempe, Inc.	078726000	\$3,911,790	\$12,546	\$2,547,659	\$131,655	\$229,218	\$6,832,868
Total Attending ADM: 555.220	Per ADM Amounts:	\$7,045	\$23	\$4,589	\$237	\$413	\$12,307
Pinnacle Education-WMAA, Inc.	078729000	\$322,324	\$5,570	\$183,279	\$9,208	\$152,082	\$672,463
Total Attending ADM: 75.450	Per ADM Amounts:	\$4,272	\$74	\$2,429	\$122	\$2,016	\$8,913
Pinnacle Education-WMCA, Inc.	078920000	\$338,957	\$5,942	\$226,937	\$11,741	\$486,501	\$1,070,078
Total Attending ADM: 40.730	Per ADM Amounts:	\$8,322	\$146	\$5,572	\$288	\$11,945	\$26,272
Pointe Educational Services	078925000	\$2,938,503	\$198,040	\$1,012,900	\$272,567	\$1,938,176	\$6,360,186
Total Attending ADM: 1,124.705	Per ADM Amounts:	\$2,613	\$176	\$901	\$242	\$1,723	\$5,655
Precision Academy Systems, Inc	078670000	\$1,422,825	\$41,685	\$529,121	\$308,989	\$868,369	\$3,170,989
Total Attending ADM: 628.010	Per ADM Amounts:	\$2,266	\$66	\$843	\$492	\$1,383	\$5,049
Premier Charter High School	078939000	\$584,809	\$19,160	\$336,525	\$7,163	\$640,156	\$1,587,813
Total Attending ADM: 168.260	Per ADM Amounts:	\$3,476	\$114	\$2,000	\$43	\$3,805	\$9,437
Primavera Technical Learning Center	078926000	\$3,404,142	\$29,666	\$1,497,039	\$51,174	\$383,857	\$5,365,878
Total Attending ADM: 713.830	Per ADM Amounts:	\$4,769	\$42	\$2,097	\$72	\$538	\$7,517
Progressive Junior High School, Inc., dba	078965000	\$0	\$0	\$0	\$0	\$0	\$0
Total Attending ADM: 0.000	Per ADM Amounts:						
Progressive Leadership Academy	078789000	\$0	\$0	\$0	\$0	\$0	\$0
Total Attending ADM: 0.000	Per ADM Amounts:						
Rosefield Charter Elementary School, Inc.	078508000	\$1,103,785	\$19,241	\$427,646	\$99,884	\$618,382	\$2,268,938
Total Attending ADM: 329.045	Per ADM Amounts:	\$3,355	\$58	\$1,300	\$304	\$1,879	\$6,896
RSD Charter School, Inc.	078735000	\$192,988	\$31,358	\$706,767	\$65,705	\$181,945	\$1,178,763
Total Attending ADM: 168.080	Per ADM Amounts:	\$1,148	\$187	\$4,205	\$391	\$1,082	\$7,013
Salt River Pima-Maricopa Community Schools	078656000	\$2,267,527	\$356,131	\$986,658	\$617,988	\$90,944	\$4,319,248
Total Attending ADM: 244.662	Per ADM Amounts:	\$9,268	\$1,456	\$4,033	\$2,526	\$372	\$17,654
SC Jensen Corporation, Inc. dba Intelli-School	078962000	\$107,582	\$28,150	\$100,497	\$86,525	\$205,120	\$527,874
Total Attending ADM: 55.500	Per ADM Amounts:	\$1,938	\$507	\$1,811	\$1,559	\$3,696	\$9,511
Scottsdale Educational Enrichment School	078999000	\$228,128	\$792	\$173,223	\$28,802	\$144,951	\$575,896
Total Attending ADM: 83.128	Per ADM Amounts:	\$2,744	\$10	\$2,084	\$346	\$1,744	\$6,928
Scottsdale Horizons Charter School	078734000	\$368,817	\$21,398	\$276,129	\$11,713	\$213,355	\$891,412
Total Attending ADM: 142.700	Per ADM Amounts:	\$2,585	\$150	\$1,935	\$82	\$1,495	\$6,247

Current Expenditures for Charters		Classroom Instruction	Classroom Supplies	Administration	Student Support Services	Other Support Services	Total Current Expenditures
Maricopa County							
Self Development Charter School	078796000	\$796,899	\$83,135	\$286,125	\$48,877	\$108,612	\$1,323,648
Total Attending ADM: 200.925	Per ADM Amounts:	\$3,966	\$414	\$1,424	\$243	\$541	\$6,588
Sequoia Choice Schools, LLLP	078705000	\$1,504,235	\$100,797	\$1,042,022	\$17,486	\$73,378	\$2,737,918
Total Attending ADM: 464.565	Per ADM Amounts:	\$3,238	\$217	\$2,243	\$38	\$158	\$5,894
Sierra Vista Charter School, Inc., dba Chancellor	078973000	\$698,967	\$55,687	\$675,013	\$77,644	\$846,715	\$2,354,026
Total Attending ADM: 405.630	Per ADM Amounts:	\$1,723	\$137	\$1,664	\$191	\$2,087	\$5,803
Skyline Technical High School	078914000	\$699,853	\$9,524	\$652,335	\$79,236	\$1,309,917	\$2,750,865
Total Attending ADM: 388.205	Per ADM Amounts:	\$1,803	\$25	\$1,680	\$204	\$3,374	\$7,086
Sonoran Desert School	078786000	\$163,003	\$2,061	\$147,509	\$8,412	\$134,833	\$455,818
Total Attending ADM: 83.355	Per ADM Amounts:	\$1,956	\$25	\$1,770	\$101	\$1,618	\$5,468
South Pointe Public Charter School	078983000	\$1,271,176	\$77,508	\$1,686,845	\$57,588	\$1,032,299	\$4,125,416
Total Attending ADM: 701.695	Per ADM Amounts:	\$1,812	\$110	\$2,404	\$82	\$1,471	\$5,879
StarShine Academy	078992000	\$452,412	\$63,965	\$218,045	\$69,739	\$65,449	\$869,610
Total Attending ADM: 101.620	Per ADM Amounts:	\$4,452	\$629	\$2,146	\$686	\$644	\$8,557
Stepping Stones Academy	078781000	\$0	\$0	\$0	\$0	\$0	\$0
Total Attending ADM: 146.330	Per ADM Amounts:	\$0	\$0	\$0	\$0	\$0	\$0
Sterling Academy of Mathematics and Science	080208760	\$0	\$0	\$0	\$0	\$0	\$0
Total Attending ADM: 0.000	Per ADM Amounts:						
Success School	078924000	\$903,912	\$104,908	\$637,244	\$104,286	\$1,023,759	\$2,774,109
Total Attending ADM: 489.950	Per ADM Amounts:	\$1,845	\$214	\$1,301	\$213	\$2,090	\$5,662
Summit Public Charter High School	078952000	\$902,007	\$54,747	\$1,135,975	\$48,704	\$608,933	\$2,750,366
Total Attending ADM: 412.605	Per ADM Amounts:	\$2,186	\$133	\$2,753	\$118	\$1,476	\$6,666
Sun Valley Public Charter High School	078953000	\$2,091,956	\$107,178	\$1,255,109	\$69,933	\$687,376	\$4,211,552
Total Attending ADM: 691.700	Per ADM Amounts:	\$3,024	\$155	\$1,815	\$101	\$994	\$6,089
Sun Valley Public Charter Middle School	078765000	\$121,815	\$3,389	\$76,950	\$223	\$21,319	\$223,696
Total Attending ADM: 36.090	Per ADM Amounts:	\$3,375	\$94	\$2,132	\$6	\$591	\$6,198
Superior School	078923000	\$0	\$0	\$0	\$0	\$0	\$0
Total Attending ADM: 100.235	Per ADM Amounts:	\$0	\$0	\$0	\$0	\$0	\$0
Tempe Accelerated Public Charter High School	078954000	\$790,789	\$55,375	\$743,602	\$62,205	\$458,533	\$2,110,504
Total Attending ADM: 338.198	Per ADM Amounts:	\$2,338	\$164	\$2,199	\$184	\$1,356	\$6,240
Tempe Preparatory Academy	078761000	\$0	\$0	\$0	\$0	\$0	\$0
Total Attending ADM: 482.040	Per ADM Amounts:	\$0	\$0	\$0	\$0	\$0	\$0
Terra Nova Academy	078678000	\$0	\$0	\$0	\$0	\$0	\$0
Total Attending ADM: 76.700	Per ADM Amounts:	\$0	\$0	\$0	\$0	\$0	\$0

Current Expenditures for Charters		Classroom Instruction	Classroom Supplies	Administration	Student Support Services	Other Support Services	Total Current Expenditures
Maricopa County							
Tertulia: A Learning Community	078747000	\$829,591	\$52,631	\$272,956	\$182,588	\$492,973	\$1,830,739
Total Attending ADM: 234.730	Per ADM Amounts:	\$3,534	\$224	\$1,163	\$778	\$2,100	\$7,799
Twenty First Century Charter School, Inc. dba:	078630000	\$273,856	\$29,780	\$122,479	\$10,014	\$72,697	\$508,826
Total Attending ADM: 80.465	Per ADM Amounts:	\$3,403	\$370	\$1,522	\$124	\$903	\$6,324
Twenty First Century Charter Schools, Inc.	078944000	\$219,871	\$3,919	\$94,179	\$33,601	\$90,825	\$442,395
Total Attending ADM: 58.875	Per ADM Amounts:	\$3,735	\$67	\$1,600	\$571	\$1,543	\$7,514
Valley Academy, Inc.	078749000	\$1,551,760	\$56,696	\$442,794	\$94,842	\$410,265	\$2,556,357
Total Attending ADM: 625.495	Per ADM Amounts:	\$2,481	\$91	\$708	\$152	\$656	\$4,087
Valley of the Sun Waldorf Education Association,	078964000	\$545,385	\$88,489	\$212,255	\$4,003	\$66,293	\$916,425
Total Attending ADM: 179.820	Per ADM Amounts:	\$3,033	\$492	\$1,180	\$22	\$369	\$5,096
Ventana Academic Charter School	078609000	\$251,752	\$8,862	\$200,093	\$4,625	\$24,220	\$489,552
Total Attending ADM: 65.175	Per ADM Amounts:	\$3,863	\$136	\$3,070	\$71	\$372	\$7,511
Veritas Preparatory Academy	078984000	\$0	\$0	\$0	\$0	\$0	\$0
Total Attending ADM: 212.900	Per ADM Amounts:	\$0	\$0	\$0	\$0	\$0	\$0
Vicki A. Romero High School	078775000	\$700,188	\$77,824	\$551,734	\$9,192	\$370,375	\$1,709,313
Total Attending ADM: 381.260	Per ADM Amounts:	\$1,837	\$204	\$1,447	\$24	\$971	\$4,483
Victory High School, Inc.	078757000	\$100,862	\$11,196	\$66,467	\$16,540	\$100,080	\$295,145
Total Attending ADM: 26.810	Per ADM Amounts:	\$3,762	\$418	\$2,479	\$617	\$3,733	\$11,009
Villa Montessori Charter School	078715000	\$1,499,184	\$197,172	\$773,153	\$280,980	\$845,603	\$3,596,092
Total Attending ADM: 450.655	Per ADM Amounts:	\$3,327	\$438	\$1,716	\$623	\$1,876	\$7,980
Vista Charter School	078960000	\$206,050	\$12,132	\$80,418	\$0	\$0	\$298,600
Total Attending ADM: 150.380	Per ADM Amounts:	\$1,370	\$81	\$535	\$0	\$0	\$1,986
West Gilbert Charter Elementary School, Inc.	078935000	\$1,258,983	\$73,525	\$547,201	\$171,263	\$353,951	\$2,404,923
Total Attending ADM: 431.630	Per ADM Amounts:	\$2,917	\$170	\$1,268	\$397	\$820	\$5,572
West Gilbert Charter Middle School, Inc., dba West	078974000	\$128,244	\$16,650	\$160,519	\$251	\$57,657	\$363,321
Total Attending ADM: 96.600	Per ADM Amounts:	\$1,328	\$172	\$1,662	\$3	\$597	\$3,761
West Phoenix Public Charter High School	078956000	\$1,674,576	\$71,565	\$1,615,928	\$55,138	\$1,124,249	\$4,541,456
Total Attending ADM: 736.175	Per ADM Amounts:	\$2,275	\$97	\$2,195	\$75	\$1,527	\$6,169
Westwind Children's Services	078773000	\$1,310,237	\$66,020	\$313,809	\$166,153	\$1,002,253	\$2,858,472
Total Attending ADM: 362.575	Per ADM Amounts:	\$3,614	\$182	\$866	\$458	\$2,764	\$7,884
Westwind Middle School Academy	078931000	\$145,508	\$27,263	\$98,000	\$39,539	\$137,000	\$447,310
Total Attending ADM: 83.115	Per ADM Amounts:	\$1,751	\$328	\$1,179	\$476	\$1,648	\$5,382
Youngtown Public Charter School	078933000	\$433,342	\$80,535	\$225,454	\$69,591	\$746,826	\$1,555,748
Total Attending ADM: 186.970	Per ADM Amounts:	\$2,318	\$431	\$1,206	\$372	\$3,994	\$8,321
Maricopa Totals		\$147,516,119	\$9,922,398	\$77,685,220	\$13,039,875	\$73,950,615	\$322,114,227
Total Attending ADM: 54,529.408	Per ADM Amounts:	\$2,705	\$182	\$1,425	\$239	\$1,356	\$5,907

Current Expenditures for Charters		Classroom Instruction	Classroom Supplies	Administration	Student Support Services	Other Support Services	Total Current Expenditures
Mohave County							
Academy of Building Industries, Inc.	088704000	\$198,177	\$10,638	\$104,877	\$89,282	\$153,464	\$556,438
Total Attending ADM: 84.040	Per ADM Amounts:	\$2,358	\$127	\$1,248	\$1,062	\$1,826	\$6,621
Desert Technology Schools, Inc.	088757000	\$452,143	\$63,726	\$333,304	\$737,092	\$525,239	\$2,111,504
Total Attending ADM: 228.780	Per ADM Amounts:	\$1,976	\$279	\$1,457	\$3,222	\$2,296	\$9,229
E.A.G.L.E. Academy, Inc.	088756000	\$436,162	\$29,116	\$137,218	\$47,727	\$293,701	\$943,924
Total Attending ADM: 206.770	Per ADM Amounts:	\$2,109	\$141	\$664	\$231	\$1,420	\$4,565
Excel Education Centers Fort Mohave, LLC	088701000	\$73,704	\$7,660	\$159,449	\$285	\$151,675	\$392,773
Total Attending ADM: 60.940	Per ADM Amounts:	\$1,209	\$126	\$2,616	\$5	\$2,489	\$6,445
Kingman Academy Of Learning	088620000	\$2,381,289	\$138,911	\$1,508,164	\$17,971	\$611,781	\$4,658,116
Total Attending ADM: 1,281.185	Per ADM Amounts:	\$1,859	\$108	\$1,177	\$14	\$478	\$3,636
Lake Havasu Charter School, Inc.	088750000	\$349,923	\$3,687	\$86,895	\$122,935	\$176,930	\$740,370
Total Attending ADM: 101.270	Per ADM Amounts:	\$3,455	\$36	\$858	\$1,214	\$1,747	\$7,311
Masada Charter School, Inc.	088759000	\$659,716	\$88,190	\$376,066	\$14,072	\$348,241	\$1,486,285
Total Attending ADM: 313.480	Per ADM Amounts:	\$2,104	\$281	\$1,200	\$45	\$1,111	\$4,741
Mohave Accelerated Elementary School, Inc.	088703000	\$0	\$0	\$0	\$0	\$0	\$0
Total Attending ADM: 126.945	Per ADM Amounts:	\$0	\$0	\$0	\$0	\$0	\$0
Mohave Accelerated Learning Center	088758000	\$0	\$0	\$0	\$0	\$0	\$0
Total Attending ADM: 297.295	Per ADM Amounts:	\$0	\$0	\$0	\$0	\$0	\$0
Telesis Center for Learning, Inc.	088702000	\$1,026,192	\$111,663	\$452,948	\$79,879	\$155,523	\$1,826,205
Total Attending ADM: 328.200	Per ADM Amounts:	\$3,127	\$340	\$1,380	\$243	\$474	\$5,564
Young Scholars Academy Charter School Corp.	088755000	\$655,810	\$46,939	\$212,286	\$224,855	\$190,806	\$1,330,696
Total Attending ADM: 383.185	Per ADM Amounts:	\$1,711	\$122	\$554	\$587	\$498	\$3,473
Mohave Totals		\$6,233,116	\$500,530	\$3,371,207	\$1,334,098	\$2,607,360	\$14,046,311
Total Attending ADM: 3,412.090	Per ADM Amounts:	\$1,827	\$147	\$988	\$391	\$764	\$4,117

Current Expenditures for Charters		Classroom Instruction	Classroom Supplies	Administration	Student Support Services	Other Support Services	Total Current Expenditures
Navajo County							
CAFA, Inc., dba Classics and Four Arts Academy	098749000	\$803,153	\$26,287	\$202,405	\$80,891	\$806,092	\$1,918,828
Total Attending ADM: 284.890	Per ADM Amounts:	\$2,819	\$92	\$710	\$284	\$2,829	\$6,735
Developing Innovations in Navajo Education, Inc.	098651000	\$0	\$0	\$0	\$0	\$0	\$0
Total Attending ADM: 31.540	Per ADM Amounts:	\$0	\$0	\$0	\$0	\$0	\$0
Founding Fathers Academies, Inc	098750000	\$253,978	\$12,484	\$127,516	\$28,649	\$87,826	\$510,453
Total Attending ADM: 76.630	Per ADM Amounts:	\$3,314	\$163	\$1,664	\$374	\$1,146	\$6,661
Hopi Jr/Sr High School	098650000	\$0	\$0	\$0	\$0	\$0	\$0
Total Attending ADM: 446.850	Per ADM Amounts:	\$0	\$0	\$0	\$0	\$0	\$0
Little Singer Community School Board Inc.	098748000	\$91,473	\$4,398	\$82,945	\$218	\$31,546	\$210,580
Total Attending ADM: 15.380	Per ADM Amounts:	\$5,948	\$286	\$5,393	\$14	\$2,051	\$13,692
Northern Arizona Academy for Career Development,	098745000	\$212,914	\$4,266	\$228,723	\$59,066	\$289,783	\$794,752
Total Attending ADM: 130.220	Per ADM Amounts:	\$1,635	\$33	\$1,756	\$454	\$2,225	\$6,103
Shonto Governing Board of Education, Inc.	098747000	\$2,753,630	\$158,095	\$1,408,602	\$139,545	\$3,347,090	\$7,806,962
Total Attending ADM: 445.575	Per ADM Amounts:	\$6,180	\$355	\$3,161	\$313	\$7,512	\$17,521
Shonto Governing Board of Education, Inc.	098746000	\$1,032,477	\$66,645	\$286,904	\$169,745	\$271,999	\$1,827,770
Total Attending ADM: 115.730	Per ADM Amounts:	\$8,921	\$576	\$2,479	\$1,467	\$2,350	\$15,793
Navajo Totals		\$5,147,625	\$272,175	\$2,337,095	\$478,114	\$4,834,336	\$13,069,345
Total Attending ADM: 1,546.815	Per ADM Amounts:	\$3,328	\$176	\$1,511	\$309	\$3,125	\$8,449

Current Expenditures for Charters		Classroom Instruction	Classroom Supplies	Administration	Student Support Services	Other Support Services	Total Current Expenditures
Pima County							
A Child's View School, Inc.	108731000	\$114,995	\$8,853	\$44,743	\$41,567	\$150	\$210,308
Total Attending ADM: 51.285	Per ADM Amounts:	\$2,242	\$173	\$872	\$811	\$3	\$4,101
Academic and Personal Excellence, Inc.	108718000	\$0	\$0	\$0	\$0	\$0	\$0
Total Attending ADM: 40.650	Per ADM Amounts:	\$0	\$0	\$0	\$0	\$0	\$0
Academy of Math and Science, Inc.	108713000	\$784,909	\$37,229	\$201,255	\$143,698	\$367,567	\$1,534,658
Total Attending ADM: 238.960	Per ADM Amounts:	\$3,285	\$156	\$842	\$601	\$1,538	\$6,422
Academy of Tucson, Inc.	108665000	\$1,405,498	\$72,625	\$640,931	\$201,575	\$447,024	\$2,767,653
Total Attending ADM: 563.505	Per ADM Amounts:	\$2,494	\$129	\$1,137	\$358	\$793	\$4,911
Accelerated Elementary and Secondary Schools	108767000	\$0	\$0	\$0	\$0	\$0	\$0
Total Attending ADM: 219.500	Per ADM Amounts:	\$0	\$0	\$0	\$0	\$0	\$0
Allsport Enterprises, Inc.	108716000	\$247,234	\$7,255	\$134,449	\$73,871	\$307,150	\$769,959
Total Attending ADM: 129.490	Per ADM Amounts:	\$1,909	\$56	\$1,038	\$570	\$2,372	\$5,946
Alta Vista Public Charter High School	108794000	\$893,148	\$65,062	\$1,284,281	\$38,469	\$893,693	\$3,174,653
Total Attending ADM: 483.870	Per ADM Amounts:	\$1,846	\$134	\$2,654	\$80	\$1,847	\$6,561
Aprender Tucson	108785000	\$814,136	\$28,398	\$230,777	\$154,631	\$378,444	\$1,606,386
Total Attending ADM: 277.760	Per ADM Amounts:	\$2,931	\$102	\$831	\$557	\$1,362	\$5,783
Arizona Community Development Corporation	108709000	\$2,521,244	\$106,789	\$727,219	\$352,448	\$1,976,795	\$5,684,495
Total Attending ADM: 1,038.255	Per ADM Amounts:	\$2,428	\$103	\$700	\$339	\$1,904	\$5,475
BASIS School, Inc.	108725000	\$861,558	\$18,406	\$530,087	\$0	\$93,147	\$1,503,198
Total Attending ADM: 319.420	Per ADM Amounts:	\$2,697	\$58	\$1,660	\$0	\$292	\$4,706
Beginning Academy, Inc.	108728000	\$65,031	\$27,151	\$11,540	\$290	\$96,019	\$200,031
Total Attending ADM: 28.580	Per ADM Amounts:	\$2,275	\$950	\$404	\$10	\$3,360	\$6,999
Calli Ollin Academy	108727000	\$295,857	\$55,736	\$36,032	\$109,318	\$12,386	\$509,329
Total Attending ADM: 138.245	Per ADM Amounts:	\$2,140	\$403	\$261	\$791	\$90	\$3,684
Calli Ollin Academy dba Toltecalli Academy	108793000	\$294,618	\$41,324	\$60,644	\$55,574	\$18,579	\$470,739
Total Attending ADM: 138.220	Per ADM Amounts:	\$2,132	\$299	\$439	\$402	\$134	\$3,406
Canyon Rose Academy, Inc.	108715000	\$626,744	\$235,206	\$77,200	\$863,222	\$204,000	\$2,006,372
Total Attending ADM: 314.880	Per ADM Amounts:	\$1,990	\$747	\$245	\$2,741	\$648	\$6,372
Carden of Tucson, Inc.	108777000	\$373,509	\$45,579	\$27,953	\$64,469	\$234,620	\$746,130
Total Attending ADM: 118.165	Per ADM Amounts:	\$3,161	\$386	\$237	\$546	\$1,986	\$6,314
Cesar Chavez Learning Community, Inc.	108712000	\$0	\$0	\$0	\$0	\$0	\$0
Total Attending ADM: 147.700	Per ADM Amounts:	\$0	\$0	\$0	\$0	\$0	\$0
Childrens Success Academy	108776000	\$220,437	\$2,021	\$61,921	\$137,910	\$346	\$422,635
Total Attending ADM: 70.960	Per ADM Amounts:	\$3,106	\$28	\$873	\$1,943	\$5	\$5,956

Current Expenditures for Charters		Classroom Instruction	Classroom Supplies	Administration	Student Support Services	Other Support Services	Total Current Expenditures
Pima County							
Civano Charter School	100220705	\$0	\$0	\$0	\$0	\$0	\$0
Total Attending ADM: 0.000	Per ADM Amounts:						
Compass High School, Inc.	108788000	\$443,420	\$49,661	\$540,612	\$179,088	\$398,732	\$1,611,513
Total Attending ADM: 282.520	Per ADM Amounts:	\$1,570	\$176	\$1,914	\$634	\$1,411	\$5,704
Daisy Education Corporation	108666000	\$1,477,253	\$52,185	\$743,004	\$30,127	\$756,269	\$3,058,838
Total Attending ADM: 486.045	Per ADM Amounts:	\$3,039	\$107	\$1,529	\$62	\$1,556	\$6,293
Davis Education Center	108664000	\$0	\$0	\$0	\$0	\$0	\$0
Total Attending ADM: 118.495	Per ADM Amounts:	\$0	\$0	\$0	\$0	\$0	\$0
Desert Rose Academy, Inc.	108787000	\$370,496	\$83,640	\$59,718	\$436,281	\$81,000	\$1,031,135
Total Attending ADM: 153.950	Per ADM Amounts:	\$2,407	\$543	\$388	\$2,834	\$526	\$6,698
Desert Springs Academy	108771000	\$678,901	\$65,268	\$95,377	\$50,204	\$392,195	\$1,281,945
Total Attending ADM: 222.185	Per ADM Amounts:	\$3,056	\$294	\$429	\$226	\$1,765	\$5,770
Eastpointe High School, Inc.	108781000	\$537,823	\$6,261	\$164,108	\$42,395	\$576,004	\$1,326,591
Total Attending ADM: 234.950	Per ADM Amounts:	\$2,289	\$27	\$698	\$180	\$2,452	\$5,646
EDGE School Inc. The	108653000	\$510,794	\$16,786	\$370,025	\$320,660	\$286,765	\$1,505,030
Total Attending ADM: 177.510	Per ADM Amounts:	\$2,878	\$95	\$2,085	\$1,806	\$1,615	\$8,479
Educational Impact, Inc.	108717000	\$212,837	\$14,306	\$86,768	\$12,280	\$146,375	\$472,566
Total Attending ADM: 82.110	Per ADM Amounts:	\$2,592	\$174	\$1,057	\$150	\$1,783	\$5,755
El Centro for the Study of Primary and Secondary	108792000	\$341,395	\$5,197	\$259,758	\$108,403	\$301,073	\$1,015,826
Total Attending ADM: 136.370	Per ADM Amounts:	\$2,503	\$38	\$1,905	\$795	\$2,208	\$7,449
El Pueblo Integral - Teaching & Learning	108797000	\$137,869	\$19,996	\$136,901	\$1,218	\$208,830	\$504,814
Total Attending ADM: 30.560	Per ADM Amounts:	\$4,511	\$654	\$4,480	\$40	\$6,833	\$16,519
Global Education Foundation	108721000	\$308,975	\$46,351	\$148,456	\$3,866	\$276,374	\$784,022
Total Attending ADM: 108.330	Per ADM Amounts:	\$2,852	\$428	\$1,370	\$36	\$2,551	\$7,237
Great Expectations Academy	108770000	\$445,901	\$14,078	\$92,974	\$43,840	\$132,207	\$729,000
Total Attending ADM: 162.295	Per ADM Amounts:	\$2,747	\$87	\$573	\$270	\$815	\$4,492
Griffin Foundation, Inc. The	108789000	\$520,315	\$19,078	\$141,644	\$139,849	\$518,947	\$1,339,833
Total Attending ADM: 204.815	Per ADM Amounts:	\$2,540	\$93	\$692	\$683	\$2,534	\$6,542
Ha:san Educational Services	108726000	\$525,400	\$50,801	\$171,164	\$281,692	\$729,150	\$1,758,207
Total Attending ADM: 141.100	Per ADM Amounts:	\$3,724	\$360	\$1,213	\$1,996	\$5,168	\$12,461
Hermosa Montessori Charter School	108701000	\$0	\$0	\$0	\$0	\$0	\$0
Total Attending ADM: 226.750	Per ADM Amounts:	\$0	\$0	\$0	\$0	\$0	\$0
Highland Free School	108775000	\$138,600	\$5,858	\$50,515	\$20,166	\$81,927	\$297,066
Total Attending ADM: 55.620	Per ADM Amounts:	\$2,492	\$105	\$908	\$363	\$1,473	\$5,341

Current Expenditures for Charters		Classroom Instruction	Classroom Supplies	Administration	Student Support Services	Other Support Services	Total Current Expenditures
Pima County							
Khalsa Family Services	108784000	\$793,134	\$56,994	\$214,188	\$104,868	\$472,651	\$1,641,835
Total Attending ADM: 249.645	Per ADM Amounts:	\$3,177	\$228	\$858	\$420	\$1,893	\$6,577
Lifelong Learning Research Institute, Inc dba	108708000	\$242,641	\$30,876	\$172,314	\$35,442	\$337,893	\$819,166
Total Attending ADM: 121.900	Per ADM Amounts:	\$1,990	\$253	\$1,414	\$291	\$2,772	\$6,720
Luz Academy of Tucson, Inc	108702000	\$680,042	\$3,818	\$163,437	\$75,273	\$560,096	\$1,482,666
Total Attending ADM: 194.958	Per ADM Amounts:	\$3,488	\$20	\$838	\$386	\$2,873	\$7,605
Meta Academy, Inc.	108745000	\$0	\$0	\$0	\$0	\$0	\$0
Total Attending ADM: 17.510	Per ADM Amounts:	\$0	\$0	\$0	\$0	\$0	\$0
Montessori Schoolhouse of Tucson, Inc.	108703000	\$195,385	\$15,898	\$227,878	\$2,218	\$3,500	\$444,879
Total Attending ADM: 77.470	Per ADM Amounts:	\$2,522	\$205	\$2,941	\$29	\$45	\$5,743
Mountain Rose Academy, Inc.	108769000	\$871,666	\$138,255	\$51,035	\$672,738	\$199,095	\$1,932,789
Total Attending ADM: 302.650	Per ADM Amounts:	\$2,880	\$457	\$169	\$2,223	\$658	\$6,386
MultiDimensional Literacy Corp.	108774000	\$491,451	\$14,431	\$178,025	\$7,114	\$227,209	\$918,230
Total Attending ADM: 152.770	Per ADM Amounts:	\$3,217	\$94	\$1,165	\$47	\$1,487	\$6,011
New West School	108724000	\$364,424	\$64,097	\$78,807	\$2,426	\$7,748	\$517,502
Total Attending ADM: 99.620	Per ADM Amounts:	\$3,658	\$643	\$791	\$24	\$78	\$5,195
Nosotros, Inc	108707000	\$762,745	\$71,759	\$312,311	\$49,113	\$263,019	\$1,458,947
Total Attending ADM: 259.310	Per ADM Amounts:	\$2,941	\$277	\$1,204	\$189	\$1,014	\$5,626
Old Pueblo Children's Academy	108790000	\$213,576	\$32,964	\$158,401	\$120,745	\$7,189	\$532,875
Total Attending ADM: 83.080	Per ADM Amounts:	\$2,571	\$397	\$1,907	\$1,453	\$87	\$6,414
Pima County Board of Supervisors	108601000	\$284,689	\$20,290	\$247,277	\$211,170	\$55,824	\$819,250
Total Attending ADM: 78.145	Per ADM Amounts:	\$3,643	\$260	\$3,164	\$2,702	\$714	\$10,484
Pima Prevention Partnership dba Pima Partnership	108711000	\$322,654	\$41,857	\$242,829	\$134,937	\$449,457	\$1,191,734
Total Attending ADM: 109.400	Per ADM Amounts:	\$2,949	\$383	\$2,220	\$1,233	\$4,108	\$10,893
PPEP & Affiliates	108744000	\$3,035,977	\$56,254	\$2,441,594	\$0	\$0	\$5,533,825
Total Attending ADM: 934.472	Per ADM Amounts:	\$3,249	\$60	\$2,613	\$0	\$0	\$5,922
PPEP & Affiliates, Inc. dba Arizona Virtual Academy	108796000	\$6,721,815	\$33,140	\$816,329	\$755,105	\$0	\$8,326,389
Total Attending ADM: 1,439.140	Per ADM Amounts:	\$4,671	\$23	\$567	\$525	\$0	\$5,786
Presidio School	108778000	\$989,354	\$99,314	\$411,550	\$228,902	\$128,923	\$1,858,043
Total Attending ADM: 282.790	Per ADM Amounts:	\$3,499	\$351	\$1,455	\$809	\$456	\$6,570
Satori, Inc.	108719000	\$303,093	\$37,022	\$156,973	\$83,806	\$224,222	\$805,116
Total Attending ADM: 119.165	Per ADM Amounts:	\$2,543	\$311	\$1,317	\$703	\$1,882	\$6,756
Sierra Oaks School, Inc	108710000	\$211,160	\$1,285	\$28,841	\$1,100	\$71,066	\$313,452
Total Attending ADM: 66.990	Per ADM Amounts:	\$3,152	\$19	\$431	\$16	\$1,061	\$4,679

Current Expenditures for Charters		Classroom Instruction	Classroom Supplies	Administration	Student Support Services	Other Support Services	Total Current Expenditures
Pima County							
Southern Arizona Community Academy, Inc.	108772000	\$687,749	\$58,780	\$482,437	\$0	\$79,670	\$1,308,636
Total Attending ADM: 234.210	Per ADM Amounts:	\$2,936	\$251	\$2,060	\$0	\$340	\$5,587
Southgate Academy, Inc.	108779000	\$1,310,014	\$85,285	\$1,072,800	\$172,055	\$1,128,508	\$3,768,662
Total Attending ADM: 618.895	Per ADM Amounts:	\$2,117	\$138	\$1,733	\$278	\$1,823	\$6,089
Talented and Gifted Charter School, LLC.	108780000	\$820,660	\$61,076	\$726,622	\$3,756	\$320,716	\$1,932,830
Total Attending ADM: 317.565	Per ADM Amounts:	\$2,584	\$192	\$2,288	\$12	\$1,010	\$6,086
The Charter Foundation, Inc. dba AmeriSchools	108722000	\$985,407	\$245,508	\$405,967	\$0	\$2,535,461	\$4,172,343
Total Attending ADM: 680.380	Per ADM Amounts:	\$1,448	\$361	\$597	\$0	\$3,727	\$6,132
TLC Charter Schools, Inc,	108786000	\$198,316	\$2,850	\$84,038	\$0	\$141,110	\$426,314
Total Attending ADM: 80.705	Per ADM Amounts:	\$2,457	\$35	\$1,041	\$0	\$1,748	\$5,282
Tucson Accelerated Public Charter High School	108706000	\$838,916	\$28,828	\$810,930	\$40,041	\$569,956	\$2,288,671
Total Attending ADM: 346.130	Per ADM Amounts:	\$2,424	\$83	\$2,343	\$116	\$1,647	\$6,612
Tucson Country Day School, Inc.	108773000	\$1,258,853	\$32,485	\$610,803	\$19,248	\$263,226	\$2,184,615
Total Attending ADM: 498.435	Per ADM Amounts:	\$2,526	\$65	\$1,225	\$39	\$528	\$4,383
Tucson International Academy, Inc.	108714000	\$352,527	\$23,173	\$239,189	\$5,348	\$211,024	\$831,261
Total Attending ADM: 158.585	Per ADM Amounts:	\$2,223	\$146	\$1,508	\$34	\$1,331	\$5,242
Tucson Preparatory School	108768000	\$343,692	\$6,782	\$138,314	\$127,343	\$122,723	\$738,854
Total Attending ADM: 108.265	Per ADM Amounts:	\$3,175	\$63	\$1,278	\$1,176	\$1,134	\$6,824
Tucson Small School Project	108720000	\$453,953	\$45,782	\$210,307	\$70,234	\$233,896	\$1,014,172
Total Attending ADM: 122.140	Per ADM Amounts:	\$3,717	\$375	\$1,722	\$575	\$1,915	\$8,303
Tucson Urban League, Inc.	108766000	\$0	\$0	\$0	\$0	\$0	\$0
Total Attending ADM: 128.350	Per ADM Amounts:	\$0	\$0	\$0	\$0	\$0	\$0
Tucson Youth Development/ACE Charter High	108660000	\$0	\$0	\$0	\$0	\$0	\$0
Total Attending ADM: 147.790	Per ADM Amounts:	\$0	\$0	\$0	\$0	\$0	\$0
Vail High School	100220700	\$0	\$0	\$0	\$0	\$0	\$0
Total Attending ADM: 0.000	Per ADM Amounts:						
Vision Charter Schools, Inc.	108705000	\$163,876	\$5,931	\$92,753	\$10,464	\$88,210	\$361,234
Total Attending ADM: 59.610	Per ADM Amounts:	\$2,749	\$99	\$1,556	\$176	\$1,480	\$6,060
Pima Totals		\$40,066,666	\$2,515,834	\$17,906,005	\$6,840,557	\$18,618,160	\$85,947,222
Total Attending ADM: 15,233.125	Per ADM Amounts:	\$2,630	\$165	\$1,175	\$449	\$1,222	\$5,642

Current Expenditures for Charters		Classroom Instruction	Classroom Supplies	Administration	Student Support Services	Other Support Services	Total Current Expenditures
Pinal County							
Akimel O Otham Pee Posh Charter School, Inc.	118705000	\$117,457	\$5,061	\$63,779	\$33,343	\$43,573	\$263,213
Total Attending ADM: 95.165	Per ADM Amounts:	\$1,234	\$53	\$670	\$350	\$458	\$2,766
Akimel O'Otham Pee Posh Charter School, Inc.	118706000	\$244,723	\$14,231	\$135,925	\$6,514	\$149,434	\$550,827
Total Attending ADM: 48.540	Per ADM Amounts:	\$5,042	\$293	\$2,800	\$134	\$3,079	\$11,348
Apache Trail Public Charter High School	118703000	\$403,023	\$46,598	\$347,777	\$45,239	\$228,980	\$1,071,617
Total Attending ADM: 149.275	Per ADM Amounts:	\$2,700	\$312	\$2,330	\$303	\$1,534	\$7,179
Casa Blanca Middle School	118701000	\$358,296	\$21,238	\$270,420	\$118,837	\$601,099	\$1,369,890
Total Attending ADM: 240.270	Per ADM Amounts:	\$1,491	\$88	\$1,125	\$495	\$2,502	\$5,701
Casa Verde High School	110502700	\$0	\$0	\$0	\$0	\$0	\$0
Total Attending ADM: 0.000	Per ADM Amounts:						
Coolidge High School Success Center	110221710	\$0	\$0	\$0	\$0	\$0	\$0
Total Attending ADM: 0.000	Per ADM Amounts:						
Ira H. Hayes Memorial Applied Learning Center, Inc.	118702000	\$217,206	\$10,588	\$282,231	\$0	\$208,369	\$718,394
Total Attending ADM: 87.160	Per ADM Amounts:	\$2,492	\$121	\$3,238	\$0	\$2,391	\$8,242
Pinnacle Education-Casa Grande, Inc.	118704000	\$458,871	\$9,073	\$257,366	\$12,144	\$133,545	\$870,999
Total Attending ADM: 114.160	Per ADM Amounts:	\$4,020	\$79	\$2,254	\$106	\$1,170	\$7,630
Vechij Himdag Alternative School, Inc.	118707000	\$513,410	\$37,736	\$350,226	\$111,515	\$27,815	\$1,040,702
Total Attending ADM: 69.360	Per ADM Amounts:	\$7,402	\$544	\$5,049	\$1,608	\$401	\$15,004
Pinal Totals		\$2,312,986	\$144,525	\$1,707,724	\$327,592	\$1,392,815	\$5,885,642
Total Attending ADM: 803.930	Per ADM Amounts:	\$2,877	\$180	\$2,124	\$407	\$1,733	\$7,321

Current Expenditures for Charters		Classroom Instruction	Classroom Supplies	Administration	Student Support Services	Other Support Services	Total Current Expenditures
Santa Cruz County							
Mexicayotl Academy, Inc.	128703000	\$10,593	\$1,601	\$9,181	\$184	\$0	\$21,559
Total Attending ADM: 103.945	Per ADM Amounts:	\$102	\$15	\$88	\$2	\$0	\$207
Patagonia Community Montessori School	128725000	\$131,608	\$6,210	\$44,290	\$2,597	\$54,675	\$239,380
Total Attending ADM: 32.750	Per ADM Amounts:	\$4,019	\$190	\$1,352	\$79	\$1,669	\$7,309
Pinnacle Education-Kino, Inc.	128701000	\$359,075	\$3,336	\$233,603	\$11,948	\$148,743	\$756,705
Total Attending ADM: 102.560	Per ADM Amounts:	\$3,501	\$33	\$2,278	\$116	\$1,450	\$7,378
Santa Cruz Valley Opportunities in Education, Inc.	128726000	\$258,606	\$9,911	\$24,160	\$86,468	\$181,924	\$561,069
Total Attending ADM: 71.175	Per ADM Amounts:	\$3,633	\$139	\$339	\$1,215	\$2,556	\$7,883
Santa Cruz Totals		\$759,882	\$21,058	\$311,234	\$101,197	\$385,342	\$1,578,713
Total Attending ADM: 310.430	Per ADM Amounts:	\$2,448	\$68	\$1,003	\$326	\$1,241	\$5,086

Current Expenditures for Charters		Classroom Instruction	Classroom Supplies	Administration	Student Support Services	Other Support Services	Total Current Expenditures
Yavapai County							
Academy of Hope, The	138766000	\$98,500	\$12,619	\$80,850	\$5,000	\$33,530	\$230,499
Total Attending ADM: 52.470	Per ADM Amounts:	\$1,877	\$240	\$1,541	\$95	\$639	\$4,393
Accelerated Learning Charter School, Inc.	138763000	\$252,931	\$24,669	\$60,250	\$67,890	\$89,829	\$495,569
Total Attending ADM: 66.760	Per ADM Amounts:	\$3,789	\$370	\$902	\$1,017	\$1,346	\$7,423
Acorn Montessori Charter School	138760000	\$608,988	\$252,105	\$312,164	\$30,378	\$223,815	\$1,427,450
Total Attending ADM: 252.205	Per ADM Amounts:	\$2,415	\$1,000	\$1,238	\$120	\$887	\$5,660
American Heritage Academy	138754000	\$900,000	\$60,000	\$7,138	\$0	\$0	\$967,138
Total Attending ADM: 296.348	Per ADM Amounts:	\$3,037	\$202	\$24	\$0	\$0	\$3,264
Arizona Up Grade Academy, Inc.	138713000	\$60,859	\$12,322	\$27,566	\$2,265	\$29,656	\$132,668
Total Attending ADM: 25.010	Per ADM Amounts:	\$2,433	\$493	\$1,102	\$91	\$1,186	\$5,305
Center for Creative Education, Inc	138761000	\$197,783	\$5,103	\$114,902	\$0	\$99,770	\$417,558
Total Attending ADM: 49.710	Per ADM Amounts:	\$3,979	\$103	\$2,311	\$0	\$2,007	\$8,400
Chester-Newton Charter and Montessori School	138753000	\$187,490	\$6,728	\$102,981	\$6,244	\$122,140	\$425,583
Total Attending ADM: 74.255	Per ADM Amounts:	\$2,525	\$91	\$1,387	\$84	\$1,645	\$5,731
Edkey, Inc. - Sequoia Ranch School	138705000	\$244,585	\$2,792	\$190,307	\$0	\$10,611	\$448,295
Total Attending ADM: 85.580	Per ADM Amounts:	\$2,858	\$33	\$2,224	\$0	\$124	\$5,238
Excel Education Centers Chino Valley, LLC	138706000	\$102,934	\$8,271	\$120,582	\$0	\$117,739	\$349,526
Total Attending ADM: 50.500	Per ADM Amounts:	\$2,038	\$164	\$2,388	\$0	\$2,331	\$6,921
Excel Education Centers Cottonwood, LLC	138707000	\$91,587	\$7,331	\$190,820	\$86	\$117,694	\$407,518
Total Attending ADM: 82.242	Per ADM Amounts:	\$1,114	\$89	\$2,320	\$1	\$1,431	\$4,955
Excel Education Centers Prescott Valley, LLC	138710000	\$96,436	\$10,388	\$158,154	\$82	\$191,708	\$456,768
Total Attending ADM: 56.702	Per ADM Amounts:	\$1,701	\$183	\$2,789	\$1	\$3,381	\$8,056
Excel Education Centers Prescott, LLC	138709000	\$0	\$0	\$0	\$0	\$0	\$0
Total Attending ADM: 63.665	Per ADM Amounts:	\$0	\$0	\$0	\$0	\$0	\$0
Franklin Phonetic Primary School, Inc.	138751000	\$1,115,846	\$128,789	\$221,601	\$139,806	\$231,711	\$1,837,753
Total Attending ADM: 317.640	Per ADM Amounts:	\$3,513	\$405	\$698	\$440	\$729	\$5,786
Humanistic Education Authentic Rigorous	138704000	\$0	\$0	\$0	\$0	\$0	\$0
Total Attending ADM: 49.342	Per ADM Amounts:	\$0	\$0	\$0	\$0	\$0	\$0
Kestrel Schools, Inc.	138759000	\$285,133	\$2,800	\$106,277	\$31,080	\$129,353	\$554,643
Total Attending ADM: 69.630	Per ADM Amounts:	\$4,095	\$40	\$1,526	\$446	\$1,858	\$7,966
Mary Ellen Halvorson Educational Foundation. dba:	138757000	\$623,721	\$28,816	\$185,361	\$95,032	\$0	\$932,930
Total Attending ADM: 190.210	Per ADM Amounts:	\$3,279	\$151	\$975	\$500	\$0	\$4,905
Mingus Mountain Estate Residential Center, Inc.	138711000	\$383,709	\$18,261	\$76,291	\$0	\$0	\$478,261
Total Attending ADM: 44.860	Per ADM Amounts:	\$8,553	\$407	\$1,701	\$0	\$0	\$10,661

Current Expenditures for Charters		Classroom Instruction	Classroom Supplies	Administration	Student Support Services	Other Support Services	Total Current Expenditures
Yavapai County							
Mingus Springs Charter School	138712000	\$486,289	\$28,589	\$206,797	\$19,978	\$172,360	\$914,013
Total Attending ADM: 170.555	Per ADM Amounts:	\$2,851	\$168	\$1,212	\$117	\$1,011	\$5,359
Mountain Oak Charter School, Inc dba Mountain	138768000	\$564,580	\$33,070	\$244,247	\$18,155	\$147,813	\$1,007,865
Total Attending ADM: 148.835	Per ADM Amounts:	\$3,793	\$222	\$1,641	\$122	\$993	\$6,772
New Visions Academy, Inc.	138654000	\$182,032	\$24,630	\$165,968	\$15,164	\$144,501	\$532,295
Total Attending ADM: 93.730	Per ADM Amounts:	\$1,942	\$263	\$1,771	\$162	\$1,542	\$5,679
PACE Preparatory Academy, Inc.	138758000	\$288,692	\$15,426	\$191,877	\$15,132	\$237,075	\$748,202
Total Attending ADM: 107.165	Per ADM Amounts:	\$2,694	\$144	\$1,790	\$141	\$2,212	\$6,982
Painted Pony Ranch Charter School	138756000	\$293,364	\$32,425	\$94,212	\$0	\$0	\$420,001
Total Attending ADM: 98.870	Per ADM Amounts:	\$2,967	\$328	\$953	\$0	\$0	\$4,248
Park View School, Inc.	138755000	\$346,653	\$10,690	\$117,119	\$72,320	\$157,706	\$704,488
Total Attending ADM: 139.670	Per ADM Amounts:	\$2,482	\$77	\$839	\$518	\$1,129	\$5,044
Pathways KM Charter Schools, Inc	138702000	\$47,591	\$3,413	\$56,641	\$3,686	\$111,799	\$223,130
Total Attending ADM: 40.565	Per ADM Amounts:	\$1,173	\$84	\$1,396	\$91	\$2,756	\$5,501
Rolling Hills Charter School	138765000	\$0	\$0	\$0	\$0	\$0	\$0
Total Attending ADM: 63.845	Per ADM Amounts:	\$0	\$0	\$0	\$0	\$0	\$0
Sedona Charter School, Inc.	138708000	\$546,809	\$9,178	\$26,598	\$38,172	\$294,039	\$914,796
Total Attending ADM: 163.545	Per ADM Amounts:	\$3,343	\$56	\$163	\$233	\$1,798	\$5,594
Skyview School, Inc.	138752000	\$320,956	\$31,051	\$159,306	\$46,179	\$80,868	\$638,360
Total Attending ADM: 133.710	Per ADM Amounts:	\$2,400	\$232	\$1,191	\$345	\$605	\$4,774
Sunnyside Charter and Montessori School	138767000	\$86,938	\$0	\$29,140	\$217	\$75,567	\$191,862
Total Attending ADM: 30.960	Per ADM Amounts:	\$2,808	\$0	\$941	\$7	\$2,441	\$6,197
Tri-City Vo/Tech High School	138764000	\$0	\$0	\$0	\$0	\$0	\$0
Total Attending ADM: 47.590	Per ADM Amounts:	\$0	\$0	\$0	\$0	\$0	\$0
YCFA Achieve Academy dba YCFA Achieve	138703000	\$0	\$0	\$0	\$0	\$0	\$0
Total Attending ADM: 271.170	Per ADM Amounts:	\$0	\$0	\$0	\$0	\$0	\$0
Yavapai Totals		\$8,414,406	\$769,466	\$3,247,149	\$606,866	\$2,819,284	\$15,857,171
Total Attending ADM: 3,337.339	Per ADM Amounts:	\$2,521	\$231	\$973	\$182	\$845	\$4,751

Current Expenditures for Charters		Classroom Instruction	Classroom Supplies	Administration	Student Support Services	Other Support Services	Total Current Expenditures
Yuma County							
Az-Tec High School	148757000	\$180,553	\$27,285	\$129,046	\$45,048	\$68,087	\$450,019
Total Attending ADM: 88.792	Per ADM Amounts:	\$2,033	\$307	\$1,453	\$507	\$767	\$5,068
Carpe Diem Collegiate High School	148761000	\$389,575	\$206,740	\$155,192	\$40,172	\$366,414	\$1,158,093
Total Attending ADM: 242.160	Per ADM Amounts:	\$1,609	\$854	\$641	\$166	\$1,513	\$4,782
Harvest Power Community Development Group, Inc.	148760000	\$923,807	\$99,106	\$388,288	\$255,045	\$1,644,438	\$3,310,684
Total Attending ADM: 629.495	Per ADM Amounts:	\$1,468	\$157	\$617	\$405	\$2,612	\$5,259
Juniper Tree Academy	148759000	\$1,007,802	\$63,305	\$311,748	\$107,542	\$696,939	\$2,187,336
Total Attending ADM: 392.390	Per ADM Amounts:	\$2,568	\$161	\$794	\$274	\$1,776	\$5,574
Yuma Private Industry Council, Inc.	148758000	\$369,612	\$11,937	\$142,466	\$110,270	\$130,029	\$764,314
Total Attending ADM: 102.280	Per ADM Amounts:	\$3,614	\$117	\$1,393	\$1,078	\$1,271	\$7,473
Yuma Totals		\$2,871,349	\$408,373	\$1,126,740	\$558,077	\$2,905,907	\$7,870,446
Total Attending ADM: 1,455.117	Per ADM Amounts:	\$1,973	\$281	\$774	\$384	\$1,997	\$5,409

Current Expenditures for Charters	Classroom Instruction	Classroom Supplies	Administration	Student Support Services	Other Support Services	Total Current Expenditures
State Totals	\$226,607,990	\$15,471,465	\$113,342,855	\$24,659,460	\$114,293,754	\$494,375,524
Total Attending ADM: 84,676.327	Per ADM Amounts: \$2,676	\$183	\$1,339	\$291	\$1,350	\$5,838

Expenditures by Fund for Districts

		Maintenance & Operation CSF & IIF Expenditures	Capital Expenditures	Facilities Expenditures	State & Federal Project Expenditures	Other Expenditures	Total Expenditures
Apache County							
Alpine Elementary District	010307000	\$663,663	\$175,544	\$7,775	\$37,969	\$13,419	\$898,370
Total Attending ADM: 54.545	Per ADM Amounts:	\$12,167	\$3,218	\$143	\$696	\$246	\$16,470
Chinle Unified District	010224000	\$40,312,954	\$21,692,528	\$115,832	\$8,184,534	\$3,325,807	\$73,631,655
Total Attending ADM: 3,560.530	Per ADM Amounts:	\$11,322	\$6,092	\$33	\$2,299	\$934	\$20,680
Concho Elementary District	010306000	\$2,281,378	\$207,498	\$7,423	\$207,998	\$122,799	\$2,827,096
Total Attending ADM: 175.195	Per ADM Amounts:	\$13,022	\$1,184	\$42	\$1,187	\$701	\$16,137
Ganado Unified School District	010220000	\$20,165,183	\$1,442,423	\$551,225	\$2,751,803	\$1,286,371	\$26,197,005
Total Attending ADM: 1,895.860	Per ADM Amounts:	\$10,636	\$761	\$291	\$1,451	\$679	\$13,818
Mcrary Elementary District	010323000	\$1,704,537	\$64,238	\$4,995	\$205,054	\$113,707	\$2,092,531
Total Attending ADM: 160.190	Per ADM Amounts:	\$10,641	\$401	\$31	\$1,280	\$710	\$13,063
Red Mesa Unified District	010227000	\$9,559,599	\$2,498,664	\$0	\$2,970,668	\$981,355	\$16,010,286
Total Attending ADM: 931.840	Per ADM Amounts:	\$10,259	\$2,681	\$0	\$3,188	\$1,053	\$17,181
Round Valley Unified District	010210000	\$8,977,427	\$416,270	\$63,212	\$1,053,101	\$800,413	\$11,310,423
Total Attending ADM: 1,398.828	Per ADM Amounts:	\$6,418	\$298	\$45	\$753	\$572	\$8,086
Sanders Unified District	010218000	\$10,666,742	\$4,435,552	\$658,711	\$1,902,912	\$566,993	\$18,230,910
Total Attending ADM: 1,054.240	Per ADM Amounts:	\$10,118	\$4,207	\$625	\$1,805	\$538	\$17,293
St Johns Unified District	010201000	\$6,715,306	\$323,787	\$170,911	\$763,048	\$745,329	\$8,718,381
Total Attending ADM: 939.755	Per ADM Amounts:	\$7,146	\$345	\$182	\$812	\$793	\$9,277
Vernon Elementary District	010309000	\$1,062,868	\$17,665	\$0	\$107,803	\$9,258	\$1,197,594
Total Attending ADM: 72.345	Per ADM Amounts:	\$14,692	\$244	\$0	\$1,490	\$128	\$16,554
Window Rock Unified District	010208000	\$22,363,448	\$2,214,067	\$152,185	\$3,442,241	\$1,696,089	\$29,868,030
Total Attending ADM: 2,588.445	Per ADM Amounts:	\$8,640	\$855	\$59	\$1,330	\$655	\$11,539
Apache Totals		\$124,473,105	\$33,488,236	\$1,732,269	\$21,627,131	\$9,661,540	\$190,982,281
Total Attending ADM: 12,831.773	Per ADM Amounts:	\$9,700	\$2,610	\$135	\$1,685	\$753	\$14,884

Expenditures by Fund for Districts		Maintenance & Operation CSF & IIF Expenditures	Capital Expenditures	Facilities Expenditures	State & Federal Project Expenditures	Other Expenditures	Total Expenditures
Cochise County							
Apache Elementary District	020342000	\$214,092	\$5,155	\$0	\$25,420	\$31	\$244,698
Total Attending ADM: 7.500	Per ADM Amounts:	\$28,546	\$687	\$0	\$3,389	\$4	\$32,626
Ash Creek Elementary District	020453000	\$581,210	\$20,700	\$0	\$66,502	\$46,019	\$714,431
Total Attending ADM: 37.840	Per ADM Amounts:	\$15,360	\$547	\$0	\$1,757	\$1,216	\$18,880
Benson Unified School District	020209000	\$5,977,465	\$384,417	\$786,813	\$785,717	\$698,598	\$8,633,010
Total Attending ADM: 953.725	Per ADM Amounts:	\$6,267	\$403	\$825	\$824	\$732	\$9,052
Bisbee Unified District	020202000	\$6,089,694	\$205,668	\$665,920	\$918,242	\$547,502	\$8,427,026
Total Attending ADM: 942.360	Per ADM Amounts:	\$6,462	\$218	\$707	\$974	\$581	\$8,942
Bowie Unified District	020214000	\$1,320,693	\$78,466	\$91,706	\$96,425	\$37,855	\$1,625,145
Total Attending ADM: 106.460	Per ADM Amounts:	\$12,406	\$737	\$861	\$906	\$356	\$15,265
Cochise Elementary District	020326000	\$1,045,467	\$79,086	\$0	\$5,229	\$29,590	\$1,159,372
Total Attending ADM: 58.220	Per ADM Amounts:	\$17,957	\$1,358	\$0	\$90	\$508	\$19,914
Cochise Technology District	020801000	\$1,834,385	\$169,518	\$0	\$60,000	\$0	\$2,063,903
Total Attending ADM: 457.705	Per ADM Amounts:	\$4,008	\$370	\$0	\$131	\$0	\$4,509
Double Adobe Elementary District	020345000	\$499,598	\$19,333	\$1,358	\$25,508	\$0	\$545,797
Total Attending ADM: 50.235	Per ADM Amounts:	\$9,945	\$385	\$27	\$508	\$0	\$10,865
Douglas Unified District	020227000	\$19,032,629	\$945,220	\$2,143,828	\$4,874,295	\$2,250,505	\$29,246,477
Total Attending ADM: 3,986.400	Per ADM Amounts:	\$4,774	\$237	\$538	\$1,223	\$565	\$7,337
Elfrida Elementary District	020412000	\$946,572	\$73,921	\$13,259	\$245,471	\$117,124	\$1,396,347
Total Attending ADM: 174.850	Per ADM Amounts:	\$5,414	\$423	\$76	\$1,404	\$670	\$7,986
Forrest Elementary District	020381000	\$51,261	\$16,194	\$0	\$0	\$0	\$67,455
Total Attending ADM: 0.000	Per ADM Amounts:						
Fort Huachuca Accommodation District	020100000	\$5,595,141	\$235,149	\$97,404	\$8,288,599	\$344,367	\$14,560,660
Total Attending ADM: 1,053.655	Per ADM Amounts:	\$5,310	\$223	\$92	\$7,867	\$327	\$13,819
McNeal Elementary District	020355000	\$572,195	\$72,606	\$530	\$60,543	\$23,548	\$729,422
Total Attending ADM: 36.850	Per ADM Amounts:	\$15,528	\$1,970	\$14	\$1,643	\$639	\$19,794
Naco Elementary District	020323000	\$2,086,808	\$59,872	\$38,114	\$303,035	\$193,457	\$2,681,286
Total Attending ADM: 243.485	Per ADM Amounts:	\$8,571	\$246	\$157	\$1,245	\$795	\$11,012
Palominas Elementary District	020349000	\$9,470,466	\$554,275	\$82,110	\$497,350	\$407,805	\$11,012,006
Total Attending ADM: 1,052.815	Per ADM Amounts:	\$8,995	\$526	\$78	\$472	\$387	\$10,460
Pearce Elementary District	020422000	\$915,853	\$30,746	\$12,133	\$102,795	\$45,630	\$1,107,157
Total Attending ADM: 114.940	Per ADM Amounts:	\$7,968	\$267	\$106	\$894	\$397	\$9,632
Pomerene Elementary District	020364000	\$962,482	\$36,496	\$50,024	\$89,932	\$27,589	\$1,166,523
Total Attending ADM: 112.460	Per ADM Amounts:	\$8,558	\$325	\$445	\$800	\$245	\$10,373

Expenditures by Fund for Districts

		Maintenance & Operation CSF & IIF Expenditures	Capital Expenditures	Facilities Expenditures	State & Federal Project Expenditures	Other Expenditures	Total Expenditures
Cochise County							
Rucker Elementary District	020366000	\$39,539	\$0	\$0	\$0	\$0	\$39,539
Total Attending ADM: 0.000	Per ADM Amounts:						
San Simon Unified District	020218000	\$1,363,407	\$72,623	\$56,489	\$67,386	\$81,052	\$1,640,957
Total Attending ADM: 117.580	Per ADM Amounts:	\$11,596	\$618	\$480	\$573	\$689	\$13,956
Sierra Vista Unified District	020268000	\$36,474,793	\$2,141,900	\$3,677,659	\$3,737,739	\$4,935,633	\$50,967,724
Total Attending ADM: 6,617.240	Per ADM Amounts:	\$5,512	\$324	\$556	\$565	\$746	\$7,702
St David Unified District	020221000	\$3,017,697	\$155,285	\$250,593	\$578,480	\$267,585	\$4,269,640
Total Attending ADM: 495.145	Per ADM Amounts:	\$6,095	\$314	\$506	\$1,168	\$540	\$8,623
Tombstone Unified District	020201000	\$5,035,662	\$163,453	\$1,215,292	\$809,585	\$553,691	\$7,777,683
Total Attending ADM: 868.630	Per ADM Amounts:	\$5,797	\$188	\$1,399	\$932	\$637	\$8,954
Valley Union High School District	020522000	\$1,623,076	\$142,523	\$135,957	\$131,748	\$249,767	\$2,283,071
Total Attending ADM: 188.120	Per ADM Amounts:	\$8,628	\$758	\$723	\$700	\$1,328	\$12,136
Willcox Unified District	020213000	\$7,400,036	\$513,568	\$113,449	\$1,626,471	\$991,922	\$10,645,446
Total Attending ADM: 1,331.510	Per ADM Amounts:	\$5,558	\$386	\$85	\$1,222	\$745	\$7,995
Cochise Totals		\$112,150,221	\$6,176,174	\$9,432,638	\$23,396,472	\$11,849,270	\$163,004,775
Total Attending ADM: 19,007.725	Per ADM Amounts:	\$5,900	\$325	\$496	\$1,231	\$623	\$8,576

Expenditures by Fund for Districts		Maintenance & Operation CSF & IIF Expenditures	Capital Expenditures	Facilities Expenditures	State & Federal Project Expenditures	Other Expenditures	Total Expenditures
Coconino County							
CAVIAT Coconino Assoc for Vocation Industry and	030801000	\$1,906,790	\$66,651	\$0	\$0	\$0	\$1,973,441
Total Attending ADM: 702.575	Per ADM Amounts:	\$2,714	\$95	\$0	\$0	\$0	\$2,809
Chevelon Butte School District	030305000	\$381,289	\$20,152	\$0	\$0	\$554	\$401,995
Total Attending ADM: 0.000	Per ADM Amounts:						
Coconino County Regional Accommodation SD	030199000	\$717,459	\$48,293	\$592,352	\$224,335	\$19,237	\$1,601,676
Total Attending ADM: 126.075	Per ADM Amounts:	\$5,691	\$383	\$4,698	\$1,779	\$153	\$12,704
Flagstaff Unified District	030201000	\$65,819,952	\$4,939,194	\$12,637,364	\$8,728,976	\$6,845,579	\$98,971,065
Total Attending ADM: 10,765.288	Per ADM Amounts:	\$6,114	\$459	\$1,174	\$811	\$636	\$9,194
Fredonia-Mocasin Unified District	030206000	\$2,076,841	\$298,919	\$20,395	\$821,958	\$106,939	\$3,325,052
Total Attending ADM: 343.790	Per ADM Amounts:	\$6,041	\$869	\$59	\$2,391	\$311	\$9,672
Grand Canyon Unified District	030204000	\$2,760,681	\$340,535	\$464,824	\$268,954	\$377,332	\$4,212,326
Total Attending ADM: 292.445	Per ADM Amounts:	\$9,440	\$1,164	\$1,589	\$920	\$1,290	\$14,404
Maine Consolidated School District	030310000	\$1,557,413	\$111,183	\$26,392	\$31,211	\$48,690	\$1,774,889
Total Attending ADM: 85.520	Per ADM Amounts:	\$18,211	\$1,300	\$309	\$365	\$569	\$20,754
Page Unified District	030208000	\$18,037,821	\$4,281,567	\$5,238,431	\$5,249,591	\$2,593,778	\$35,401,188
Total Attending ADM: 2,850.648	Per ADM Amounts:	\$6,328	\$1,502	\$1,838	\$1,842	\$910	\$12,419
Tuba City Unified District	030215000	\$18,245,366	\$5,538,082	\$6,039,153	\$4,784,990	\$1,862,229	\$36,469,820
Total Attending ADM: 2,162.768	Per ADM Amounts:	\$8,436	\$2,561	\$2,792	\$2,212	\$861	\$16,863
Williams Unified District	030202000	\$4,374,867	\$180,431	\$699,328	\$1,153,577	\$731,567	\$7,139,770
Total Attending ADM: 710.335	Per ADM Amounts:	\$6,159	\$254	\$985	\$1,624	\$1,030	\$10,051
Coconino Totals		\$115,878,479	\$15,825,007	\$25,718,239	\$21,263,592	\$12,585,905	\$191,271,222
Total Attending ADM: 18,039.444	Per ADM Amounts:	\$6,424	\$877	\$1,426	\$1,179	\$698	\$10,603

Expenditures by Fund for Districts

		Maintenance & Operation CSF & IIF Expenditures	Capital Expenditures	Facilities Expenditures	State & Federal Project Expenditures	Other Expenditures	Total Expenditures
Gila County							
Gila County Regional School District	040149000	\$181,571	\$30,173	\$0	\$0	\$109,481	\$321,225
Total Attending ADM: 47.760	Per ADM Amounts:	\$3,802	\$632	\$0	\$0	\$2,292	\$6,726
Globe Unified District	040201000	\$10,344,794	\$699,280	\$1,973,826	\$1,710,043	\$579,253	\$15,307,196
Total Attending ADM: 1,963.270	Per ADM Amounts:	\$5,269	\$356	\$1,005	\$871	\$295	\$7,797
Hayden-Winkelman Unified District	040241000	\$2,852,830	\$168,977	\$994,591	\$523,903	\$366,054	\$4,906,355
Total Attending ADM: 398.770	Per ADM Amounts:	\$7,154	\$424	\$2,494	\$1,314	\$918	\$12,304
Miami Unified District	040240000	\$5,766,234	\$457,370	\$46,647	\$1,180,727	\$751,060	\$8,202,038
Total Attending ADM: 1,045.538	Per ADM Amounts:	\$5,515	\$437	\$45	\$1,129	\$718	\$7,845
Payson Unified District	040210000	\$14,863,909	\$1,208,370	\$1,755,696	\$2,140,090	\$1,338,230	\$21,306,295
Total Attending ADM: 2,715.142	Per ADM Amounts:	\$5,474	\$445	\$647	\$788	\$493	\$7,847
Pine Strawberry Elementary District	040312000	\$1,498,157	\$66,223	\$38,800	\$153,440	\$90,385	\$1,847,005
Total Attending ADM: 110.200	Per ADM Amounts:	\$13,595	\$601	\$352	\$1,392	\$820	\$16,760
San Carlos Unified District	040220000	\$9,143,276	\$4,522,177	\$689,448	\$2,566,607	\$1,164,548	\$18,086,056
Total Attending ADM: 1,171.015	Per ADM Amounts:	\$7,808	\$3,862	\$589	\$2,192	\$994	\$15,445
Tonto Basin Elementary District	040333000	\$766,579	\$97,480	\$0	\$78,200	\$92,073	\$1,034,332
Total Attending ADM: 68.885	Per ADM Amounts:	\$11,128	\$1,415	\$0	\$1,135	\$1,337	\$15,015
Young Elementary District	040305000	\$982,927	\$5,350	\$5,222	\$171,083	\$37,247	\$1,201,829
Total Attending ADM: 65.510	Per ADM Amounts:	\$15,004	\$82	\$80	\$2,612	\$569	\$18,346
Gila Totals		\$46,400,277	\$7,255,400	\$5,504,230	\$8,524,093	\$4,528,330	\$72,212,330
Total Attending ADM: 7,586.090	Per ADM Amounts:	\$6,116	\$956	\$726	\$1,124	\$597	\$9,519

Expenditures by Fund for Districts

		Maintenance & Operation CSF & IIF Expenditures	Capital Expenditures	Facilities Expenditures	State & Federal Project Expenditures	Other Expenditures	Total Expenditures
Graham County							
Bonita Elementary District	050316000	\$1,116,087	\$58,479	\$8,139	\$52,664	\$49,420	\$1,284,789
Total Attending ADM: 90.670	Per ADM Amounts:	\$12,309	\$645	\$90	\$581	\$545	\$14,170
Ft Thomas Unified District	050207000	\$4,146,825	\$920,589	\$0	\$1,664,914	\$500,260	\$7,232,588
Total Attending ADM: 519.505	Per ADM Amounts:	\$7,982	\$1,772	\$0	\$3,205	\$963	\$13,922
Gila Institute for Technology	050802000	\$1,240,931	\$178,839	\$0	\$2,456	\$70	\$1,422,296
Total Attending ADM: 413.520	Per ADM Amounts:	\$3,001	\$432	\$0	\$6	\$0	\$3,439
Klondyke Elementary District	050309000	\$86,902	\$886	\$0	\$0	\$120	\$87,908
Total Attending ADM: 0.000	Per ADM Amounts:						
Pima Unified District	050206000	\$3,584,903	\$255,693	\$49,503	\$371,910	\$380,104	\$4,642,113
Total Attending ADM: 623.170	Per ADM Amounts:	\$5,753	\$410	\$79	\$597	\$610	\$7,449
Safford Unified District	050201000	\$13,384,127	\$403,866	\$2,721,989	\$2,134,871	\$983,143	\$19,627,996
Total Attending ADM: 2,677.335	Per ADM Amounts:	\$4,999	\$151	\$1,017	\$797	\$367	\$7,331
Solomon Elementary District	050305000	\$1,473,070	\$168,980	\$24,691	\$144,136	\$85,800	\$1,896,677
Total Attending ADM: 171.260	Per ADM Amounts:	\$8,601	\$987	\$144	\$842	\$501	\$11,075
Thatcher Unified District	050204000	\$5,568,504	\$453,042	\$535,390	\$599,777	\$782,097	\$7,938,810
Total Attending ADM: 1,142.490	Per ADM Amounts:	\$4,874	\$397	\$469	\$525	\$685	\$6,949
Graham Totals		\$30,601,349	\$2,440,374	\$3,339,712	\$4,970,728	\$2,781,014	\$44,133,177
Total Attending ADM: 5,637.950	Per ADM Amounts:	\$5,428	\$433	\$592	\$882	\$493	\$7,828

Expenditures by Fund for Districts

		Maintenance & Operation CSF & IIF Expenditures	Capital Expenditures	Facilities Expenditures	State & Federal Project Expenditures	Other Expenditures	Total Expenditures
Greenlee County							
Blue Elementary District	060322000	\$68,460	\$0	\$0	\$25,221	\$0	\$93,681
Total Attending ADM: 5.560	Per ADM Amounts:	\$12,313	\$0	\$0	\$4,536	\$0	\$16,849
Clifton Unified District	060203000	\$1,171,682	\$41,834	\$406,830	\$117,906	\$181,641	\$1,919,893
Total Attending ADM: 177.865	Per ADM Amounts:	\$6,587	\$235	\$2,287	\$663	\$1,021	\$10,794
Duncan Unified District	060202000	\$3,092,833	\$185,716	\$318,693	\$431,791	\$222,087	\$4,251,120
Total Attending ADM: 437.595	Per ADM Amounts:	\$7,068	\$424	\$728	\$987	\$508	\$9,715
Eagle Elementary District	060345000	\$5,865	\$2,935	\$0	\$0	\$0	\$8,800
Total Attending ADM: 0.000	Per ADM Amounts:						
Morenci Unified District	060218000	\$5,257,904	\$649,063	\$183,547	\$170,934	\$550,438	\$6,811,886
Total Attending ADM: 928.135	Per ADM Amounts:	\$5,665	\$699	\$198	\$184	\$593	\$7,339
Greenlee Totals		\$9,596,744	\$879,548	\$909,070	\$745,852	\$954,166	\$13,085,380
Total Attending ADM: 1,549.155	Per ADM Amounts:	\$6,195	\$568	\$587	\$481	\$616	\$8,447

Expenditures by Fund for Districts

		Maintenance & Operation CSF & IIF Expenditures	Capital Expenditures	Facilities Expenditures	State & Federal Project Expenditures	Other Expenditures	Total Expenditures
La Paz County							
Bicentennial Union High School District	150576000	\$1,523,317	\$63,613	\$466,394	\$333,897	\$87,322	\$2,474,543
Total Attending ADM: 132.492	Per ADM Amounts:	\$11,497	\$480	\$3,520	\$2,520	\$659	\$18,677
Bouse Elementary District	150426000	\$489,862	\$13,256	\$25,129	\$59,236	\$35,119	\$622,602
Total Attending ADM: 46.995	Per ADM Amounts:	\$10,424	\$282	\$535	\$1,260	\$747	\$13,248
Parker Unified School District	150227000	\$14,804,531	\$2,167,267	\$300,987	\$1,841,285	\$1,133,557	\$20,247,627
Total Attending ADM: 1,934.975	Per ADM Amounts:	\$7,651	\$1,120	\$156	\$952	\$586	\$10,464
Quartzsite Elementary District	150404000	\$1,853,977	\$116,021	\$221,357	\$176,030	\$185,187	\$2,552,572
Total Attending ADM: 264.895	Per ADM Amounts:	\$6,999	\$438	\$836	\$665	\$699	\$9,636
Salome Consolidated Elementary District	150430000	\$1,134,628	\$40,128	\$69,311	\$161,144	\$84,393	\$1,489,604
Total Attending ADM: 105.010	Per ADM Amounts:	\$10,805	\$382	\$660	\$1,535	\$804	\$14,185
Wenden Elementary District	150419000	\$1,035,461	\$37,582	\$53,449	\$104,826	\$97,267	\$1,328,585
Total Attending ADM: 85.195	Per ADM Amounts:	\$12,154	\$441	\$627	\$1,230	\$1,142	\$15,595
La Paz Totals		\$20,841,776	\$2,437,867	\$1,136,627	\$2,676,418	\$1,622,845	\$28,715,533
Total Attending ADM: 2,569.562	Per ADM Amounts:	\$8,111	\$949	\$442	\$1,042	\$632	\$11,175

Expenditures by Fund for Districts

		Maintenance & Operation CSF & IIF Expenditures	Capital Expenditures	Facilities Expenditures	State & Federal Project Expenditures	Other Expenditures	Total Expenditures
Maricopa County							
Agua Fria Union High School District	070516000	\$26,980,347	\$2,271,348	\$28,792,277	\$1,988,043	\$5,547,186	\$65,579,201
Total Attending ADM: 4,726.815	Per ADM Amounts:	\$5,708	\$481	\$6,091	\$421	\$1,174	\$13,874
Aguila Elementary District	070363000	\$1,333,600	\$62,995	\$4,653	\$439,826	\$248,539	\$2,089,613
Total Attending ADM: 161.600	Per ADM Amounts:	\$8,252	\$390	\$29	\$2,722	\$1,538	\$12,931
Alhambra Elementary District	070468000	\$71,349,329	\$12,041,365	\$6,087,955	\$14,180,424	\$12,063,228	\$115,722,301
Total Attending ADM: 14,582.500	Per ADM Amounts:	\$4,893	\$826	\$417	\$972	\$827	\$7,936
Arlington Elementary District	070447000	\$1,396,748	\$74,308	\$0	\$359,519	\$183,445	\$2,014,020
Total Attending ADM: 226.340	Per ADM Amounts:	\$6,171	\$328	\$0	\$1,588	\$810	\$8,898
Avondale Elementary District	070444000	\$26,744,052	\$2,206,066	\$6,058,359	\$3,295,938	\$3,363,192	\$41,667,607
Total Attending ADM: 5,313.385	Per ADM Amounts:	\$5,033	\$415	\$1,140	\$620	\$633	\$7,842
Balsz Elementary District	070431000	\$18,235,970	\$609,887	\$2,492,414	\$2,878,904	\$2,959,858	\$27,177,033
Total Attending ADM: 3,360.460	Per ADM Amounts:	\$5,427	\$181	\$742	\$857	\$881	\$8,087
Buckeye Elementary District	070433000	\$12,314,815	\$944,961	\$4,990,190	\$1,316,628	\$1,188,354	\$20,754,948
Total Attending ADM: 2,654.445	Per ADM Amounts:	\$4,639	\$356	\$1,880	\$496	\$448	\$7,819
Buckeye Union High School District	070501000	\$12,044,244	\$895,973	\$10,669,265	\$1,082,321	\$1,476,269	\$26,168,072
Total Attending ADM: 2,184.902	Per ADM Amounts:	\$5,512	\$410	\$4,883	\$495	\$676	\$11,977
Cartwright Elementary District	070483000	\$95,801,307	\$5,437,551	\$469,124	\$17,140,524	\$12,006,804	\$130,855,310
Total Attending ADM: 19,165.695	Per ADM Amounts:	\$4,999	\$284	\$24	\$894	\$626	\$6,828
Cave Creek Unified District	070293000	\$31,813,408	\$1,833,596	\$2,890,942	\$1,966,547	\$4,870,777	\$43,375,270
Total Attending ADM: 5,499.562	Per ADM Amounts:	\$5,785	\$333	\$526	\$358	\$886	\$7,887
Chandler Unified District	070280000	\$158,403,334	\$8,398,924	\$62,971,257	\$10,201,284	\$19,386,032	\$259,360,831
Total Attending ADM: 30,401.255	Per ADM Amounts:	\$5,210	\$276	\$2,071	\$336	\$638	\$8,531
Creighton Elementary District	070414000	\$41,188,723	\$3,152,795	\$5,429,460	\$10,777,553	\$5,776,356	\$66,324,887
Total Attending ADM: 7,676.660	Per ADM Amounts:	\$5,365	\$411	\$707	\$1,404	\$752	\$8,640
Deer Valley Unified District	070297000	\$175,520,749	\$10,863,322	\$43,053,926	\$11,635,443	\$20,812,555	\$261,885,995
Total Attending ADM: 33,335.912	Per ADM Amounts:	\$5,265	\$326	\$1,292	\$349	\$624	\$7,856
Dysart Unified District	070289000	\$84,057,898	\$10,861,210	\$57,512,522	\$6,728,105	\$9,258,017	\$168,417,752
Total Attending ADM: 16,780.445	Per ADM Amounts:	\$5,009	\$647	\$3,427	\$401	\$552	\$10,037
East Valley Institute of Technology	070801000	\$26,676,604	\$2,705,764	\$6,406,400	\$1,162,033	\$664,767	\$37,615,568
Total Attending ADM: 6,910.535	Per ADM Amounts:	\$3,860	\$392	\$927	\$168	\$96	\$5,443
Fountain Hills Unified District	070298000	\$13,249,804	\$1,403,860	\$5,878,115	\$604,254	\$1,381,536	\$22,517,569
Total Attending ADM: 2,331.355	Per ADM Amounts:	\$5,683	\$602	\$2,521	\$259	\$593	\$9,659
Fowler Elementary District	070445000	\$19,336,810	\$2,125,733	\$6,603,909	\$3,046,435	\$2,911,749	\$34,024,636
Total Attending ADM: 3,944.705	Per ADM Amounts:	\$4,902	\$539	\$1,674	\$772	\$738	\$8,625

Expenditures by Fund for Districts

		Maintenance & Operation CSF & IIF Expenditures	Capital Expenditures	Facilities Expenditures	State & Federal Project Expenditures	Other Expenditures	Total Expenditures
Maricopa County							
Gila Bend Unified District	070224000	\$3,405,792	\$78,654	\$49,881	\$823,943	\$306,850	\$4,665,120
Total Attending ADM: 465.350	Per ADM Amounts:	\$7,319	\$169	\$107	\$1,771	\$659	\$10,025
Gilbert Unified District	070241000	\$183,491,699	\$17,646,765	\$31,023,781	\$9,169,325	\$24,498,612	\$265,830,182
Total Attending ADM: 35,514.165	Per ADM Amounts:	\$5,167	\$497	\$874	\$258	\$690	\$7,485
Glendale Elementary District	070440000	\$64,120,437	\$5,934,967	\$30,510,147	\$12,252,836	\$15,089,544	\$127,907,931
Total Attending ADM: 12,787.265	Per ADM Amounts:	\$5,014	\$464	\$2,386	\$958	\$1,180	\$10,003
Glendale Union High School District	070505000	\$89,407,557	\$3,790,251	\$16,379,516	\$8,986,393	\$9,968,371	\$128,532,088
Total Attending ADM: 14,786.002	Per ADM Amounts:	\$6,047	\$256	\$1,108	\$608	\$674	\$8,693
Higley Unified District	070260000	\$33,832,422	\$2,469,633	\$41,447,490	\$650,659	\$3,897,966	\$82,298,170
Total Attending ADM: 6,693.472	Per ADM Amounts:	\$5,055	\$369	\$6,192	\$97	\$582	\$12,295
Isaac Elementary District	070405000	\$44,415,785	\$3,146,204	\$2,441,052	\$11,452,980	\$5,939,258	\$67,395,279
Total Attending ADM: 8,052.610	Per ADM Amounts:	\$5,516	\$391	\$303	\$1,422	\$738	\$8,369
Kyrene Elementary District	070428000	\$97,257,793	\$9,070,575	\$20,520,987	\$7,849,422	\$18,445,587	\$153,144,364
Total Attending ADM: 17,455.850	Per ADM Amounts:	\$5,572	\$520	\$1,176	\$450	\$1,057	\$8,773
Laveen Elementary District	070459000	\$12,354,985	\$443,515	\$1,982,311	\$1,845,936	\$1,222,504	\$17,849,251
Total Attending ADM: 2,689.470	Per ADM Amounts:	\$4,594	\$165	\$737	\$686	\$455	\$6,637
Liberty Elementary District	070425000	\$14,332,406	\$474,900	\$1,077,504	\$1,370,308	\$1,065,102	\$18,320,220
Total Attending ADM: 2,641.310	Per ADM Amounts:	\$5,426	\$180	\$408	\$519	\$403	\$6,936
Litchfield Elementary District	070479000	\$37,394,073	\$2,523,816	\$5,892,775	\$1,566,166	\$5,064,785	\$52,441,615
Total Attending ADM: 7,370.420	Per ADM Amounts:	\$5,074	\$342	\$800	\$212	\$687	\$7,115
Littleton Elementary District	070465000	\$17,445,927	\$1,293,774	\$8,410,265	\$1,479,807	\$1,826,257	\$30,456,030
Total Attending ADM: 3,761.365	Per ADM Amounts:	\$4,638	\$344	\$2,236	\$393	\$486	\$8,097
Madison Elementary District	070438000	\$30,070,211	\$5,700,689	\$6,554,366	\$2,416,199	\$6,512,247	\$51,253,712
Total Attending ADM: 4,953.420	Per ADM Amounts:	\$6,071	\$1,151	\$1,323	\$488	\$1,315	\$10,347
Maricopa County Regional District	070199000	\$8,776,617	\$732,627	\$237,779	\$2,281,607	\$1,708,966	\$13,737,596
Total Attending ADM: 1,612.838	Per ADM Amounts:	\$5,442	\$454	\$147	\$1,415	\$1,060	\$8,518
Mesa Unified District	070204000	\$399,400,695	\$23,861,369	\$37,432,457	\$41,040,622	\$80,606,108	\$582,341,251
Total Attending ADM: 69,353.762	Per ADM Amounts:	\$5,759	\$344	\$540	\$592	\$1,162	\$8,397
Mobile Elementary District	070386000	\$487,091	\$7,908	\$36,306	\$31,940	\$22,148	\$585,393
Total Attending ADM: 11.360	Per ADM Amounts:	\$42,878	\$696	\$3,196	\$2,812	\$1,950	\$51,531
Morristown Elementary District	070375000	\$1,383,497	\$78,424	\$3,149	\$105,427	\$293,222	\$1,863,719
Total Attending ADM: 136.220	Per ADM Amounts:	\$10,156	\$576	\$23	\$774	\$2,153	\$13,682
Murphy Elementary District	070421000	\$13,355,083	\$738,173	\$1,569,617	\$5,495,142	\$3,359,884	\$24,517,899
Total Attending ADM: 2,497.455	Per ADM Amounts:	\$5,347	\$296	\$628	\$2,200	\$1,345	\$9,817

Expenditures by Fund for Districts

		Maintenance & Operation CSF & IIF Expenditures	Capital Expenditures	Facilities Expenditures	State & Federal Project Expenditures	Other Expenditures	Total Expenditures
Maricopa County							
Nadaburg Elementary District	070381000	\$5,618,802	\$292,100	\$424,635	\$690,529	\$560,498	\$7,586,564
Total Attending ADM: 692.565	Per ADM Amounts:	\$8,113	\$422	\$613	\$997	\$809	\$10,954
Osborn Elementary District	070408000	\$19,510,626	\$996,991	\$4,029,200	\$4,887,021	\$2,955,129	\$32,378,967
Total Attending ADM: 3,457.565	Per ADM Amounts:	\$5,643	\$288	\$1,165	\$1,413	\$855	\$9,365
Palo Verde Elementary District	070449000	\$2,158,702	\$386,456	\$149,052	\$286,246	\$244,232	\$3,224,688
Total Attending ADM: 379.370	Per ADM Amounts:	\$5,690	\$1,019	\$393	\$755	\$644	\$8,500
Paloma Elementary District	070394000	\$704,169	\$54,276	\$8,543	\$61,222	\$40,923	\$869,133
Total Attending ADM: 41.435	Per ADM Amounts:	\$16,995	\$1,310	\$206	\$1,478	\$988	\$20,976
Paradise Valley Unified District	070269000	\$188,180,198	\$15,797,318	\$49,222,248	\$12,821,042	\$21,972,103	\$287,992,909
Total Attending ADM: 33,186.638	Per ADM Amounts:	\$5,670	\$476	\$1,483	\$386	\$662	\$8,678
Pendergast Elementary District	070492000	\$52,371,791	\$4,789,205	\$10,628,274	\$5,066,627	\$9,272,396	\$82,128,293
Total Attending ADM: 9,871.735	Per ADM Amounts:	\$5,305	\$485	\$1,077	\$513	\$939	\$8,320
Peoria Unified School District	070211000	\$202,717,055	\$8,845,249	\$46,292,103	\$13,718,396	\$20,125,752	\$291,698,555
Total Attending ADM: 36,228.982	Per ADM Amounts:	\$5,595	\$244	\$1,278	\$379	\$556	\$8,052
Phoenix Elementary District	070401000	\$51,183,791	\$3,168,526	\$10,367,088	\$13,830,799	\$10,324,254	\$88,874,458
Total Attending ADM: 7,359.992	Per ADM Amounts:	\$6,954	\$431	\$1,409	\$1,879	\$1,403	\$12,075
Phoenix Union High School District	070510000	\$186,539,749	\$15,759,004	\$28,831,406	\$23,395,497	\$10,687,433	\$265,213,089
Total Attending ADM: 23,477.778	Per ADM Amounts:	\$7,945	\$671	\$1,228	\$996	\$455	\$11,296
Queen Creek Unified District	070295000	\$20,602,920	\$1,810,163	\$4,736,123	\$1,948,070	\$2,907,680	\$32,004,956
Total Attending ADM: 3,694.258	Per ADM Amounts:	\$5,577	\$490	\$1,282	\$527	\$787	\$8,663
Riverside Elementary District	070402000	\$4,235,527	\$636,970	\$2,889,071	\$316,935	\$545,638	\$8,624,141
Total Attending ADM: 750.490	Per ADM Amounts:	\$5,644	\$849	\$3,850	\$422	\$727	\$11,491
Roosevelt Elementary District	070466000	\$69,809,987	\$3,212,030	\$6,235,743	\$18,678,759	\$8,289,212	\$106,225,731
Total Attending ADM: 11,899.005	Per ADM Amounts:	\$5,867	\$270	\$524	\$1,570	\$697	\$8,927
Saddle Mountain Unified School District	070290000	\$6,557,970	\$2,280,152	\$5,504,528	\$650,404	\$450,247	\$15,443,301
Total Attending ADM: 912.185	Per ADM Amounts:	\$7,189	\$2,500	\$6,034	\$713	\$494	\$16,930
Scottsdale Unified District	070248000	\$153,895,804	\$8,982,821	\$41,768,078	\$11,785,297	\$16,247,948	\$232,679,948
Total Attending ADM: 25,534.460	Per ADM Amounts:	\$6,027	\$352	\$1,636	\$462	\$636	\$9,112
Sentinel Elementary District	070371000	\$661,436	\$56,143	\$71,729	\$18,365	\$46,275	\$853,948
Total Attending ADM: 36.430	Per ADM Amounts:	\$18,156	\$1,541	\$1,969	\$504	\$1,270	\$23,441
Tempe School District	070403000	\$80,246,298	\$3,757,163	\$11,648,202	\$11,552,075	\$7,552,401	\$114,756,139
Total Attending ADM: 12,684.015	Per ADM Amounts:	\$6,327	\$296	\$918	\$911	\$595	\$9,047
Tempe Union High School District	070513000	\$73,425,653	\$5,591,558	\$26,888,034	\$6,545,566	\$10,466,059	\$122,916,870
Total Attending ADM: 13,302.745	Per ADM Amounts:	\$5,520	\$420	\$2,021	\$492	\$787	\$9,240

Expenditures by Fund for Districts

		Maintenance & Operation CSF & IIF Expenditures	Capital Expenditures	Facilities Expenditures	State & Federal Project Expenditures	Other Expenditures	Total Expenditures
Maricopa County							
Tolleson Elementary District	070417000	\$12,852,996	\$976,801	\$8,250,591	\$2,159,231	\$1,959,337	\$26,198,956
Total Attending ADM: 2,503.595	Per ADM Amounts:	\$5,134	\$390	\$3,295	\$862	\$783	\$10,465
Tolleson Union High School District	070514000	\$36,685,399	\$2,533,541	\$6,641,729	\$2,677,884	\$3,735,652	\$52,274,205
Total Attending ADM: 7,346.812	Per ADM Amounts:	\$4,993	\$345	\$904	\$364	\$508	\$7,115
Union Elementary District	070462000	\$5,704,109	\$351,971	\$2,511,579	\$261,937	\$887,224	\$9,716,820
Total Attending ADM: 988.315	Per ADM Amounts:	\$5,772	\$356	\$2,541	\$265	\$898	\$9,832
Washington Elementary School District	070406000	\$130,789,344	\$7,534,491	\$21,282,060	\$19,273,979	\$32,407,162	\$211,287,036
Total Attending ADM: 23,206.340	Per ADM Amounts:	\$5,636	\$325	\$917	\$831	\$1,396	\$9,105
West-MEC - Western Maricopa Education Center	070802000	\$11,223,009	\$98,171	\$0	\$0	\$11,172	\$11,332,352
Total Attending ADM: 3,674.565	Per ADM Amounts:	\$3,054	\$27	\$0	\$0	\$3	\$3,084
Wickenburg Unified District	070209000	\$8,334,133	\$368,725	\$1,942,792	\$809,642	\$910,798	\$12,366,090
Total Attending ADM: 1,413.290	Per ADM Amounts:	\$5,897	\$261	\$1,375	\$573	\$644	\$8,750
Wilson Elementary District	070407000	\$8,793,596	\$1,511,164	\$1,897,629	\$2,312,518	\$1,206,604	\$15,721,511
Total Attending ADM: 1,203.620	Per ADM Amounts:	\$7,306	\$1,256	\$1,577	\$1,921	\$1,002	\$13,062
Maricopa Totals		\$3,200,182,876	\$233,672,890	\$748,100,588	\$351,370,534	\$447,732,204	\$4,981,059,092
Total Attending ADM: 573,885.090	Per ADM Amounts:	\$5,576	\$407	\$1,304	\$612	\$780	\$8,680

Expenditures by Fund for Districts

		Maintenance & Operation CSF & IIF Expenditures	Capital Expenditures	Facilities Expenditures	State & Federal Project Expenditures	Other Expenditures	Total Expenditures
Mohave County							
Bullhead City Elementary District	080415000	\$16,672,244	\$1,702,294	\$1,781,960	\$3,011,312	\$1,820,312	\$24,988,122
Total Attending ADM: 3,699.535	Per ADM Amounts:	\$4,507	\$460	\$482	\$814	\$492	\$6,754
Colorado City Unified District	080214000	\$2,582,148	\$499,131	\$265,963	\$1,495,790	\$241,117	\$5,084,149
Total Attending ADM: 359.595	Per ADM Amounts:	\$7,181	\$1,388	\$740	\$4,160	\$671	\$14,139
Colorado River Union High School District	080502000	\$10,733,573	\$1,173,539	\$2,782,916	\$1,564,714	\$1,523,081	\$17,777,823
Total Attending ADM: 2,346.115	Per ADM Amounts:	\$4,575	\$500	\$1,186	\$667	\$649	\$7,578
Hackberry School District	080303000	\$680,563	\$28,701	\$20,361	\$85,239	\$45,504	\$860,368
Total Attending ADM: 54.630	Per ADM Amounts:	\$12,458	\$525	\$373	\$1,560	\$833	\$15,749
Kingman Unified School District	080220000	\$34,911,224	\$1,855,338	\$3,782,233	\$6,186,568	\$3,056,011	\$49,791,374
Total Attending ADM: 7,318.205	Per ADM Amounts:	\$4,770	\$254	\$517	\$845	\$418	\$6,804
Lake Havasu Unified District	080201000	\$30,886,591	\$2,876,338	\$5,295,310	\$3,390,854	\$2,900,978	\$45,350,071
Total Attending ADM: 6,235.538	Per ADM Amounts:	\$4,953	\$461	\$849	\$544	\$465	\$7,273
Littlefield Unified District	080209000	\$3,022,429	\$121,447	\$156,109	\$275,158	\$407,869	\$3,983,012
Total Attending ADM: 491.555	Per ADM Amounts:	\$6,149	\$247	\$318	\$560	\$830	\$8,103
Mohave Valley Elementary District	080416000	\$8,436,724	\$747,509	\$1,406,426	\$1,122,517	\$606,791	\$12,319,967
Total Attending ADM: 1,833.765	Per ADM Amounts:	\$4,601	\$408	\$767	\$612	\$331	\$6,718
Owens-Whitney Elementary District	080306000	\$468,153	\$36,413	\$13,990	\$28,689	\$12,076	\$559,321
Total Attending ADM: 30.170	Per ADM Amounts:	\$15,517	\$1,207	\$464	\$951	\$400	\$18,539
Peach Springs Unified District	080208000	\$3,291,510	\$742,187	\$454,531	\$515,181	\$122,873	\$5,126,282
Total Attending ADM: 601.650	Per ADM Amounts:	\$5,471	\$1,234	\$755	\$856	\$204	\$8,520
Topock Elementary District	080412000	\$834,304	\$63,446	\$25,124	\$187,656	\$62,074	\$1,172,604
Total Attending ADM: 133.065	Per ADM Amounts:	\$6,270	\$477	\$189	\$1,410	\$466	\$8,812
Valentine Elementary District	080322000	\$583,919	\$57,455	\$13,217	\$0	\$0	\$654,591
Total Attending ADM: 57.455	Per ADM Amounts:	\$10,163	\$1,000	\$230	\$0	\$0	\$11,393
Yucca Elementary District	080313000	\$268,240	\$20,688	\$2,825	\$31,131	\$6,300	\$329,184
Total Attending ADM: 28.350	Per ADM Amounts:	\$9,462	\$730	\$100	\$1,098	\$222	\$11,611
Mohave Totals		\$113,371,622	\$9,924,486	\$16,000,965	\$17,894,809	\$10,804,985	\$167,996,867
Total Attending ADM: 23,189.628	Per ADM Amounts:	\$4,889	\$428	\$690	\$772	\$466	\$7,244

Expenditures by Fund for Districts

		Maintenance & Operation CSF & IIF Expenditures	Capital Expenditures	Facilities Expenditures	State & Federal Project Expenditures	Other Expenditures	Total Expenditures
Navajo County							
Blue Ridge Unified District	090232000	\$14,010,223	\$807,402	\$1,724,597	\$1,373,016	\$1,436,636	\$19,351,874
Total Attending ADM: 2,637.228	Per ADM Amounts:	\$5,312	\$306	\$654	\$521	\$545	\$7,338
Cedar Unified District	090225000	\$5,429,029	\$1,180,192	\$2,058,139	\$1,316,292	\$441,007	\$10,424,659
Total Attending ADM: 443.435	Per ADM Amounts:	\$12,243	\$2,661	\$4,641	\$2,968	\$995	\$23,509
Heber-Overgaard Unified District	090206000	\$3,695,955	\$317,680	\$722,932	\$586,984	\$544,108	\$5,867,659
Total Attending ADM: 578.495	Per ADM Amounts:	\$6,389	\$549	\$1,250	\$1,015	\$941	\$10,143
Holbrook Unified District	090203000	\$14,091,927	\$1,578,577	\$203,675	\$2,758,730	\$1,317,802	\$19,950,711
Total Attending ADM: 1,956.235	Per ADM Amounts:	\$7,204	\$807	\$104	\$1,410	\$674	\$10,199
Joseph City Unified District	090202000	\$4,225,802	\$261,295	\$178,220	\$342,107	\$221,743	\$5,229,167
Total Attending ADM: 461.878	Per ADM Amounts:	\$9,149	\$566	\$386	\$741	\$480	\$11,322
Kayenta Unified District	090227000	\$26,550,109	\$7,755,882	\$2,364,367	\$3,745,746	\$2,197,469	\$42,613,573
Total Attending ADM: 2,303.400	Per ADM Amounts:	\$11,526	\$3,367	\$1,026	\$1,626	\$954	\$18,500
NAVIT	090835000	\$5,652,489	\$1,037,015	\$0	\$14,835	\$3,160	\$6,707,499
Total Attending ADM: 1,311.725	Per ADM Amounts:	\$4,309	\$791	\$0	\$11	\$2	\$5,113
Northeast Arizona Technological Institute of Vocational	090836000	\$1,315,566	\$879,362	\$0	\$0	\$395	\$2,195,323
Total Attending ADM: 804.460	Per ADM Amounts:	\$1,635	\$1,093	\$0	\$0	\$0	\$2,729
Pinon Unified District	090204000	\$24,094,450	\$7,302,515	\$400,190	\$2,693,366	\$1,263,623	\$35,754,144
Total Attending ADM: 1,329.890	Per ADM Amounts:	\$18,118	\$5,491	\$301	\$2,025	\$950	\$26,885
Rainbow Accommodation School	090199000	\$617,591	\$62,881	\$30,241	\$74,248	\$24,717	\$809,678
Total Attending ADM: 19.080	Per ADM Amounts:	\$32,369	\$3,296	\$1,585	\$3,891	\$1,295	\$42,436
Show Low Unified District	090210000	\$12,232,076	\$936,154	\$1,417,374	\$1,674,270	\$1,130,634	\$17,390,508
Total Attending ADM: 2,440.088	Per ADM Amounts:	\$5,013	\$384	\$581	\$686	\$463	\$7,127
Snowflake Unified District	090205000	\$12,062,025	\$844,434	\$682,291	\$1,995,291	\$1,680,122	\$17,264,163
Total Attending ADM: 2,412.708	Per ADM Amounts:	\$4,999	\$350	\$283	\$827	\$696	\$7,156
Whiteriver Unified District	090220000	\$15,491,221	\$4,562,824	\$156,805	\$4,421,165	\$2,054,773	\$26,686,788
Total Attending ADM: 2,196.055	Per ADM Amounts:	\$7,054	\$2,078	\$71	\$2,013	\$936	\$12,152
Winslow Unified District	090201000	\$12,383,865	\$793,475	\$1,322,676	\$2,392,483	\$663,551	\$17,556,050
Total Attending ADM: 2,358.160	Per ADM Amounts:	\$5,251	\$336	\$561	\$1,015	\$281	\$7,445
Navajo Totals		\$151,852,328	\$28,319,688	\$11,261,507	\$23,388,533	\$12,979,740	\$227,801,796
Total Attending ADM: 21,252.837	Per ADM Amounts:	\$7,145	\$1,333	\$530	\$1,100	\$611	\$10,719

Expenditures by Fund for Districts

		Maintenance & Operation CSF & IIF Expenditures	Capital Expenditures	Facilities Expenditures	State & Federal Project Expenditures	Other Expenditures	Total Expenditures
Pima County							
Ajo Unified District	100215000	\$2,867,800	\$182,432	\$27,003	\$614,206	\$136,744	\$3,828,185
Total Attending ADM: 481.835	Per ADM Amounts:	\$5,952	\$379	\$56	\$1,275	\$284	\$7,945
Altar Valley Elementary District	100351000	\$6,230,916	\$382,002	\$48,839	\$1,062,425	\$699,425	\$8,423,607
Total Attending ADM: 672.715	Per ADM Amounts:	\$9,262	\$568	\$73	\$1,579	\$1,040	\$12,522
Amphitheater Unified District	100210000	\$92,175,865	\$3,942,037	\$19,377,226	\$11,592,049	\$9,647,890	\$136,735,067
Total Attending ADM: 16,045.380	Per ADM Amounts:	\$5,745	\$246	\$1,208	\$722	\$601	\$8,522
Catalina Foothills Unified District	100216000	\$28,137,746	\$1,951,621	\$8,098,378	\$1,324,108	\$5,612,514	\$45,124,367
Total Attending ADM: 4,838.690	Per ADM Amounts:	\$5,815	\$403	\$1,674	\$274	\$1,160	\$9,326
Continental Elementary District	100339000	\$2,437,675	\$140,971	\$559,583	\$132,099	\$280,570	\$3,550,898
Total Attending ADM: 290.130	Per ADM Amounts:	\$8,402	\$486	\$1,929	\$455	\$967	\$12,239
Empire Elementary District	100337000	\$368,534	\$0	\$0	\$0	\$0	\$368,534
Total Attending ADM: 0.000	Per ADM Amounts:						
Flowing Wells Unified District	100208000	\$31,754,221	\$1,691,319	\$2,256,484	\$3,920,347	\$4,008,156	\$43,630,527
Total Attending ADM: 5,798.405	Per ADM Amounts:	\$5,476	\$292	\$389	\$676	\$691	\$7,525
Indian Oasis-Baboquivari Unified District	100240000	\$10,343,280	\$1,566,612	\$19,277	\$3,390,062	\$652,967	\$15,972,198
Total Attending ADM: 1,096.850	Per ADM Amounts:	\$9,430	\$1,428	\$18	\$3,091	\$595	\$14,562
Marana Unified District	100206000	\$65,918,298	\$2,175,034	\$12,467,990	\$5,825,867	\$9,747,693	\$96,134,882
Total Attending ADM: 12,730.558	Per ADM Amounts:	\$5,178	\$171	\$979	\$458	\$766	\$7,552
Pima Accommodation District	100100000	\$1,001,288	\$84,482	\$0	\$189,944	\$0	\$1,275,714
Total Attending ADM: 142.910	Per ADM Amounts:	\$7,006	\$591	\$0	\$1,329	\$0	\$8,927
Redington Elementary District	100344000	\$112,064	\$0	\$0	\$0	\$0	\$112,064
Total Attending ADM: 0.000	Per ADM Amounts:						
Sahuarita Unified District	100230000	\$17,406,961	\$1,518,924	\$10,686,890	\$1,712,559	\$2,727,618	\$34,052,953
Total Attending ADM: 3,499.915	Per ADM Amounts:	\$4,974	\$434	\$3,053	\$489	\$779	\$9,730
San Fernando Elementary District	100335000	\$228,933	\$29,442	\$43,218	\$24,417	\$8,445	\$334,455
Total Attending ADM: 14.270	Per ADM Amounts:	\$16,043	\$2,063	\$3,029	\$1,711	\$592	\$23,438
Sunnyside Unified District	100212000	\$88,549,950	\$4,898,147	\$10,542,104	\$17,076,404	\$11,555,507	\$132,622,112
Total Attending ADM: 15,772.115	Per ADM Amounts:	\$5,614	\$311	\$668	\$1,083	\$733	\$8,409
Tanque Verde Unified District	100213000	\$10,395,319	\$328,997	\$1,276,537	\$348,142	\$840,768	\$13,189,763
Total Attending ADM: 1,276.260	Per ADM Amounts:	\$8,145	\$258	\$1,000	\$273	\$659	\$10,335
Tucson Unified District	100201000	\$353,215,311	\$19,017,304	\$51,160,325	\$59,151,373	\$35,826,680	\$518,370,993
Total Attending ADM: 57,168.678	Per ADM Amounts:	\$6,178	\$333	\$895	\$1,035	\$627	\$9,067
Vail Unified District	100220000	\$39,087,782	\$2,405,485	\$12,882,575	\$2,103,091	\$6,843,186	\$63,322,119
Total Attending ADM: 7,007.310	Per ADM Amounts:	\$5,578	\$343	\$1,838	\$300	\$977	\$9,037

Expenditures by Fund for Districts	Maintenance & Operation CSF & IIF Expenditures	Capital Expenditures	Facilities Expenditures	State & Federal Project Expenditures	Other Expenditures	Total Expenditures
Pima Totals	\$750,231,943	\$40,314,809	\$129,446,429	\$108,467,093	\$88,588,162	\$1,117,048,437
Total Attending ADM: 126,836.021	Per ADM Amounts: \$5,915	\$318	\$1,021	\$855	\$698	\$8,807

Expenditures by Fund for Districts

		Maintenance & Operation CSF & IIF Expenditures	Capital Expenditures	Facilities Expenditures	State & Federal Project Expenditures	Other Expenditures	Total Expenditures
Pinal County							
Apache Junction Unified District	110243000	\$31,678,885	\$2,358,021	\$5,235,305	\$2,847,714	\$3,906,058	\$46,025,983
Total Attending ADM: 5,604.092	Per ADM Amounts:	\$5,653	\$421	\$934	\$508	\$697	\$8,213
Casa Grande Elementary District	110404000	\$32,439,747	\$2,097,768	\$11,845,650	\$5,242,526	\$5,682,829	\$57,308,520
Total Attending ADM: 6,191.980	Per ADM Amounts:	\$5,239	\$339	\$1,913	\$847	\$918	\$9,255
Casa Grande Union High School District	110502000	\$18,135,584	\$1,575,511	\$2,728,933	\$2,683,835	\$2,018,040	\$27,141,903
Total Attending ADM: 2,992.672	Per ADM Amounts:	\$6,060	\$526	\$912	\$897	\$674	\$9,069
Central Arizona Valley Institute of Technology	110801000	\$2,650,173	\$162,438	\$0	\$166,652	\$0	\$2,979,263
Total Attending ADM: 934.732	Per ADM Amounts:	\$2,835	\$174	\$0	\$178	\$0	\$3,187
Cobre Valley Institute of Technology District	110802000	\$537,254	\$34,925	\$0	\$0	\$0	\$572,179
Total Attending ADM: 87.992	Per ADM Amounts:	\$6,106	\$397	\$0	\$0	\$0	\$6,503
Coolidge Unified District	110221000	\$19,693,359	\$1,204,455	\$4,696,966	\$4,023,467	\$3,123,954	\$32,742,201
Total Attending ADM: 3,770.470	Per ADM Amounts:	\$5,223	\$319	\$1,246	\$1,067	\$829	\$8,684
Eloy Elementary District	110411000	\$6,508,493	\$330,583	\$85,224	\$1,417,238	\$799,025	\$9,140,563
Total Attending ADM: 1,132.515	Per ADM Amounts:	\$5,747	\$292	\$75	\$1,251	\$706	\$8,071
Florence Unified School District	110201000	\$25,301,683	\$2,165,901	\$11,324,224	\$991,627	\$2,217,413	\$42,000,848
Total Attending ADM: 4,541.330	Per ADM Amounts:	\$5,571	\$477	\$2,494	\$218	\$488	\$9,249
J O Combs Elementary District	110344000	\$11,686,030	\$382,298	\$4,320,506	\$393,397	\$1,485,189	\$18,267,420
Total Attending ADM: 1,783.535	Per ADM Amounts:	\$6,552	\$214	\$2,422	\$221	\$833	\$10,242
Mammoth-San Manuel Unified District	110208000	\$6,828,998	\$387,418	\$1,074,733	\$1,157,630	\$823,655	\$10,272,434
Total Attending ADM: 1,216.455	Per ADM Amounts:	\$5,614	\$318	\$883	\$952	\$677	\$8,445
Maricopa Unified School District	110220000	\$12,197,479	\$2,490,294	\$8,201,457	\$1,171,781	\$1,657,221	\$25,718,232
Total Attending ADM: 2,422.620	Per ADM Amounts:	\$5,035	\$1,028	\$3,385	\$484	\$684	\$10,616
Mary C O'Brien Accommodation District	110100000	\$2,472,093	\$217,929	\$46,485	\$446,479	\$130,258	\$3,313,244
Total Attending ADM: 204.175	Per ADM Amounts:	\$12,108	\$1,067	\$228	\$2,187	\$638	\$16,227
Oracle Elementary District	110302000	\$4,022,570	\$420,606	\$357,364	\$479,168	\$379,335	\$5,659,043
Total Attending ADM: 363.055	Per ADM Amounts:	\$11,080	\$1,159	\$984	\$1,320	\$1,045	\$15,587
Picacho Elementary District	110433000	\$1,437,105	\$120,600	\$0	\$128,790	\$125,549	\$1,812,044
Total Attending ADM: 222.670	Per ADM Amounts:	\$6,454	\$542	\$0	\$578	\$564	\$8,138
Ray Unified District	110203000	\$3,536,483	\$400,991	\$605,632	\$716,837	\$278,031	\$5,537,974
Total Attending ADM: 598.590	Per ADM Amounts:	\$5,908	\$670	\$1,012	\$1,198	\$464	\$9,252
Red Rock Elementary District	110405000	\$1,005,547	\$83,836	\$5,803	\$0	\$0	\$1,095,186
Total Attending ADM: 86.580	Per ADM Amounts:	\$11,614	\$968	\$67	\$0	\$0	\$12,649
Sacaton Elementary District	110418000	\$3,853,740	\$1,705,792	\$33,729	\$2,498,190	\$835,981	\$8,927,432
Total Attending ADM: 429.735	Per ADM Amounts:	\$8,968	\$3,969	\$78	\$5,813	\$1,945	\$20,774

Expenditures by Fund for Districts

		Maintenance & Operation CSF & IIF Expenditures	Capital Expenditures	Facilities Expenditures	State & Federal Project Expenditures	Other Expenditures	Total Expenditures
Pinal County							
Santa Cruz Valley Union High School District	110540000	\$3,975,860	\$315,450	\$685,716	\$482,535	\$299,533	\$5,759,094
Total Attending ADM: 497.580	Per ADM Amounts:	\$7,990	\$634	\$1,378	\$970	\$602	\$11,574
Stanfield Elementary District	110424000	\$4,171,876	\$397,326	\$507,584	\$1,535,874	\$599,193	\$7,211,853
Total Attending ADM: 696.630	Per ADM Amounts:	\$5,989	\$570	\$729	\$2,205	\$860	\$10,352
Superior Unified School District	110215000	\$3,435,284	\$174,692	\$417,914	\$808,606	\$336,144	\$5,172,640
Total Attending ADM: 491.230	Per ADM Amounts:	\$6,993	\$356	\$851	\$1,646	\$684	\$10,530
Toltec Elementary District	110422000	\$5,584,914	\$408,460	\$829,372	\$535,543	\$508,197	\$7,866,486
Total Attending ADM: 1,151.215	Per ADM Amounts:	\$4,851	\$355	\$720	\$465	\$441	\$6,833
Pinal Totals		\$201,153,157	\$17,435,294	\$53,002,597	\$27,727,889	\$25,205,606	\$324,524,543
Total Attending ADM: 35,419.853	Per ADM Amounts:	\$5,679	\$492	\$1,496	\$783	\$712	\$9,162

Expenditures by Fund for Districts

		Maintenance & Operation CSF & IIF Expenditures	Capital Expenditures	Facilities Expenditures	State & Federal Project Expenditures	Other Expenditures	Total Expenditures
Santa Cruz County							
Nogales Unified District	120201000	\$28,255,482	\$2,619,222	\$2,777,974	\$8,438,827	\$8,127,760	\$50,219,265
Total Attending ADM: 5,895.105	Per ADM Amounts:	\$4,793	\$444	\$471	\$1,431	\$1,379	\$8,519
Patagonia Elementary District	120406000	\$955,943	\$32,106	\$18,316	\$130,038	\$14,898	\$1,151,301
Total Attending ADM: 76.085	Per ADM Amounts:	\$12,564	\$422	\$241	\$1,709	\$196	\$15,132
Patagonia Union High School District	120520000	\$1,174,595	\$49,479	\$495,219	\$64,259	\$119,097	\$1,902,649
Total Attending ADM: 86.280	Per ADM Amounts:	\$13,614	\$573	\$5,740	\$745	\$1,380	\$22,052
Santa Cruz County Regional School District	120199000	\$159,807	\$7,915	\$58,911	\$349,201	\$895,486	\$1,471,320
Total Attending ADM: 37.140	Per ADM Amounts:	\$4,303	\$213	\$1,586	\$9,402	\$24,111	\$39,616
Santa Cruz Elementary District	120328000	\$1,207,080	\$44,842	\$137	\$89,277	\$37,149	\$1,378,485
Total Attending ADM: 147.410	Per ADM Amounts:	\$8,189	\$304	\$1	\$606	\$252	\$9,351
Santa Cruz Valley Unified District	120235000	\$17,318,278	\$1,104,994	\$2,706,043	\$2,446,058	\$1,841,772	\$25,417,145
Total Attending ADM: 3,338.358	Per ADM Amounts:	\$5,188	\$331	\$811	\$733	\$552	\$7,614
Sonoita Elementary District	120425000	\$1,875,748	\$166,198	\$0	\$57,586	\$46,306	\$2,145,838
Total Attending ADM: 137.390	Per ADM Amounts:	\$13,653	\$1,210	\$0	\$419	\$337	\$15,619
Santa Cruz Totals		\$50,946,933	\$4,024,756	\$6,056,600	\$11,575,246	\$11,082,468	\$83,686,003
Total Attending ADM: 9,717.768	Per ADM Amounts:	\$5,243	\$414	\$623	\$1,191	\$1,140	\$8,612

Expenditures by Fund for Districts

		Maintenance & Operation CSF & IIF Expenditures	Capital Expenditures	Facilities Expenditures	State & Federal Project Expenditures	Other Expenditures	Total Expenditures
Yavapai County							
Ash Fork Joint Unified District	130231000	\$2,479,166	\$411,140	\$468,696	\$234,349	\$185,716	\$3,779,067
Total Attending ADM: 196.290	Per ADM Amounts:	\$12,630	\$2,095	\$2,388	\$1,194	\$946	\$19,252
Bagdad Unified District	130220000	\$2,317,128	\$171,402	\$632,731	\$88,876	\$355,198	\$3,565,335
Total Attending ADM: 335.895	Per ADM Amounts:	\$6,898	\$510	\$1,884	\$265	\$1,057	\$10,614
Beaver Creek Elementary District	130326000	\$2,173,259	\$91,578	\$195,515	\$134,413	\$195,345	\$2,790,110
Total Attending ADM: 307.460	Per ADM Amounts:	\$7,068	\$298	\$636	\$437	\$635	\$9,075
Camp Verde Unified District	130228000	\$7,176,365	\$750,478	\$1,029,417	\$1,262,146	\$1,090,940	\$11,309,346
Total Attending ADM: 1,452.522	Per ADM Amounts:	\$4,941	\$517	\$709	\$869	\$751	\$7,786
Canon Elementary District	130350000	\$1,596,307	\$85,091	\$11,625	\$137,883	\$103,819	\$1,934,725
Total Attending ADM: 172.200	Per ADM Amounts:	\$9,270	\$494	\$68	\$801	\$603	\$11,235
Champie Elementary District	130314000	\$28,685	\$0	\$0	\$0	\$0	\$28,685
Total Attending ADM: 0.000	Per ADM Amounts:						
Chino Valley Unified District	130251000	\$13,376,654	\$860,719	\$1,557,029	\$1,994,634	\$1,213,719	\$19,002,755
Total Attending ADM: 2,610.892	Per ADM Amounts:	\$5,123	\$330	\$596	\$764	\$465	\$7,278
Clarkdale-Jerome Elementary District	130403000	\$2,200,711	\$120,550	\$34,563	\$211,657	\$324,619	\$2,892,100
Total Attending ADM: 373.630	Per ADM Amounts:	\$5,890	\$323	\$93	\$566	\$869	\$7,741
Congress Elementary District	130317000	\$1,142,410	\$137,960	\$0	\$90,999	\$70,632	\$1,442,001
Total Attending ADM: 112.374	Per ADM Amounts:	\$10,166	\$1,228	\$0	\$810	\$629	\$12,832
Cottonwood-Oak Creek Elementary District	130406000	\$11,979,910	\$811,798	\$1,019,362	\$1,533,564	\$1,785,308	\$17,129,942
Total Attending ADM: 2,452.145	Per ADM Amounts:	\$4,885	\$331	\$416	\$625	\$728	\$6,986
Crown King Elementary District	130341000	\$99,209	\$1,165	\$1,823	\$1,250	\$24,991	\$128,438
Total Attending ADM: 6.475	Per ADM Amounts:	\$15,322	\$180	\$282	\$193	\$3,860	\$19,836
Hillside Elementary District	130335000	\$195,536	\$7,431	\$512	\$21,604	\$9,131	\$234,214
Total Attending ADM: 16.000	Per ADM Amounts:	\$12,221	\$464	\$32	\$1,350	\$571	\$14,638
Humboldt Unified District	130222000	\$29,593,803	\$2,301,459	\$7,113,118	\$3,401,961	\$2,750,818	\$45,161,159
Total Attending ADM: 5,910.412	Per ADM Amounts:	\$5,007	\$389	\$1,203	\$576	\$465	\$7,641
Kirkland Elementary District	130323000	\$817,973	\$11,049	\$920	\$60,922	\$24,604	\$915,468
Total Attending ADM: 70.061	Per ADM Amounts:	\$11,675	\$158	\$13	\$870	\$351	\$13,067
Mayer Unified School District	130243000	\$3,471,306	\$159,899	\$41,971	\$385,791	\$397,178	\$4,456,145
Total Attending ADM: 544.800	Per ADM Amounts:	\$6,372	\$294	\$77	\$708	\$729	\$8,179
Mingus Union High School District	130504000	\$6,804,698	\$456,737	\$81,107	\$811,934	\$210,914	\$8,365,390
Total Attending ADM: 1,245.410	Per ADM Amounts:	\$5,464	\$367	\$65	\$652	\$169	\$6,717
Prescott Unified District	130201000	\$26,103,763	\$1,217,603	\$2,833,886	\$2,642,485	\$3,849,267	\$36,647,004
Total Attending ADM: 5,272.512	Per ADM Amounts:	\$4,951	\$231	\$537	\$501	\$730	\$6,951

Expenditures by Fund for Districts

		Maintenance & Operation CSF & IIF Expenditures	Capital Expenditures	Facilities Expenditures	State & Federal Project Expenditures	Other Expenditures	Total Expenditures
Yavapai County							
Sedona-Oak Creek Joint Unified District	130209000	\$8,659,379	\$569,082	\$4,343,828	\$809,667	\$1,494,211	\$15,876,167
Total Attending ADM: 1,463.290	Per ADM Amounts:	\$5,918	\$389	\$2,969	\$553	\$1,021	\$10,850
Seligman Unified District	130240000	\$1,981,581	\$178,833	\$329,003	\$60,433	\$62,497	\$2,612,347
Total Attending ADM: 152.245	Per ADM Amounts:	\$13,016	\$1,175	\$2,161	\$397	\$411	\$17,159
Skull Valley Elementary District	130315000	\$428,623	\$16,694	\$1,645	\$17,924	\$45,946	\$510,832
Total Attending ADM: 28.285	Per ADM Amounts:	\$15,154	\$590	\$58	\$634	\$1,624	\$18,060
Valley Academy for Career and Technology Education	130801000	\$1,570,903	\$65,331	\$0	\$342,023	\$56,314	\$2,034,571
Total Attending ADM: 370.678	Per ADM Amounts:	\$4,238	\$176	\$0	\$923	\$152	\$5,489
Walnut Grove Elementary District	130307000	\$109,643	\$0	\$0	\$50	\$0	\$109,693
Total Attending ADM: 0.000	Per ADM Amounts:						
Williamson Valley Elementary School District	130302000	\$210,861	\$1,034	\$0	\$0	\$6,576	\$218,471
Total Attending ADM: 0.000	Per ADM Amounts:						
Yarnell Elementary District	130352000	\$874,551	\$12,678	\$32,158	\$3,733	\$38,829	\$961,949
Total Attending ADM: 36.485	Per ADM Amounts:	\$23,970	\$347	\$881	\$102	\$1,064	\$26,366
Yavapai Accommodation School District	130199000	\$472,342	\$41,667	\$8,499	\$21,787	\$6,392	\$550,687
Total Attending ADM: 71.615	Per ADM Amounts:	\$6,596	\$582	\$119	\$304	\$89	\$7,690
Yavapai Totals		\$125,864,766	\$8,481,378	\$19,737,408	\$14,270,085	\$14,302,964	\$182,656,600
Total Attending ADM: 23,201.676	Per ADM Amounts:	\$5,425	\$366	\$851	\$615	\$616	\$7,873

Expenditures by Fund for Districts

		Maintenance & Operation CSF & IIF Expenditures	Capital Expenditures	Facilities Expenditures	State & Federal Project Expenditures	Other Expenditures	Total Expenditures
Yuma County							
Antelope Union High School District	140550000	\$2,448,676	\$183,309	\$741,670	\$356,479	\$96,139	\$3,826,273
Total Attending ADM: 349.480	Per ADM Amounts:	\$7,007	\$525	\$2,122	\$1,020	\$275	\$10,948
Crane Elementary District	140413000	\$27,802,980	\$1,343,482	\$7,783,701	\$6,191,299	\$6,428,448	\$49,549,910
Total Attending ADM: 5,854.780	Per ADM Amounts:	\$4,749	\$229	\$1,329	\$1,057	\$1,098	\$8,463
Gadsden Elementary District	140432000	\$2,122,281	\$1,720,717	\$808,687	\$6,510,394	\$3,464,779	\$14,626,858
Total Attending ADM: 4,452.395	Per ADM Amounts:	\$477	\$386	\$182	\$1,462	\$778	\$3,285
Hyder Elementary District	140416000	\$1,295,861	\$4,154	\$106,743	\$195,155	\$171,997	\$1,773,910
Total Attending ADM: 149.845	Per ADM Amounts:	\$8,648	\$28	\$712	\$1,302	\$1,148	\$11,838
Mohawk Valley Elementary District	140417000	\$1,543,105	\$86,581	\$206,117	\$205,307	\$167,971	\$2,209,081
Total Attending ADM: 230.930	Per ADM Amounts:	\$6,682	\$375	\$893	\$889	\$727	\$9,566
Somerton Elementary District	140411000	\$11,819,707	\$1,333,335	\$1,385,453	\$2,793,264	\$3,850,989	\$21,182,748
Total Attending ADM: 2,534.295	Per ADM Amounts:	\$4,664	\$526	\$547	\$1,102	\$1,520	\$8,358
Wellton Elementary District	140424000	\$2,227,787	\$104,734	\$151,868	\$420,746	\$194,886	\$3,100,021
Total Attending ADM: 379.670	Per ADM Amounts:	\$5,868	\$276	\$400	\$1,108	\$513	\$8,165
Yuma Elementary District	140401000	\$50,802,147	\$4,522,728	\$7,704,028	\$14,416,237	\$1,756,499	\$79,201,639
Total Attending ADM: 10,036.540	Per ADM Amounts:	\$5,062	\$451	\$768	\$1,436	\$175	\$7,891
Yuma Union High School District	140570000	\$49,736,581	\$4,264,243	\$12,396,040	\$6,956,468	\$6,752,594	\$80,105,926
Total Attending ADM: 9,818.540	Per ADM Amounts:	\$5,066	\$434	\$1,263	\$709	\$688	\$8,159
Yuma Totals		\$149,799,125	\$13,563,283	\$31,284,307	\$38,045,349	\$22,884,303	\$255,576,367
Total Attending ADM: 33,806.475	Per ADM Amounts:	\$4,431	\$401	\$925	\$1,125	\$677	\$7,560

Expenditures by Fund for Districts	Maintenance & Operation CSF & IIF Expenditures	Capital Expenditures	Facilities Expenditures	State & Federal Project Expenditures	Other Expenditures	Total Expenditures
State Totals	\$5,203,344,702	\$424,239,191	\$1,062,663,186	\$675,943,824	\$677,563,502	\$8,043,754,405
Total Attending ADM: 914,531.047	Per ADM Amounts: \$5,690	\$464	\$1,162	\$739	\$741	\$8,795

Expenditures by Project for Charters

		General Projects	CSP & IIP	State & Federal Projects	Total Project Expenditures
Apache County					
4-Winds Academy, Incorporated dba 4-Winds	018752000	\$385,621	\$32,022	\$50,854	\$468,497
Total Attending ADM: 47.725	Per ADM Amounts:	\$8,080	\$671	\$1,066	\$9,817
Edkey, Inc. - Mountaineer Academy	018701000	\$230,877	\$6,419	\$22,551	\$259,847
Total Attending ADM: 31.095	Per ADM Amounts:	\$7,425	\$206	\$725	\$8,357
Kin Dah Lichii Olta, Inc.	080208730	\$170,257	\$2,752	\$162,950	\$335,959
Total Attending ADM: 0.000	Per ADM Amounts:				
Nazlini Community School, Inc.	080208745	\$180,335	\$5,124	\$200,192	\$385,651
Total Attending ADM: 0.000	Per ADM Amounts:				
Renaissance Educational Consortium, Inc.	018756000	\$2,063,217	\$58,641	\$189,715	\$2,311,573
Total Attending ADM: 186.400	Per ADM Amounts:	\$11,069	\$315	\$1,018	\$12,401
Apache Totals		\$3,030,307	\$104,958	\$626,262	\$3,761,527
Total Attending ADM: 265.220	Per ADM Amounts:	\$11,426	\$396	\$2,361	\$14,183

Expenditures by Project for Charters

		General Projects	CSP & IIP	State & Federal Projects	Total Project Expenditures
Cochise County					
Cochise Community Development Corporation	028701000	\$1,334,175	\$86,089	\$134,695	\$1,554,959
Total Attending ADM: 204.825	Per ADM Amounts:	\$6,514	\$420	\$658	\$7,592
Cochise Private Industry Council	028750000	\$3,662,505	\$219,167	\$529,814	\$4,411,486
Total Attending ADM: 562.355	Per ADM Amounts:	\$6,513	\$390	\$942	\$7,845
Omega Alpha Academy	028751000	\$3,245,963	\$122,145	\$472,364	\$3,840,472
Total Attending ADM: 538.510	Per ADM Amounts:	\$6,028	\$227	\$877	\$7,132
San Pedro Valley High School	020209700	\$0	\$0	\$0	\$0
Total Attending ADM: 0.000	Per ADM Amounts:				
Sierra Summit Academy	028752000	\$334,889	\$19,855	\$17,002	\$371,746
Total Attending ADM: 52.900	Per ADM Amounts:	\$6,331	\$375	\$321	\$7,027
Cochise Totals		\$8,577,532	\$447,256	\$1,153,875	\$10,178,663
Total Attending ADM: 1,358.590	Per ADM Amounts:	\$6,314	\$329	\$849	\$7,492

Expenditures by Project for Charters		General Projects	CSP & IIP	State & Federal Projects	Total Project Expenditures
Coconino County					
Excel Education Centers Flagstaff, LLC	038704000	\$537,600	\$85,366	\$0	\$622,966
Total Attending ADM: 96.615	Per ADM Amounts:	\$5,564	\$884	\$0	\$6,448
Flagstaff Arts And Leadership Academy	038750000	\$937,910	\$67,725	\$16,461	\$1,022,096
Total Attending ADM: 148.050	Per ADM Amounts:	\$6,335	\$457	\$111	\$6,904
Flagstaff Junior Academy	038752000	\$1,328,913	\$87,698	\$72,370	\$1,488,981
Total Attending ADM: 199.535	Per ADM Amounts:	\$6,660	\$440	\$363	\$7,462
Flagstaff Unified School District Charter School	038703000	\$328,264	\$18,098	\$11,751	\$358,113
Total Attending ADM: 41.330	Per ADM Amounts:	\$7,943	\$438	\$284	\$8,665
Montessori Charter School of Flagstaff, Inc.	038705000	\$1,316,400	\$97,460	\$0	\$1,413,860
Total Attending ADM: 233.500	Per ADM Amounts:	\$5,638	\$417	\$0	\$6,055
Mountain School, Inc.	038751000	\$907,969	\$58,211	\$0	\$966,180
Total Attending ADM: 127.490	Per ADM Amounts:	\$7,122	\$457	\$0	\$7,578
Northland Preparatory Academy	038701000	\$1,843,820	\$207,842	\$0	\$2,051,662
Total Attending ADM: 322.748	Per ADM Amounts:	\$5,713	\$644	\$0	\$6,357
Painted Desert Demonstration Projects, Inc.	038753000	\$287,901	\$13,397	\$592,361	\$893,659
Total Attending ADM: 50.025	Per ADM Amounts:	\$5,755	\$268	\$11,841	\$17,864
PEAK School Inc., The	038702000	\$664,541	\$50,537	\$69,313	\$784,391
Total Attending ADM: 114.770	Per ADM Amounts:	\$5,790	\$440	\$604	\$6,834
Pine Forest Education Association, Inc.	038706000	\$1,270,840	\$63,454	\$81,574	\$1,415,868
Total Attending ADM: 194.985	Per ADM Amounts:	\$6,518	\$325	\$418	\$7,261
Tolchii' Kooh, Inc.	038754000	\$527,010	\$0	\$68,004	\$595,014
Total Attending ADM: 52.410	Per ADM Amounts:	\$10,056	\$0	\$1,298	\$11,353
Visions Unlimited Academy, Inc.	038708000	\$448,259	\$24,392	\$39,664	\$512,315
Total Attending ADM: 61.085	Per ADM Amounts:	\$7,338	\$399	\$649	\$8,387
Coconino Totals		\$10,399,427	\$774,180	\$951,498	\$12,125,105
Total Attending ADM: 1,642.543	Per ADM Amounts:	\$6,331	\$471	\$579	\$7,382

Expenditures by Project for Charters

General
Projects

CSP & IIP

State &
Federal
ProjectsTotal Project
Expenditures

Gila County

Destiny School, Inc.	048701000	\$1,136,491	\$105,985	\$824,173	\$2,066,649
Total Attending ADM: 219.205	Per ADM Amounts:	\$5,185	\$483	\$3,760	\$9,428
Excel Education Centers San Carlos, LLC	048702000	\$275,988	\$41,507	\$0	\$317,495
Total Attending ADM: 42.880	Per ADM Amounts:	\$6,436	\$968	\$0	\$7,404
Liberty High School	048750000	\$415,601	\$19,619	\$6,770	\$441,990
Total Attending ADM: 58.940	Per ADM Amounts:	\$7,051	\$333	\$115	\$7,499
Payson Center for Success	040210700	\$209,513	\$55,936	\$18,446	\$283,895
Total Attending ADM: 0.000	Per ADM Amounts:				
Shelby School The	048703000	\$475,596	\$43,685	\$4,097	\$523,378
Total Attending ADM: 87.010	Per ADM Amounts:	\$5,466	\$502	\$47	\$6,015
Gila Totals		\$2,513,189	\$266,732	\$853,486	\$3,633,407
Total Attending ADM: 408.035	Per ADM Amounts:	\$6,159	\$654	\$2,092	\$8,905

Expenditures by Project for Charters

		General Projects	CSP & IIP	State & Federal Projects	Total Project Expenditures
Graham County					
Discovery Plus Academy	058703000	\$473,218	\$30,390	\$70,930	\$574,538
Total Attending ADM: 84.060	Per ADM Amounts:	\$5,630	\$362	\$844	\$6,835
Gila Educational Group dba Gila Preparatory	058701000	\$653,323	\$41,861	\$26,837	\$722,021
Total Attending ADM: 103.700	Per ADM Amounts:	\$6,300	\$404	\$259	\$6,963
Triumphant Learning Center	058702000	\$509,512	\$48,121	\$16,504	\$574,137
Total Attending ADM: 85.645	Per ADM Amounts:	\$5,949	\$562	\$193	\$6,704
Graham Totals		\$1,636,053	\$120,372	\$114,271	\$1,870,696
Total Attending ADM: 273.405	Per ADM Amounts:	\$5,984	\$440	\$418	\$6,842

Expenditures by Project for Charters

General
Projects

CSP & IIP

State &
Federal
Projects

Total Project
Expenditures

La Paz County

E.Q. Scholars, Inc.	158701000	\$540,730	\$69,997	\$57,684	\$668,411
Total Attending ADM: 100.280	Per ADM Amounts:	\$5,392	\$698	\$575	\$6,665
La Paz Totals		\$540,730	\$69,997	\$57,684	\$668,411
Total Attending ADM: 100.280	Per ADM Amounts:	\$5,392	\$698	\$575	\$6,665

Expenditures by Project for Charters		General Projects	CSP & IIP	State & Federal Projects	Total Project Expenditures
Maricopa County					
Academy of Arizona	078799000	\$2,665,754	\$146,200	\$136,522	\$2,948,476
Total Attending ADM: 305.705	Per ADM Amounts:	\$8,720	\$478	\$447	\$9,645
Academy Of Excellence, Inc.	078604000	\$794,816	\$56,272	\$263,543	\$1,114,631
Total Attending ADM: 135.900	Per ADM Amounts:	\$5,849	\$414	\$1,939	\$8,202
Academy with Community Partners Inc	078794000	\$1,152,009	\$82,378	\$135,247	\$1,369,634
Total Attending ADM: 191.998	Per ADM Amounts:	\$6,000	\$429	\$704	\$7,134
Accelerated Learning Center, Inc.	078979000	\$1,275,172	\$107,689	\$0	\$1,382,861
Total Attending ADM: 284.800	Per ADM Amounts:	\$4,477	\$378	\$0	\$4,856
Acclaim Charter School	078701000	\$1,982,135	\$207,321	\$152,941	\$2,342,397
Total Attending ADM: 328.805	Per ADM Amounts:	\$6,028	\$631	\$465	\$7,124
Advanced Education Services	078938000	\$683,117	\$23,459	\$0	\$706,576
Total Attending ADM: 56.895	Per ADM Amounts:	\$12,007	\$412	\$0	\$12,419
Advanced Education Services, Inc.	078782000	\$1,590,278	\$80,912	\$0	\$1,671,190
Total Attending ADM: 182.085	Per ADM Amounts:	\$8,734	\$444	\$0	\$9,178
Ahwatukee Foothills Prep, Inc.	078501000	\$2,438,949	\$48,928	\$76,503	\$2,564,380
Total Attending ADM: 161.590	Per ADM Amounts:	\$15,093	\$303	\$473	\$15,870
AIBT Non-Profit Charter High School - Phoenix	078793000	\$761,609	\$70,513	\$92,127	\$924,249
Total Attending ADM: 159.150	Per ADM Amounts:	\$4,785	\$443	\$579	\$5,807
Air Academy Charter High School	078937000	\$836,417	\$48,092	\$56,306	\$940,815
Total Attending ADM: 120.505	Per ADM Amounts:	\$6,941	\$399	\$467	\$7,807
Air Academy Charter High School dba Thomas	078970000	\$515,569	\$31,762	\$3,956	\$551,287
Total Attending ADM: 94.662	Per ADM Amounts:	\$5,446	\$336	\$42	\$5,824
All Aboard Charter School dba All Aboard Charter	078967000	\$358,673	\$12,289	\$34,026	\$404,988
Total Attending ADM: 63.455	Per ADM Amounts:	\$5,652	\$194	\$536	\$6,382
Allen-Cochran Enterprises, Inc.	078724000	\$1,814,063	\$116,114	\$0	\$1,930,177
Total Attending ADM: 300.005	Per ADM Amounts:	\$6,047	\$387	\$0	\$6,434
American Basic Schools LLC	078989000	\$3,653,492	\$241,851	\$1,216	\$3,896,559
Total Attending ADM: 564.900	Per ADM Amounts:	\$6,468	\$428	\$2	\$6,898
APEX Education Systems, Inc.	078785000	\$1,080,451	\$59,528	\$5,105	\$1,145,084
Total Attending ADM: 168.020	Per ADM Amounts:	\$6,430	\$354	\$30	\$6,815
Apex Public Charter Academy dba Apex Public	078946000	\$274,709	\$24,876	\$12,792	\$312,377
Total Attending ADM: 50.580	Per ADM Amounts:	\$5,431	\$492	\$253	\$6,176
Arizona Academy of Science And Technology, Inc.	078665000	\$763,516	\$53,482	\$7,899	\$824,897
Total Attending ADM: 93.685	Per ADM Amounts:	\$8,150	\$571	\$84	\$8,805
Arizona Agribusiness & Equine Center, Inc	078993000	\$1,274,027	\$81,095	\$267,642	\$1,622,764
Total Attending ADM: 252.130	Per ADM Amounts:	\$5,053	\$322	\$1,062	\$6,436
Arizona Agribusiness & Equine Center, Inc.	078707000	\$1,313,376	\$92,227	\$23,560	\$1,429,163
Total Attending ADM: 236.012	Per ADM Amounts:	\$5,565	\$391	\$100	\$6,055
Arizona Agribusiness & Equine Center, Inc.	078510000	\$358,351	\$11,117	\$0	\$369,468
Total Attending ADM: 43.145	Per ADM Amounts:	\$8,306	\$258	\$0	\$8,563
Arizona Call-a-Teen Youth Resources, Inc.	078723000	\$708,281	\$57,164	\$204,342	\$969,787
Total Attending ADM: 109.130	Per ADM Amounts:	\$6,490	\$524	\$1,872	\$8,887
Arizona Connections Academy Charter School, Inc.	078511000	\$1,496,802	\$88,738	\$0	\$1,585,540
Total Attending ADM: 265.025	Per ADM Amounts:	\$5,648	\$335	\$0	\$5,983
Arizona Montessori Charter School at Anthem	078991000	\$539,146	\$35,979	\$36,676	\$611,801
Total Attending ADM: 73.570	Per ADM Amounts:	\$7,328	\$489	\$499	\$8,316
Arizona Montessori Charter Schools	078706000	\$0	\$0	\$0	\$0
Total Attending ADM: 0.000	Per ADM Amounts:				

Expenditures by Project for Charters		General Projects	CSP & IIP	State & Federal Projects	Total Project Expenditures
Maricopa County					
Arizona School for Integrated Academics and	078922000	\$1,935,530	\$69,356	\$14,096	\$2,018,982
Total Attending ADM: 397.690	Per ADM Amounts:	\$4,867	\$174	\$35	\$5,077
Arizona School For The Arts	078722000	\$2,496,353	\$136,511	\$37,565	\$2,670,429
Total Attending ADM: 366.670	Per ADM Amounts:	\$6,808	\$372	\$102	\$7,283
Ascending Roots Scholastic & Athletic Premise	078961000	\$642,550	\$47,122	\$7,792	\$697,464
Total Attending ADM: 95.810	Per ADM Amounts:	\$6,707	\$492	\$81	\$7,280
Avondale Learning dba Precision Academy	078614000	\$405,741	\$30,966	\$78,694	\$515,401
Total Attending ADM: 78.980	Per ADM Amounts:	\$5,137	\$392	\$996	\$6,526
Back-to-Basics School	078731000	\$753,633	\$51,246	\$148,247	\$953,126
Total Attending ADM: 132.735	Per ADM Amounts:	\$5,678	\$386	\$1,117	\$7,181
Ball Charter School (Hearn)	078987000	\$2,231,138	\$147,432	\$156,903	\$2,535,473
Total Attending ADM: 508.962	Per ADM Amounts:	\$4,384	\$290	\$308	\$4,982
Ball Charter Schools (Dobson)	078988000	\$3,246,717	\$223,026	\$132,158	\$3,601,901
Total Attending ADM: 549.245	Per ADM Amounts:	\$5,911	\$406	\$241	\$6,558
BASIS School, Inc.	078736000	\$1,313,648	\$80,000	\$55,447	\$1,449,095
Total Attending ADM: 207.350	Per ADM Amounts:	\$6,335	\$386	\$267	\$6,989
Bell Canyon Charter School, Inc	078972000	\$2,220,624	\$67,513	\$108,561	\$2,396,698
Total Attending ADM: 267.715	Per ADM Amounts:	\$8,295	\$252	\$406	\$8,952
Benchmark School, Inc.	078766000	\$1,957,051	\$163,303	\$27,038	\$2,147,392
Total Attending ADM: 372.835	Per ADM Amounts:	\$5,249	\$438	\$73	\$5,760
Benjamin Franklin Charter School	078754000	\$5,970,376	\$437,701	\$0	\$6,408,077
Total Attending ADM: 1,197.905	Per ADM Amounts:	\$4,984	\$365	\$0	\$5,349
Blueprint Education	078745000	\$795,916	\$40,030	\$144,929	\$980,875
Total Attending ADM: 137.540	Per ADM Amounts:	\$5,787	\$291	\$1,054	\$7,132
Bradley Academy of Excellence, Inc.	078746000	\$737,915	\$12,897	\$12,763	\$763,575
Total Attending ADM: 111.085	Per ADM Amounts:	\$6,643	\$116	\$115	\$6,874
Bright Beginnings School, Inc.	078762000	\$2,287,456	\$183,734	\$0	\$2,471,190
Total Attending ADM: 407.340	Per ADM Amounts:	\$5,616	\$451	\$0	\$6,067
Cambridge Academy East, Inc	078768000	\$1,203,189	\$104,090	\$21,665	\$1,328,944
Total Attending ADM: 216.710	Per ADM Amounts:	\$5,552	\$480	\$100	\$6,132
Camelback Education, Inc	078959000	\$1,664,988	\$135,119	\$37,143	\$1,837,250
Total Attending ADM: 297.975	Per ADM Amounts:	\$5,588	\$453	\$125	\$6,166
Capital Academic Charter School Systems	080208795	\$0	\$0	\$0	\$0
Total Attending ADM: 0.000	Per ADM Amounts:				
Carden Elementary School	078909000	\$2,432,506	\$126,526	\$33,195	\$2,592,227
Total Attending ADM: 397.750	Per ADM Amounts:	\$6,116	\$318	\$83	\$6,517
Career Success Schools	078673000	\$3,801,199	\$313,135	\$484,185	\$4,598,519
Total Attending ADM: 659.422	Per ADM Amounts:	\$5,764	\$475	\$734	\$6,974
Carmel Community Schools	078769000	\$0	\$0	\$0	\$0
Total Attending ADM: 8.470	Per ADM Amounts:	\$0	\$0	\$0	\$0
Carmel Community, Inc.	078709000	\$0	\$0	\$0	\$0
Total Attending ADM: 21.550	Per ADM Amounts:	\$0	\$0	\$0	\$0
CASY Country Day School	078908000	\$1,767,232	\$109,107	\$62,726	\$1,939,065
Total Attending ADM: 244.035	Per ADM Amounts:	\$7,242	\$447	\$257	\$7,946
Challenge School, Inc.	078772000	\$3,007,929	\$277,356	\$156,488	\$3,441,773
Total Attending ADM: 546.660	Per ADM Amounts:	\$5,502	\$507	\$286	\$6,296
Challenger Basic School, Inc dba Challenger Basic	078957000	\$869,850	\$87,191	\$14,646	\$971,687
Total Attending ADM: 160.350	Per ADM Amounts:	\$5,425	\$544	\$91	\$6,060

Expenditures by Project for Charters

		General Projects	CSP & IIP	State & Federal Projects	Total Project Expenditures
Maricopa County					
Choice Education & Development Corp. - Sequoia	078744000	\$1,131,447	\$13,898	\$10,132	\$1,155,477
Total Attending ADM: 63.070	Per ADM Amounts:	\$17,940	\$220	\$161	\$18,321
Choice Education and Development Corporation -	078916000	\$721,389	\$42,215	\$63,079	\$826,683
Total Attending ADM: 134.770	Per ADM Amounts:	\$5,353	\$313	\$468	\$6,134
Choice Education and Development Corporation -	078915000	\$3,340,688	\$170,065	\$450,219	\$3,960,972
Total Attending ADM: 706.738	Per ADM Amounts:	\$4,727	\$241	\$637	\$5,605
Choice Education and Development Corporation -	078917000	\$950,832	\$37,991	\$115,751	\$1,104,574
Total Attending ADM: 148.740	Per ADM Amounts:	\$6,393	\$255	\$778	\$7,426
Choice Education and Development Corporation	078971000	\$1,879,213	\$109,836	\$46,984	\$2,036,033
Total Attending ADM: 292.565	Per ADM Amounts:	\$6,423	\$375	\$161	\$6,959
Cholla Academy	078995000	\$1,424,794	\$123,719	\$26,176	\$1,574,689
Total Attending ADM: 257.490	Per ADM Amounts:	\$5,533	\$480	\$102	\$6,116
Cornerstone Charter School, Inc	078994000	\$1,091,038	\$62,422	\$230	\$1,153,690
Total Attending ADM: 198.130	Per ADM Amounts:	\$5,507	\$315	\$1	\$5,823
Cortez Park Charter Middle School, Inc., dba Cortez	078975000	\$1,008,044	\$86,239	\$162,319	\$1,256,602
Total Attending ADM: 157.180	Per ADM Amounts:	\$6,413	\$549	\$1,033	\$7,995
Country Gardens Educational Services, LLC	078513000	\$1,564,272	\$130,950	\$17,799	\$1,713,021
Total Attending ADM: 265.700	Per ADM Amounts:	\$5,887	\$493	\$67	\$6,447
Crown Charter School, Inc	078921000	\$1,262,849	\$91,889	\$89,227	\$1,443,965
Total Attending ADM: 229.610	Per ADM Amounts:	\$5,500	\$400	\$389	\$6,289
D.W. Higgins Institute	078702000	\$1,027,470	\$57,425	\$15,313	\$1,100,208
Total Attending ADM: 141.590	Per ADM Amounts:	\$7,257	\$406	\$108	\$7,770
DCS Partner, Inc. dba Destiny Community School.	078704000	\$923,994	\$74,148	\$40,991	\$1,039,133
Total Attending ADM: 158.905	Per ADM Amounts:	\$5,815	\$467	\$258	\$6,539
Deer Valley Charter Schools, Inc.	078934000	\$487,884	\$50,672	\$10,615	\$549,171
Total Attending ADM: 83.778	Per ADM Amounts:	\$5,824	\$605	\$127	\$6,555
Desert Hills Public Charter High School	078947000	\$2,868,734	\$235,309	\$141,388	\$3,245,431
Total Attending ADM: 476.015	Per ADM Amounts:	\$6,027	\$494	\$297	\$6,818
Dove Learning, Inc.	078978000	\$0	\$0	\$0	\$0
Total Attending ADM: 169.380	Per ADM Amounts:	\$0	\$0	\$0	\$0
Dragonfleye Science, Inc.	078632000	\$0	\$0	\$0	\$0
Total Attending ADM: 102.975	Per ADM Amounts:	\$0	\$0	\$0	\$0
Eagles Aerie Schools	078725000	\$1,411,839	\$108,307	\$79,197	\$1,599,343
Total Attending ADM: 235.810	Per ADM Amounts:	\$5,987	\$459	\$336	\$6,782
East Mesa Charter Elementary School, Inc.	078509000	\$2,420,040	\$116,267	\$49,439	\$2,585,746
Total Attending ADM: 311.775	Per ADM Amounts:	\$7,762	\$373	\$159	\$8,294
East Valley Academy	078683000	\$137,545	\$11,878	\$0	\$149,423
Total Attending ADM: 23.590	Per ADM Amounts:	\$5,831	\$504	\$0	\$6,334
East Valley Youth and Family Support Centers, Inc.	078778000	\$611,730	\$22,800	\$55,489	\$690,019
Total Attending ADM: 96.970	Per ADM Amounts:	\$6,308	\$235	\$572	\$7,116
E-cademie, A Charter School	078990000	\$894,074	\$57,598	\$48,778	\$1,000,450
Total Attending ADM: 123.410	Per ADM Amounts:	\$7,245	\$467	\$395	\$8,107
Ecotech Agricultural Projects, Inc.	078764000	\$0	\$0	\$0	\$0
Total Attending ADM: 5.095	Per ADM Amounts:	\$0	\$0	\$0	\$0
Edkey, Inc. - Pathfinder Academy	078742000	\$640,608	\$29,473	\$662	\$670,743
Total Attending ADM: 60.365	Per ADM Amounts:	\$10,612	\$488	\$11	\$11,111
Edkey, Inc. - Redwood Academy	078740000	\$598,726	\$21,664	\$45,217	\$665,607
Total Attending ADM: 86.930	Per ADM Amounts:	\$6,887	\$249	\$520	\$7,657

Expenditures by Project for Charters		General Projects	CSP & IIP	State & Federal Projects	Total Project Expenditures
Maricopa County					
Educational Administrative Services	078739000	\$446,204	\$18,581	\$0	\$464,785
Total Attending ADM: 58.645	Per ADM Amounts:	\$7,609	\$317	\$0	\$7,925
EduPreneurship, Inc.	078717000	\$748,905	\$31,283	\$54,636	\$834,824
Total Attending ADM: 131.715	Per ADM Amounts:	\$5,686	\$238	\$415	\$6,338
Edu-Prize, Inc.	078634000	\$4,844,059	\$434,961	\$126,435	\$5,405,455
Total Attending ADM: 1,047.965	Per ADM Amounts:	\$4,622	\$415	\$121	\$5,158
E-Institute Charter Schools, Inc.	078911000	\$807,338	\$52,409	\$11,164	\$870,911
Total Attending ADM: 174.592	Per ADM Amounts:	\$4,624	\$300	\$64	\$4,988
El Dorado Public Charter High School	078718000	\$1,005,206	\$93,282	\$108,542	\$1,207,030
Total Attending ADM: 174.868	Per ADM Amounts:	\$5,748	\$533	\$621	\$6,903
Employ-Ability Unlimited, Inc. dba Copper Canyon	078664000	\$1,800,736	\$91,201	\$156,171	\$2,048,108
Total Attending ADM: 265.325	Per ADM Amounts:	\$6,787	\$344	\$589	\$7,719
Enterprise Academy	078610000	\$535,546	\$30,783	\$106,226	\$672,555
Total Attending ADM: 81.570	Per ADM Amounts:	\$6,565	\$377	\$1,302	\$8,245
Esperanza Community Collegial Academy	078505000	\$798,611	\$31,369	\$203,181	\$1,033,161
Total Attending ADM: 68.150	Per ADM Amounts:	\$11,718	\$460	\$2,981	\$15,160
Espiritu Community Development Corp.	078711000	\$4,991,235	\$358,690	\$311,568	\$5,661,493
Total Attending ADM: 805.825	Per ADM Amounts:	\$6,194	\$445	\$387	\$7,026
Estrella Public Charter High School dba Estrella	078948000	\$2,823,763	\$246,597	\$291,329	\$3,361,689
Total Attending ADM: 508.385	Per ADM Amounts:	\$5,554	\$485	\$573	\$6,612
Excalibur Charter School Inc	078901000	\$2,604,244	\$136,716	\$217,161	\$2,958,121
Total Attending ADM: 446.565	Per ADM Amounts:	\$5,832	\$306	\$486	\$6,624
Florence Crittenton Services of Arizona, Inc.	078608000	\$1,091,701	\$90,849	\$63,245	\$1,245,795
Total Attending ADM: 181.450	Per ADM Amounts:	\$6,017	\$501	\$349	\$6,866
Foothills Academy	078628000	\$1,517,501	\$65,017	\$25,297	\$1,607,815
Total Attending ADM: 238.740	Per ADM Amounts:	\$6,356	\$272	\$106	\$6,735
Fountain Hills Charter School	078755000	\$1,325,422	\$94,004	\$16,657	\$1,436,083
Total Attending ADM: 215.745	Per ADM Amounts:	\$6,143	\$436	\$77	\$6,656
Franklin High School	078506000	\$857,676	\$95,862	\$0	\$953,538
Total Attending ADM: 180.005	Per ADM Amounts:	\$4,765	\$533	\$0	\$5,297
Friendly House, Inc.	078611000	\$1,357,142	\$70,802	\$146,699	\$1,574,643
Total Attending ADM: 220.815	Per ADM Amounts:	\$6,146	\$321	\$664	\$7,131
Gan Yeladeem: The Looking Glass School	078996000	\$880,247	\$173,564	\$16,241	\$1,070,052
Total Attending ADM: 163.255	Per ADM Amounts:	\$5,392	\$1,063	\$99	\$6,554
GAR, LLC dba Student Choice High School	078679000	\$310,698	\$81,293	\$0	\$391,991
Total Attending ADM: 124.590	Per ADM Amounts:	\$2,494	\$652	\$0	\$3,146
Gem Charter School, Inc.	078774000	\$414,671	\$27,735	\$6,125	\$448,531
Total Attending ADM: 68.615	Per ADM Amounts:	\$6,043	\$404	\$89	\$6,537
Genesis Academy	078708000	\$728,361	\$35,996	\$79,374	\$843,731
Total Attending ADM: 125.360	Per ADM Amounts:	\$5,810	\$287	\$633	\$6,730
Global Renaissance Academy of Distinguished	078663000	\$316,299	\$20,542	\$13,976	\$350,817
Total Attending ADM: 46.010	Per ADM Amounts:	\$6,875	\$446	\$304	\$7,625
Happy Valley School, Inc.	078998000	\$3,514,960	\$258,187	\$70,452	\$3,843,599
Total Attending ADM: 622.910	Per ADM Amounts:	\$5,643	\$414	\$113	\$6,170
Heritage Academy, Inc.	078712000	\$2,301,984	\$231,934	\$0	\$2,533,918
Total Attending ADM: 387.715	Per ADM Amounts:	\$5,937	\$598	\$0	\$6,536
Heritage Elementary School	078985000	\$3,078,011	\$244,515	\$67,420	\$3,389,946
Total Attending ADM: 544.745	Per ADM Amounts:	\$5,650	\$449	\$124	\$6,223

Expenditures by Project for Charters		General Projects	CSP & IIP	State & Federal Projects	Total Project Expenditures
Maricopa County					
Heritage Montessori Charter School, Inc	078512000	\$0	\$0	\$0	\$0
Total Attending ADM: 9.210	Per ADM Amounts:	\$0	\$0	\$0	\$0
Horizon Community Learning Center, Inc.	078752000	\$8,029,348	\$565,334	\$134,004	\$8,728,686
Total Attending ADM: 1,367.770	Per ADM Amounts:	\$5,870	\$413	\$98	\$6,382
Humanities and Sciences Academy of the United	078713000	\$4,654,046	\$528,424	\$0	\$5,182,470
Total Attending ADM: 875.430	Per ADM Amounts:	\$5,316	\$604	\$0	\$5,920
Integrity Education Corporation	078751000	\$501,730	\$45,044	\$80,595	\$627,369
Total Attending ADM: 79.280	Per ADM Amounts:	\$6,329	\$568	\$1,017	\$7,913
Intelli-School, Inc.	078741000	\$1,204,130	\$48,394	\$91,414	\$1,343,938
Total Attending ADM: 143.450	Per ADM Amounts:	\$8,394	\$337	\$637	\$9,369
International Commerce Secondary Schools, Inc.	078710000	\$979,557	\$57,812	\$0	\$1,037,369
Total Attending ADM: 112.790	Per ADM Amounts:	\$8,685	\$513	\$0	\$9,197
International Studies Academy	078902000	\$1,443,816	\$66,333	\$7,159	\$1,517,308
Total Attending ADM: 198.385	Per ADM Amounts:	\$7,278	\$334	\$36	\$7,648
James Madison Preparatory School	078795000	\$1,110,547	\$83,689	\$12,342	\$1,206,578
Total Attending ADM: 160.660	Per ADM Amounts:	\$6,912	\$521	\$77	\$7,510
James Sandoval Preparatory High School	078928000	\$1,029,546	\$37,850	\$16,100	\$1,083,496
Total Attending ADM: 160.470	Per ADM Amounts:	\$6,416	\$236	\$100	\$6,752
Kachina Country Day School	078753000	\$294,529	\$22,795	\$10,000	\$327,324
Total Attending ADM: 46.345	Per ADM Amounts:	\$6,355	\$492	\$216	\$7,063
Keystone Montessori Charter School, Inc.	078779000	\$3,439,332	\$90,152	\$0	\$3,529,484
Total Attending ADM: 178.320	Per ADM Amounts:	\$19,287	\$506	\$0	\$19,793
Khalsa Montessori Elementary Schools	078759000	\$705,435	\$51,093	\$16,449	\$772,977
Total Attending ADM: 121.835	Per ADM Amounts:	\$5,790	\$419	\$135	\$6,344
LEAD Charter Schools	078968000	\$1,657,724	\$142,633	\$12,737	\$1,813,094
Total Attending ADM: 326.045	Per ADM Amounts:	\$5,084	\$437	\$39	\$5,561
Legacy Education Group	078507000	\$535,983	\$40,450	\$12,184	\$588,617
Total Attending ADM: 76.500	Per ADM Amounts:	\$7,006	\$529	\$159	\$7,694
Legacy Schools	078685000	\$2,529,085	\$164,306	\$164,386	\$2,857,777
Total Attending ADM: 351.560	Per ADM Amounts:	\$7,194	\$467	\$468	\$8,129
Liberty Traditional Charter School	078784000	\$1,818,519	\$169,038	\$274,992	\$2,262,549
Total Attending ADM: 365.555	Per ADM Amounts:	\$4,975	\$462	\$752	\$6,189
Life School College Preparatory, Inc.	078910000	\$4,999,488	\$365,117	\$318,802	\$5,683,407
Total Attending ADM: 947.405	Per ADM Amounts:	\$5,277	\$385	\$337	\$5,999
Life Skills Center of Arizona, Inc. dba Life Skills	078980000	\$1,860,280	\$194,461	\$7,165	\$2,061,906
Total Attending ADM: 332.800	Per ADM Amounts:	\$5,590	\$584	\$22	\$6,196
Little Lamb Community School	078997000	\$710,583	\$43,986	\$15,842	\$770,411
Total Attending ADM: 118.135	Per ADM Amounts:	\$6,015	\$372	\$134	\$6,521
Maricopa Community College District	078743000	\$408,735	\$0	\$0	\$408,735
Total Attending ADM: 72.870	Per ADM Amounts:	\$5,609	\$0	\$0	\$5,609
Maricopa County Community College District on	078647000	\$1,233,867	\$93,203	\$75,672	\$1,402,742
Total Attending ADM: 203.390	Per ADM Amounts:	\$6,067	\$458	\$372	\$6,897
Maya Public Charter High School	078949000	\$2,828,015	\$258,081	\$308,264	\$3,394,360
Total Attending ADM: 546.375	Per ADM Amounts:	\$5,176	\$472	\$564	\$6,213
Mesa Arts Academy	078613000	\$1,195,775	\$89,985	\$129,921	\$1,415,681
Total Attending ADM: 197.320	Per ADM Amounts:	\$6,060	\$456	\$658	\$7,175
Metropolitan Arts Institute, Inc.	078906000	\$1,201,561	\$121,122	\$9,850	\$1,332,533
Total Attending ADM: 209.735	Per ADM Amounts:	\$5,729	\$578	\$47	\$6,353

Expenditures by Project for Charters		General Projects	CSP & IIP	State & Federal Projects	Total Project Expenditures
Maricopa County					
Midtown Primary School	078976000	\$369,851	\$28,325	\$44,944	\$443,120
Total Attending ADM: 83.985	Per ADM Amounts:	\$4,404	\$337	\$535	\$5,276
Milestones Charter School	078791000	\$2,114,460	\$115,562	\$18,431	\$2,248,453
Total Attending ADM: 243.065	Per ADM Amounts:	\$8,699	\$475	\$76	\$9,250
Mission Charter School, Inc.	078904000	\$806,078	\$58,614	\$19,670	\$884,362
Total Attending ADM: 128.180	Per ADM Amounts:	\$6,289	\$457	\$153	\$6,899
Mohave Charter School, Inc.	080208870	\$1,175,653	\$41,366	\$63,320	\$1,280,339
Total Attending ADM: 0.000	Per ADM Amounts:				
Montessori Academy, Inc. Montessori Academy	078977000	\$722,250	\$6,925	\$76,182	\$805,357
Total Attending ADM: 87.720	Per ADM Amounts:	\$8,234	\$79	\$868	\$9,181
Montessori Day Public Schools Chartered, Inc.	078758000	\$1,509,016	\$103,094	\$123,787	\$1,735,897
Total Attending ADM: 253.385	Per ADM Amounts:	\$5,955	\$407	\$489	\$6,851
Montessori Education Centre Charter School	078763000	\$2,304,350	\$175,892	\$48,109	\$2,528,351
Total Attending ADM: 393.715	Per ADM Amounts:	\$5,853	\$447	\$122	\$6,422
Montessori House, Inc.	078936000	\$200,424	\$11,848	\$0	\$212,272
Total Attending ADM: 29.590	Per ADM Amounts:	\$6,773	\$400	\$0	\$7,174
Montezuma Public Charter Middle School	078982000	\$203,025	\$18,266	\$3,472	\$224,763
Total Attending ADM: 37.020	Per ADM Amounts:	\$5,484	\$493	\$94	\$6,071
New Century Educational Management Services	078504000	\$151,347	\$6,906	\$0	\$158,253
Total Attending ADM: 24.890	Per ADM Amounts:	\$6,081	\$277	\$0	\$6,358
New Horizon School for the Performing Arts	078771000	\$995,671	\$80,063	\$78,828	\$1,154,562
Total Attending ADM: 152.575	Per ADM Amounts:	\$6,526	\$525	\$517	\$7,567
New Samaritan High School	078748000	\$493,945	\$18,823	\$59,464	\$572,232
Total Attending ADM: 80.025	Per ADM Amounts:	\$6,172	\$235	\$743	\$7,151
New School For The Arts	078903000	\$1,849,893	\$104,066	\$27,343	\$1,981,302
Total Attending ADM: 264.285	Per ADM Amounts:	\$7,000	\$394	\$103	\$7,497
New School for the Arts Middle School	078981000	\$635,374	\$25,257	\$139,442	\$800,073
Total Attending ADM: 69.940	Per ADM Amounts:	\$9,085	\$361	\$1,994	\$11,439
New World Educational Center	078760000	\$1,639,752	\$136,735	\$71,760	\$1,848,247
Total Attending ADM: 304.830	Per ADM Amounts:	\$5,379	\$449	\$235	\$6,063
Noah Webster Basic School	078930000	\$5,224,166	\$517,439	\$370,264	\$6,111,869
Total Attending ADM: 1,098.365	Per ADM Amounts:	\$4,756	\$471	\$337	\$5,565
North Star Charter School, Inc.	078945000	\$519,491	\$45,838	\$20,542	\$585,871
Total Attending ADM: 84.390	Per ADM Amounts:	\$6,156	\$543	\$243	\$6,942
Ocotillo Public Charter High School dba Ocotillo	078950000	\$2,126,490	\$181,970	\$305,615	\$2,614,075
Total Attending ADM: 358.468	Per ADM Amounts:	\$5,932	\$508	\$853	\$7,292
Ombudsman Educational Services, Ltd.,a subsidiary	078767000	\$2,135,936	\$164,603	\$0	\$2,300,539
Total Attending ADM: 436.550	Per ADM Amounts:	\$4,893	\$377	\$0	\$5,270
OMEGA SCHOOLS d.b.a. Omega Academy, Inc.	078603000	\$3,614,436	\$22,636	\$767,898	\$4,404,970
Total Attending ADM: 521.195	Per ADM Amounts:	\$6,935	\$43	\$1,473	\$8,452
P.L.C. Charter Schools	078907000	\$3,180,654	\$220,111	\$212,585	\$3,613,350
Total Attending ADM: 560.485	Per ADM Amounts:	\$5,675	\$393	\$379	\$6,447
Pan-American Elementary Charter	078940000	\$916,741	\$69,373	\$64,517	\$1,050,631
Total Attending ADM: 219.755	Per ADM Amounts:	\$4,172	\$316	\$294	\$4,781
Paragon Management, Inc.	078912000	\$7,216,508	\$381,382	\$195,186	\$7,793,076
Total Attending ADM: 1,032.805	Per ADM Amounts:	\$6,987	\$369	\$189	\$7,546
Paramount Education Studies Inc	078905000	\$2,327,283	\$44,015	\$10,882	\$2,382,180
Total Attending ADM: 372.795	Per ADM Amounts:	\$6,243	\$118	\$29	\$6,390

Expenditures by Project for Charters		General Projects	CSP & IIP	State & Federal Projects	Total Project Expenditures
Maricopa County					
Partnership with Parents, Inc., dba Desert Heights	078621000	\$2,441,201	\$160,847	\$200,981	\$2,803,029
Total Attending ADM: 343.765	Per ADM Amounts:	\$7,101	\$468	\$585	\$8,154
PAS Charter, Inc., dba Intelli-School	078963000	\$1,186,415	\$84,940	\$93,347	\$1,364,702
Total Attending ADM: 170.865	Per ADM Amounts:	\$6,944	\$497	\$546	\$7,987
Pathfinder Charter School Foundation	078792000	\$3,440,215	\$197,916	\$247,516	\$3,885,647
Total Attending ADM: 491.270	Per ADM Amounts:	\$7,003	\$403	\$504	\$7,909
Patriot Academy, Inc.	078733000	\$359,320	\$44,066	\$116,255	\$519,641
Total Attending ADM: 80.140	Per ADM Amounts:	\$4,484	\$550	\$1,451	\$6,484
Peoria Accelerated Public Charter High School	078951000	\$3,005,810	\$253,020	\$140,509	\$3,399,339
Total Attending ADM: 526.740	Per ADM Amounts:	\$5,706	\$480	\$267	\$6,454
Phoenix Advantage Charter School, Inc.	078714000	\$4,960,397	\$237,369	\$639,008	\$5,836,774
Total Attending ADM: 794.325	Per ADM Amounts:	\$6,245	\$299	\$804	\$7,348
Phoenix Education Management, LLC,	078716000	\$5,334,725	\$226,734	\$103,234	\$5,664,693
Total Attending ADM: 626.425	Per ADM Amounts:	\$8,516	\$362	\$165	\$9,043
Phoenix School of Academic Excellence The	078776000	\$780,204	\$41,912	\$101,742	\$923,858
Total Attending ADM: 129.870	Per ADM Amounts:	\$6,008	\$323	\$783	\$7,114
Pinnacle Education-DS, Inc.	078730000	\$838,119	\$73,526	\$0	\$911,645
Total Attending ADM: 156.245	Per ADM Amounts:	\$5,364	\$471	\$0	\$5,835
Pinnacle Education-FA, Inc.	078728000	\$1,004,234	\$101,118	\$0	\$1,105,352
Total Attending ADM: 177.735	Per ADM Amounts:	\$5,650	\$569	\$0	\$6,219
Pinnacle Education-Mesa, Inc.	078720000	\$962,991	\$67,610	\$0	\$1,030,601
Total Attending ADM: 138.910	Per ADM Amounts:	\$6,932	\$487	\$0	\$7,419
Pinnacle Education-Tempe, Inc.	078726000	\$6,496,726	\$336,142	\$0	\$6,832,868
Total Attending ADM: 555.220	Per ADM Amounts:	\$11,701	\$605	\$0	\$12,307
Pinnacle Education-WMAA, Inc.	078729000	\$646,748	\$26,453	\$0	\$673,201
Total Attending ADM: 75.450	Per ADM Amounts:	\$8,572	\$351	\$0	\$8,922
Pinnacle Education-WMCB, Inc.	078920000	\$1,051,789	\$19,024	\$0	\$1,070,813
Total Attending ADM: 40.730	Per ADM Amounts:	\$25,823	\$467	\$0	\$26,291
Pointe Educational Services	078925000	\$9,579,551	\$460,526	\$120,585	\$10,160,662
Total Attending ADM: 1,124.705	Per ADM Amounts:	\$8,517	\$409	\$107	\$9,034
Precision Academy Systems, Inc	078670000	\$3,624,973	\$340,956	\$527,857	\$4,493,786
Total Attending ADM: 628.010	Per ADM Amounts:	\$5,772	\$543	\$841	\$7,156
Premier Charter High School	078939000	\$1,487,681	\$59,909	\$100,588	\$1,648,178
Total Attending ADM: 168.260	Per ADM Amounts:	\$8,842	\$356	\$598	\$9,795
Primavera Technical Learning Center	078926000	\$4,799,339	\$200,005	\$378,621	\$5,377,965
Total Attending ADM: 713.830	Per ADM Amounts:	\$6,723	\$280	\$530	\$7,534
Progressive Junior High School, Inc., dba	078965000	\$0	\$0	\$0	\$0
Total Attending ADM: 0.000	Per ADM Amounts:				
Progressive Leadership Academy	078789000	\$0	\$0	\$0	\$0
Total Attending ADM: 0.000	Per ADM Amounts:				
Rosefield Charter Elementary School, Inc.	078508000	\$2,397,159	\$109,137	\$0	\$2,506,296
Total Attending ADM: 329.045	Per ADM Amounts:	\$7,285	\$332	\$0	\$7,617
RSD Charter School, Inc.	078735000	\$1,178,763	\$74,746	\$96,059	\$1,349,568
Total Attending ADM: 168.080	Per ADM Amounts:	\$7,013	\$445	\$572	\$8,029
Salt River Pima-Maricopa Community Schools	078656000	\$3,737,387	\$84,560	\$1,523,038	\$5,344,985
Total Attending ADM: 244.662	Per ADM Amounts:	\$15,276	\$346	\$6,225	\$21,846
SC Jensen Corporation, Inc. dba Intelli-School	078962000	\$527,874	\$19,957	\$57,427	\$605,258
Total Attending ADM: 55.500	Per ADM Amounts:	\$9,511	\$360	\$1,035	\$10,906

Expenditures by Project for Charters		General Projects	CSP & IIP	State & Federal Projects	Total Project Expenditures
Maricopa County					
Scottsdale Educational Enrichment School	078999000	\$507,201	\$46,670	\$22,025	\$575,896
Total Attending ADM: 83.128	Per ADM Amounts:	\$6,101	\$561	\$265	\$6,928
Scottsdale Horizons Charter School	078734000	\$914,137	\$55,921	\$101,941	\$1,071,999
Total Attending ADM: 142.700	Per ADM Amounts:	\$6,406	\$392	\$714	\$7,512
Self Development Charter School	078796000	\$1,227,239	\$96,409	\$0	\$1,323,648
Total Attending ADM: 200.925	Per ADM Amounts:	\$6,108	\$480	\$0	\$6,588
Sequoia Choice Schools, LLLP	078705000	\$2,626,385	\$128,056	\$0	\$2,754,441
Total Attending ADM: 464.565	Per ADM Amounts:	\$5,653	\$276	\$0	\$5,929
Sierra Vista Charter School, Inc., dba Chancellor	078973000	\$2,670,037	\$123,619	\$84,411	\$2,878,067
Total Attending ADM: 405.630	Per ADM Amounts:	\$6,582	\$305	\$208	\$7,095
Skyline Technical High School	078914000	\$2,750,865	\$170,418	\$129,415	\$3,050,698
Total Attending ADM: 388.205	Per ADM Amounts:	\$7,086	\$439	\$333	\$7,858
Sonoran Desert School	078786000	\$465,540	\$38,962	\$0	\$504,502
Total Attending ADM: 83.355	Per ADM Amounts:	\$5,585	\$467	\$0	\$6,052
South Pointe Public Charter School	078983000	\$3,650,749	\$315,546	\$195,760	\$4,162,055
Total Attending ADM: 701.695	Per ADM Amounts:	\$5,203	\$450	\$279	\$5,931
StarShine Academy	078992000	\$767,423	\$38,445	\$63,742	\$869,610
Total Attending ADM: 101.620	Per ADM Amounts:	\$7,552	\$378	\$627	\$8,557
Stepping Stones Academy	078781000	\$892,217	\$88,105	\$51,690	\$1,032,012
Total Attending ADM: 146.330	Per ADM Amounts:	\$6,097	\$602	\$353	\$7,053
Sterling Academy of Mathematics and Science	080208760	\$0	\$0	\$0	\$0
Total Attending ADM: 0.000	Per ADM Amounts:				
Success School	078924000	\$2,787,357	\$193,593	\$161,467	\$3,142,417
Total Attending ADM: 489.950	Per ADM Amounts:	\$5,689	\$395	\$330	\$6,414
Summit Public Charter High School	078952000	\$2,396,981	\$206,190	\$148,780	\$2,751,951
Total Attending ADM: 412.605	Per ADM Amounts:	\$5,809	\$500	\$361	\$6,670
Sun Valley Public Charter High School	078953000	\$3,560,143	\$310,691	\$437,366	\$4,308,200
Total Attending ADM: 691.700	Per ADM Amounts:	\$5,147	\$449	\$632	\$6,228
Sun Valley Public Charter Middle School	078765000	\$183,186	\$17,752	\$22,760	\$223,698
Total Attending ADM: 36.090	Per ADM Amounts:	\$5,076	\$492	\$631	\$6,198
Superior School	078923000	\$609,047	\$47,036	\$310,732	\$966,815
Total Attending ADM: 100.235	Per ADM Amounts:	\$6,076	\$469	\$3,100	\$9,645
Tempe Accelerated Public Charter High School	078954000	\$1,888,626	\$171,932	\$126,837	\$2,187,395
Total Attending ADM: 338.198	Per ADM Amounts:	\$5,584	\$508	\$375	\$6,468
Tempe Preparatory Academy	078761000	\$3,630,656	\$87,719	\$0	\$3,718,375
Total Attending ADM: 482.040	Per ADM Amounts:	\$7,532	\$182	\$0	\$7,714
Terra Nova Academy	078678000	\$0	\$0	\$0	\$0
Total Attending ADM: 76.700	Per ADM Amounts:	\$0	\$0	\$0	\$0
Tertulia: A Learning Community	078747000	\$1,781,409	\$92,061	\$177,993	\$2,051,463
Total Attending ADM: 234.730	Per ADM Amounts:	\$7,589	\$392	\$758	\$8,740
Twenty First Century Charter School, Inc. dba:	078630000	\$433,454	\$43,014	\$32,357	\$508,825
Total Attending ADM: 80.465	Per ADM Amounts:	\$5,387	\$535	\$402	\$6,324
Twenty First Century Charter Schools, Inc.	078944000	\$392,141	\$30,730	\$80,097	\$502,968
Total Attending ADM: 58.875	Per ADM Amounts:	\$6,661	\$522	\$1,360	\$8,543
Valley Academy, Inc.	078749000	\$2,991,503	\$253,027	\$135,241	\$3,379,771
Total Attending ADM: 625.495	Per ADM Amounts:	\$4,783	\$405	\$216	\$5,403
Valley of the Sun Waldorf Education Association,	078964000	\$1,082,332	\$46,093	\$132,250	\$1,260,675
Total Attending ADM: 179.820	Per ADM Amounts:	\$6,019	\$256	\$735	\$7,011

Expenditures by Project for Charters		General Projects	CSP & IIP	State & Federal Projects	Total Project Expenditures
Maricopa County					
Ventana Academic Charter School	078609000	\$443,294	\$32,275	\$13,983	\$489,552
Total Attending ADM: 65.175	Per ADM Amounts:	\$6,802	\$495	\$215	\$7,511
Veritas Preparatory Academy	078984000	\$1,282,432	\$194,057	\$0	\$1,476,489
Total Attending ADM: 212.900	Per ADM Amounts:	\$6,024	\$911	\$0	\$6,935
Vicki A. Romero High School	078775000	\$1,758,775	\$99,655	\$490,971	\$2,349,401
Total Attending ADM: 381.260	Per ADM Amounts:	\$4,613	\$261	\$1,288	\$6,162
Victory High School, Inc.	078757000	\$199,330	\$23,682	\$72,134	\$295,146
Total Attending ADM: 26.810	Per ADM Amounts:	\$7,435	\$883	\$2,691	\$11,009
Villa Montessori Charter School	078715000	\$3,591,507	\$187,663	\$80,162	\$3,859,332
Total Attending ADM: 450.655	Per ADM Amounts:	\$7,970	\$416	\$178	\$8,564
Vista Charter School	078960000	\$501,995	\$37,938	\$130,357	\$670,290
Total Attending ADM: 150.380	Per ADM Amounts:	\$3,338	\$252	\$867	\$4,457
West Gilbert Charter Elementary School, Inc.	078935000	\$2,953,844	\$111,261	\$90,259	\$3,155,364
Total Attending ADM: 431.630	Per ADM Amounts:	\$6,843	\$258	\$209	\$7,310
West Gilbert Charter Middle School, Inc., dba West	078974000	\$407,499	\$25,679	\$19,304	\$452,482
Total Attending ADM: 96.600	Per ADM Amounts:	\$4,218	\$266	\$200	\$4,684
West Phoenix Public Charter High School	078956000	\$3,868,331	\$330,738	\$342,386	\$4,541,455
Total Attending ADM: 736.175	Per ADM Amounts:	\$5,255	\$449	\$465	\$6,169
Westwind Children's Services	078773000	\$2,858,472	\$173,479	\$77,008	\$3,108,959
Total Attending ADM: 362.575	Per ADM Amounts:	\$7,884	\$478	\$212	\$8,575
Westwind Middle School Academy	078931000	\$447,310	\$46,172	\$7,652	\$501,134
Total Attending ADM: 83.115	Per ADM Amounts:	\$5,382	\$556	\$92	\$6,029
Youngtown Public Charter School	078933000	\$1,660,755	\$98,644	\$415,902	\$2,175,301
Total Attending ADM: 186.970	Per ADM Amounts:	\$8,882	\$528	\$2,224	\$11,634
Maricopa Totals		\$340,398,201	\$22,334,400	\$19,827,416	\$382,560,017
Total Attending ADM: 54,529.408	Per ADM Amounts:	\$6,242	\$410	\$364	\$7,016

Expenditures by Project for Charters		General Projects	CSP & IIP	State & Federal Projects	Total Project Expenditures
Mohave County					
Academy of Building Industries, Inc.	088704000	\$521,060	\$29,407	\$184,661	\$735,128
Total Attending ADM: 84.040	Per ADM Amounts:	\$6,200	\$350	\$2,197	\$8,747
Desert Technology Schools, Inc.	088757000	\$1,512,220	\$82,981	\$516,303	\$2,111,504
Total Attending ADM: 228.780	Per ADM Amounts:	\$6,610	\$363	\$2,257	\$9,229
E.A.G.L.E. Academy, Inc.	088756000	\$1,201,287	\$68,557	\$159,669	\$1,429,513
Total Attending ADM: 206.770	Per ADM Amounts:	\$5,810	\$332	\$772	\$6,914
Excel Education Centers Fort Mohave, LLC	088701000	\$392,773	\$42,969	\$0	\$435,742
Total Attending ADM: 60.940	Per ADM Amounts:	\$6,445	\$705	\$0	\$7,150
Kingman Academy Of Learning	088620000	\$6,121,035	\$525,603	\$377,247	\$7,023,885
Total Attending ADM: 1,281.185	Per ADM Amounts:	\$4,778	\$410	\$294	\$5,482
Lake Havasu Charter School, Inc.	088750000	\$615,354	\$32,616	\$92,400	\$740,370
Total Attending ADM: 101.270	Per ADM Amounts:	\$6,076	\$322	\$912	\$7,311
Masada Charter School, Inc.	088759000	\$1,557,124	\$105,831	\$163,207	\$1,826,162
Total Attending ADM: 313.480	Per ADM Amounts:	\$4,967	\$338	\$521	\$5,825
Mohave Accelerated Elementary School, Inc.	088703000	\$730,650	\$32,720	\$171,821	\$935,191
Total Attending ADM: 126.945	Per ADM Amounts:	\$5,756	\$258	\$1,354	\$7,367
Mohave Accelerated Learning Center	088758000	\$1,453,255	\$160,033	\$0	\$1,613,288
Total Attending ADM: 297.295	Per ADM Amounts:	\$4,888	\$538	\$0	\$5,427
Telesis Center for Learning, Inc.	088702000	\$1,843,121	\$165,746	\$104,479	\$2,113,346
Total Attending ADM: 328.200	Per ADM Amounts:	\$5,616	\$505	\$318	\$6,439
Young Scholars Academy Charter School Corp.	088755000	\$1,686,183	\$104,277	\$107,302	\$1,897,762
Total Attending ADM: 383.185	Per ADM Amounts:	\$4,400	\$272	\$280	\$4,953
Mohave Totals		\$17,634,062	\$1,350,740	\$1,877,089	\$20,861,891
Total Attending ADM: 3,412.090	Per ADM Amounts:	\$5,168	\$396	\$550	\$6,114

Expenditures by Project for Charters

		General Projects	CSP & IIP	State & Federal Projects	Total Project Expenditures
Navajo County					
CAFA, Inc., dba Classics and Four Arts Academy	098749000	\$1,918,828	\$101,181	\$197,439	\$2,217,448
Total Attending ADM: 284.890	Per ADM Amounts:	\$6,735	\$355	\$693	\$7,784
Developing Innovations in Navajo Education, Inc.	098651000	\$327,812	\$15,925	\$136,033	\$479,770
Total Attending ADM: 31.540	Per ADM Amounts:	\$10,394	\$505	\$4,313	\$15,211
Founding Fathers Academies, Inc	098750000	\$552,168	\$38,875	\$8,840	\$599,883
Total Attending ADM: 76.630	Per ADM Amounts:	\$7,206	\$507	\$115	\$7,828
Hopi Jr/Sr High School	098650000	\$0	\$0	\$0	\$0
Total Attending ADM: 446.850	Per ADM Amounts:	\$0	\$0	\$0	\$0
Little Singer Community School Board Inc.	098748000	\$80,832	\$1,931	\$117,054	\$199,817
Total Attending ADM: 15.380	Per ADM Amounts:	\$5,256	\$126	\$7,611	\$12,992
Northern Arizona Academy for Career Development,	098745000	\$823,170	\$48,932	\$161,537	\$1,033,639
Total Attending ADM: 130.220	Per ADM Amounts:	\$6,321	\$376	\$1,240	\$7,938
Shonto Governing Board of Education, Inc.	098747000	\$5,458,854	\$293,065	\$2,177,716	\$7,929,635
Total Attending ADM: 445.575	Per ADM Amounts:	\$12,251	\$658	\$4,887	\$17,796
Shonto Governing Board of Education, Inc.	098746000	\$1,708,182	\$39,675	\$3,549,554	\$5,297,411
Total Attending ADM: 115.730	Per ADM Amounts:	\$14,760	\$343	\$30,671	\$45,774
Navajo Totals		\$10,869,846	\$539,584	\$6,348,173	\$17,757,603
Total Attending ADM: 1,546.815	Per ADM Amounts:	\$7,027	\$349	\$4,104	\$11,480

Expenditures by Project for Charters		General Projects	CSP & IIP	State & Federal Projects	Total Project Expenditures
Pima County					
A Child's View School, Inc.	108731000	\$228,273	\$14,394	\$292	\$242,959
Total Attending ADM: 51.285	Per ADM Amounts:	\$4,451	\$281	\$6	\$4,737
Academic and Personal Excellence, Inc.	108718000	\$339,702	\$0	\$0	\$339,702
Total Attending ADM: 40.650	Per ADM Amounts:	\$8,357	\$0	\$0	\$8,357
Academy of Math and Science, Inc.	108713000	\$1,293,210	\$125,325	\$116,739	\$1,535,274
Total Attending ADM: 238.960	Per ADM Amounts:	\$5,412	\$524	\$489	\$6,425
Academy of Tucson, Inc.	108665000	\$3,557,467	\$227,240	\$45,667	\$3,830,374
Total Attending ADM: 563.505	Per ADM Amounts:	\$6,313	\$403	\$81	\$6,797
Accelerated Elementary and Secondary Schools	108767000	\$1,398,834	\$106,830	\$70,750	\$1,576,414
Total Attending ADM: 219.500	Per ADM Amounts:	\$6,373	\$487	\$322	\$7,182
Allsport Enterprises, Inc.	108716000	\$769,959	\$40,920	\$0	\$810,879
Total Attending ADM: 129.490	Per ADM Amounts:	\$5,946	\$316	\$0	\$6,262
Alta Vista Public Charter High School	108794000	\$2,813,206	\$238,837	\$128,839	\$3,180,882
Total Attending ADM: 483.870	Per ADM Amounts:	\$5,814	\$494	\$266	\$6,574
Aprender Tucson	108785000	\$1,769,021	\$142,831	\$260,145	\$2,171,997
Total Attending ADM: 277.760	Per ADM Amounts:	\$6,369	\$514	\$937	\$7,820
Arizona Community Development Corporation	108709000	\$5,684,495	\$358,667	\$468,246	\$6,511,408
Total Attending ADM: 1,038.255	Per ADM Amounts:	\$5,475	\$345	\$451	\$6,271
BASIS School, Inc.	108725000	\$1,746,410	\$136,450	\$23,636	\$1,906,496
Total Attending ADM: 319.420	Per ADM Amounts:	\$5,467	\$427	\$74	\$5,969
Beginning Academy, Inc.	108728000	\$213,752	\$10,051	\$94,148	\$317,951
Total Attending ADM: 28.580	Per ADM Amounts:	\$7,479	\$352	\$3,294	\$11,125
Calli Ollin Academy	108727000	\$1,035,922	\$70,353	\$0	\$1,106,275
Total Attending ADM: 138.245	Per ADM Amounts:	\$7,493	\$509	\$0	\$8,002
Calli Ollin Academy dba Toltecalli Academy	108793000	\$1,010,639	\$66,782	\$0	\$1,077,421
Total Attending ADM: 138.220	Per ADM Amounts:	\$7,312	\$483	\$0	\$7,795
Canyon Rose Academy, Inc.	108715000	\$1,846,061	\$158,556	\$1,755	\$2,006,372
Total Attending ADM: 314.880	Per ADM Amounts:	\$5,863	\$504	\$6	\$6,372
Carden of Tucson, Inc.	108777000	\$746,130	\$53,321	\$28,351	\$827,802
Total Attending ADM: 118.165	Per ADM Amounts:	\$6,314	\$451	\$240	\$7,005
Cesar Chavez Learning Community, Inc.	108712000	\$0	\$0	\$0	\$0
Total Attending ADM: 147.700	Per ADM Amounts:	\$0	\$0	\$0	\$0
Childrens Success Academy	108776000	\$427,060	\$31,987	\$63,299	\$522,346
Total Attending ADM: 70.960	Per ADM Amounts:	\$6,018	\$451	\$892	\$7,361
Civano Charter School	100220705	\$0	\$0	\$0	\$0
Total Attending ADM: 0.000	Per ADM Amounts:				
Compass High School, Inc.	108788000	\$1,611,513	\$124,727	\$0	\$1,736,240
Total Attending ADM: 282.520	Per ADM Amounts:	\$5,704	\$441	\$0	\$6,146
Daisy Education Corporation	108666000	\$3,028,708	\$197,404	\$167,908	\$3,394,020
Total Attending ADM: 486.045	Per ADM Amounts:	\$6,231	\$406	\$345	\$6,983
Davis Education Center	108664000	\$0	\$0	\$0	\$0
Total Attending ADM: 118.495	Per ADM Amounts:	\$0	\$0	\$0	\$0
Desert Rose Academy, Inc.	108787000	\$950,443	\$80,692	\$0	\$1,031,135
Total Attending ADM: 153.950	Per ADM Amounts:	\$6,174	\$524	\$0	\$6,698
Desert Springs Academy	108771000	\$1,180,132	\$101,813	\$0	\$1,281,945
Total Attending ADM: 222.185	Per ADM Amounts:	\$5,311	\$458	\$0	\$5,770
Eastpointe High School, Inc.	108781000	\$1,176,528	\$144,713	\$5,350	\$1,326,591
Total Attending ADM: 234.950	Per ADM Amounts:	\$5,008	\$616	\$23	\$5,646

Expenditures by Project for Charters		General Projects	CSP & IIP	State & Federal Projects	Total Project Expenditures
Pima County					
EDGE School Inc. The	108653000	\$1,081,928	\$84,146	\$338,957	\$1,505,031
Total Attending ADM: 177.510	Per ADM Amounts:	\$6,095	\$474	\$1,910	\$8,479
Educational Impact, Inc.	108717000	\$424,652	\$47,914	\$0	\$472,566
Total Attending ADM: 82.110	Per ADM Amounts:	\$5,172	\$584	\$0	\$5,755
El Centro for the Study of Primary and Secondary	108792000	\$1,015,826	\$36,018	\$101,203	\$1,153,047
Total Attending ADM: 136.370	Per ADM Amounts:	\$7,449	\$264	\$742	\$8,455
El Pueblo Integral - Teaching & Learning	108797000	\$401,120	\$10,467	\$128,189	\$539,776
Total Attending ADM: 30.560	Per ADM Amounts:	\$13,126	\$343	\$4,195	\$17,663
Global Education Foundation	108721000	\$750,707	\$33,315	\$146,380	\$930,402
Total Attending ADM: 108.330	Per ADM Amounts:	\$6,930	\$308	\$1,351	\$8,589
Great Expectations Academy	108770000	\$860,002	\$95,561	\$54,198	\$1,009,761
Total Attending ADM: 162.295	Per ADM Amounts:	\$5,299	\$589	\$334	\$6,222
Griffin Foundation, Inc. The	108789000	\$1,339,833	\$64,262	\$132,943	\$1,537,038
Total Attending ADM: 204.815	Per ADM Amounts:	\$6,542	\$314	\$649	\$7,505
Ha:san Educational Services	108726000	\$1,696,882	\$63,135	\$697,924	\$2,457,941
Total Attending ADM: 141.100	Per ADM Amounts:	\$12,026	\$447	\$4,946	\$17,420
Hermosa Montessori Charter School	108701000	\$1,396,723	\$83,460	\$0	\$1,480,183
Total Attending ADM: 226.750	Per ADM Amounts:	\$6,160	\$368	\$0	\$6,528
Highland Free School	108775000	\$299,694	\$19,280	\$20,166	\$339,140
Total Attending ADM: 55.620	Per ADM Amounts:	\$5,388	\$347	\$363	\$6,097
Khalsa Family Services	108784000	\$1,508,419	\$117,013	\$26,403	\$1,651,835
Total Attending ADM: 249.645	Per ADM Amounts:	\$6,042	\$469	\$106	\$6,617
Lifelong Learning Research Institute, Inc dba	108708000	\$667,867	\$52,999	\$111,156	\$832,022
Total Attending ADM: 121.900	Per ADM Amounts:	\$5,479	\$435	\$912	\$6,825
Luz Academy of Tucson, Inc	108702000	\$1,482,666	\$104,400	\$147,661	\$1,734,727
Total Attending ADM: 194.958	Per ADM Amounts:	\$7,605	\$535	\$757	\$8,898
Meta Academy, Inc.	108745000	\$0	\$0	\$0	\$0
Total Attending ADM: 17.510	Per ADM Amounts:	\$0	\$0	\$0	\$0
Montessori Schoolhouse of Tucson, Inc.	108703000	\$473,129	\$35,224	\$940	\$509,293
Total Attending ADM: 77.470	Per ADM Amounts:	\$6,107	\$455	\$12	\$6,574
Mountain Rose Academy, Inc.	108769000	\$1,777,431	\$152,853	\$2,506	\$1,932,790
Total Attending ADM: 302.650	Per ADM Amounts:	\$5,873	\$505	\$8	\$6,386
MultiDimensional Literacy Corp.	108774000	\$1,009,506	\$71,641	\$103,678	\$1,184,825
Total Attending ADM: 152.770	Per ADM Amounts:	\$6,608	\$469	\$679	\$7,756
New West School	108724000	\$706,925	\$51,438	\$0	\$758,363
Total Attending ADM: 99.620	Per ADM Amounts:	\$7,096	\$516	\$0	\$7,613
Nosotros, Inc	108707000	\$1,211,306	\$105,504	\$142,137	\$1,458,947
Total Attending ADM: 259.310	Per ADM Amounts:	\$4,671	\$407	\$548	\$5,626
Old Pueblo Children's Academy	108790000	\$564,490	\$42,338	\$0	\$606,828
Total Attending ADM: 83.080	Per ADM Amounts:	\$6,795	\$510	\$0	\$7,304
Pima County Board of Supervisors	108601000	\$835,816	\$39,351	\$214,768	\$1,089,935
Total Attending ADM: 78.145	Per ADM Amounts:	\$10,696	\$504	\$2,748	\$13,948
Pima Prevention Partnership dba Pima Partnership	108711000	\$643,900	\$78,786	\$311,606	\$1,034,292
Total Attending ADM: 109.400	Per ADM Amounts:	\$5,886	\$720	\$2,848	\$9,454
PPEP & Affiliates	108744000	\$5,457,151	\$310,367	\$1,272,083	\$7,039,601
Total Attending ADM: 934.472	Per ADM Amounts:	\$5,840	\$332	\$1,361	\$7,533
PPEP & Affiliates, Inc. dba Arizona Virtual Academy	108796000	\$7,785,471	\$376,426	\$164,492	\$8,326,389
Total Attending ADM: 1,439.140	Per ADM Amounts:	\$5,410	\$262	\$114	\$5,786

Expenditures by Project for Charters		General Projects	CSP & IIP	State & Federal Projects	Total Project Expenditures
Pima County					
Presidio School	108778000	\$1,922,008	\$129,812	\$382,309	\$2,434,129
Total Attending ADM: 282.790	Per ADM Amounts:	\$6,797	\$459	\$1,352	\$8,608
Satori, Inc.	108719000	\$716,011	\$44,696	\$58,707	\$819,414
Total Attending ADM: 119.165	Per ADM Amounts:	\$6,009	\$375	\$493	\$6,876
Sierra Oaks School, Inc	108710000	\$346,349	\$23,017	\$36,723	\$406,089
Total Attending ADM: 66.990	Per ADM Amounts:	\$5,170	\$344	\$548	\$6,062
Southern Arizona Community Academy, Inc.	108772000	\$1,436,554	\$111,759	\$0	\$1,548,313
Total Attending ADM: 234.210	Per ADM Amounts:	\$6,134	\$477	\$0	\$6,611
Southgate Academy, Inc.	108779000	\$3,823,662	\$308,851	\$383,633	\$4,516,146
Total Attending ADM: 618.895	Per ADM Amounts:	\$6,178	\$499	\$620	\$7,297
Talented and Gifted Charter School, LLC.	108780000	\$1,809,871	\$122,959	\$0	\$1,932,830
Total Attending ADM: 317.565	Per ADM Amounts:	\$5,699	\$387	\$0	\$6,086
The Charter Foundation, Inc. dba AmeriSchools	108722000	\$3,538,662	\$301,694	\$331,984	\$4,172,340
Total Attending ADM: 680.380	Per ADM Amounts:	\$5,201	\$443	\$488	\$6,132
TLC Charter Schools, Inc,	108786000	\$487,336	\$30,600	\$85,128	\$603,064
Total Attending ADM: 80.705	Per ADM Amounts:	\$6,038	\$379	\$1,055	\$7,472
Tucson Accelerated Public Charter High School	108706000	\$2,004,076	\$176,960	\$107,632	\$2,288,668
Total Attending ADM: 346.130	Per ADM Amounts:	\$5,790	\$511	\$311	\$6,612
Tucson Country Day School, Inc.	108773000	\$2,630,321	\$129,779	\$37,850	\$2,797,950
Total Attending ADM: 498.435	Per ADM Amounts:	\$5,277	\$260	\$76	\$5,613
Tucson International Academy, Inc.	108714000	\$860,548	\$82,674	\$143,842	\$1,087,064
Total Attending ADM: 158.585	Per ADM Amounts:	\$5,426	\$521	\$907	\$6,855
Tucson Preparatory School	108768000	\$700,478	\$37,056	\$1,320	\$738,854
Total Attending ADM: 108.265	Per ADM Amounts:	\$6,470	\$342	\$12	\$6,824
Tucson Small School Project	108720000	\$852,358	\$55,144	\$137,950	\$1,045,452
Total Attending ADM: 122.140	Per ADM Amounts:	\$6,979	\$451	\$1,129	\$8,559
Tucson Urban League, Inc.	108766000	\$765,526	\$57,078	\$248,185	\$1,070,789
Total Attending ADM: 128.350	Per ADM Amounts:	\$5,964	\$445	\$1,934	\$8,343
Tucson Youth Development/ACE Charter High	108660000	\$867,477	\$38,784	\$169,304	\$1,075,565
Total Attending ADM: 147.790	Per ADM Amounts:	\$5,870	\$262	\$1,146	\$7,278
Vail High School	100220700	\$0	\$0	\$0	\$0
Total Attending ADM: 0.000	Per ADM Amounts:				
Vision Charter Schools, Inc.	108705000	\$331,536	\$29,698	\$0	\$361,234
Total Attending ADM: 59.610	Per ADM Amounts:	\$5,562	\$498	\$0	\$6,060
Pima Totals		\$89,311,682	\$6,188,352	\$7,717,082	\$103,217,116
Total Attending ADM: 15,233.125	Per ADM Amounts:	\$5,863	\$406	\$507	\$6,776

Expenditures by Project for Charters		General Projects	CSP & IIP	State & Federal Projects	Total Project Expenditures
Pinal County					
Akimel O Otham Pee Posh Charter School, Inc.	118705000	\$132,430	\$26,469	\$105,923	\$264,822
Total Attending ADM: 95.165	Per ADM Amounts:	\$1,392	\$278	\$1,113	\$2,783
Akimel O'Otham Pee Posh Charter School, Inc.	118706000	\$291,318	\$19,000	\$383,586	\$693,904
Total Attending ADM: 48.540	Per ADM Amounts:	\$6,002	\$391	\$7,902	\$14,296
Apache Trail Public Charter High School	118703000	\$924,641	\$73,465	\$74,313	\$1,072,419
Total Attending ADM: 149.275	Per ADM Amounts:	\$6,194	\$492	\$498	\$7,184
Casa Blanca Middle School	118701000	\$2,073,914	\$174,295	\$334,154	\$2,582,363
Total Attending ADM: 240.270	Per ADM Amounts:	\$8,632	\$725	\$1,391	\$10,748
Casa Verde High School	110502700	\$0	\$0	\$0	\$0
Total Attending ADM: 0.000	Per ADM Amounts:				
Coolidge High School Success Center	110221710	\$0	\$0	\$0	\$0
Total Attending ADM: 0.000	Per ADM Amounts:				
Ira H. Hayes Memorial Applied Learning Center, Inc.	118702000	\$1,668,649	\$60,814	\$62,213	\$1,791,676
Total Attending ADM: 87.160	Per ADM Amounts:	\$19,145	\$698	\$714	\$20,556
Pinnacle Education-Casa Grande, Inc.	118704000	\$809,013	\$62,725	\$0	\$871,738
Total Attending ADM: 114.160	Per ADM Amounts:	\$7,087	\$549	\$0	\$7,636
Vechij Himdag Alternative School, Inc.	118707000	\$1,289,005	\$0	\$12,266	\$1,301,271
Total Attending ADM: 69.360	Per ADM Amounts:	\$18,584	\$0	\$177	\$18,761
Pinal Totals		\$7,188,970	\$416,768	\$972,455	\$8,578,193
Total Attending ADM: 803.930	Per ADM Amounts:	\$8,942	\$518	\$1,210	\$10,670

Expenditures by Project for Charters

		General Projects	CSP & IIP	State & Federal Projects	Total Project Expenditures
Santa Cruz County					
Mexicayotl Academy, Inc.	128703000	\$993,592	\$26,619	\$803,776	\$1,823,987
Total Attending ADM: 103.945	Per ADM Amounts:	\$9,559	\$256	\$7,733	\$17,548
Patagonia Community Montessori School	128725000	\$225,109	\$5,971	\$8,300	\$239,380
Total Attending ADM: 32.750	Per ADM Amounts:	\$6,874	\$182	\$253	\$7,309
Pinnacle Education-Kino, Inc.	128701000	\$728,990	\$28,453	\$0	\$757,443
Total Attending ADM: 102.560	Per ADM Amounts:	\$7,108	\$277	\$0	\$7,385
Santa Cruz Valley Opportunities in Education, Inc.	128726000	\$561,069	\$28,063	\$0	\$589,132
Total Attending ADM: 71.175	Per ADM Amounts:	\$7,883	\$394	\$0	\$8,277
Santa Cruz Totals		\$2,508,760	\$89,106	\$812,076	\$3,409,942
Total Attending ADM: 310.430	Per ADM Amounts:	\$8,082	\$287	\$2,616	\$10,985

Expenditures by Project for Charters		General Projects	CSP & IIP	State & Federal Projects	Total Project Expenditures
Yavapai County					
Academy of Hope, The	138766000	\$354,139	\$24,354	\$20,000	\$398,493
Total Attending ADM: 52.470	Per ADM Amounts:	\$6,749	\$464	\$381	\$7,595
Accelerated Learning Charter School, Inc.	138763000	\$529,419	\$27,084	\$24,657	\$581,160
Total Attending ADM: 66.760	Per ADM Amounts:	\$7,930	\$406	\$369	\$8,705
Acorn Montessori Charter School	138760000	\$1,039,597	\$117,655	\$169,276	\$1,326,528
Total Attending ADM: 252.205	Per ADM Amounts:	\$4,122	\$467	\$671	\$5,260
American Heritage Academy	138754000	\$1,695,636	\$148,206	\$0	\$1,843,842
Total Attending ADM: 296.348	Per ADM Amounts:	\$5,722	\$500	\$0	\$6,222
Arizona Up Grade Academy, Inc.	138713000	\$125,503	\$9,817	\$0	\$135,320
Total Attending ADM: 25.010	Per ADM Amounts:	\$5,018	\$393	\$0	\$5,411
Center for Creative Education, Inc	138761000	\$389,130	\$19,818	\$8,610	\$417,558
Total Attending ADM: 49.710	Per ADM Amounts:	\$7,828	\$399	\$173	\$8,400
Chester-Newton Charter and Montessori School	138753000	\$435,063	\$30,094	\$30,535	\$495,692
Total Attending ADM: 74.255	Per ADM Amounts:	\$5,859	\$405	\$411	\$6,676
Edkey, Inc. - Sequoia Ranch School	138705000	\$439,866	\$26,808	\$32,366	\$499,040
Total Attending ADM: 85.580	Per ADM Amounts:	\$5,140	\$313	\$378	\$5,831
Excel Education Centers Chino Valley, LLC	138706000	\$349,526	\$40,728	\$0	\$390,254
Total Attending ADM: 50.500	Per ADM Amounts:	\$6,921	\$806	\$0	\$7,728
Excel Education Centers Cottonwood, LLC	138707000	\$407,518	\$42,202	\$0	\$449,720
Total Attending ADM: 82.242	Per ADM Amounts:	\$4,955	\$513	\$0	\$5,468
Excel Education Centers Prescott Valley, LLC	138710000	\$456,768	\$43,226	\$0	\$499,994
Total Attending ADM: 56.702	Per ADM Amounts:	\$8,056	\$762	\$0	\$8,818
Excel Education Centers Prescott, LLC	138709000	\$0	\$0	\$0	\$0
Total Attending ADM: 63.665	Per ADM Amounts:	\$0	\$0	\$0	\$0
Franklin Phonetic Primary School, Inc.	138751000	\$1,837,753	\$145,754	\$122,441	\$2,105,948
Total Attending ADM: 317.640	Per ADM Amounts:	\$5,786	\$459	\$385	\$6,630
Humanistic Education Authentic Rigorous	138704000	\$0	\$0	\$0	\$0
Total Attending ADM: 49.342	Per ADM Amounts:	\$0	\$0	\$0	\$0
Kestrel Schools, Inc.	138759000	\$483,352	\$31,325	\$39,966	\$554,643
Total Attending ADM: 69.630	Per ADM Amounts:	\$6,942	\$450	\$574	\$7,966
Mary Ellen Halvorson Educational Foundation. dba:	138757000	\$1,014,017	\$67,623	\$24,741	\$1,106,381
Total Attending ADM: 190.210	Per ADM Amounts:	\$5,331	\$356	\$130	\$5,817
Mingus Mountain Estate Residential Center, Inc.	138711000	\$558,009	\$17,671	\$14,219	\$589,899
Total Attending ADM: 44.860	Per ADM Amounts:	\$12,439	\$394	\$317	\$13,150
Mingus Springs Charter School	138712000	\$993,537	\$62,078	\$94,689	\$1,150,304
Total Attending ADM: 170.555	Per ADM Amounts:	\$5,825	\$364	\$555	\$6,744
Mountain Oak Charter School, Inc dba Mountain	138768000	\$1,007,865	\$45,496	\$48,930	\$1,102,291
Total Attending ADM: 148.835	Per ADM Amounts:	\$6,772	\$306	\$329	\$7,406
New Visions Academy, Inc.	138654000	\$456,127	\$71,471	\$4,697	\$532,295
Total Attending ADM: 93.730	Per ADM Amounts:	\$4,866	\$763	\$50	\$5,679
PACE Preparatory Academy, Inc.	138758000	\$777,693	\$30,202	\$59,597	\$867,492
Total Attending ADM: 107.165	Per ADM Amounts:	\$7,257	\$282	\$556	\$8,095
Painted Pony Ranch Charter School	138756000	\$565,901	\$27,234	\$0	\$593,135
Total Attending ADM: 98.870	Per ADM Amounts:	\$5,724	\$275	\$0	\$5,999
Park View School, Inc.	138755000	\$704,488	\$73,468	\$18,000	\$795,956
Total Attending ADM: 139.670	Per ADM Amounts:	\$5,044	\$526	\$129	\$5,699
Pathways KM Charter Schools, Inc	138702000	\$223,130	\$20,507	\$103,812	\$347,449
Total Attending ADM: 40.565	Per ADM Amounts:	\$5,501	\$506	\$2,559	\$8,565

Expenditures by Project for Charters

		General Projects	CSP & IIP	State & Federal Projects	Total Project Expenditures
Yavapai County					
Rolling Hills Charter School	138765000	\$0	\$0	\$0	\$0
Total Attending ADM: 63.845	Per ADM Amounts:	\$0	\$0	\$0	\$0
Sedona Charter School, Inc.	138708000	\$1,032,261	\$63,889	\$94,827	\$1,190,977
Total Attending ADM: 163.545	Per ADM Amounts:	\$6,312	\$391	\$580	\$7,282
Skyview School, Inc.	138752000	\$777,177	\$83,480	\$30,934	\$891,591
Total Attending ADM: 133.710	Per ADM Amounts:	\$5,812	\$624	\$231	\$6,668
Sunnyside Charter and Montessori School	138767000	\$191,862	\$16,108	\$19,163	\$227,133
Total Attending ADM: 30.960	Per ADM Amounts:	\$6,197	\$520	\$619	\$7,336
Tri-City Vo/Tech High School	138764000	\$0	\$0	\$0	\$0
Total Attending ADM: 47.590	Per ADM Amounts:	\$0	\$0	\$0	\$0
YCFA Achieve Academy dba YCFA Achieve	138703000	\$1,739,974	\$130,560	\$173,000	\$2,043,534
Total Attending ADM: 271.170	Per ADM Amounts:	\$6,417	\$481	\$638	\$7,536
Yavapai Totals		\$18,585,311	\$1,416,858	\$1,134,460	\$21,136,629
Total Attending ADM: 3,337.339	Per ADM Amounts:	\$5,569	\$425	\$340	\$6,333

Expenditures by Project for Charters

		General Projects	CSP & IIP	State & Federal Projects	Total Project Expenditures
Yuma County					
Az-Tec High School	148757000	\$544,483	\$7,002	\$50,088	\$601,573
Total Attending ADM: 88.792	Per ADM Amounts:	\$6,132	\$79	\$564	\$6,775
Carpe Diem Collegiate High School	148761000	\$1,158,093	\$80,845	\$98,793	\$1,337,731
Total Attending ADM: 242.160	Per ADM Amounts:	\$4,782	\$334	\$408	\$5,524
Harvest Power Community Development Group, Inc.	148760000	\$3,387,409	\$196,829	\$222,879	\$3,807,117
Total Attending ADM: 629.495	Per ADM Amounts:	\$5,381	\$313	\$354	\$6,048
Juniper Tree Academy	148759000	\$2,187,336	\$168,000	\$186,498	\$2,541,834
Total Attending ADM: 392.390	Per ADM Amounts:	\$5,574	\$428	\$475	\$6,478
Yuma Private Industry Council, Inc.	148758000	\$656,223	\$23,012	\$75,305	\$754,540
Total Attending ADM: 102.280	Per ADM Amounts:	\$6,416	\$225	\$736	\$7,377
Yuma Totals		\$7,933,544	\$475,688	\$633,563	\$9,042,795
Total Attending ADM: 1,455.117	Per ADM Amounts:	\$5,452	\$327	\$435	\$6,214

Expenditures by Project for Charters

	General Projects	CSP & IIP	State & Federal Projects	Total Project Expenditures
State Totals	\$521,127,614	\$34,594,991	\$43,079,390	\$598,801,995
Total Attending ADM: 84,676.327	Per ADM Amounts: \$6,154	\$409	\$509	\$7,072