



Arizona Department of Education

Annual Report

Of the Arizona Superintendent of Public Instruction

Volume I

Fiscal Year 2015-2016

- ♦ Annual Financial Reports by District
- ♦ Annual Financial Reports by Charter

Diane M. Douglas, Superintendent
January 2017
In compliance with ARS §15-255

Fiscal Year 2016 Student Count/Enrollment Record System Upgrade

Fiscal Year 2016 was a transitional year as the Department began implementing the new student information system, Arizona Education Data Standards (AzEDS) as the replacement for the Student Accountability Information System (SAIS), which had been the system of record since Fiscal Year 2003. This transition required many modifications to the student information systems used by districts and charters to submit student-level data to the Department. Further, more stringent validation and integrity checks were applied to submitted student-level data resulting in more accurate student data. Along with this more thorough scrutiny, additional issues in submitted information were identified, resulting in more information being rejected by the new system. Although many issues have been resolved, at the time of this report, the Department is continuing to work with districts and charters to resolve discrepancies between the district or charter student information system records and the Department's records. Districts and charters with unresolved student count/enrollment discrepancies are identified with a note preceded by an asterisk, near the bottom of the individual district or charter Annual Financial Report (AFR) page of Volume II of this report, when applicable.

Table of Contents

Volume I	Page
Superintendent of Public Instruction Letter.....	1
General Statistical Information	
State Funding for Education	5
Percent of Revenue by Year by Source	6
Maintenance and Operation Fund Expenditures by Year	7
Resident ADM History and Distribution	8
Distribution of School Districts by ADM and Size	9
State Summary of Number and Type of Public Schools.....	10
Arizona Online Instruction (AOI) Average Daily Membership (ADM) District Only	11
Arizona Online Instruction (AOI) Average Daily Membership (ADM) Charter Only	12
State Summary by Grade of Pupil Enrollment - Districts Only.....	13
State Summary by Grade of Pupil Enrollment - Charters Only.....	14
Arizona Department of Education - Financial	
Financial Services State Funds	16
Financial Services Federal – Grants In Aid	18
Financial Services - Other Funds	20
Annual Financial Report of the County School Superintendents	22
Institutional Voucher Payment Summary by Disability Category - ASDB.....	26
Arizona State Schools for the Deaf and Blind (ASDB) - Summary of Financial Data	27
Residential Vouchers Payment Summary by Disability Category.....	28
Food Service Program Information.....	29
Arizona School Districts State Summary of Financial Data.....	41
Arizona Charter Schools State Summary of Financial Data.....	42
Definitions for Per Pupil Expenditure Amounts	43
Current Expenditures by Type of District and Charter Schools	48
Current Expenditures for Districts	I-1
Current Expenditures for Charter Schools	II-1
Expenditures by Fund for Districts	III-1
Expenditures by Project for Charter Schools	IV-1
Volume II	
Section I – District Financial Information	
Arizona School District Financial and Statistical Data - Definitions.....	I-1
Arizona School District Financial and Statistical Data - Summary	I-7
Arizona School Districts Summary of Financial Data.....	I-8
Index of School Districts, County, and State Summaries	I-261
Section II – Charter Schools Financial Information	
Arizona Charter Schools Financial and Statistical Data - Definitions	II-1
Arizona District Sponsored Charter Schools Summary of Financial Data	II-4
Arizona Closed Charter Schools Summary of Financial Data.....	II-5
Arizona Charter Schools Financial and Statistical Data - Summary	II-6
Arizona Charter Schools Summary of Financial Data.....	II-7
Index of Charter Schools and State Summaries.....	II-431



State of Arizona
Department of Education
Office of Diane M. Douglas
Superintendent of Public Instruction



January 9, 2017

The Honorable Doug Ducey
Governor of the State of Arizona
1700 W. Washington St.
Phoenix, AZ 85007

Dear Governor Ducey:

On behalf of the Arizona Department of Education, I am pleased to present to you, the Legislature, Arizona's public schools, and all Arizona Citizens, the Superintendent's Annual Report for Fiscal Year 2016, as required by 15-255, Arizona Revised Statutes.

On behalf of our team at the Arizona Department of Education, we look forward to partnering with you, the Legislature, the business community, and education leaders to ensure Arizona's education system achieves excellence.

Sincerely,

A handwritten signature in blue ink, reading "Diane M. Douglas".

Diane M. Douglas
Superintendent of Public Instruction

Diane M. Douglas, Superintendent of Public Instruction

1535 West Jefferson Street, Phoenix, Arizona 85007 • (602) 542-5460 • www.azed.gov

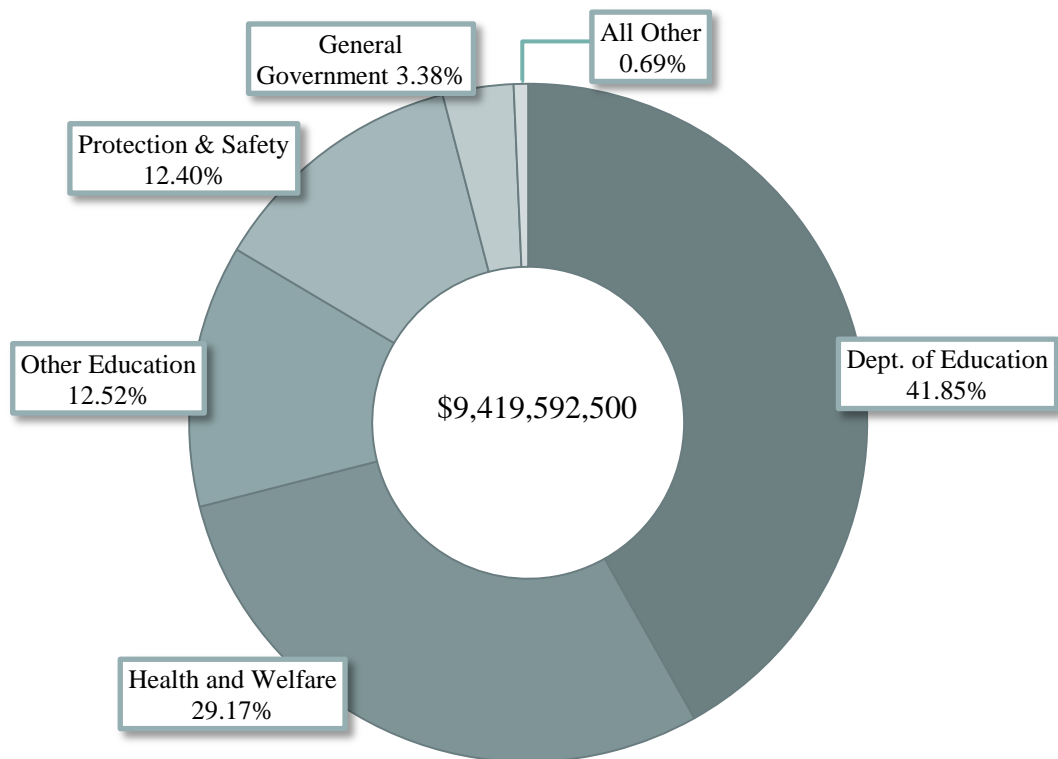
General Statistical Information

State Funding for Education	5
Percent of Revenue by Year by Source	6
Maintenance and Operation Fund Expenditures by Year.....	7
Resident Average Daily Membership (ADM) History and Distribution	8
Distribution of School Districts by ADM and Size	9
State Summary of Number and Type of Public Schools	10
Arizona Online Instruction (AOI) ADM District Only	11
Arizona Online Instruction (AOI) ADM Charter Only	12
State Summary by Grade of Pupil Enrollment - Districts Only	13
State Summary by Grade of Pupil Enrollment - Charters Only	14

State Funding for Education

The general fund appropriation for the State of Arizona in 2015-16 was \$9,419,592,500. The total for all education including the Board of Regents and community colleges was \$5,121,269,900 or 54.37 percent of the total appropriation. The Department of Education was appropriated \$3,941,873,900 or 41.85 percent of the total. The graph below shows the percentage appropriated for other governmental functions. The majority of the general fund appropriation to the Department of Education is paid in basic and additional state aid to local school districts and charter schools.

SUMMARY OF APPROPRIATED FUNDS BY FUNCTION 2015-16 GENERAL FUND



Total revenues and the percent by source available to school districts and charters in 2015-16 and the prior ten fiscal years are indicated on page 6. The total revenues include School Plant, State and Federal Projects, Building Renewal, Emergency Deficiencies Correction, and New School Facilities funds.

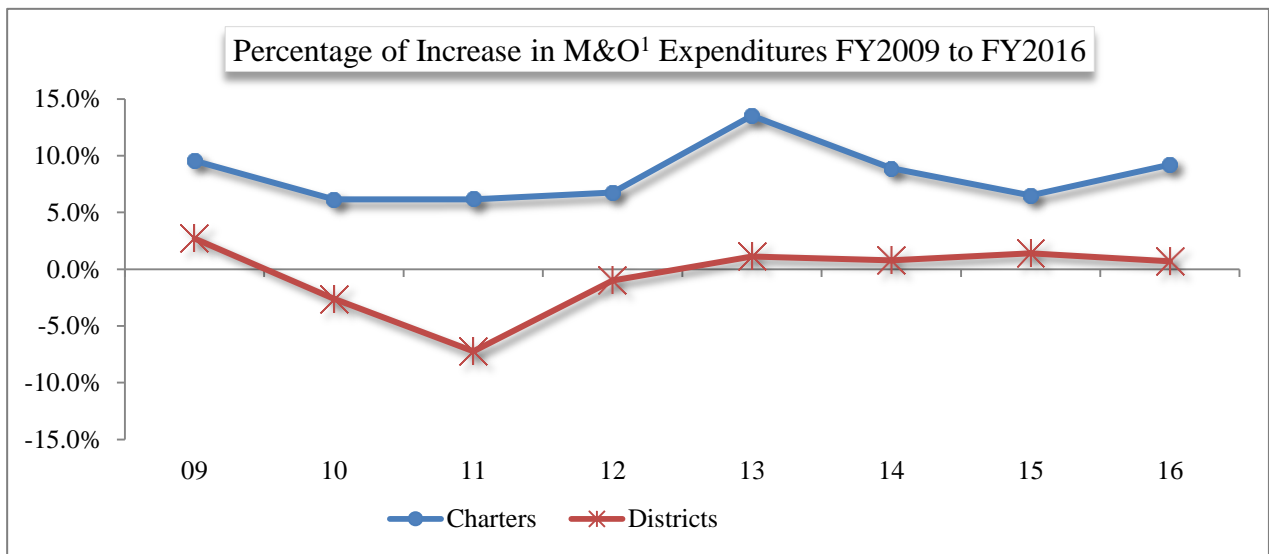
Percent of Revenue by Year by Source

<u>Fiscal Year</u>	<u>Total Revenues</u>	<u>Percent Federal</u>	<u>Percent State</u>	<u>Percent County</u>	<u>Percent Intermediate</u>	<u>Percent Local</u>
2005-06 Districts	8,215,816,676	13.29%	46.19%	2.46%	0.00%	38.06%
2005-06 Charters	608,147,358	9.46%	83.01%	0.00%	0.27%	7.25%
2005-06 Total	8,823,964,034	13.03%	48.72%	2.29%	0.02%	35.94%
2006-07 Districts	8,953,120,539	10.67%	48.76%	0.05%	0.00%	40.52%
2006-07 Charters	675,226,730	8.69%	84.22%	0.00%	0.18%	6.91%
2006-07 Total	9,628,347,269	10.53%	51.25%	0.05%	0.01%	38.16%
2007-08 Districts	9,232,916,095	10.60%	48.24%	0.06%	0.00%	41.11%
2007-08 Charters	734,708,174	7.71%	85.93%	0.00%	0.36%	6.00%
2007-08 Total	9,967,624,269	10.39%	51.02%	0.06%	0.03%	38.52%
2008-09 Districts	8,899,358,506	11.81%	44.03%	0.03%	0.00%	44.13%
2008-09 Charters	792,071,084	8.10%	85.39%	0.00%	0.22%	6.30%
2008-09 Total	9,691,429,590	11.51%	47.41%	0.03%	0.02%	41.04%
2009-10 Districts	8,907,241,738	17.81%	36.19%	2.70%	0.00%	43.30%
2009-10 Charters	896,028,500	22.48%	71.09%	0.00%	0.36%	6.09%
2009-10 Total	9,803,270,238	18.24%	39.38%	2.45%	0.03%	39.90%
2010-11 Districts	8,757,804,630	16.54%	35.74%	2.94%	0.00%	44.78%
2010-11 Charters	931,450,319	11.58%	80.78%	0.00%	0.11%	7.54%
2010-11 Total	9,689,254,949	16.06%	40.07%	2.66%	0.01%	41.20%
2011-12 Districts	8,222,060,909	14.64%	36.34%	3.24%	0.00%	45.78%
2011-12 Charters	958,116,004	8.45%	83.88%	0.00%	0.11%	7.56%
2011-12 Total	9,180,176,913	13.99%	41.30%	2.90%	0.01%	41.79%
2012-13 Districts	8,291,471,122	14.19%	36.89%	3.28%	0.00%	45.64%
2012-13 Charters	1,093,452,422	9.02%	83.32%	0.00%	0.07%	7.59%
2012-13 Total	9,384,923,544	13.59%	42.30%	2.90%	0.01%	41.21%
2013-14 District	8,420,633,934	13.12%	37.96%	3.24%	0.00%	45.68%
2013-14 Charters	1,207,181,668	7.83%	84.42%	0.00%	0.07%	7.87%
2013-14 Total	9,627,815,602	12.46%	43.79%	2.83%	0.01%	40.94%
2014-15 District	8,599,799,578	13.43%	37.92%	3.27%	0.00%	45.38%
2014-15 Charters	1,297,757,909	8.82%	83.41%	0.00%	0.08%	7.69%
2014-15 Total	9,897,557,487	12.83%	43.88%	2.84%	0.01%	40.44%
2015-16 District	8,831,579,351	13.55%	39.27%	3.24%	0.00%	43.94%
2015-16 Charters	1,445,941,003	7.28%	84.73%	0.00%	0.09%	7.90%
2015-16 Total	10,277,520,354	12.73%	45.23%	2.82%	0.01%	39.21%

Maintenance and Operation Fund Expenditures by Year

The total expenditures for Maintenance and Operation (M&O)¹ for FY 2016 were \$6,547,187,701. This represents an increase of 2.1% over FY 2015 M&O expenditures.

<u>Fiscal Year</u>	<u>M&O Expenditures</u> ¹	<u>Dollar Increase</u>	<u>Percent Increase</u>
2008-09 Districts	5,772,157,121	468,400,926	8.8%
2008-09 Charters	677,867,164	107,662,159	18.9%
2008-09 Total	6,450,024,285	576,063,085	9.8%
2009-10 Districts	5,621,612,682	-150,544,439	-2.6%
2009-10 Charters	719,573,346	41,706,182	6.2%
2009-10 Total	6,341,186,028	-108,838,257	-1.7%
2010-11 Districts	5,215,109,909	-406,502,773	-7.2%
2010-11 Charters	764,007,942	44,434,596	6.2%
2010-11 Total	5,979,117,851	-362,068,177	-5.7%
2011-12 Districts	5,163,279,128	-51,830,781	-1.0%
2011-12 Charters	815,552,341	51,544,399	6.7%
2011-12 Total	5,978,831,469	-286,382	0.0%
2012-13 Districts	5,221,462,476	58,183,348	1.1%
2012-13 Charters	925,913,717	110,361,376	13.5%
2012-13 Total	6,147,376,193	168,544,724	2.8%
2013-14 Districts	5,262,926,862	41,464,386	0.8%
2013-14 Charters	1,008,289,954	82,376,237	8.9%
2013-14 Total	6,271,216,816	123,840,623	2.0%
2014-15 Districts	5,337,019,742	74,092,880	1.4%
2014-15 Charters	1,073,951,698	65,661,744	6.5%
2014-15 Total	6,410,971,440	139,754,624	2.2%
2015-16 Districts	5,374,427,598	37,407,856	0.7%
2015-16 Charters	1,172,760,103	98,808,405	9.2%
2015-16 Total	6,547,187,701	136,216,261	2.1%



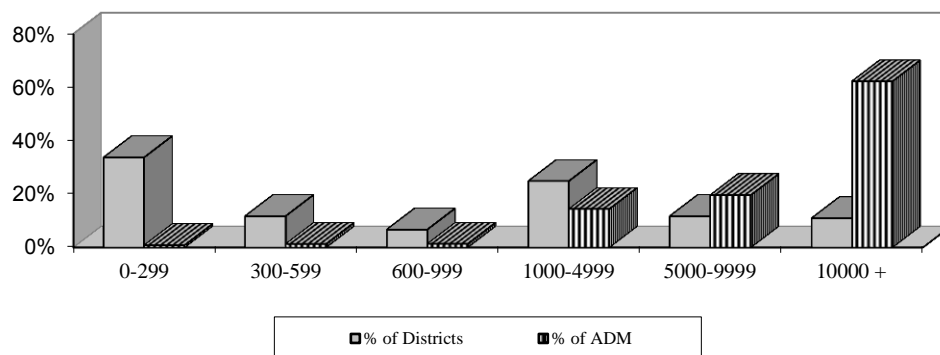
¹ Charter Schools are not required to distinguish expenditures for capital from those expenditures made for M&O purposes. District Total M&O Expenditures do not include capital purchases.

Resident ADM History and Distribution

<u>Fiscal Year</u>	<u>Preschool Disabled ADM</u>	<u>Elementary ADM *</u>	<u>Secondary ADM</u>	<u>Total ADM *</u>	<u>Percent Change</u>
2007-08 Districts	4,159	649,841	292,957	946,957	
2007-08 Charter Schools		58,676	34,992	93,668	
2007-08 Total	4,159	708,516	327,949	1,040,625	
2008-09 Districts	4,359	636,992	294,268	935,619	
2008-09 Charter Schools		62,890	36,128	99,018	
2008-09 Total	4,359	699,882	330,396	1,034,637	-0.58%
2009-10 Districts	4,481	635,458	300,465	940,404	
2009-10 Charter Schools		69,172	37,710	106,882	
2009-10 Total	4,481	704,630	338,175	1,047,286	1.22%
2010-11 Districts	4,418	621,428	300,243	926,089	
2010-11 Charter Schools		78,810	40,087	118,897	
2010-11 Total	4,418	700,238	340,330	1,044,986	-0.22%
2011-12 Districts	4,451	616,341	293,621	914,413	
2011-12 Charter Schools		87,709	40,718	128,427	
2011-12 Total	4,451	704,050	334,339	1,042,840	-0.21%
2012-13 Districts	4,477	613,702	294,603	912,782	
2012-13 Charter Schools		98,472	42,434	140,906	
2012-13 Total	4,477	712,174	337,037	1,053,688	1.04%
2013-14 Districts	4,175	588,989	297,991	891,154	
2013-14 Charter Schools		106,460	43,660	150,120	
2013-14 Total	4,175	695,449	341,650	1,041,275	-1.18%
2014-15 Districts	4,227	614,306	303,006	921,540	
2014-15 Charter Schools		116,688	44,448	161,136	
2014-15 Total	4,227	730,994	347,454	1,082,675	2.75%
2015-16 Districts	4,286	608,043	305,963	918,291	
2015-16 Charter Schools		118,323	46,028	164,351	
2015-16 Total	4,286	726,366	351,991	1,082,643	3.97%

* Elementary ADM spans grades K - 8.

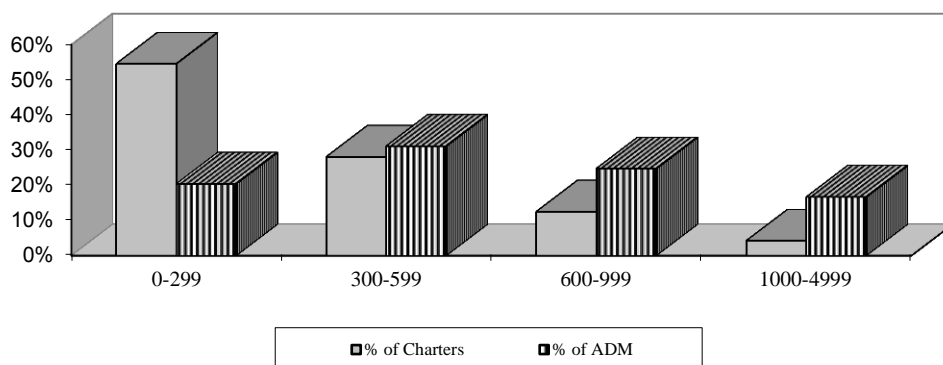
Distribution of School Districts by ADM and Size



Group	ADM	% of ADM	No. of Districts	% of Districts
0-299	8,238	0.9%	80	33.8%
300-599	12,759	1.4%	28	11.8%
600-999	12,928	1.4%	16	6.8%
1000-4999	132,578	14.4%	59	24.9%
5000-9999	180,466	19.7%	28	11.8%
10000 +	571,322	62.2%	26	11.0%
Total	918,291	100%	237	100%

The total district fall enrollment for FY 2015-16 was 951,380. A breakdown of school district enrollment by racial and ethnic background is included on page 13.

Distribution of Charter Holders by ADM and Size



Group	ADM	% of ADM	No. of Charters	% of Charters
0-299	33,643	20.5%	231	54.6%
300-599	51,233	31.2%	119	28.1%
600-999	40,704	24.8%	53	12.5%
1000-4999	27,463	16.7%	18	4.3%
5000+	11,309	6.9%	2	0.5%
Total	164,351	100%	423	100%

The total charter fall enrollment for FY 2015-16 was 176,319. A breakdown of charter school enrollment by racial and ethnic background is included on page 14.

State Summary of Number and Type of Public Schools

County	TD*	Elementary		High School		Unified				Charter Schools				Accommodation			
		Districts	Schools	Districts	Schools	Districts	Elem. Schools	High Schools	Combined Schools	Charter Holders	Elem. Schools	High Schools	Combined Schools	Districts	Elem. Schools	High Schools	Combined Schools
Apache	0	4	4	0	0	7	22	9	1	0	0	0	0	0	0	0	0
Cochise	0	10	12	1	1	9	24	8	4	3	3	2	2	1	3	0	0
Coconino	1	1	1	0	0	6	22	8	2	10	7	0	3	1	0	3	1
Gila	0	3	4	0	0	5	10	5	3	3	1	0	2	1	0	0	1
Graham	1	2	2	0	0	4	11	6	1	2	2	0	0	0	0	0	0
Greenlee	1	1	1	0	0	2	3	2	0	0	0	0	0	0	0	0	0
La Paz	0	4	5	1	1	1	4	2	0	0	0	0	0	0	0	0	0
Maricopa	0	34	292	6	46	15	320	34	35	281	194	90	64	1	0	0	4
Mohave	0	7	14	1	3	5	19	3	2	8	8	3	2	0	0	0	0
Navajo	0	0	0	0	0	11	35	11	1	3	0	3	1	1	0	1	0
Pima	2	3	4	0	0	11	161	32	12	70	42	34	18	1	0	1	1
Pinal	0	8	24	2	5	8	36	8	6	13	11	2	2	1	1	1	0
Santa Cruz	0	3	3	1	1	2	12	3	0	4	4	1	0	0	0	0	0
Yavapai	2	10	14	1	2	9	25	7	6	21	15	7	3	1	0	2	0
Yuma	0	7	46	2	9	0	0	0	0	5	3	2	3	0	0	0	0
TOTAL	7	97	426	15	68	95	704	138	73	423	290	144	100	8	4	8	7

Total Elementary Schools = 1424

Total High Schools = 358

Total Combined Schools = 180

Total Number of Schools/Sites = 1962

The three Combined Schools columns represent schools that serve students in one or more grades in both Elementary School grades (PS, KG & 1-8) and High School grades (9-12).

The above table includes charter Arizona Online Instruction (AOI) schools and district AOI schools.

This list excludes 14 Joint Technical Education Districts (JTEDs) and 6 District Sponsored Charter Holders. Additionally, 215 JTED sites are excluded. JTEDs operate satellite sites or programs on the campuses of their member districts as well as Centralized campuses throughout the JTED district. District Sponsored Charter sites are included in the district school counts above.

* Total number of transporting districts

Arizona Online Instruction Average Daily Membership (ADM) for District Schools
School Year 2015 - 2016
A.R.S. § 15 - 808 Arizona Online Instruction (AOI)

District		AOI District School Name		ADM by Grade						Total K-12	Total AOI Students
				K - 8		9 - 12		K - 12			
				Full-Time	Part-Time	Full-Time	Part-Time	Full-Time	Part-Time		
Amphitheater Unified District		Amphi Academy at Donaldson		-	-	0.0	0.0	-	-	-	1
Amphitheater Unified District		Amphi Academy at El Hogar		-	-	0.0	0.0	-	-	-	99
Antelope Union High School District		AUHS Online Academy		-	-	0.8	0.0	0.8	-	0.8	25
Apache Junction Unified District		Superstition Mountain On-Line School		-	0.1	3.1	9.4	3.1	9.5	12.6	60
Benson Unified School District		San Pedro Valley Online Academy		0.4	0.1	4.7	0.1	5.1	0.2	5.3	40
Buckeye Union High School District		BUHSD Institute of Online Learning		-	-	0.0	0.0	-	-	-	-
Chandler Unified District #80		Chandler Online Academy		7.1	12.9	61.6	43.1	68.7	56.0	124.7	1,544
Colorado River Union High School District		CRUHSD Academy		-	-	32.4	0.0	32.4	-	32.4	261
Cottonwood-Oak Creek Elementary District		Arizona iZone Institute Online Program		-	-	0.0	0.0	-	-	-	-
Deer Valley Unified District		eSchool		-	-	24.5	60.7	24.5	60.7	85.2	320
Dysart Unified District		Dysart iSchool		-	-	4.3	0.8	4.3	0.8	5.1	748
Flagstaff Unified District		Northern Arizona Distance Learning		-	-	0.0	0.0	-	-	-	-
Florence Unified School District		Florence Virtual Academy		-	-	0.0	0.0	-	-	-	-
Flowing Wells Unified District		Flowing Wells Digital Campus		-	-	17.1	0.0	17.1	-	17.1	102
Fountain Hills Unified District		Fountain Hills.Online		-	-	0.0	0.0	-	-	-	-
Gilbert Unified District		Gilbert Global Academy High School		-	-	5.4	68.8	5.4	68.8	74.2	502
Gilbert Unified District		Gilbert Global Academy Junior High		1.3	2.8	0.0	0.0	1.3	2.8	4.1	29
Higley Unified School District		Kaplan Academy of Arizona		-	-	0.0	0.0	-	-	-	-
Lake Havasu Unified District		Havasunonline		-	-	0.0	0.0	-	-	-	1
Marana Unified District		Marana Distance Learning		1.6	1.4	5.9	18.7	7.5	20.1	27.6	187
Mesa Unified District		Mesa Distance Learning Program		24.4	6.0	106.0	65.5	130.4	71.5	201.9	1,019
Mingus Union High School District		Mingus Online Academy		-	-	1.6	2.0	1.6	2.0	3.6	125
Nogales Unified District		PVHS AOI Program		-	-	0.0	0.0	-	-	-	-
Paradise Valley Unified District		pvONLINE		5.1	1.9	43.3	9.7	48.4	11.6	60.0	941
Payson Unified District		Payson Virtual Academy		0.7	0.7	0.9	2.4	1.6	3.1	4.7	46
Peoria Unified School District		Peoria eCampus		-	0.8	0.0	80.1	-	80.9	80.9	714
Queen Creek Unified District		Queen Creek Virtual Academy		-	-	2.2	0.0	2.2	-	2.2	5
Round Valley Unified District		White Mountain Academy		-	-	5.5	4.6	5.5	4.6	10.1	93
Scottsdale Unified District		Scottsdale Online Learning		-	0.2	63.8	6.5	63.8	6.7	70.5	202
Sedona-Oak Creek JUSD #9		Red Rock Academy		-	-	1.5	0.0	1.5	-	1.5	24
Show Low Unified District		WMI ON LINE		-	-	4.0	0.4	4.0	0.4	4.4	47
Sunnyside Unified District		Sunnyside Online Success Academy		-	-	9.0	0.0	9.0	-	9.0	64
Tempe Union High School District		TAPBI		-	-	0.7	1.6	0.7	1.6	2.3	14
Toltec School District		ECambridge		-	-	0.0	0.0	-	-	-	-
Tucson Unified District		TUSD - Distance Learning Program		10.0	1.2	54.0	4.7	64.0	5.9	69.9	631
Vail Unified District		Vail Digital Learning Program		9.1	0.3	24.0	1.9	33.1	2.2	35.3	231
Wickenburg Unified District		Wickenburg Virtual Academy		2.2	-	35.9	0.7	38.1	0.7	38.8	167
Winslow Unified District		Little Colorado River Program		-	-	0.0	0.0	-	-	-	-
Yuma Elementary District		Yuma District One Digital Learning Academy		5.8	-	0.0	0.0	5.8	-	5.8	34
Yuma Union High School District		Yuma Online Distance Academy		-	-	3.5	7.0	3.5	7.0	10.5	117
District School Totals:		67.7	28.4	515.7	388.7	583.4	417.1	1,000.5		8,393	
Charter Schools Totals:		2,082.7	353.3	6,439.7	2,089.3	8,522.4	2,442.9	10,965.3		38,524	
Grand Total:		2,150.4	381.7	6,955.4	2,478.0	9,105.8	2,860.0	11,965.8		46,917	

A.R.S. §15-808 allows for the State Board of Education to select traditional public schools and the State Board for Charter Schools to sponsor charter schools to be online course providers or online schools. Included here are the fundable ADM generated for each of the Arizona Online Instruction (AOI) schools as well as the total number of students enrolled throughout the entire year. ADM and enrollment counts reported here are also included in other district and charter reports.

Arizona Online Instruction Average Daily Membership (ADM) for Charter Schools
School Year 2015 - 2016
A.R.S. § 15 - 808 Arizona Online Instruction (AOI)

Charter Holder	AOI Charter School Name	ADM by Grade							Total K-12	Total AOI Students
		K - 8		9 - 12		K - 12				
		Full-Time	Part-Time	Full-Time	Part-Time	Full-Time	Part-Time			
Ahwatukee Foothills Prep Early College High School, Inc.	Mosaica Online High School of Arizona	-	-	-	-	-	-	-	28	
Ahwatukee Foothills Prep, Inc.	Mosaica Online of Arizona	-	-	-	-	-	-	-	69	
American Virtual Academy	Primavera - Online	134.1	307.7	4,004.2	1,541.4	4,138.2	1,849.1	5,987.3	20,210	
Arizona Connections Academy Charter School, Inc.	Arizona Connections Academy	1,264.2	-	706.6	-	1,970.8	-	1,970.8	3,046	
Blueprint Education	Hope High School Online	5.0	3.5	74.3	30.4	79.3	33.9	113.2	435	
Carpe Diem Collegiate High School	iSchool2020	0.1	-	0.1	-	0.2	-	0.2	10	
E-Institute Charter Schools, Inc.	E-Institute at Taylion	-	-	245.9	3.3	245.9	3.3	249.2	491	
Edkey, Inc. - Sequoia Choice Schools	Sequoia Choice School Arizona Distance Learning School	192.3	0.0	376.2	0.2	568.5	0.2	568.7	1,606	
Educational Options Foundation	EdOptions HS Learning Center	-	-	362.1	46.4	362.1	46.4	408.5	1,646	
Foothills Academy	Foothills Academy Connected	2.2	-	6.3	0.8	8.5	0.8	9.3	38	
Humanities and Sciences Academy of the United States, Inc.	Humanities and Sciences Academy Arizona	-	-	5.0	15.5	5.0	15.5	20.5	40	
LEAD Charter Schools	Leading Edge Online Academy	-	-	-	-	-	-	-	254	
North Star Charter School, Inc.	Cyber High School	-	-	33.5	0.1	33.5	0.1	33.6	297	
Pillar Charter School	Pillar Academy Online	-	-	33.4	-	33.4	-	33.4	71	
Pinnacle Education-Tempe, Inc.	Pinnacle Virtual High School	25.5	42.1	160.4	451.4	185.9	493.6	679.5	2,015	
Portable Practical Educational Preparation, Inc. (PPEP, Inc.)	Arizona Insight Academy	39.2	-	162.5	-	201.7	-	201.7	2,012	
Portable Practical Educational Preparation, Inc. (PPEP, Inc.)	Arizona Virtual Academy	420.2	-	175.4	-	595.6	-	595.6	5,831	
RSD Charter School, Inc.	RSD High School	-	-	93.5	-	93.5	-	93.5	394	
Southern Arizona Community Academy, Inc.	SACA Online	-	-	0.3	-	0.3	-	0.3	31	
	Charter School Totals:	2,082.7	353.3	6,439.7	2,089.3	8,522.4	2,442.9	10,965.3	38,524	

A.R.S. §15-808 allows for the State Board of Education to select traditional public schools and the State Board for Charter Schools to sponsor charter schools to be online course providers or online schools. Included here are the fundable ADM generated for each of the Arizona Online Instruction (AOI) schools as well as the total number of students enrolled throughout the entire year. ADM and enrollment counts reported here are also included in other district and charter reports.

State Summary by Grade of Pupil Enrollment

Districts Only

FY 2015-16 Race/Ethnicity

Grade Level	Ethnicity	American Indian, Alaska Native	Asian	Black, African American	Native Hawaiian, Other Pacific Islander	White	Multi- Racial ⁴	Total State Enrollment
PSD ¹	Hispanic	307	47	190	30	7,796	244	8,614
	Non-Hispanic	796	589	761	58	7,747	585	10,536
Kindergarten	Hispanic	1,214	160	723	118	28,341	813	31,369
	Non-Hispanic	3,260	1,352	3,158	239	23,357	2,182	33,548
Ungraded Elementary ²	Hispanic	5	3	4	1	111	2	126
	Non-Hispanic	9	12	21	-	103	16	161
Grade One	Hispanic	1,316	182	766	104	30,407	965	33,740
	Non-Hispanic	3,720	1,528	3,384	237	24,931	2,217	36,017
Grade Two	Hispanic	1,494	181	747	98	32,177	905	35,602
	Non-Hispanic	3,696	1,576	3,533	242	25,489	2,291	36,827
Grade Three	Hispanic	1,631	141	669	121	32,044	904	35,510
	Non-Hispanic	3,776	1,590	3,564	266	26,736	2,290	38,222
Grade Four	Hispanic	1,610	155	621	73	31,212	821	34,492
	Non-Hispanic	3,695	1,538	3,630	295	26,749	2,083	37,990
Grade Five	Hispanic	1,823	85	483	77	30,616	774	33,858
	Non-Hispanic	3,843	1,544	3,548	220	27,045	1,834	38,034
Grade Six	Hispanic	1,881	89	488	76	30,144	714	33,392
	Non-Hispanic	3,751	1,629	3,750	208	26,970	1,635	37,943
Grade Seven	Hispanic	1,827	77	426	78	30,572	634	33,614
	Non-Hispanic	3,661	1,641	3,811	191	28,090	1,591	38,985
Grade Eight	Hispanic	1,731	75	379	60	30,569	591	33,405
	Non-Hispanic	3,646	1,761	3,946	200	27,911	1,520	38,984
Total Elementary		48,692	15,955	38,602	2,992	529,117	25,611	660,969
Grade Nine	Hispanic	859	99	413	55	33,153	593	35,172
	Non-Hispanic	3,790	1,965	4,075	269	30,015	1,615	41,729
Grade Ten	Hispanic	807	100	394	58	30,846	606	32,811
	Non-Hispanic	3,621	2,039	4,088	191	29,603	1,634	41,176
Grade Eleven	Hispanic	620	84	321	75	28,210	564	29,874
	Non-Hispanic	3,446	2,068	3,673	229	28,743	1,582	39,741
Grade Twelve	Hispanic	637	96	322	53	27,877	649	29,634
	Non-Hispanic	3,540	2,052	3,831	217	29,176	1,458	40,274
Total Secondary		17,320	8,503	17,117	1,147	237,623	8,701	290,411
Grand Total		66,012	24,458	55,719	4,139	766,740	34,312	951,380

Additional Data:

	Prior Year State Enrollment FY2014-15	Resident Average Daily Membership for Districts ³			
		FY2014-15		FY2015-16	
		<u>40th Day</u>	<u>100th Day</u>	<u>40th Day</u>	<u>100th Day</u>
Elementary:	667,430	616,250	618,534	609,772	612,329
High School:	286,599	306,265	303,006	309,450	305,963
Total:	954,029	922,516	921,540	919,222	918,291

¹ Preschool Children with Disabilities.

² Kindergarten age students with special education needs who receive full day instruction and services.

³ Resident Average Daily Membership (including Preschool Disabled) as defined by A.R.S. § 15-901. Detail pages in Volume II provide ADM for each district.

⁴ Students reported with multiple races.

State Summary by Grade of Pupil Enrollment

Charters Only

FY 2015-16 Race/Ethnicity

Grade Level	Ethnicity	American Indian, Alaska Native	Asian	Black, African American	Native Hawaiian, Other Pacific Islander	White	Multi- Racial ⁴	Total State Enrollment
PSD ¹	Hispanic	-	-	-	-	-	-	-
	Non-Hispanic	-	-	-	-	2	-	2
Kindergarten	Hispanic	190	44	164	13	4,832	243	5,486
	Non-Hispanic	270	872	966	53	7,162	717	10,040
Ungraded Elementary ²	Hispanic	1	-	-	-	1	-	2
	Non-Hispanic	-	1	-	-	2	-	3
Grade One	Hispanic	176	44	154	23	4,937	218	5,552
	Non-Hispanic	305	878	1,000	43	7,493	611	10,330
Grade Two	Hispanic	161	40	141	27	5,043	185	5,597
	Non-Hispanic	287	791	915	62	7,413	603	10,071
Grade Three	Hispanic	193	41	130	21	4,751	165	5,301
	Non-Hispanic	312	843	949	50	7,005	555	9,714
Grade Four	Hispanic	206	35	116	12	4,652	147	5,168
	Non-Hispanic	281	810	868	54	6,819	552	9,384
Grade Five	Hispanic	188	26	88	15	4,309	135	4,761
	Non-Hispanic	313	918	887	53	6,884	507	9,562
Grade Six	Hispanic	177	32	93	11	4,271	147	4,731
	Non-Hispanic	289	924	798	53	6,991	490	9,545
Grade Seven	Hispanic	171	29	84	8	3,881	101	4,274
	Non-Hispanic	306	793	751	59	6,598	409	8,916
Grade Eight	Hispanic	128	21	77	12	3,749	96	4,083
	Non-Hispanic	311	671	699	37	6,233	323	8,274
Total Elementary		4,265	7,813	8,880	606	103,028	6,204	130,796
Grade Nine	Hispanic	148	21	47	8	3,018	63	3,305
	Non-Hispanic	255	446	477	38	4,322	233	5,771
Grade Ten	Hispanic	166	15	62	13	3,598	91	3,945
	Non-Hispanic	307	355	550	31	4,730	266	6,239
Grade Eleven	Hispanic	302	14	57	13	4,162	82	4,630
	Non-Hispanic	404	291	629	47	4,731	288	6,390
Grade Twelve	Hispanic	452	21	87	28	7,327	213	8,128
	Non-Hispanic	649	309	1,094	71	5,815	378	8,316
Total Secondary		2,683	1,472	3,003	249	37,703	1,614	46,724
Grand Total		6,948	9,285	11,883	855	140,731	7,818	177,520

Additional Data:

	Prior Year State Enrollment FY2014-15	Resident Average Daily Membership for Charters ³			
		FY2014-15		FY2015-16	
		40th Day	100th Day	40th Day	100th Day
Elementary:	120,860	116,178	116,688	118,598	118,323
High School:	43,530	44,049	44,448	46,195	46,028
Total:	164,390	160,226	161,136	164,793	164,351

¹ Preschool Children with Disabilities.

² Kindergarten age students with special education needs who receive full day instruction and services.

³ Resident Average Daily Membership as defined by A.R.S. § 15-901. Detail pages in Volume II provide ADM for each charter school.

⁴ Students reported with multiple races.

Arizona Department of Education – Financial

Financial Services State Funds	16
Financial Services Federal – Grants In Aid.....	18
Financial Services - Other Funds	20
Annual Financial Report of the County School Superintendents.....	22
Institutional Voucher Payment Summary by Disability Category - ASDB.....	26
Arizona State Schools for the Deaf and Blind (ASDB) - Summary of Financial Data	27
Residential Vouchers Payment Summary by Disability Category	28
Food Service Program Information	29
Arizona School Districts State Summary of Financial Data	41
Arizona Charter Schools State Summary of Financial Data	42
Definitions for Per Pupil Expenditure Amounts	43
Current Expenditures by Type of District and Charter Schools	48
Current Expenditures for Districts.....	I-1
Current Expenditures for Charter Schools	II-1
Expenditures by Fund for Districts.....	III-1
Expenditures by Project for Charter Schools	IV-1

FINANCIAL SERVICES
STATE FUNDS
STATEMENT OF REVENUES AND EXPENDITURES
JULY 1, 2015 TO JUNE 30, 2016

	State Appropriations and Proposition 301 Funds	Carryover Amount	Current Year's Appropriation & Refunds	Total Available	Personal Services	Employee Related
	OFFICE OF THE SUPERINTENDENT					
1	General Services Administration		8,239,400	8,239,400	4,533,256	1,637,870
2	Teacher Certification Fund		1,834,300	1,834,300	902,093	332,030
3	Arizona Teacher Evaluation Program		137,500	137,500	97,770	28,748
4	K-3 Reading		39,917,300	39,917,300	135,363	46,323
5	TOTAL OFFICE OF THE SUPERINTENDENT		50,128,500	50,128,500	5,668,482	2,044,970
	ASSISTANCE TO SCHOOLS					
	Statutory Formula Programs					
6	Basic State Aid		2,470,981,400	2,470,981,400		
7	Basic State Aid Deferred Payment		930,727,700	930,727,700		
8	Basic State Aid Deferred Payment		359,303,700	359,303,700		
9	Additional Funding		50,000,000	50,000,000		
10	Additional State Aid 1% Cap		7,380,300	7,380,300		
11	Other State Aid to Districts		983,900	983,900		
12	Special Education Fund	8,751,125	32,226,700	40,977,825	49,906	21,533
13	Empowerment Scholarship	33,938	399,000	432,938	205,902	71,384
14	Performance Incentive Fund	2,400,000		2,400,000		
15	Student Success Funding	3,653,355		3,653,355		
16	TOTAL STATUTORY FORMULA PROGRAMS	14,838,418	3,852,002,700	3,866,841,118	255,808	92,917
	Non Formula Programs					
17	Achievement Testing		9,422,400	9,422,400	112,761	42,278
18	Adult Education		4,500,000	4,500,000	206,472	92,176
19	English Language Acquisition		6,507,900	6,507,900	979,662	309,275
20	English Learner-Teacher Reimbursement	477,154		477,154	8,658	
21	Structured English Immersion	1,957,967	4,960,400	6,918,367		
22	State Bock Grant for Vocational Education		11,576,300	11,576,300	1,292,323	469,134
23	Alternative Teacher Development Program		500,000	500,000		
24	JTED Soft Capital and Equipment		1,000,000	1,000,000		
25	TOTAL NON FORMULA PROGRAMS	2,435,121	38,467,000	40,902,121	2,599,876	912,863
	Other Funds					
26	AZ Agricultural Youth Org Special Plate Fund		132,233	132,233		
27	Assistance for Education Donations	111,598	26,988	138,586	83,055	26,050
28	Education Learning and Accountability Fund	2,328,208	8,576,314	10,904,522	1,303,227	463,835
29	Character Education Special Plate Fund	11,220	28,390	39,610		
30	Golden Rule Special Plate Fund		176,579	176,579		
31	Instructional Improvement Fund	19,732,942	64,965,825	84,698,767		
32	School Safety Program	194,669	3,646,500	3,841,169	67,863	15,396
33	Permanent State Common School Fund		219,440,487	219,440,487		
34	TOTAL OTHER FUNDS	22,378,636	296,993,317	319,371,952	1,454,145	505,281
	Proposition 301					
35	Achievement Testing	10,341,302	7,000,000	17,341,302	1,275,171	464,174
36	Additional School Days		86,280,500	86,280,500		
37	Character Education	23,304	200,000	223,304	1,494	704
38	Classroom Site Fund	68,249,455	391,045,500	459,294,955		
39	Failing School Tutoring Fund	531,448	1,500,000	2,031,448	37,463	13,526
40	School Accountability	110,664		110,664	9,591	2,005
41	School Safety	559,646	7,800,000	8,359,646	90,698	32,207
42	TOTAL PROPOSITION 301	79,815,819	493,826,000	573,641,819	1,414,416	512,617
	TOTAL STATE FUNDS					
		119,467,993	4,731,417,517	4,850,885,510	11,392,727	4,068,648

**FINANCIAL SERVICES
STATE FUNDS
STATEMENT OF REVENUES AND EXPENDITURES
JULY 1, 2015 TO JUNE 30, 2016**

Professional and Outside Services	Travel In State	Travel Out State	Other Operating Expenses	Capital Equip. & Software	Assistance to Educational Institutions	Total Expenditures	Year-End Balance	Carry Forward	
524,421	16,560	21,938	1,493,631	8,626		8,236,301	3,099		1
480	7,133	3,621	526,298			1,771,656	62,644		2
			10,982			137,500			3
114,635	1,373	1,285	145,295		39,473,026	39,917,300			4
639,536	25,066	26,843	2,176,206	8,626	39,473,026	50,062,756	65,744		5
					2,470,663,010	2,470,663,010	318,390		6
					930,638,568	930,638,568	89,132		7
					359,303,700	359,303,700			8
					50,000,000	50,000,000			9
					7,380,300	7,380,300			10
					82,152	82,152	901,748		11
			11,494		33,898,436	33,981,369	6,996,456	6,996,456	12
8,381	679		129,523			415,870	17,068	17,068	13
			2,400,000			2,400,000			14
			3,653,355			3,653,355			15
8,381	679		6,194,373		3,851,966,167	3,858,518,324	8,322,793	7,013,524	16
9,233,600			33,761			9,422,400			17
13,219	6,102	959	51,273		4,129,800	4,500,000			18
4,845,813	18,869	6,217	243,673		-47,819	6,355,691	152,209	152,209	19
			230,134			238,791	238,363	238,363	20
					4,107,107	4,107,107	2,811,260	2,811,260	21
	466	40	668,395		9,145,942	11,576,300			22
					500,000	500,000			23
					1,000,000	1,000,000			24
14,092,632	25,437	7,216	1,227,236		18,835,030	37,700,290	3,201,832	3,201,832	25
131,733			500			132,233			26
	464		13,254			122,823	15,763	15,763	27
313,205	1,234	1,744	8,616,188			10,699,433	205,089	205,089	28
39,610						39,610	0	0	29
176,079			500			176,579			30
					53,001,598	53,001,598	31,697,169	31,697,169	31
2,200	648		5,612		2,377,942	2,469,661	1,371,508	1,371,508	32
					219,440,487	219,440,487			33
662,828	2,346	1,744	8,636,054		274,820,026	286,082,424	33,289,529	33,289,529	34
6,793,711	26,195	14,992	769,329		9,972	9,353,544	7,987,758	7,987,758	35
					86,280,500	86,280,500			36
	56		389		130,115	132,758	90,547	90,547	37
			2,419,833		430,041,392	432,461,225	26,833,730	26,833,730	38
284,023	91		9,227		249,151	593,481	1,437,967	1,437,967	39
6,235	359		2,776			20,967	89,697	89,697	40
1,130			6,808,723			6,932,758	1,426,888	1,426,888	41
						535,775,232	37,866,587	37,866,587	42
15,403,376	53,528	35,804	18,233,869		4,185,094,249	4,768,139,026	82,746,484	81,371,471	

**FINANCIAL SERVICES
FEDERAL - GRANTS IN AID
STATEMENT OF GRANTS AND EXPENDITURES
JULY 1, 2015 - JUNE 30, 2016**

	FEDERAL FUNDS	CFDA #	Beginning Balance	Grants & Projects Awarded	Refunds & Misc. Revenue	Total Available	Personal Services
TITLE 1 - IMPROVING THE ACADEMIC ACHIEVEMENT OF THE DISADVANTAGED							
1	Improving Basic Programs (I-A)	84.010	132,623,092	322,897,683		455,520,775	1,654,147
2	School Improvement Grants (I-A)	84.377	22,186,411	10,760,958		32,947,369	271,923
3	Education of Migratory Children (I-C)	84.011	5,011,509	6,599,342		11,610,851	248,685
4	Migrant Education Coordination Program (I-C)	84.144	94,805	66,666		161,471	34,671
5	Prev & Intrvn for Neg/Delinq/At-Risk Youth (I-D)	84.013	87,143	1,834,795		1,921,938	8,731
6	Advanced Placement Test Fee Prog (I-G)	84.330	156,252	682,609		838,861	
7	TOTAL TITLE I		160,159,211	342,842,053	0	503,001,264	2,218,156
TITLE II - PREPARING & TRAINING HIGH QUALITY TEACHERS & PRINCIPALS							
8	Improving Teacher Quality (II-A)	84.367	19,700,704	34,617,069		54,317,773	795,948
9	Improving Teacher Quality-Partner Grant (II-A)	84.367	1,745,086	936,032		2,681,118	
10	Math & Science Partnerships (II-B)	84.366	5,358,324	3,665,701		9,024,025	149,773
11	TOTAL TITLE II		26,804,114	39,218,802	0	66,022,916	945,721
TITLE III - LANGUAGE INSTRUCTION FOR LIMITED ENGLISH PROFICIENT & IMMIGRANT STUDENTS							
12	English Language Acquisition (III-A)	84.365	11,043,787	14,127,726		25,171,513	271,280
13	TOTAL TITLE III	84.365	11,043,787	14,127,726	0	25,171,513	271,280
TITLE IV - 21st CENTURY SCHOOLS							
14	Safe and Supportive Schools (IV-A)	84.184	4,477,050			4,477,050	61,868
14	School Emergency Management Programs	84.184	485,822			485,822	106,609
15	21st Century Community Learning Ctrs (IV-B)	84.287	21,446,723	24,723,887		46,170,610	536,731
16	TOTAL TITLE IV		26,409,595	24,723,887	0	51,133,482	705,208
TITLE V - PROMOTING INFORMED PARENTAL CHOICE & INNOVATIVE PROGRAMS							
17	Charter Schools Incentive Grant (V-B)	84.282	4,865,565	15,709,697		20,575,262	176,711
18	TOTAL TITLE V		4,865,565	15,709,697	0	20,575,262	176,711
TITLE VI - FLEXIBILITY & ACCOUNTABILITY							
19	Grants for State Assessments (VI-A-1)	84.369	7,869,704	7,591,972		15,461,676	1,023,027
20	Rural Educ Initv: Rural & Low-Incme Schls (VI-B-2)	84.358	811,771	867,771		1,679,542	20,646
21	Alternative English Language Learning Assessment (VI-A)	84.368		1,977,086		1,977,086	17,388
22	TOTAL TITLE VI		8,681,475	10,436,829	0	19,118,304	1,061,061
TITLE X - PART C- MCKINNEY HOMELESS EDUCATION							
22	Homeless Children & Youth	84.196	481,349	1,416,334		1,897,683	89,188
23	TOTAL TITLE X		481,349	1,416,334	0	1,897,683	89,188
VOCATIONAL & ADULT EDUCATION							
1	Adult Education	84.002	8,657,938	11,872,486		20,530,424	730,935
2	Vocational Education Basic Grant	84.048	14,528,021	25,828,877		40,356,898	775,735
3	Youth Farm Loan		158,730	1,246		159,975	
4	TOTAL VOCATIONAL & ADULT EDUCATION		23,344,688	37,702,609	0	61,047,297	1,506,670
SPECIAL EDUCATION AND REHABILITATION SERVICES							
5	IDEA-Children With Disabilities	84.027	88,854,470	189,436,817		278,291,287	6,072,097
6	Navajo Preschool Special Education	84.027	107,438	317,250		424,688	
7	Preschool Grant	84.173	2,820,753	4,887,247		7,708,000	491,635
8	Special Education-Program Improvement	84.323		1,047,817		1,047,817	6,768
9	Preschool Development Grants	84.419	21,295,783	20,446,067		41,741,850	246,746
10	TOTAL SPECIAL EDUCATION		113,078,444	216,135,198	0	329,213,642	6,817,246

**FINANCIAL SERVICES
FEDERAL - GRANTS IN AID
STATEMENT OF GRANTS AND EXPENDITURES
JULY 1, 2015 - JUNE 30, 2016**

Employee Related	Professional & Outside Services	Travel In State	Travel Out of State	Other Operating Expenses	Capital Equip. & Software	Assistance Ed. Insts. & Individuals	Total Expenditures	Reverted Funds	Account Balance	
615,601	50,246	61,651	15,387	1,282,822		314,047,325	317,727,179		137,793,595	1
90,283	186,280	21,335	6,846	89,477		9,415,365	10,081,509		22,865,860	2
93,758	338,057	6,009	34,797	501,519		7,113,630	8,336,456		3,274,396	3
12,048	22,500	2,986	2,643	55,220			130,068		31,403	4
3,296	294	311	90	3,335		1,688,900	1,704,957		216,981	5
	714,066						714,066		124,795	6
814,987	1,311,442	92,292	59,764	1,932,372	0	332,265,220	338,694,235	0	164,307,029	7
291,640	75,508	24,173	13,132	323,223		30,814,453	32,338,075		21,979,698	8
						2,679,134	2,679,134		1,984	9
50,333	135,309	1,559	1,477	66,473		3,169,868	3,574,792		5,449,233	10
341,973	210,817	25,732	14,609	389,696	0	36,663,454	38,592,002	0	27,430,915	11
99,188	6,783	7,194	2,080	109,440		14,511,895	15,007,860		10,163,653	12
99,188	6,783	7,194	2,080	109,440	0	14,511,895	15,007,860	0	10,163,653	13
23,166	70,645	2,278	49	439,572		2,072,078	2,669,656	1,807,394	0	14
31,268	6,377	2,718	1,377	88,987			237,336		248,487	14
180,028	11,905	17,601	2,880	184,079		30,008,534	30,941,758		15,228,852	15
234,463	88,927	22,597	4,305	712,638	0	32,080,612	33,848,749	1,807,394	15,477,339	16
62,166	7,171	2,317	3,614	50,221		3,234,760	3,536,961		17,038,302	17
62,166	7,171	2,317	3,614	50,221	0	3,234,760	3,536,961	0	17,038,302	18
362,411	5,611,808	-2,013	13,203	1,175,916			8,184,352		7,277,324	19
7,795	694	736	213	7,887		805,899	843,870		835,672	20
6,189	239,366			1,547			264,490		1,712,596	21
376,395	5,851,869	-1,277	13,416	1,185,349	0	805,899	9,292,711	0	9,825,593	22
41,856	8,264	2,985	3,165	82,233		1,040,697	1,268,389		629,294	22
41,856	8,264	2,985	3,165	82,233	0	1,040,697	1,268,389	0	629,294	23
314,978	10,195,726	19,096	17,998	353,939			11,632,673		8,897,751	1
300,694	139,980	151,075	38,222	497,250		19,389,624	21,292,580		19,064,318	2
							0		159,975	3
615,672	10,335,707	170,172	56,220	851,189	0	19,389,624	32,925,253	0	28,122,044	4
2,261,948	2,769,461	269,729	51,379	3,692,260		171,316,235	186,433,108		91,858,179	5
							200,466		224,222	6
195,987	377,678	26,422	6,582	206,321		3,659,599	4,964,224		2,743,776	7
1,913	5,000			5,711			19,391		1,028,426	8
89,457	14,577	32,447	8,564	973,197		14,911,435	16,276,422		25,465,427	9
2,549,304	3,166,715	328,598	66,525	4,877,488	0	189,887,269	207,893,611	0	121,320,030	10

**FINANCIAL SERVICES
FEDERAL - GRANTS IN AID
STATEMENT OF GRANTS AND EXPENDITURES
JULY 1, 2015 - JUNE 30, 2016**

	FEDERAL FUNDS	CFDA #	Beginning Balance	Grants & Projects Awarded	Refunds & Misc. Revenue	Total Available	Personal Services
	CHILD AND ADULT NUTRITION						
11	State Administration	10.560	2,427,649	5,580,110		8,007,759	2,604,549
12	Child and Adult Care Food Program	10.558	15,834,373	57,025,809		72,860,182	
13	CCFP-Agency Audits	10.558	359,957	702,799		1,062,756	227,434
14	School Breakfast	10.553	7,055,176	92,112,745		99,167,921	
15	School Lunch Program	10.555	39,113,091	280,090,383		319,203,473	
16	Special Milk	10.556	31,475	76,640		108,115	
17	Summer Food Program	10.559	6,726,724	1,855,803		8,582,527	76,618
18	Team Nutrition Programs	10.574	559			559	
19	USDA Farm to School Grant Program	10.575	7,241			7,241	
20	Fresh Fruits & Vegetables	10.582	825,328	3,578,992		4,404,320	42,763
21	Child Nutrition School Food Equipment Grant	10.579	785,096	571,874		1,356,970	
22	CN Meal Pattern Tech Assist Fund	10.560	199,679	-1,444		198,236	110,688
23	Professional Standards Grants	10.547		141,829		141,829	15,619
24	TOTAL CHILD NUTRITION		73,366,349	441,735,540	0	515,101,889	3,077,672
	OTHER FEDERAL FUNDS						
25	National Institute of Justice Research, Evaluation and Development	16.560	4,947,640			4,947,640	34,647
26	Promotion of the Arts - Arts2Go	45.024	3,500	-404		3,096	
27	Teacher Incentive Fund-REIL SLDS	84.374	-145,615	3,000,000		2,854,385	78,408
28	GOCYF - Promise Grant ASPIRE	84.418	401	1,030,676		1,031,077	590,786
29	Head Start Program	93.600	153,224	175,000		328,224	47,820
30	Indian Education-Johnson - O'Malley Program	15.130	424,722	345,246		769,968	56,905
31	National Center for Education Statistics	84.995	142,782	169,130		311,912	81,853
32	Promoting Health Thru School Based Surveillance	93.079		65,000		65,000	17,946
33	Race to the Top	84.413	5,591,959			5,591,959	580,934
34	Arizona K-12 SLDS Project	84.372	134,982			134,982	
35	TOTAL OTHER FEDERAL FUNDS		11,253,596	4,784,648	0	16,038,244	1,489,300
36	GRAND TOTAL FEDERAL FUNDS		459,488,173	1,148,833,323	0	1,608,321,496	18,358,212
1	Education Donations	2025	402,409	21,052		423,460	
2	Interagency Service Agreements	2500	549,573	794,252		1,343,825	203,220
3	Professional Development Revolving Fund	2580	600,023	1,510,409		2,110,431	
4	Internal Services	4209	1,709,743	4,215,044		5,924,786	261,667
5	Food Distribution Operations	4210	126,039	322,354		448,393	115,631
6	Production Revolving Fund	4211	1,203,848	899,621		2,103,469	335,990
7	Indirect Cost Allocation	9000	1,943,493	3,789,999		5,733,492	2,462,524
8	TOTAL OTHER FUNDS		6,535,127	11,552,730	0	18,087,858	3,379,032

**FINANCIAL SERVICES
FEDERAL - GRANTS IN AID
STATEMENT OF GRANTS AND EXPENDITURES
JULY 1, 2015 - JUNE 30, 2016**

Employee Related	Professional & Outside Services	Travel In State	Travel Out of State	Other Operating Expenses	Capital Equip. & Software	Assistance Ed. Insts. & Individuals	Total Expenditures	Reverted Funds	Account Balance	
1,044,605	114,362	65,634	29,447	1,139,343			4,997,941		3,009,818	11
						52,677,533	52,677,533		20,182,650	12
98,147	228,944	16,477	3,041	105,948			679,991		382,765	13
						91,614,890	91,614,890		7,553,031	14
						275,551,408	275,551,408		43,652,066	15
						47,885	47,885		60,230	16
34,690		1,733		21,924		4,572,206	4,707,171		3,875,357	17
							0		559	18
				7,069			7,069		172	19
23,287				9,636		3,432,749	3,508,436		895,884	20
						1,272,380	1,272,380		84,590	21
41,759				47,176			199,623		-1,387	22
6,491		2,580		19,729			44,419		97,410	23
1,248,979	343,306	86,424	32,489	1,350,825	0	429,169,051	435,308,746	0	79,793,143	24
10,607	1,646	406		569,392		830,216	1,446,913		3,500,727	25
	3,096						3,096		0	26
32,774	121,159			3,097,401			3,329,743		-475,358	27
206,916	500	11,987	24,220	196,668			1,031,077		0	28
17,389	13,934	1,280	9,553	24,160		68,594	182,729		145,495	29
21,459		439	3,421	14,822		263,271	360,317		409,651	30
36,256		705	6,035	18,667			143,516		168,395	31
4,198		7,821					29,965		35,035	32
213,227	6,965	7,794	10,813	999,280		2,497,740	4,316,754		1,275,205	33
		134,982					134,982		0	34
542,827	147,300	165,413	54,041	4,920,391	0	3,659,821	10,979,093		5,059,151	35
6,927,810	21,478,301	902,446	310,228	16,461,844	0	1,062,708,303	1,127,347,610	1,807,394	479,166,492	36
59,607	134,153	7,105	874	137,042		21,318	563,319		780,506	2
	37,630			818,332			855,961		1,254,470	3
120,741	956,608	4,354		2,780,678		-9,057	4,114,992		1,809,795	4
38,856	3,618	33,719					191,824		256,569	5
155,724	148	3,282		806,706			1,301,850		801,619	6
930,156	238,456	9,023		658,822			4,298,981		1,434,511	7
1,305,085	1,427,578	57,483	874	5,202,628	0	20,983	11,393,661	0	6,694,196	8

Annual Financial Report of the County School Superintendents

	APACHE	COCHISE
I. COUNTY SCHOOL OFFICE ADMINISTRATION		
A. County Funds Appropriated	\$ 329,871	\$ 348,628
Expenditures:		
Salaries and Benefits	\$ 268,194	\$ 285,992
Supplies and Expenses	\$ 26,655	\$ 44,987
Capital Outlay	\$ 274	
Total Expenditures from County Funds for Administration	\$ 295,123	\$ 330,979
Balance of County Funds Reverted June 30, 2016	\$ 34,748	\$ 17,649
B. Indirect Cost		
County School Office Admin Bal Fwd July 1, 2015	\$ 77,090	\$ -
Federal Receipts for County Office Administration	\$ 30,781	\$ 59,468
Total Funds Available for Indirect Cost	\$ 107,871	\$ 59,468
Expenditures:		
Salaries and Benefits		\$ 59,468
Supplies and Expenses	\$ 1,850	
Capital Outlay	\$ 2,166	
Total Expenditures from Indirect Cost	\$ 4,016	\$ 59,468
Balance at June 30, 2016	\$ 103,854	\$ -
II. COUNTY SCHOOL FUND		
Balance Forward July 1, 2015	\$ 7,384	
Receipts (Pursuant to A.R.S. §15-1000)	\$ 6,818	
Forest Reserve Funds	\$ 181,655	
Other (Specify)	\$ 565	
Transfers from Special County Reserve Fund	\$ 25	
Total Available	\$ -	\$ 196,447
Total Expenditures	\$ -	\$ -
Transfers Out		\$ 188,473
Total Expenditures and Transfers Out	\$ -	\$ 188,473
Balance at June 30, 2016	\$ -	\$ 7,974
III. SPECIAL COUNTY SCHOOL RESERVE FUND OPERATIONS		
Balance Forward July 1, 2015	\$ 21,908	
Appropriation by Board of Supervisors (Pursuant to A.R.S. §15-1001)	\$ -	
State Aid for Transportation	\$ -	
District Service Program Fund (Pursuant to A.R.S. §15-365.A)	\$ 1,535,076	\$ 777
Small District Service Program Fund (Pursuant to A.R.S. §15-365)	\$ 52,102	\$ 158,658
County Jails Program	\$ 71,214	\$ 39,620
County Juvenile Detention Program	\$ 104,577	\$ 45,597
Transfers In		
Other (Specify)	\$ 151	
Total Available	\$ 1,762,969	\$ 266,711
Expenditures:		
Pupil Transportation (Pursuant to A.R.S. §15-1002)	\$ 4,701	
\$10 / Month per Pupil Payments (Pursuant to A.R.S. §15-826)		
Supp Paymnt: Maint 1 & 2 Room School Dist		
Small School Service Pgm (Pursuant to A.R.S. §15-1002.A.7)	\$ 52,102	\$ 159,435
County Jails Program	\$ 1,017	\$ 39,659
County Juvenile Detention Program	\$ 9,533	\$ 45,195
Other (Specify)	\$ 673,905	
Total Expenditures	\$ 736,557	\$ 248,990
Transfers to Accomm Schools from Spec. Receipts		
Transfers to County School Fund		
Total Expenditures and Transfers	\$ 736,557	\$ 248,990
Balance at June 30, 2016	\$ 1,026,412	\$ 17,721

COCONINO	GILA	GRAHAM	GREENLEE	LA PAZ	MARICOPA
\$ 450,364	\$ 390,160	\$ 217,102	\$ 234,796	\$ 221,206	\$ 4,643,721
\$ 390,136	\$ 322,817	\$ 214,496	\$ 226,030	\$ 212,112	\$ 1,869,423
\$ 68,135	\$ 30,703	\$ -	\$ 4,846	\$ 7,557	\$ 1,518,954
	\$ -	\$ -	\$ -	\$ 1,537	\$ -
\$ 458,271	\$ 353,520	\$ 214,496	\$ 230,877	\$ 221,206	\$ 3,388,378
\$ (7,907)	\$ 36,640	\$ 2,606	\$ 3,919	\$ 0	\$ 1,255,343
\$ 454,619	\$ 365,093	\$ 41,975	\$ 25,809	\$ 207,580	\$ 798,510
\$ 68,532	\$ 123,422	\$ 23,371	\$ 13,115	\$ 12,333	\$ 892,798
\$ 523,151	\$ 488,515	\$ 65,347	\$ 38,924	\$ 219,913	\$ 1,691,308
\$ 49,070	\$ 112,299	\$ -	\$ -	\$ -	\$ 542,083
\$ 13,404	\$ 53,292	\$ 60,909	\$ 11,461	\$ 5,213	\$ 131,155
\$ -	\$ -	\$ -	\$ -	\$ -	\$ -
\$ 62,474	\$ 165,591	\$ 60,909	\$ 11,461	\$ 5,213	\$ 673,239
\$ 460,677	\$ 322,924	\$ 4,438	\$ 27,463	\$ 214,701	\$ 1,018,069
\$ 396	\$ 20,982	\$ -	\$ -	\$ -	\$ -
\$ 87	\$ -	\$ -	\$ -	\$ -	\$ -
\$ 45,000	\$ -	\$ -	\$ -	\$ -	\$ -
\$ 284	\$ -	\$ -	\$ -	\$ -	\$ -
\$ 45,000	\$ 680	\$ 21,069	\$ -	\$ -	\$ -
\$ 45,000	\$ 9,640	\$ -	\$ -	\$ -	\$ -
\$ 45,000	\$ -	\$ 9,640	\$ -	\$ -	\$ -
\$ -	\$ 680	\$ 11,429	\$ -	\$ -	\$ -
\$ 87,691	\$ 548,768	\$ 606,149	\$ 276,212	\$ (58,386)	\$ -
\$ -	\$ -	\$ -	\$ -	\$ -	\$ -
\$ 70,251	\$ 22,334	\$ -	\$ -	\$ -	\$ 696,318
\$ 59,975	\$ 58,920	\$ 60,597	\$ 181,541	\$ 60,920	\$ 110,494
\$ 17,923	\$ 18,150	\$ 21,500	\$ 16,037	\$ -	\$ -
\$ 75,300	\$ 154,238	\$ 19,187	\$ 26,971	\$ -	\$ -
\$ (162)	\$ -	\$ -	\$ -	\$ -	\$ -
\$ 217,917	\$ 700,749	\$ 861,468	\$ 222,228	\$ 380,140	\$ 478,426
\$ -	\$ -	\$ -	\$ -	\$ -	\$ 526,195
\$ 94,028	\$ 51,149	\$ 4,773	\$ -	\$ 47,176	\$ 106,148
\$ 25,266	\$ 16,002	\$ 11,533	\$ 10,459	\$ -	\$ -
\$ 65,972	\$ 153,805	\$ 19,187	\$ 26,971	\$ -	\$ -
\$ 24,958	\$ -	\$ -	\$ -	\$ -	\$ -
\$ 94,028	\$ 142,387	\$ 199,538	\$ 30,720	\$ 84,606	\$ 632,343
\$ 94,028	\$ 142,387	\$ 199,538	\$ 30,720	\$ 84,606	\$ 632,343
\$ 123,889	\$ 558,362	\$ 661,930	\$ 191,508	\$ 295,534	\$ 116,083

Annual Financial Report of the County School Superintendents

	MOHAVE	NAVAJO
I. COUNTY SCHOOL OFFICE ADMINISTRATION		
A. County Funds Appropriated	\$ 408,863	\$ 349,041
Expenditures:		
Salaries and Benefits	\$ 393,498	\$ 316,019
Supplies and Expenses	\$ 35,343	\$ 4,187
Capital Outlay	\$ -	\$ -
Total Expenditures from County Funds for Administration	\$ 428,841	\$ 320,205
Balance of County Funds Reverted June 30, 2016	\$ (19,978)	\$ 28,836
B. Indirect Cost		
County School Office Admin Bal Fwd July 1, 2015	\$ 125,695	\$ 80,769
Federal Receipts for County Office Administration	\$ -	\$ 56,662
Total Funds Available for Indirect Cost	\$ 125,695	\$ 137,432
Expenditures:		
Salaries and Benefits	\$ 116,275	\$ 15,364
Supplies and Expenses	\$ 9,420	\$ 44,097
Capital Outlay	\$ -	\$ 16,934
Total Expenditures from Indirect Cost	\$ 125,695	\$ 76,395
Balance at June 30, 2016	\$ -	\$ 61,037
II. COUNTY SCHOOL FUND		
Balance Forward July 1, 2015	\$ -	\$ 147,382
Receipts (Pursuant to A.R.S. §15-1000)	\$ -	\$ 59,658
Forest Reserve Funds	\$ -	\$ -
Other (Specify)	\$ -	\$ 615
Transfers from Special County Reserve Fund	\$ -	\$ -
Total Available	\$ -	\$ 207,655
Total Expenditures	\$ -	\$ 99,207
Transfers Out	\$ -	\$ 23,578
Total Expenditures and Transfers Out	\$ -	\$ 122,785
Balance at June 30, 2016	\$ -	\$ 84,870
III. SPECIAL COUNTY SCHOOL RESERVE FUND OPERATIONS		
Balance Forward July 1, 2015	\$ 61,005	\$ 204,353
Appropriation by Board of Supervisors (Pursuant to A.R.S. §15-1001)	\$ -	\$ -
State Aid for Transportation	\$ -	\$ 263,289
District Service Program Fund (Pursuant to A.R.S. §15-365.A)	\$ -	\$ -
Small District Service Program Fund (Pursuant to A.R.S. §15-365)	\$ 60,000	\$ 52,102
County Jails Program	\$ 20,000	\$ 26,417
County Juvenile Detention Program	\$ 91,932	\$ 59,323
Transfers In	\$ -	\$ -
Other (Specify)	\$ -	\$ 1,382
Total Available	\$ 232,937	\$ 606,867
Expenditures:		
Pupil Transportation (Pursuant to A.R.S. §15-1002)	\$ -	\$ 180,411
\$10 / Month per Pupil Payments (Pursuant to A.R.S. §15-826)	\$ -	\$ -
Supp Paymnt: Maint 1 & 2 Room School Dist	\$ -	\$ -
Small School Service Pgm (Pursuant to A.R.S. §15-1002.A.7)	\$ 19,015	\$ -
County Jails Program	\$ 85,402	\$ 21,083
County Juvenile Detention Program	\$ 91,932	\$ 52,067
Other (Specify)	\$ -	\$ -
Total Expenditures	\$ 196,349	\$ 253,561
Transfers to Accom Schools from Spec. Receipts	\$ -	\$ -
Transfers to County School Fund	\$ -	\$ -
Total Expenditures and Transfers	\$ 196,349	\$ 253,561
Balance at June 30, 2016	\$ 36,588	\$ 353,306

PIMA	PINAL	SANTA CRUZ	YAVAPAI	YUMA	STATEWIDE TOTAL
\$ 1,654,766	\$ 972,015	\$ 272,232	\$ 678,571	\$ 394,799	\$ 11,566,135
\$ 1,026,198	\$ 824,815	\$ 227,938	\$ 604,244	\$ 353,277	\$ 7,535,188
\$ 383,282	\$ 157,072	\$ 43,472	\$ 28,438	\$ 36,423	\$ 2,390,054
\$ 6,761	\$ -	\$ -	\$ -	\$ -	\$ 8,572
\$ 1,416,241	\$ 981,887	\$ 271,410	\$ 632,682	\$ 389,700	\$ 9,933,815
\$ 238,525	\$ (9,872)	\$ 822	\$ 45,889	\$ 5,099	\$ 1,632,319
\$ 307,154	\$ 488,876	\$ 19,411	\$ 211,221	\$ (52,784)	\$ 3,151,019
\$ 90,299	\$ 159,300	\$ 39,753	\$ 138,810	\$ 69,863	\$ 1,778,508
\$ 397,453	\$ 648,176	\$ 59,164	\$ 350,031	\$ 17,079	\$ 4,929,527
\$ 93,443	\$ -	\$ 858	\$ 93,662	\$ -	\$ 1,082,522
\$ 78,152	\$ 147,459	\$ 57,820	\$ 61,893	\$ 56,223	\$ 732,348
\$ 1,645	\$ 6,727	\$ -	\$ 680	\$ -	\$ 28,152
\$ 173,240	\$ 154,186	\$ 58,678	\$ 156,235	\$ 56,223	\$ 1,843,023
\$ 224,213	\$ 493,990	\$ 486	\$ 193,796	\$ (39,143)	\$ 3,086,503
\$ -	\$ 327,112	\$ 518,266	\$ 1,982,463	\$ -	\$ 3,003,985
\$ 11,599	\$ 1,754	\$ 433,004	\$ -	\$ -	\$ 512,920
\$ 61,936	\$ 166,219	\$ 86	\$ 1,795,634	\$ -	\$ 2,250,530
\$ -	\$ 2,223	\$ -	\$ 1,346	\$ -	\$ 5,033
\$ -	\$ 75,848	\$ -	\$ -	\$ -	\$ 75,873
\$ 73,535	\$ 573,156	\$ 951,356	\$ 3,779,443	\$ -	\$ 5,848,341
\$ -	\$ 107,344	\$ 903,320	\$ -	\$ -	\$ 1,164,511
\$ 73,535	\$ 150,000	\$ 26,140	\$ 3,679,057	\$ -	\$ 4,140,783
\$ 73,535	\$ 257,344	\$ 929,460	\$ 3,679,057	\$ -	\$ 5,305,294
\$ -	\$ 315,812	\$ 21,896	\$ 100,386	\$ -	\$ 543,047
\$ 290,375	\$ 895,764	\$ 435,145	\$ 889,554	\$ 520,771	\$ 4,779,308
\$ -	\$ 2,900,882	\$ -	\$ -	\$ -	\$ 2,900,882
\$ 156,119	\$ -	\$ -	\$ -	\$ -	\$ 1,115,726
\$ 415,194	\$ -	\$ -	\$ -	\$ 108,450	\$ 2,152,082
\$ 98,752	\$ 313,267	\$ 48,736	\$ 1,353,271	\$ 46,044	\$ 2,715,380
\$ -	\$ 95,965	\$ 20,995	\$ 15,041	\$ 55,663	\$ 418,526
\$ -	\$ 100,788	\$ 58,419	\$ 262,935	\$ 139,187	\$ 1,138,455
\$ -	\$ -	\$ 7,500	\$ -	\$ -	\$ 7,500
\$ -	\$ 348,560	\$ 6	\$ -	\$ -	\$ 349,937
\$ 960,440	\$ 4,655,226	\$ 570,801	\$ 2,520,801	\$ 870,114	\$ 15,307,796
\$ 119,535	\$ -	\$ -	\$ -	\$ -	\$ 830,842
\$ -	\$ -	\$ -	\$ -	\$ -	\$ -
\$ -	\$ -	\$ -	\$ -	\$ -	\$ -
\$ 542,095	\$ 356,554	\$ -	\$ 1,534,887	\$ 229,097	\$ 3,196,459
\$ -	\$ 85,211	\$ 18,063	\$ 17,426	\$ 51,873	\$ 382,995
\$ -	\$ 123,813	\$ 67,928	\$ 302,320	\$ 139,187	\$ 1,097,911
\$ -	\$ 196,061	\$ 116,746	\$ -	\$ -	\$ 1,011,670
\$ 661,630	\$ 761,640	\$ 202,737	\$ 1,854,633	\$ 420,157	\$ 6,519,877
\$ -	\$ 2,828,866	\$ -	\$ -	\$ -	\$ 2,828,866
\$ -	\$ 75,848	\$ -	\$ -	\$ -	\$ 75,848
\$ 661,630	\$ 3,666,355	\$ 202,737	\$ 1,854,633	\$ 420,157	\$ 9,424,592
\$ 298,810	\$ 988,871	\$ 368,064	\$ 666,168	\$ 449,958	\$ 6,153,204

Institutional Voucher Payment Summary by Disability Category

Arizona State School for the Deaf and Blind (ASDB)

Special Educational Category	Daily Rate	Instructional Days	Calculated ADM	Total Paid
Hearing Impairment	116.25	125,023	694.572	\$14,534,336.33
Multiple Disabilities	137.49	13,564	75.356	\$1,864,959.12
Multiple Disabilities w/Severe Sensory Impairment	179.77	11,224	62.356	\$2,017,775.52
Non Special Education	40.83	720	4.000	\$29,399.98
Speech/Language Impairment	40.83	0	0.000	\$0.00
Visual Impairment	116.95	34,277	190.428	\$4,008,808.26
Grand Total		184,808	1,026.711	\$22,455,279.21

ASDB Summary of Financial Data
Arizona School for the Deaf and Blind (ASDB)

Fund/Program	Beginning Fund Balance	Revenues	Expenditures	Ending Fund Balance
Special Education			\$31,518,153	
Pupil Transportation			\$2,631,165	
Maintenance and Operation Total	\$457,583	\$33,129,930	\$34,149,318	(\$561,805)
Classroom Site Funds	\$812,516	\$2,279,300	\$1,992,902	\$1,098,914
Instructional Improvement	\$1,825	\$0	\$0	\$1,825
Federal Projects	\$992,382	\$1,568,324	\$2,357,064	\$203,642
Career Tech Ed & Voc Ed Projects	\$1,159	\$0	\$1,159	\$0
Grants and Gifts to Teachers	\$34,374	\$0	\$34,374	\$0
Enterprise Fund	\$232,164	\$84,036	\$136,339	\$179,861
Regional Cooperative Fund	\$1,455,305	\$14,941,427	\$13,447,401	\$2,949,331
Trust Fund	\$95	\$60,000	\$39,104	\$20,991
Other Funds	\$0	\$1,352,915	\$1,239,515	\$113,400

Residential Vouchers Payment Summary by Disability Category

Special Educational Category	Daily Rate	Instructional Days	Calculated ADM	Total Paid
Autism	141.49	77	0.428	\$10,894.58
	143.69	521	2.894	\$74,861.50
Emotional Disabled	41.67	18,511	102.839	\$771,318.20
Emotional Disabled-Private	121.27	4,467	24.817	\$541,704.60
	123.47	9,591	53.283	\$1,184,182.57
Mild Intellectual Disability	41.67	384	2.133	\$16,000.55
Multiple Disabilities	141.49	64	0.356	\$9,055.24
Non Special Education	41.67	86,940	483.000	\$3,622,624.61
Other Health Impairments	41.67	6,936	38.533	\$289,009.94
Specific Learning Disability	41.67	12,561	69.783	\$523,393.00
Speech/Language Impairment	41.67	289	1.606	\$12,042.08
Severe Intellectual Disability	143.69	38	0.211	\$5,460.15
Grand Total		140,379	779.883	7,060,547

Food Service Program Information

MEALS SERVED

		Breakfasts	Lunches	A La Carte and Snacks	Totals	Value of Donated Commodities	Food Services Expenditures Funds 001 and 610
Apache County							
Districts							
010224000	Chinle Unified District	389,692	547,040	81,064	1,017,796	\$74,749	\$56,412
010306000	Concho Elementary District	16,201	25,828	2,946	44,975	\$28,449	\$0
010220000	Ganado Unified School District	152,459	215,546	9,518	377,523	\$0	\$170,411
010323000	Mcnary Elementary District	10,102	21,972	0	32,074	\$0	\$50,958
010227000	Red Mesa Unified District	53,497	83,545	2,895	139,937	\$0	\$53,379
010210000	Round Valley Unified District	16,306	56,778	6,825	79,909	\$24,793	\$37,246
010218000	Sanders Unified District	75,582	121,041	7,018	203,641	\$0	\$40,165
010201000	St Johns Unified District	14,218	38,653	3,770	56,641	\$12,598	\$6,300
010309000	Vernon Elementary District	4,263	8,439	0	12,702	\$0	\$0
010208000	Window Rock Unified District	142,783	276,955	15,745	435,483	\$936	\$35,121
	District Totals	875,103	1,395,797	129,781	2,400,681	\$141,524	\$449,992

Apache County Totals 875,103 1,395,797 129,781 2,400,681 \$141,524 \$449,992

Cochise County

Districts							
020453000	Ash Creek Elementary District	1,405	2,909	0	4,314	\$638	\$0
020209000	Benson Unified School District	21,803	101,004	20,096	142,903	\$76,409	\$26,464
020202000	Bisbee Unified District	32,770	57,286	0	90,056	\$7,811	\$54,034
020214000	Bowie Unified District	3,840	3,723	0	7,563	\$0	\$23,381
020326000	Cochise Elementary District	0	11,869	0	11,869	\$0	\$39,540
020227000	Douglas Unified District	165,797	495,671	56,477	717,945	\$90,965	\$58,475
020412000	Elfrida Elementary District	11,226	11,675	0	22,901	\$1,155	\$43,254
020100000	Fort Huachuca Accommodation Distri	0	90,364	9,601	99,965	\$0	\$100,541
020355000	McNeal Elementary District	9,073	8,470	0	17,543	\$0	\$13,093
020323000	Naco Elementary District	12,630	41,301	1,230	55,161	\$9,946	\$25,384
020349000	Palominas Elementary District	32,436	75,325	3,978	111,739	\$18,022	\$11,969
020422000	Pearce Elementary District	6,851	11,837	0	18,688	\$0	\$2,815
020364000	Pomerene Elementary District	0	13,623	0	13,623	\$292	\$33,112
020218000	San Simon Unified District	8,904	11,241	0	20,145	\$0	\$52,446
020268000	Sierra Vista Unified District	117,659	518,034	28,978	664,671	\$91,609	\$65,721
020221000	St David Unified District	0	28,850	0	28,850	\$0	\$11,000
020201000	Tombstone Unified District	44,451	98,150	0	142,601	\$20,122	\$14,174
020522000	Valley Union High School District	3,569	9,649	231	13,449	\$0	\$46,344
020213000	Willcox Unified District	30,247	94,358	20,140	144,745	\$25,012	\$13,309
	District Totals	502,661	1,685,339	140,730	2,328,730	\$341,982	\$635,055

Charters

028750000	Center for Academic Success, Inc.	191,083	219,951	66,284	477,318	\$93,456	\$109,681
028701000	Cochise Community Development Co	11,687	42,393	1,573	55,653	\$23,358	\$45,000
	Charter Totals	202,770	262,344	67,857	532,971	\$116,814	\$154,681

Cochise County Totals 705,431 1,947,683 208,587 2,861,701 \$458,796 \$789,736

Food Service Program Information

MEALS SERVED

		Breakfasts	Lunches	A La Carte and Snacks	Totals	Value of Donated Commodities	Food Services Expenditures Funds 001 and 610
Coconino County							
Districts							
030199000	Coconino County Accommodation Sc	0	0	0	0	\$0	\$8,000
030201000	Flagstaff Unified District	236,552	665,872	115,987	1,018,411	\$0	\$62,036
030206000	Fredonia-Moccasin Unified District	18,838	26,938	7,729	53,505	\$7,734	\$7,448
030204000	Grand Canyon Unified District	8,665	21,533	0	30,198	\$40,105	\$0
030310000	Maine Consolidated School District	5,063	10,318	550	15,931	\$0	\$39,113
030208000	Page Unified District	107,107	275,994	65,514	448,615	\$52,263	\$55,499
030215000	Tuba City Unified School District #15	130,731	256,836	8,513	396,080	\$118,516	\$54,806
030202000	Williams Unified District	29,225	42,208	475	71,908	\$9,356	\$6,960
District Totals		536,181	1,299,699	198,768	2,034,648	\$227,974	\$233,861
Charters							
038753000	Painted Desert Demonstration Projec	10,141	19,897	543	30,581	\$0	\$29,581
038702000	PEAK School Inc., The	0	23,088	0	23,088	\$4,002	(\$7,116)
Charter Totals		10,141	42,985	543	53,669	\$4,002	\$22,465
Coconino County Totals		546,322	1,342,684	199,311	2,088,317	\$231,976	\$256,325

Gila County

Districts							
040201000	Globe Unified District	60,850	117,745	7,167	185,762	\$40,164	\$23,707
040241000	Hayden-Winkelman Unified District	37,193	30,112	1,069	68,374	\$0	\$0
040240000	Miami Unified District	30,697	92,977	13,507	137,181	\$43,093	\$13,500
040210000	Payson Unified District	70,306	178,907	12,615	261,828	\$69,033	\$23,644
040312000	Pine Strawberry Elementary District	6,960	12,277	0	19,237	\$0	\$81,746
040220000	San Carlos Unified District	172,668	237,231	188,167	598,066	\$0	\$53,083
040333000	Tonto Basin Elementary District	8,152	10,760	4,494	23,406	\$6,311	\$68,393
040305000	Young Elementary District	2,110	3,025	0	5,135	\$11,291	\$43,825
District Totals		388,936	683,034	227,019	1,298,989	\$169,892	\$307,898
Charters							
048701000	Destiny School, Inc.	9,501	31,131	3,719	44,351	\$0	\$10,471
Charter Totals		9,501	31,131	3,719	44,351	\$0	\$10,471
Gila County Totals		398,437	714,165	230,738	1,343,340	\$169,892	\$318,369

Food Service Program Information

MEALS SERVED

		Breakfasts	Lunches	A La Carte and Snacks	Totals	Value of Donated Commodities	Food Services Expenditures Funds 001 and 610
Graham County							
Districts							
050316000	Bonita Elementary District	3,510	7,414	0	10,924	\$0	\$46,997
050207000	Fort Thomas Unified District	73,198	87,616	6,247	167,061	\$0	\$44,452
050206000	Pima Unified District	22,749	66,664	65,578	154,991	\$0	\$0
050201000	Safford Unified District	106,356	342,607	25,695	474,658	\$0	\$0
050305000	Solomon Elementary District	15,096	30,010	136	45,242	\$7,516	\$32,022
050204000	Thatcher Unified District	13,152	119,262	0	132,414	\$27,999	\$92,170
District Totals		234,061	653,573	97,656	985,290	\$35,515	\$215,641
Charters							
058703000	Discovery Plus Academy	2,586	7,050	0	9,636	\$3,084	\$11,868
Charter Totals		2,586	7,050	0	9,636	\$3,084	\$11,868
Graham County Totals		236,647	660,623	97,656	994,926	\$38,599	\$227,509

Greenlee County

Districts							
060202000	Duncan Unified District	36,274	40,706	259	77,239	\$8,807	\$15,525
060218000	Morenci Unified District	0	104,152	20,232	124,384	\$0	\$129,935
District Totals		36,274	144,858	20,491	201,623	\$8,807	\$145,460
Greenlee County Totals		36,274	144,858	20,491	201,623	\$8,807	\$145,460

La Paz County

Districts							
150576000	Bicentennial Union High School Distri	10,801	17,473	572	28,846	\$422	\$35,310
150426000	Bouse Elementary District	4,622	7,249	0	11,871	\$5,288	\$42,724
150227000	Parker Unified School District	65,884	231,298	0	297,182	\$2,144	\$23,421
150404000	Quartzsite Elementary District	26,226	36,461	1,275	63,962	\$17,856	\$7,434
150430000	Salome Consolidated Elementary Dis	16,338	16,608	17,793	50,739	\$423	\$36,443
150419000	Wenden Elementary District	13,641	14,751	13,196	41,588	\$4,364	\$31,735
District Totals		137,512	323,840	32,836	494,188	\$30,497	\$177,067
La Paz County Totals		137,512	323,840	32,836	494,188	\$30,497	\$177,067

Food Service Program Information

MEALS SERVED

		Breakfasts	Lunches	A La Carte and Snacks	Totals	Value of Donated Commodities	Food Services Expenditures Funds 001 and 610
Maricopa County							
Districts							
070516000	Agua Fria Union High School District	129,980	453,075	249,574	832,629	\$40,694	\$54,910
070363000	Aguila Elementary District	12,673	26,771	0	39,444	\$386	\$785
070468000	Alhambra Elementary District	723,882	2,103,812	46,529	2,874,223	\$164,442	\$292,265
070447000	Arlington Elementary District	19,628	31,226	1,526	52,380	\$0	\$0
070444000	Avondale Elementary District	297,093	842,538	94,806	1,234,437	\$292,837	\$67,326
070431000	Balsz Elementary District	453,518	476,212	37,833	967,563	\$0	\$53,428
070433000	Buckeye Elementary District	270,362	834,647	38,469	1,143,478	\$1,111,644	\$205,814
070501000	Buckeye Union High School District	171,844	336,623	79,151	587,618	\$97,450	\$35,000
070483000	Cartwright Elementary District	2,527,077	3,081,044	526,508	6,134,629	\$320,500	\$0
070293000	Cave Creek Unified District	52,885	349,479	133,346	535,710	\$58,511	\$37,793
070280000	Chandler Unified District #80	820,248	2,819,107	1,721,160	5,360,515	\$289,413	\$636,654
070414000	Creighton Elementary District	955,239	1,118,715	57,807	2,131,761	\$161,248	\$0
070297000	Deer Valley Unified District	919,250	2,761,482	744,056	4,424,788	\$750,660	\$383,118
070289000	Dysart Unified District	935,087	2,157,522	543,439	3,636,048	\$316,230	\$263,559
070298000	Fountain Hills Unified District	19,369	75,795	22,511	117,675	\$21,168	\$24,095
070445000	Fowler Elementary District	704,741	714,576	114,209	1,533,526	\$0	\$74,602
070224000	Gila Bend Unified District	68,515	67,985	2,873	139,373	\$852	\$25,898
070241000	Gilbert Unified District	514,737	2,827,033	595,277	3,937,047	\$700,663	\$288,698
070440000	Glendale Elementary District	1,255,129	2,244,352	114,467	3,613,948	\$101,516	\$237,806
070505000	Glendale Union High School District	331,045	1,292,394	167,849	1,791,288	\$62,879	\$160,421
070260000	Higley Unified School District	86,953	687,575	125,315	899,843	\$41,597	\$89,747
070405000	Isaac Elementary District	734,743	1,283,191	173,488	2,191,422	\$341,768	\$148,804
070428000	Kyrene Elementary District	214,441	1,414,746	238,572	1,867,759	\$122,557	\$155,666
070459000	Laveen Elementary District	469,876	979,591	51,068	1,500,535	\$233,082	\$93,446
070425000	Liberty Elementary District	92,251	356,004	11,921	460,176	\$0	\$43,331
070479000	Litchfield Elementary District	312,067	1,127,481	220,423	1,659,971	\$622,788	\$142,991
070465000	Littleton Elementary District	834,761	832,489	111,066	1,778,316	\$141,182	\$93,056
070438000	Madison Elementary District	201,736	633,168	222,279	1,057,183	\$167,951	\$82,659
070204000	Mesa Unified District	3,364,468	7,045,108	845,124	11,254,700	\$1,582,877	\$581,978
070386000	Mobile Elementary District	1,979	2,527	0	4,506	\$3,163	\$13,254
070375000	Morristown Elementary District	15,526	19,600	8,331	43,457	\$14,077	\$56,595
070421000	Murphy Elementary District	319,791	273,946	31,215	624,952	\$0	\$39,000
070381000	Nadaburg Unified School District	84,353	202,912	30,954	318,219	\$21,142	\$14,847
070408000	Osborn Elementary District	172,490	450,525	53,388	676,403	\$57,224	\$64,306
070449000	Palo Verde Elementary District	26,010	69,900	0	95,910	\$22,707	\$6,558
070394000	Paloma School District	14,375	19,291	1,460	35,126	\$5,081	\$34,639
070269000	Paradise Valley Unified District	1,049,713	2,150,907	204,872	3,405,492	\$52,493	\$232,648
070492000	Pendergast Elementary District	1,271,550	1,519,259	156,481	2,947,290	\$649,095	\$161,041
070211000	Peoria Unified School District	779,724	3,053,217	412,290	4,245,231	\$858,288	\$331,832
070401000	Phoenix Elementary District	657,940	1,227,763	663	1,886,366	\$0	\$0
070510000	Phoenix Union High School District	990,041	2,846,275	190,692	4,027,008	\$15,056	\$391,791
070295000	Queen Creek Unified District	116,443	501,807	99,227	717,477	\$153,558	\$55,840
070402000	Riverside Elementary District	142,380	152,530	13,947	308,858	\$44,536	\$23,146
070466000	Roosevelt Elementary District	1,265,869	1,672,901	92,190	3,030,960	\$384,437	\$220,500
070290000	Saddle Mountain Unified School Distr	118,056	173,812	11,917	303,785	\$3,809	\$0
070248000	Scottsdale Unified District	735,577	1,795,458	1,034,261	3,565,296	\$183,758	\$191,241
070371000	Sentinel Elementary District	3,238	7,203	0	10,441	\$0	\$33,009
070403000	Tempe School District	616,305	1,636,998	211,997	2,465,300	\$393,144	\$164,176
070513000	Tempe Union High School District	101,041	328,818	573,763	1,003,622	\$0	\$37,719
070417000	Tolleson Elementary District	473,558	532,714	78,751	1,085,023	\$163,340	\$0

Food Service Program Information

MEALS SERVED

		Breakfasts	Lunches	A La Carte and Snacks	Totals	Value of Donated Commodities	Food Services Expenditures Funds 001 and 610
Maricopa County							
Districts							
070514000	Tolleson Union High School District	396,706	1,030,657	396,421	1,823,784	\$7,606	\$88,311
070462000	Union Elementary District	284,161	332,466	45,401	662,028	\$38,472	\$31,077
070406000	Washington Elementary School Distri	3,435,071	3,745,149	533,495	7,713,715	\$957,782	\$401,357
070209000	Wickenburg Unified District	54,624	142,104	41,136	237,864	\$31,425	\$15,959
070407000	Wilson Elementary District	151,511	6,003	27,706	185,220	\$25,548	\$24,568
	District Totals	30,771,630	62,868,483	11,541,205	105,181,318	\$11,830,637	\$6,907,264
Charters							
078604000	Academy Of Excellence, Inc.	8,233	11,949	0	20,182	\$0	\$1,111
078270000	Academy of Mathematics and Scienc	29,708	60,602	0	90,310	\$587	\$11,617
078701000	Acclaim Charter School	14,184	54,388	0	68,572	\$0	\$23,253
078793000	AIBT Non-Profit Charter High School	8,795	23,841	0	32,636	\$0	\$82,407
078967000	All Aboard Charter School	0	0	0	0	\$0	\$2,000
078989000	American Basic Schools LLC	85,778	94,498	0	180,276	\$0	\$169,017
078950000	American Charter Schools Foundatio	18,488	25,567	0	44,055	\$1,657	\$9,232
078947000	American Charter Schools Foundatio	5,260	15,220	0	20,480	\$4,883	\$19,613
078948000	American Charter Schools Foundatio	6,281	15,272	0	21,553	\$3,803	\$33,759
078951000	American Charter Schools Foundatio	8,418	37,758	0	46,176	\$10,795	\$18,656
078983000	American Charter Schools Foundatio	11,122	33,889	0	45,011	\$8,528	\$16,829
078517000	American Charter Schools Foundatio	21,014	50,797	0	71,811	\$9,106	\$19,229
078953000	American Charter Schools Foundatio	25,972	38,151	0	64,123	\$12,897	\$20,395
078956000	American Charter Schools Foundatio	8,502	41,020	0	49,522	\$4,773	\$15,252
078665000	Arizona Academy of Science And Te	4,723	8,547	0	13,270	\$0	\$8,249
078991000	Arizona Montessori Charter School at	0	9,795	0	9,795	\$0	\$5,470
078988000	Ball Charter Schools (Dobson)	9,251	34,514	18,347	62,112	\$0	\$23,270
078972000	Bell Canyon Charter School, Inc	15,774	38,545	6,676	60,995	\$12,810	\$32,513
078613000	Boys & Girls Clubs of the East Valley	8,348	26,798	0	35,146	\$5,210	\$4,468
078746000	Bradley Academy of Excellence, Inc.	44,106	67,259	0	111,365	\$16,277	\$8,460
078565000	CAFA, Inc. dba Learning Foundation	15,475	23,077	5,533	44,085	\$0	\$20,000
078564000	CAFA, Inc. dba Learning Foundation	15,475	23,077	5,533	44,085	\$0	\$90,000
098749000	CAFA, Inc. dba Learning Foundation	8,830	27,200	11,030	47,060	\$0	\$20,000
078909000	Calibre Academy	0	44,406	0	44,406	\$94,702	\$36,126
078959000	Camelback Education, Inc	62,398	68,965	27,958	159,321	\$0	\$70,000
078218000	CASA Academy	28,710	30,222	0	58,932	\$0	\$5,336
078772000	Challenge School, Inc.	7,628	33,071	0	40,699	\$751	\$28,000
078549000	Choice Academies, Inc.	1,879	41,584	6,290	49,753	\$12,750	\$106,861
078995000	Cholla Academy	22,265	55,065	24,829	102,159	\$0	\$107,056
078530000	Concordia Charter School, Inc.	11,160	19,558	0	30,718	\$4,292	\$6,082
078994000	Cornerstone Charter School, Inc	6,800	20,448	0	27,248	\$7,891	\$36,216
078975000	Cortez Park Charter Middle School, I	20,188	37,955	27	58,170	(\$1,790)	\$15,491
078253000	Create Academy	13,029	13,698	0	26,727	\$0	\$3,206
078544000	Daisy Education Corporation dba Par	0	12,112	0	12,112	\$0	\$2,957
078577000	Daisy Education Corporation dba. So	0	23,791	0	23,791	\$0	\$11,027
078621000	Desert Heights Charter Schools	0	42,068	0	42,068	\$0	\$19,810
078202000	EAGLE College Prep Harmony, LLC	16,376	36,989	0	53,365	\$0	\$2,752
078222000	EAGLE College Prep Maryvale, LLC	13,681	32,757	0	46,438	\$0	\$1,720
078223000	EAGLE College Prep Mesa, LLC.	10,896	23,041	0	33,937	\$0	\$3,290
078541000	EAGLE South Mountain Charter, Inc.	13,696	60,531	0	74,227	\$0	\$33,037
078509000	East Mesa Charter Elementary Scho	19,781	58,790	480	79,051	\$16,581	\$9,211
078971000	Edkey, Inc. - Arizona Conservatory fo	3,006	19,460	0	22,466	\$0	\$12,078

Food Service Program Information

MEALS SERVED

		Breakfasts	Lunches	A La Carte and Snacks	Totals	Value of Donated Commodities	Food Services Expenditures Funds 001 and 610
Maricopa County							
Charters							
078742000	Edkey, Inc. - Pathfinder Academy	2,786	39,062	0	41,848	\$0	\$29,854
078740000	Edkey, Inc. - Redwood Academy	7,525	29,971	0	37,496	\$0	\$2,197
078915000	Edkey, Inc. - Sequoia Charter School	31,875	111,508	0	143,383	\$0	\$124,474
078705000	Edkey, Inc. - Sequoia Choice School	2,945	12,983	0	15,928	\$0	\$648
078246000	Edkey, Inc. - Sequoia Pathway Acad	15,088	81,738	0	96,826	\$0	\$3,346
078744000	Edkey, Inc. - Sequoia School for the	1,830	7,150	0	8,980	\$0	\$0
078917000	Edkey, Inc. - Sequoia Village School	0	32,777	0	32,777	\$0	\$10,194
078717000	EduPreneurship, Inc.	5,673	10,144	0	15,817	\$0	\$851
078664000	Employ-Ability Unlimited, Inc.	0	22,935	0	22,935	\$0	\$0
078401000	Empower College Prep	0	0	0	0	\$0	\$25,138
078103000	Espiritu Community Development Co	79,887	78,381	0	158,268	\$0	\$27,618
078711000	Espiritu Community Development Co	57,799	56,612	0	114,411	\$0	\$19,999
078275000	Espiritu Schools	3,787	3,739	0	7,526	\$0	\$0
078254000	Ethos Academy - A Challenge Found	5,824	11,248	0	17,072	\$0	\$6,486
078901000	Excalibur Charter Schools, Inc.	46,070	47,003	10,080	103,153	\$0	\$53,592
078785000	Fit Kids, Inc. dba Champion Schools	132,769	141,373	24,367	298,509	\$18,098	\$42,028
078608000	Florence Crittenton Services of Arizo	6,411	17,176	0	23,587	\$29,708	\$0
078263000	Franklin Phonetic Primary School, In	0	5,537	4,496	10,033	\$16,474	\$0
078611000	Friendly House, Inc.	34,575	68,372	16,235	119,182	\$0	\$0
078585000	George Gervin Youth Center, Inc.	40,029	42,159	0	82,188	\$0	\$0
078594000	Happy Valley East	0	0	0	0	\$0	\$18,793
078998000	Happy Valley School, Inc.	0	41,388	0	41,388	\$0	\$28,546
078985000	Heritage Elementary School	209,555	255,646	25,962	491,163	\$0	\$32,458
078204000	Hirsch Academy A Challenge Founda	12,301	30,697	0	42,998	\$0	\$0
078535000	Imagine Avondale Elementary, Inc.	20,336	64,520	395	85,251	\$15,223	\$0
078553000	Imagine Avondale Middle, Inc.	3,381	18,093	13	21,487	\$0	\$0
078531000	Imagine Camelback Middle, Inc.	26,403	28,015	0	54,418	\$0	\$4,533
078519000	Imagine Charter Elementary at Came	71,671	75,527	0	147,198	\$0	\$11,292
078520000	Imagine Charter Elementary at Deser	59,648	127,967	37,187	224,802	\$0	\$496,479
078536000	Imagine Coolidge Elementary, Inc.	34,384	87,617	16,999	139,000	(\$13,331)	\$2,196
078532000	Imagine Desert West Middle, Inc.	17,871	49,468	137	67,476	\$0	\$171,519
078521000	Imagine Middle at East Mesa, Inc.	2,148	10,474	65	12,687	\$3,412	\$4,028
078522000	Imagine Middle at Surprise, Inc.	0	0	0	0	\$0	\$914
078547000	Imagine Prep Coolidge, Inc.	15,387	52,064	5,677	73,128	(\$10,946)	\$4,250
078538000	Imagine Prep Surprise, Inc.	3,758	12,383	3,828	19,969	\$0	\$1,620
078210000	Incito Schools	9,900	27,000	0	36,900	\$0	\$25,683
078751000	Integrity Education Incorporated	3,825	6,691	0	10,516	\$0	\$0
078240000	Kaizen Education Foundation dba Ad	7,256	9,126	0	16,382	\$3,438	\$27,630
078230000	Kaizen Education Foundation dba Dis	10,981	19,933	0	30,914	\$5,276	\$5,166
078718000	Kaizen Education Foundation dba El	16,577	36,136	0	52,713	\$4,352	\$22,546
078570000	Kaizen Education Foundation dba Gil	0	13,459	0	13,459	\$4,266	\$1,802
078580000	Kaizen Education Foundation dba Ha	0	31,037	0	31,037	\$0	\$26,223
078571000	Kaizen Education Foundation dba Lib	9,830	19,788	0	29,618	\$9,094	\$9,925
078949000	Kaizen Education Foundation dba Ma	22,613	37,657	0	60,270	\$4,423	\$25,126
078576000	Kaizen Education Foundation dba Mi	0	23,646	0	23,646	\$5,543	\$13,146
078999000	Kaizen Education Foundation dba So	38,518	39,833	0	78,351	\$13,217	\$41,522
078765000	Kaizen Education Foundation dba So	9,835	20,075	0	29,910	\$7,793	\$15,560
078952000	Kaizen Education Foundation dba Su	18,796	29,098	0	47,894	\$7,754	\$0
078954000	Kaizen Education Foundation dba Te	0	3,141	0	3,141	\$1,633	\$10,985
078567000	Kaizen Education Foundation dba Vis	28,798	46,055	0	74,853	\$13,617	\$22,307

Food Service Program Information

MEALS SERVED

		Breakfasts	Lunches	A La Carte and Snacks	Totals	Value of Donated Commodities	Food Services Expenditures Funds 001 and 610
Maricopa County							
Charters							
078946000	Kaizen Education Foundation dba Vis	3,928	9,444	0	13,372	\$4,773	\$0
078968000	LEAD Charter Schools	4,850	17,936	0	22,786	\$0	\$15,797
078685000	Legacy Schools	5,493	17,429	0	22,922	\$0	\$12,187
078784000	Liberty Traditional Charter School	49,482	69,627	20,762	139,871	\$0	\$3,204
078647000	Maricopa County Community College	0	19,459	0	19,459	\$0	\$1,847
078592000	Maryvale Preparatory Academy	12,791	44,973	1,213	58,977	\$0	\$0
078743000	MCCCD on behalf of Phoenix College	0	0	0	0	\$0	\$14,658
078976000	Midtown Primary School	11,956	18,425	17,692	48,073	\$0	\$14,706
078791000	Milestones Charter School	42,875	115,124	53,298	211,297	\$23,358	\$50,000
078556000	Morrison Education Group, Inc.	5,568	34,448	6,101	46,117	\$772	\$29,729
078771000	New Horizon School for the Performi	0	23,515	0	23,515	\$0	\$2,641
078760000	New World Educational Center	10,424	23,769	0	34,193	\$6,901	\$0
078930000	Noah Webster Schools - Mesa	27,232	77,678	0	104,910	\$16,992	\$63,325
078261000	Noah Webster Schools-Pima	25,329	41,286	0	66,615	\$0	\$24,309
078945000	North Star Charter School, Inc.	5,372	7,959	0	13,331	\$0	\$11,661
078907000	P.L.C. Charter Schools	49,790	166,922	13,107	229,819	\$33,487	\$15,318
078940000	Pan-American Elementary Charter	30,200	101,244	0	131,444	\$0	\$15,123
078912000	Paragon Management, Inc.	0	87,801	0	87,801	\$28,910	\$13,791
078905000	Paramount Education Studies Inc	0	34,663	4,935	39,598	\$0	\$32,217
078792000	Pathfinder Charter School Foundatio	87,478	95,909	117	183,504	(\$15,932)	\$13,087
078714000	Phoenix Advantage Charter School, I	32,282	60,591	5,534	98,407	\$0	\$31,933
078559000	Phoenix Collegiate Academy, Inc.	58,817	81,716	0	140,533	\$0	\$26,731
078716000	Phoenix Education Management, LL	33,090	111,936	393	145,419	\$27,646	\$16,508
078550000	Pioneer Preparatory School	27,342	82,125	0	109,467	\$0	\$0
078939000	Premier Charter High School	10,020	21,592	0	31,612	\$0	\$6
078560000	Research Based Education Corporati	13,102	16,793	2,258	32,153	\$5,674	\$43,731
078508000	Rosefield Charter Elementary School	12,473	47,280	0	59,753	\$0	\$142,035
078688000	Sage Academy, Inc.	26,193	23,772	7,332	57,297	\$0	\$125,196
078656000	Salt River Pima-Maricopa Communit	86,988	133,842	40,022	260,852	\$35,933	\$0
078256000	Self Development Academy-Phoenix	12,127	25,350	0	37,477	\$0	\$26,255
078914000	Skyline Schools, Inc.	176,960	177,740	18,289	372,989	\$20,807	\$147,662
078228000	Southwest Leadership Academy	0	0	0	0	\$0	\$77,584
078992000	StarShine Academy	10,651	29,032	6,824	46,507	\$0	\$27,429
078924000	Success School	20,887	92,469	23,453	136,809	\$0	\$23,000
078217000	SySTEM Schools	22,198	22,063	0	44,261	\$0	\$10,673
078551000	Teleos Preparatory Academy	9,127	22,995	0	32,122	\$0	\$0
078206000	The Paideia Academies, Inc	23,454	69,526	0	92,980	\$0	\$9,076
078757000	Victory High School, Inc.	1,900	2,070	0	3,970	\$0	\$0
078224000	Vista College Preparatory, Inc.	23,758	27,477	0	51,235	\$0	\$3,280
078935000	West Gilbert Charter Elementary Sch	0	32,699	1,074	33,773	\$0	\$22,208
078974000	West Gilbert Charter Middle School, I	0	5,963	231	6,194	\$0	\$2,003
078548000	West Valley Arts and Technology Ac	19,118	45,728	6,906	71,752	\$0	\$0
078221000	Western School of Science and Tech	10,499	46,575	0	57,074	\$0	\$0
Charter Totals		2,757,629	5,659,622	481,684	8,898,935	\$554,867	\$3,604,638
Maricopa County Totals		33,529,259	68,528,105	12,022,889	114,080,253	\$12,385,504	\$10,511,902

Food Service Program Information

MEALS SERVED

		Breakfasts	Lunches	A La Carte and Snacks	Totals	Value of Donated Commodities	Food Services Expenditures Funds 001 and 610
Mohave County							
Districts							
080415000	Bullhead City School District	302,103	376,317	46,470	724,890	\$178,308	\$0
080214000	Colorado City Unified District	0	54,427	1,213	55,640	\$0	\$10,689
080502000	Colorado River Union High School Di	18,741	105,847	43,200	167,788	\$35,825	\$14,102
080303000	Hackberry School District	3,687	4,763	0	8,450	\$6,224	\$22,684
080220000	Kingman Unified School District	250,387	676,452	27,688	954,527	\$42,116	\$74,873
080201000	Lake Havasu Unified District	179,964	465,242	67,149	712,355	\$155,067	\$55,000
080209000	Littlefield Unified District	26,018	46,907	5,581	78,506	\$0	\$0
080416000	Mohave Valley Elementary District	71,180	187,606	9,083	267,869	\$30,036	\$18,000
080306000	Owens School District No.6	2,359	2,422	25	4,806	\$1,071	\$43,075
080208000	Peach Springs Unified District	23,997	23,997	0	47,994	\$1,134	\$4,000
080412000	Topock Elementary District	11,779	17,617	1,251	30,647	\$4,660	\$0
080313000	Yucca Elementary District	2,371	3,271	0	5,642	\$3,322	\$25,975
	District Totals	892,586	1,964,868	201,660	3,059,114	\$457,763	\$268,399
Charters							
088758000	Mohave Accelerated Learning Center	19,519	88,195	25,784	133,498	\$22,011	\$294,050
088702000	Telesis Center for Learning, Inc.	13,840	56,881	7,397	78,118	\$0	\$161,745
	Charter Totals	33,359	145,076	33,181	211,616	\$22,011	\$455,795
	Mohave County Totals	925,945	2,109,944	234,841	3,270,730	\$479,774	\$724,194

Navajo County

Districts							
090232000	Blue Ridge Unified School District No	46,778	154,472	0	201,250	\$0	\$41,425
090225000	Cedar Unified District	16,365	17,085	1,030	34,480	\$705	\$0
090206000	Heber-Overgaard Unified District	12,988	28,744	1,427	43,159	\$16,546	\$5,937
090203000	Holbrook Unified District	124,152	248,550	9,555	382,257	\$76,155	\$0
090202000	Joseph City Unified District	11,785	28,573	1,103	41,461	\$25,709	\$65,899
090227000	Kayenta Unified School District # 27	127,887	250,012	14,946	392,845	\$167,342	\$182,737
090204000	Pinon Unified District	89,126	188,242	24,380	301,748	\$0	\$0
090210000	Show Low Unified District	77,966	198,477	17,843	294,286	\$7,491	\$0
090205000	Snowflake Unified District	38,596	136,738	10,495	185,829	\$167,063	\$19,963
090220000	Whiteriver Unified District	252,235	353,047	24,727	630,009	\$202,180	\$40,000
090201000	Winslow Unified District	143,475	318,343	4,081	465,899	\$0	\$28,820
	District Totals	941,353	1,922,283	109,588	2,973,224	\$663,190	\$384,781
Charters							
098745000	Career Development, Inc.	2,046	3,565	0	5,611	\$0	\$23,286
098750000	Founding Fathers Academies, Inc	0	10,327	0	10,327	\$0	\$21,928
	Charter Totals	2,046	13,892	0	15,938	\$0	\$45,214
	Navajo County Totals	943,399	1,936,175	109,588	2,989,162	\$663,190	\$429,995

Food Service Program Information

MEALS SERVED

		Breakfasts	Lunches	A La Carte and Snacks	Totals	Value of Donated Commodities	Food Services Expenditures Funds 001 and 610
Pima County							
Districts							
100215000	Ajo Unified District	18,545	49,102	0	67,647	\$29,020	\$0
100351000	Altar Valley Elementary District	73,359	108,928	14,803	197,090	\$0	\$9,571
100210000	Amphitheater Unified District	749,537	1,145,738	253,301	2,148,576	\$280,658	\$139,241
100240000	Baboquivari Unified School District #	92,678	168,411	15,593	276,682	\$21,927	\$24,466
100216000	Catalina Foothills Unified District	23,235	222,775	68,869	314,879	\$107,531	\$25,637
100339000	Continental Elementary District	10,707	47,125	7,179	65,011	\$0	\$41,302
100208000	Flowing Wells Unified District	226,149	644,371	195,379	1,065,899	\$271,597	\$72,992
100206000	Marana Unified District	804,437	1,015,658	208,111	2,028,206	\$3,115	\$128,971
100230000	Sahuarita Unified District	126,831	512,648	168,855	808,334	\$93,262	\$195,758
100212000	Sunnyside Unified District	1,664,444	1,898,420	226,497	3,789,361	\$0	\$0
100213000	Tanque Verde Unified District	22,554	130,906	29,919	183,379	\$0	\$0
100201000	Tucson Unified District	1,609,060	5,103,397	557,286	7,269,743	\$1,794,037	\$474,333
100220000	Vail Unified District	142,423	845,431	73,123	1,060,977	\$141,341	\$87,782
	District Totals	5,563,959	11,892,910	1,818,914	19,275,783	\$2,742,488	\$1,200,054

Charters							
078242000	Academy of Mathematics and Scienc	0	43,945	0	43,945	\$3,202	\$11,999
108713000	Academy of Mathematics and Scienc	0	48,486	0	48,486	\$9,429	\$9,385
108794000	American Charter Schools Foundatio	22,532	58,689	0	81,221	\$12,130	\$18,998
108785000	Aprender Tucson	5,087	35,162	7,388	47,637	\$0	\$0
108709000	Arizona Community Development Co	76,375	182,083	181,721	440,179	\$0	\$16,863
108720000	CITY Center for Collaborative Learnin	3,021	10,597	1,812	15,430	\$0	\$11,880
108909000	Collaborative Pathways, Inc.	3,598	10,356	0	13,954	\$0	\$1,663
108505000	CPLC Community Schools dba Hiaki	0	8,606	2,864	11,470	\$0	\$1,029
108793000	CPLC Community Schools dba Tolte	0	12,084	0	12,084	\$0	\$0
108666000	Daisy Education Corporation dba Son	0	46,166	0	46,166	\$0	\$3,283
108502000	Daisy Education Corporation dba Son	0	35,187	0	35,187	\$0	\$1,594
108504000	Daisy Education Corporation dba. So	0	11,402	0	11,402	\$0	\$4,263
108506000	Ed Ahead	6,608	12,044	0	18,652	\$0	\$2,729
108717000	Educational Impact, Inc.	0	16,777	0	16,777	\$0	\$4,982
108789000	Griffin Foundation, Inc. The	19,264	43,807	3,344	66,415	(\$7,914)	\$20,829
108726000	Ha:san Educational Services	2,455	7,283	0	9,738	\$30,861	\$23,387
108735000	Institute for Transformative Education	3,721	6,770	0	10,491	\$0	\$2,350
108706000	Kaizen Education Foundation dba Sk	6,278	11,612	0	17,890	\$0	\$13,867
108708000	Lifelong Learning Research Institute,	1,283	7,637	1,733	10,653	\$0	\$408
108798000	Math and Science Success Academy	0	47,632	0	47,632	\$8,749	\$22,957
108707000	Nosotros, Inc	18,616	27,376	0	45,992	\$0	\$37,220
108507000	Pima Prevention Partnership	5,092	15,690	1,046	21,828	\$0	\$11,558
108799000	Pima Prevention Partnership dba Pim	5,992	12,869	2,021	20,882	\$0	\$2,194
108711000	Pima Prevention Partnership dba Pim	7,289	27,850	1,532	36,671	\$0	\$6,753
108744000	Portable Practical Educational Prepar	21,799	72,897	0	94,696	\$0	\$0
108778000	Presidio School	11,081	36,916	0	47,997	\$6,386	\$22,952
108403000	Rising Schools, Inc.	0	7,001	0	7,001	\$0	\$7,788
108719000	Satori, Inc.	2,447	11,431	0	13,878	\$10,093	\$0
108503000	Sonoran Science Academy - Broadw	0	28,111	0	28,111	\$0	\$413
108772000	Southern Arizona Community Acade	3,201	6,672	0	9,873	\$3,409	\$48,299
108779000	Southgate Academy, Inc.	126,386	152,779	5,693	284,857	\$0	\$171,000
108227000	StrengthBuilding Partners	3,515	7,359	0	10,874	\$0	\$5,368
108722000	The Charter Foundation, Inc.	0	25,966	0	25,966	\$0	\$17,900
108714000	Tucson International Academy, Inc.	43,915	69,312	0	113,227	\$0	\$35,222

Food Service Program Information

MEALS SERVED

		Breakfasts	Lunches	A La Carte and Snacks	Totals	Value of Donated Commodities	Food Services Expenditures Funds 001 and 610
Pima County							
Charters							
108660000	Tucson Youth Development/ACE Ch	7,180	25,395	0	32,575	\$0	\$0
	Charter Totals	406,735	1,183,949	209,154	1,799,837	\$76,345	\$539,134
	Pima County Totals	5,970,694	13,076,859	2,028,069	21,075,621	\$2,818,833	\$1,739,188

Pinal County

Districts							
110243000	Apache Junction Unified District	139,218	385,430	30,540	555,188	\$19,577	\$35,000
110404000	Casa Grande Elementary District	373,219	960,710	84,433	1,418,362	\$75,255	\$101,062
110502000	Casa Grande Union High School Dist	81,496	253,214	130,691	465,401	\$81,569	\$30,099
110221000	Coolidge Unified District	97,565	285,036	5,881	388,482	\$9,262	\$193,697
110411000	Eloy Elementary District	125,718	121,136	9,090	255,944	\$0	\$23,098
110201000	Florence Unified School District	262,021	12,637	20,677	295,335	\$184,488	\$90,000
110244000	J O Combs Unified School District	93,829	352,759	75,179	521,767	\$0	\$68,790
110208000	Mammoth-San Manuel Unified Distric	39,443	98,075	5,502	143,020	\$52,343	\$22,239
110220000	Maricopa Unified School District	356,391	680,336	68,784	1,105,511	\$142,760	\$97,563
110100000	Mary C O'Brien Accommodation Distr	21,030	31,169	0	52,199	\$11,248	\$88,177
110302000	Oracle Elementary District	18,199	55,410	4,597	78,206	\$21,229	\$4,896
110433000	Picacho Elementary District	20,787	28,652	0	49,439	\$12,392	\$15,881
110203000	Ray Unified District	12,259	33,740	7,758	53,757	\$21,983	\$6,905
110405000	Red Rock Elementary District	36,187	73,446	0	109,633	\$0	\$27,816
110418000	Sacaton Elementary District	74,326	86,522	7,571	168,419	\$8,212	\$0
110540000	Santa Cruz Valley Union High School	24,187	47,111	7,413	78,711	\$18,914	\$83,413
110424000	Stanfield Elementary District	56,741	91,644	7,252	155,637	\$0	\$1,118
110215000	Superior Unified School District	26,257	51,834	0	78,091	\$8,085	\$5,744
110422000	Toltec School District	121,032	133,824	0	254,856	\$269,823	\$34,713
	District Totals	1,979,905	3,782,685	465,368	6,227,958	\$937,140	\$930,210
Charters							
118703000	American Charter Schools Foundatio	3,102	11,458	0	14,560	\$5,202	\$16,649
078101000	LEAD Charter Schools dba Leading	0	16,663	0	16,663	\$0	\$877
118708000	Leading Edge Academy Maricopa	47,364	26,146	0	73,510	\$0	\$33,932
	Charter Totals	50,466	54,267	0	104,733	\$5,202	\$51,458
	Pinal County Totals	2,030,371	3,836,952	465,368	6,332,691	\$942,342	\$981,668

Food Service Program Information

MEALS SERVED

		Breakfasts	Lunches	A La Carte and Snacks	Totals	Value of Donated Commodities	Food Services Expenditures Funds 001 and 610
Santa Cruz County							
Districts							
120201000	Nogales Unified District	463,417	699,041	91,145	1,253,603	\$282,005	\$151,903
120406000	Patagonia Elementary District	0	0	0	0	\$0	\$8,500
120520000	Patagonia Union High School District	14,289	21,426	0	35,715	\$7,993	\$8,963
120328000	Santa Cruz Elementary District	20,929	28,141	0	49,070	\$53,775	\$22,560
120235000	Santa Cruz Valley Unified District	176,442	438,309	36,921	651,672	\$81,779	\$37,057
120425000	Sonoita Elementary District	3,407	10,837	0	14,244	\$0	\$39,114
	District Totals	678,484	1,197,754	128,066	2,004,304	\$425,552	\$268,097
Charters							
128703000	Mexicayotl Academy, Inc.	14,737	33,669	11,381	59,787	\$0	\$30,030
	Charter Totals	14,737	33,669	11,381	59,787	\$0	\$30,030
Santa Cruz County Totals		693,221	1,231,423	139,447	2,064,091	\$425,552	\$298,127

Yavapai County

Districts							
130231000	Ash Fork Joint Unified District	15,004	26,918	15,482	57,404	\$936	\$67,754
130220000	Bagdad Unified District	0	33,557	368	33,925	\$0	\$15,371
130326000	Beaver Creek Elementary District	0	0	0	0	\$11,912	\$14,669
130228000	Camp Verde Unified District	42,042	107,215	41,226	190,483	\$33,318	\$13,000
130350000	Canon Elementary District	11,969	17,887	0	29,856	\$4,029	\$38,480
130251000	Chino Valley Unified District	280,481	226,545	54,980	562,006	\$61,210	\$45,715
130403000	Clarkdale-Jerome Elementary District	13,056	47,989	2,382	63,427	\$16,213	\$6,437
130317000	Congress Elementary District	9,350	15,801	1,929	27,080	\$1,113	\$15,824
130406000	Cottonwood-Oak Creek Elementary	77,722	243,460	21,814	342,996	\$87,498	\$32,457
130222000	Humboldt Unified District	206,350	615,150	43,607	865,107	\$135,123	\$57,940
130323000	Kirkland Elementary District	2,664	8,589	0	11,253	\$5,806	\$19,896
130243000	Mayer Unified School District	35,790	63,350	7,548	106,688	\$23,538	\$5,999
130504000	Mingus Union High School District	18,588	65,081	3,963	87,632	\$33,948	\$7,162
130201000	Prescott Unified District	91,923	278,466	39,123	409,512	\$14,036	\$35,441
130209000	Sedona-Oak Creek JUSD #9	39,676	58,724	12,610	111,010	\$27,144	\$132,233
130240000	Seligman Unified District	7,933	15,654	1,259	24,846	\$11,741	\$26,009
130315000	Skull Valley Elementary District	0	2,427	0	2,427	\$2,543	\$30,085
130352000	Yarnell Elementary District	2,489	4,056	0	6,545	\$4,693	\$30,480
	District Totals	855,037	1,830,869	246,291	2,932,197	\$474,802	\$594,952
Charters							
138760000	Acorn Montessori Charter School	37,689	54,059	0	91,748	\$12,194	\$44,538
138705000	Edkey, Inc. - Sequoia Ranch School	26,367	30,686	0	57,053	\$0	\$17,619
138751000	Franklin Phonetic Primary School, In	56	28,868	29,945	58,869	\$108,506	\$0
138712000	Mingus Springs Charter School	2,984	13,522	0	16,506	\$18,695	\$12,598
138755000	Park View School, Inc.	0	16,134	0	16,134	\$0	\$78,810
078516000	Prescott Valley Charter School	19,855	29,924	6,694	56,473	\$0	\$12,000
	Charter Totals	86,951	173,193	36,639	296,783	\$139,395	\$165,565
Yavapai County Totals		941,988	2,004,062	282,930	3,228,980	\$614,197	\$760,517

Food Service Program Information

MEALS SERVED

		Breakfasts	Lunches	A La Carte and Snacks	Totals	Value of Donated Commodities	Food Services Expenditures Funds 001 and 610
Yuma County							
Districts							
140550000	Antelope Union High School District	13,003	33,563	1,052	47,618	\$11,675	(\$35,299)
140413000	Crane Elementary District	344,264	1,021,525	62,788	1,428,577	\$161,050	\$121,066
140432000	Gadsden Elementary District	566,489	899,603	63,390	1,529,482	\$206,432	\$100,060
140416000	Hyder Elementary District	17,282	18,439	0	35,721	\$627	\$37,021
140417000	Mohawk Valley Elementary District	10,800	26,242	0	37,042	\$13,899	\$13,452
140411000	Somerton Elementary District	223,096	496,235	27,602	746,933	\$82,367	\$42,303
140424000	Wellton Elementary District	15,898	37,325	1,167	54,390	\$1,842	\$0
140401000	Yuma Elementary District	755,615	1,393,090	149,003	2,297,708	\$0	\$0
140570000	Yuma Union High School District	1,163,428	1,278,224	146,494	2,588,146	\$90,301	\$161,443
District Totals		3,109,875	5,204,246	451,496	8,765,617	\$568,194	\$440,046
Charters							
148757000	Az-Tec High School	3,754	9,178	0	12,932	\$0	\$15,590
148760000	Harvest Power Community Developm	97,949	236,760	8,634	343,343	\$0	\$100,000
148759000	Juniper Tree Academy	0	42,446	0	42,446	\$0	\$6,982
148758000	Yuma Private Industry Council, Inc.	7,837	10,767	0	18,604	\$0	\$41,047
Charter Totals		109,540	299,151	8,634	417,325	\$0	\$163,619
Yuma County Totals		3,219,415	5,503,397	460,130	9,182,942	\$568,194	\$603,665
State Totals		51,190,018	104,756,568	16,662,661	172,609,246	\$19,977,677	\$18,413,714

Arizona School Districts State Summary of Financial Data

Finances by Fund	July 1, 2015 Balance	Revenues	Transfers	Expenditures		June 30, 2016 Balance
				Budget	Actual	
Maintenance & Operations (M&O)	\$262,450,404	\$5,545,220,793	(\$11,553,808)	\$5,702,778,620	\$5,374,427,598	\$421,689,791
Clstrm St-CSF & Ins Imp Funds-IIF	\$214,494,024	\$406,161,073	\$0	\$630,611,583	\$380,587,552	\$240,067,545
Unrestricted Capital Outlay	\$356,698,117	\$255,921,742	\$28,607,814	\$658,698,784	\$248,338,584	\$392,889,089
Emergency Deficiencies Correction	\$53,561	\$380,341	\$0	\$1,121,992	\$348,160	\$85,742
Building Renewal	(\$277,496)	\$23,591,556	\$1,866	\$0	\$23,651,648	(\$335,722)
New School Facilities	\$5,415,788	\$322,196	\$0	\$0	\$361,214	\$5,376,770
Adjacent Ways	\$49,591,908	\$29,194,163	(\$2,340)	\$71,845,885	\$29,284,214	\$49,499,517
Debt Service	\$267,207,221	\$887,266,863	\$2,368,573	\$686,804,679	\$909,045,738	\$247,796,919
School Plant	\$70,020,517	\$18,907,085	\$258,890	\$33,579,439	\$11,795,228	\$77,391,264
Federal Projects	\$255,106,306	\$832,500,563	(\$43,086,868)	\$1,043,434,252	\$765,780,208	\$278,739,793
State Projects	\$9,336,511	\$30,775,510	\$0	\$45,294,023	\$33,231,663	\$6,880,358
Food Services	\$99,756,570	\$445,691,643	(\$20,232,832)	\$461,816,899	\$419,158,407	\$106,056,975
Other	\$383,042,662	\$355,645,823	\$12,223,646	\$528,656,872	\$352,581,752	\$398,330,379
Total	\$1,972,896,093	\$8,831,579,351	(\$31,415,059)	\$9,864,643,028	\$8,548,591,965	\$2,224,468,420
Bond Building	\$636,287,166	\$491,022,357	\$155,148	\$751,371,176	\$516,303,368	\$611,161,303
Fiduciary & Internal Service Funds	\$258,174,504	\$341,679,535	(\$1,772,927)	\$397,405,076	\$340,325,118	\$257,755,994
Indirect Costs	\$91,706,414	\$843,045	\$40,501,824	\$83,696,516	\$48,819,222	\$84,232,061

Revenues Received By Source	Local	County	State	Federal	Total Rev
Maintenance & Operations (M&O)	\$2,340,116,780	\$281,347,566	\$2,923,657,455	\$98,992	\$5,545,220,793
Unrestricted Capital Outlay	\$169,753,865	\$4,702,607	\$81,465,269	\$0	\$255,921,742
Classroom Site & Ins Improv Funds-CSF & IIF	\$1,097,635	\$0	\$405,063,438	\$0	\$406,161,073
School Facilities	\$0	\$0	\$24,294,093	\$0	\$24,294,093
Adjacent Ways	\$29,194,163	\$0	\$0	\$0	\$29,194,163
Debt Service	\$883,565,009	\$0	\$0	\$3,701,854	\$887,266,863
Other: See Definitions for Description	\$456,845,434	\$0	\$33,789,771	\$1,192,885,419	\$1,683,520,624
Total By Source	\$3,880,572,886	\$286,050,173	\$3,468,270,027	\$1,196,686,265	\$8,831,579,351
Percentage Of Total Revenues	43.94%	3.24%	39.27%	13.55%	100.00%

Special Education Expenditures	Budget	Actual
Autism	\$81,990,393	\$78,074,962
Emotional Disability	\$72,050,607	\$70,830,793
Hearing Impairments	\$16,489,982	\$14,708,126
Other Health Impairments	\$25,468,074	\$20,881,800
Specific Learning Disability	\$236,285,505	\$217,425,016
Mild, Moderate, or Severe ID*	\$107,173,181	\$102,760,891
Multiple Disabilities	\$33,986,813	\$31,579,712
Multiple Disabilities with SSI **	\$15,584,048	\$15,135,316
Orthopedic Impairment	\$24,462,355	\$22,742,579
Preschool Severe Delay	\$23,086,487	\$23,503,618
Developmental Delay	\$38,735,396	\$50,196,296
Speech/Language Impairment	\$121,687,250	\$119,151,931
Traumatic Brain Injury	\$3,436,490	\$2,222,031
Visual Impairment	\$11,056,784	\$10,469,675
Subtotal	\$811,493,365	\$779,682,746
Gifted	\$39,959,158	\$38,662,473
ELL Prog (Inc. Costs/Comp. Ins.)	\$22,836,346	\$23,762,904
Remedial Education	\$1,719,648	\$1,182,407
Vocational Tech Ed	\$149,749,966	\$138,021,785
Career Education	\$3,108,378	\$2,514,084
Total	\$1,028,866,862	\$983,826,399

* Intellectual Disability; ** Severe Sensory Impairment

Miscellaneous Data as of 6/30/2016	
Bonds Outstanding	\$4,740,215,038
Land & Improvements	\$2,072,045,909
Building & Improvements	\$16,283,000,961
Furniture, Equip, Vehicles	\$1,967,558,813
Construction in Progress	\$252,512,394

Fall 2015 Enrollment	951,380	Number of Schools	1,745
-----------------------------	---------	--------------------------	-------

Gifted Program Duplicated Counts							
KG	1	2	3	4	5	6	7
798	2,002	4,220	6,310	7,759	8,430	9,044	9,790
8	K-8	9	10	11	12	9-12	K-12
9,987	58,340	7,339	9,149	9,745	9,122	35,355	93,695

Gifted Program Actual Expenditures		Tax Rates	Valuation
Primary	\$27,804,718	3.3783	\$112,896,080,636
Secondary	\$17,025,696	0.9149	\$111,126,868,951
S.R.P. and/or GPLET			\$2,704,875,650

Avg Daily Membership	Total Resident	Attending Resident	Other Attending	Total Attending
13-14 Elem	592,963.612	591,807.472	30,460.051	622,267.523
13-14 HS	297,486.539	294,876.748	8,136.942	303,013.690
13-14 Total	890,450.151	886,684.220	38,596.993	925,281.213
14-15 Elem	618,493.160	617,401.227	4,634.673	622,035.900
14-15 HS	302,621.636	299,776.961	7,377.980	307,154.941
14-15 Total	921,114.796	917,178.188	12,012.653	929,190.841
15-16 Elem	612,328.550	611,099.765	5,027.713	616,127.480
15-16 HS	305,962.817	303,188.191	7,558.175	310,646.366
15-16 Total	918,291.367	914,287.956	12,585.888	926,773.846

Certified Staff	Certified FTE	Students Per Staff	Classified Staff	Classified FTE	Students Per Staff
Admins	3,225.07	295.00	Managers	3,197.83	297.51
Teachers	47,864.56	19.88	Teacher Aides	14,131.23	67.32
Others	4,764.92	199.66	Others	29,976.47	31.74
Subtotal	55,854.55	17.03	Subtotal	47,305.53	20.11
Total FTE	103,160.08		Total Students Per Staff		9.22

Year End Teacher FTE	49,259.80
Year End Teacher Salaries	\$2,312,544,584
Superintendent's Salary	\$23,622,810

...

Arizona Charter Schools State Summary of Financial Data

Finances by Project	Revenues	Expenditures	
		Budget	Actual
General Projects	\$1,290,264,377	\$1,161,999,774	\$1,172,760,103
Federal Projects	\$76,207,265	\$81,881,583	\$76,249,242
State Projects	\$1,205,822	\$1,172,136	\$1,229,395
Classroom Site & Instruction Improvement Projects	\$78,263,539	\$73,444,466	\$74,466,281
Schoolwide Project Total	\$1,445,941,003	\$1,318,497,959	\$1,324,705,021

Revenues Received By Source	Local	Intermediate	State	Federal	Total Rev
Schoolwide Project	\$114,296,970	\$1,244,486	\$1,225,133,991	\$105,265,556	\$1,445,941,003
Percentage Of Total Revenues	7.90%	0.09%	84.73%	7.28%	100.00%

Special Education Expenditures	Budget	Actual
Autism	\$8,063,679	\$9,995,580
Emotional Disability	\$6,096,830	\$6,882,592
Hearing Impairments	\$1,811,706	\$1,662,867
Other Health Impairments	\$3,438,694	\$3,586,875
Specific Learning Disability	\$19,215,201	\$20,530,607
Mild, Moderate, or Severe ID*	\$4,503,139	\$4,211,415
Multiple Disabilities	\$2,364,838	\$2,708,632
Multiple Disabilities with SSI **	\$133,845	\$170,444
Orthopedic Impairment	\$436,052	\$941,258
Speech/Language Impairment	\$13,074,038	\$12,605,703
Traumatic Brain Injury	\$116,700	\$178,925
Visual Impairment	\$624,905	\$433,245
Developmental Delay	\$1,503,957	\$1,877,040
Subtotal	\$61,383,584	\$65,785,183
Gifted	\$210,884	\$728,448
ELL Prog (Inc. Costs/Comp. Ins.)	\$462,248	\$429,540
Remedial Education	\$186,821	\$211,127
Vocational Tech Ed	\$0	\$0
Career Education	\$10,500	\$8,709
Total	\$62,254,037	\$67,163,007

* Intellectual Disability; ** Severe Sensory Impairment

Gifted Program Duplicated Counts								Gifted Program Actual Expenditures	
KG	1	2	3	4	5	6	7		
0	45	52	123	128	154	133	115	K-8	\$646,228
8	K-8	9	10	11	12	9-12	K-12	9-12	\$59,799
80	830	5	12	4	12	33	863		

Miscellaneous Data as of 6/30/2016	
Land & Land Improvements	\$306,251,717
Site Improvements	\$14,180,366
Buildings & Building Improvements	\$962,620,304
Equipment	\$154,924,050
Construction in Progress	\$42,855,057

Average Daily Membership	Total Attending
2013-2014 Elementary	105,025.514
2013-2014 High School	42,144.593
2013-2014 Total	147,170.107
2014-2015 Elementary	112,239.100
2014-2015 High School	43,778.818
2014-2015 Total	156,017.918
2015-2016 Elementary	118,323.413
2015-2016 High School	46,027.981
2015-2016 Total	164,351.394

Fall 2015 Enrollment	176,319	Number of Schools	533
----------------------	---------	-------------------	-----

Year End Teacher FTE	8,562.00
Year End Teacher Salaries	\$262,238,352

See data definitions beginning on Section 2 Page 1 of Volume II

Per Pupil Expenditure Amounts - Definitions

Sections I through IV

Current expenditures by type of expenditure and total expenditures by fund for each school district and charter school were reported to the Arizona Department of Education on each district's or charter school's Annual Financial Report (AFR). District Sponsored Charter School (DSCS) expenditure data is included with the sponsoring district in both the district level where applicable. Charter schools which closed and did not submit an AFR are listed on Section II, page 5 of Volume II, and are excluded from these sections.

Please note that information on the Annual Financial Report (AFR) is not audited at this time. The current expenditure figures and the expenditures by fund or project are reported separately on the AFR. Differences between current expenditures and total expenditures are due to definitional differences or differences in how various districts and charters account for expenditures. Current expenditures are a subset of total expenditures, pursuant to A.R.S. §15-746 (A) (4).

The following pages present data on total and per pupil expenditures for school districts and for charters at the district and charter holder level (Sections I & III and II & IV, respectively). Two different types of expenditures are listed: current expenditures by type of expenditure and total expenditures by fund or project.

- **Current Expenditures By District Type and Charter Schools**

This summary page lists the various types of districts and charter schools. The table provides the attending Average Daily Membership (ADM)¹ for each, and lists the total dollars expended by type of expenditure. The per student amounts were calculated by dividing the reported expenditure figures by the resident attending plus non-resident attending average membership for the district or charter school as reported to the Arizona Department of Education.

- **Current Expenditures for District and Charter Holder (Sections I & II):**

Expenditures by type are summarized for each district and charter from all funds or projects for elementary and secondary education to include Maintenance & Operations (M&O), Classroom Site Fund (CSF), Instructional Improvement Fund (IIF), most federal and state projects, etc.. Excluded are expenditures for land and land improvements, buildings and building improvements, furniture, equipment, and vehicles. Also excluded are Internal Service Fund operations, Community School Fund operations, debt retirement, student activities, and nonpublic school programs (e.g., adult/continuing education, community college education, community services, and day care centers). Total reported expenditures, by category, are divided by total attending ADM. Current expenditures are reported under the following categories:

¹ Resident ADM plus the Total Attending Non-Resident ADM (all students residing in the district regardless of where they attend)

Per Pupil Expenditure Amounts - Definitions

Sections I through IV

A. Classroom Instruction:

Regular and Special Education Expenditures related to activities dealing directly with the interaction between teachers and students, **excluding** classroom supplies.

B. Classroom Supplies:

All supply and textbook expenditures related to regular and special education classroom instruction, **excluding** library books and supplies.

C. Administration:

All expenditures pertaining to administering policy for the operation of the district or charter, the business operations of the district or charter, school level administration and all other central support services.

D. Support Services - Students:

Expenditures for services such as social work, guidance, health, psychological, speech, audiology, and other therapies.

E. Other Support Services and Operations:

Expenditures for instructional staff support, media services, and non-instructional services such as food services, plant and maintenance support, transportation and community services operations.

- Expenditures by Fund for School Districts (Section III):

A. Maintenance & Operations, Classroom Site Fund, and Instructional Improvement Fund Expenditures:

1. Fund 001 – Maintenance & Operations:(M&O)

Fund designated for administration, instruction, instruction support, and operations expenditures for regular education programs, special education programs, pupil transportation, desegregation, overrides, K3 reading program, and drop-out prevention. For districts which have sponsored charter schools, this fund data includes payments to the sponsored charter schools and expenditures made on behalf of the sponsored charter schools.

2. Fund 010 - Classroom Site Fund (CSF):

Expenditures resulting from the passage of Proposition 301 in November, 2000 (6/10th % sales tax revenues). These funds may be expended on three purposes outlined in A.R.S. §15-977: teacher base pay increases, teacher performance pay, and specified maintenance and operations purposes: class size reduction, teacher compensation increases, teacher development, and dropout prevention programs.

3. Fund 020 - Instructional Improvement Fund (IIF):

Expenditures of revenues generated by Tribal Gaming compacts with the State of Arizona with the passage of Proposition 201, passed by Arizona voters on November 5, 2002. These funds may be expended pursuant to A.R.S. §15-979,

Per Pupil Expenditure Amounts - Definitions

Sections I through IV

teacher compensation increases, class size reduction, dropout prevention programs, and reading programs students in kindergarten through third grade.

B. Capital Expenditures: Sum of Expenditures from the Unrestricted Capital Outlay.

1. Fund 610 - Unrestricted Capital Outlay:

Capital expenditures for acquisitions by purchase, lease-purchase, lease or long-term lease of capital items that include furniture and equipment, vehicles, land, buildings, and improvements

C. Facilities Expenditures:

2. Fund 686 – Emergency Deficiencies Correction:

Capital expenditures from monies received from the School Facilities Board directed at correcting emergency deficiencies such as square footage and quality deficiencies (A.R.S. §15-2011 and A.R.S. §15-2022).

3. Fund 691 - Building Renewal Grant

Accounts for building renewal grant monies that districts may request from the School Facilities Board. These monies may be used for major renovations and repairs to buildings, upgrading systems and areas that will maintain or extend buildings' useful lives, and infrastructure costs. These monies may not be used for new construction; remodeling interior space for aesthetic or preferential reasons; exterior beautification; demolition; routine preventative maintenance; or any project in a building, or part of a building, that is being leased to another entity, including a charter school sponsored by a school district pursuant to A.R.S. §15-183. (A.R.S. §15-2032)

4. Fund 695 - New School Facilities:

Accounts for monies received from the School Facilities Board to be used for constructing new school facilities and purchasing land for new school sites. Any surplus monies received from the School Facilities Board may be used only for capital purposes for the project up to 1 year after completion of the project. Any surplus monies remaining after 1 year must be returned to the School Facilities Board. (A.R.S. §15-2041).

5. Fund 620 – Adjacent Ways:

Expenditures related to the improvement of public streets, alleys, and sidewalks that are adjacent to school property (A.R.S. §15-995).

6. Funds 700 & 720 - Debt Service:

Payments of interest and principal on general obligation debt.

D. State and Federal Project Expenditures:

1. Funds 100 through 399 – Federal Projects:

Expenditures from federally funded projects such as Title I, Impact Aid, and IDEA.

Per Pupil Expenditure Amounts - Definitions

Sections I through IV

2. Funds 400 through 499-State Projects:
Expenditures from state funded projects such as Early Childhood Block Grant and Gifted Education.

E. Other Expenditures – Sum of Expenditures from the Following Funds:

1. Fund 510 - Food Services:
Expenditures related to food services. The receipts from the sale of meals have NOT been subtracted to produce a net food service cost.
2. Funds 500, 505, 506 & 640 - School Plant:
Expenditures made for maintenance and operations or capital items from proceeds from sale and lease of district property.
3. Other Funds:
This includes expenditures from miscellaneous funds such as Student Activities, Community Services, Tax Credit, Gifts and Donations.

- Expenditures by Project for Charter Schools (Section IV):

Charter Schools are not required to distinguish expenditures for capital from those expenditures made for maintenance and operations purposes. Expenditures for charter schools are reported as General Project expenditures, Classroom Site Project (CSP) and Instructional Improvement Project (IIP) expenditures, and state and federal project expenditures, are reported on the charter school's Annual Financial Report (AFR).

A. General Projects:

Project 1000 - Includes all regular education and special education expenditures from state equalization revenues to include salaries, employee benefits, purchased services, textbooks, library books, transportation and supplies.

B. Classroom Site Project & Instructional Improvement Project:

1. Project 1010 – Classroom Site Project (CSP):

Expenditures resulting from the passage of Proposition 301 in November, 2000 (6/10th % sales tax revenues). These funds may be expended on three purposes outlined in A.R.S. §15-977: teacher base pay increases, teacher performance pay, and specified maintenance and operations purposes: class size reduction, teacher compensation increases, teacher development, and dropout prevention programs.

2. Project 1020 – Instructional Improvement Project (IIP):

Expenditures of revenues generated by Tribal Gaming compacts with the State of Arizona with the passage of Proposition 201, passed by Arizona voters on November 5, 2002. These funds may be expended pursuant to A.R.S. §15-979:

Per Pupil Expenditure Amounts - Definitions

Sections I through IV

teacher compensation increases, class size reduction, dropout prevention programs, and reading programs for students in kindergarten through third grade.

C. State and Federal Project Expenditures:

1. Projects 1100 through 1399 – Federal Projects:
Expenditures from federally funded projects such as Title I, Impact Aid, and IDEA.
2. Projects 1400 through 1499 – State Projects:
Expenditures from state funded projects such as Vocational Education, Gifted Education, and Early Childhood Block Grant.

Current Expenditures by Type of District and Charter Schools

District Type	Classroom Instruction	Classroom Supplies	Administration	Student Support Services	Other Support Services and Operations	Total Current Expenditures
Accommodation Districts (Based on total ADM of 2,030)	\$10,983,940	\$434,923	\$4,302,833	\$2,714,136	\$5,698,701	\$24,134,533
Per Student Amounts...	\$5,411	\$214	\$2,120	\$1,337	\$2,808	\$11,890
Unified Districts (Based on total ADM of 564,871)	\$2,224,481,310	\$117,832,958	\$445,371,640	\$358,705,173	\$1,172,547,377	\$4,318,938,458
Per Student Amounts...	\$3,938	\$209	\$788	\$635	\$2,076	\$7,646
Common Districts Not Within H.S. District (Based on total ADM of 8,492)	\$38,623,778	\$1,856,083	\$11,303,337	\$3,549,967	\$20,574,121	\$75,907,286
Per Student Amounts...	\$4,548	\$219	\$1,331	\$418	\$2,423	\$8,939
Common Districts Within H.S. District (Based on total ADM of 230,760)	\$912,574,153	\$33,541,607	\$192,735,605	\$141,281,843	\$532,038,454	\$1,812,171,662
Per Student Amounts...	\$3,955	\$145	\$835	\$612	\$2,306	\$7,853
High School Districts (Based on total ADM of 96,610)	\$403,091,660	\$16,312,750	\$80,066,721	\$67,664,775	\$218,559,568	\$785,695,474
Per Student Amounts...	\$4,172	\$169	\$829	\$700	\$2,262	\$8,133
Joint Technological Education Districts (Based on total ADM of 28,095)	\$76,626,636	\$2,289,863	\$14,336,147	\$2,505,737	\$9,071,629	\$104,830,012
Per Student Amounts...	\$2,727	\$82	\$510	\$89	\$323	\$3,731
Charter Schools (Based on attending ADM of 164,141)	\$569,005,440	\$43,224,767	\$238,498,661	\$61,758,128	\$305,594,073	\$1,218,081,069
Per Student Amounts...	\$3,467	\$263	\$1,453	\$376	\$1,862	\$7,421

For each type of district of charter school and each expenditure category the above figures show the total expenditures reported as well as the calculated per pupil expenditures. The total expenditures were taken from the 2016 Annual Financial Report of the school district or charter school. The ADM used to calculate the per pupil expenditure figures were taken from the membership/absence days reported by the district or charter school to ADE for fiscal year 2016. The attending ADM figures shown are the attending ADM just for schools for which current expenditures above were reported.

Current Expenditures for Districts		Classroom Instruction	Classroom Supplies	Administration	Student Support Services	Other Support Services	Total Current Expenditures
Apache County							
Alpine Elementary District	010307000	\$545,215	\$18,717	\$199,091	\$8,554	\$136,884	\$908,461
Total ADM: 67.194	Per ADM Amounts:	\$8,114	\$279	\$2,963	\$127	\$2,037	\$13,520
Chinle Unified District	010224000	\$30,413,860	\$390,355	\$5,029,162	\$3,596,125	\$15,865,240	\$55,294,742
Total ADM: 3,349.492	Per ADM Amounts:	\$9,080	\$117	\$1,501	\$1,074	\$4,737	\$16,508
Concho Elementary District	010306000	\$1,606,881	\$44,922	\$386,145	\$112,510	\$402,896	\$2,553,354
Total ADM: 208.733	Per ADM Amounts:	\$7,698	\$215	\$1,850	\$539	\$1,930	\$12,233
Ganado Unified School District	010220000	\$7,695,767	\$524,313	\$3,782,351	\$1,536,384	\$5,741,932	\$19,280,747
Total ADM: 1,424.287	Per ADM Amounts:	\$5,403	\$368	\$2,656	\$1,079	\$4,031	\$13,537
Mcnary Elementary District	010323000	\$996,016	\$59,683	\$285,302	\$142,546	\$380,179	\$1,863,726
Total ADM: 145.076	Per ADM Amounts:	\$6,865	\$411	\$1,967	\$983	\$2,621	\$12,847
Red Mesa Unified District	010227000	\$3,555,503	\$271,402	\$1,855,657	\$1,174,340	\$3,501,449	\$10,358,351
Total ADM: 631.426	Per ADM Amounts:	\$5,631	\$430	\$2,939	\$1,860	\$5,545	\$16,405
Round Valley Unified District	010210000	\$5,133,470	\$296,369	\$1,075,435	\$1,062,171	\$3,206,773	\$10,774,218
Total ADM: 1,214.780	Per ADM Amounts:	\$4,226	\$244	\$885	\$874	\$2,640	\$8,869
Sanders Unified District	010218000	\$4,569,351	\$242,159	\$1,512,783	\$789,556	\$4,704,285	\$11,818,134
Total ADM: 730.208	Per ADM Amounts:	\$6,258	\$332	\$2,072	\$1,081	\$6,442	\$16,185
St Johns Unified District	010201000	\$3,365,567	\$164,930	\$987,609	\$566,318	\$2,276,254	\$7,360,678
Total ADM: 792.336	Per ADM Amounts:	\$4,248	\$208	\$1,246	\$715	\$2,873	\$9,290
Vernon Elementary District	010309000	\$671,031	\$27,360	\$420,855	\$73,843	\$451,223	\$1,644,312
Total ADM: 107.836	Per ADM Amounts:	\$6,223	\$254	\$3,903	\$685	\$4,184	\$15,248
Window Rock Unified District	010208000	\$8,768,031	\$864,488	\$2,625,753	\$2,070,764	\$7,133,236	\$21,462,272
Total ADM: 1,850.900	Per ADM Amounts:	\$4,737	\$467	\$1,419	\$1,119	\$3,854	\$11,596
Apache Totals		\$67,320,692	\$2,904,698	\$18,160,143	\$11,133,111	\$43,800,351	\$143,318,995
Total ADM: 10,522.268	Per ADM Amounts:	\$6,398	\$276	\$1,726	\$1,058	\$4,163	\$13,621

Current Expenditures for Districts		Classroom Instruction	Classroom Supplies	Administration	Student Support Services	Other Support Services	Total Current Expenditures
Cochise County							
Apache Elementary District	020342000	\$102,905	\$5,481	\$43,743	\$13,066	\$47,479	\$212,674
Total ADM: 9.077	Per ADM Amounts:	\$11,337	\$604	\$4,819	\$1,439	\$5,231	\$23,430
Ash Creek Elementary District	020453000	\$153,806	\$33,252	\$144,300	\$30,403	\$184,436	\$546,197
Total ADM: 21.129	Per ADM Amounts:	\$7,279	\$1,574	\$6,829	\$1,439	\$8,729	\$25,851
Benson Unified School District	020209000	\$4,685,600	\$230,680	\$1,125,779	\$991,836	\$2,555,958	\$9,589,853
Total ADM: 1,258.309	Per ADM Amounts:	\$3,724	\$183	\$895	\$788	\$2,031	\$7,621
Bisbee Unified District	020202000	\$3,314,598	\$136,252	\$954,778	\$456,049	\$2,015,927	\$6,877,604
Total ADM: 736.569	Per ADM Amounts:	\$4,500	\$185	\$1,296	\$619	\$2,737	\$9,337
Bowie Unified District	020214000	\$520,079	\$62,592	\$279,674	\$34,401	\$348,798	\$1,245,544
Total ADM: 45.103	Per ADM Amounts:	\$11,531	\$1,388	\$6,201	\$763	\$7,733	\$27,616
Cochise Elementary District	020326000	\$717,506	\$42,861	\$163,125	\$5,931	\$407,091	\$1,336,514
Total ADM: 77.540	Per ADM Amounts:	\$9,253	\$553	\$2,104	\$76	\$5,250	\$17,236
Cochise Technology District	020801000	\$2,758,069	\$0	\$315,402	\$4,498	\$25	\$3,077,994
Total ADM: 587.939	Per ADM Amounts:	\$4,691	\$0	\$536	\$8	\$0	\$5,235
Double Adobe Elementary District	020345000	\$520,285	\$3,349	\$89,942	\$26,913	\$100,465	\$740,954
Total ADM: 55.507	Per ADM Amounts:	\$9,373	\$60	\$1,620	\$485	\$1,810	\$13,349
Douglas Unified District	020227000	\$13,050,277	\$510,757	\$3,556,279	\$2,192,829	\$7,590,973	\$26,901,115
Total ADM: 3,739.557	Per ADM Amounts:	\$3,490	\$137	\$951	\$586	\$2,030	\$7,194
Elfrida Elementary District	020412000	\$651,201	\$13,955	\$192,836	\$33,816	\$363,944	\$1,255,752
Total ADM: 113.105	Per ADM Amounts:	\$5,757	\$123	\$1,705	\$299	\$3,218	\$11,103
Fort Huachuca Accommodation District	020100000	\$4,788,405	\$208,881	\$1,303,074	\$844,931	\$2,527,427	\$9,672,718
Total ADM: 941.029	Per ADM Amounts:	\$5,088	\$222	\$1,385	\$898	\$2,686	\$10,279
McNeal Elementary District	020355000	\$446,027	\$21,503	\$129,782	\$37,238	\$194,458	\$829,008
Total ADM: 66.948	Per ADM Amounts:	\$6,662	\$321	\$1,939	\$556	\$2,905	\$12,383
Naco Elementary District	020323000	\$2,155,642	\$111,983	\$255,460	\$59,344	\$641,087	\$3,223,516
Total ADM: 412.495	Per ADM Amounts:	\$5,226	\$271	\$619	\$144	\$1,554	\$7,815
Palominas Elementary District	020349000	\$4,208,278	\$287,395	\$1,028,449	\$308,108	\$2,524,321	\$8,356,551
Total ADM: 1,303.398	Per ADM Amounts:	\$3,229	\$220	\$789	\$236	\$1,937	\$6,411
Pearce Elementary District	020422000	\$737,458	\$17,570	\$231,441	\$29,545	\$315,425	\$1,331,439
Total ADM: 102.720	Per ADM Amounts:	\$7,179	\$171	\$2,253	\$288	\$3,071	\$12,962

Current Expenditures for Districts		Classroom Instruction	Classroom Supplies	Administration	Student Support Services	Other Support Services	Total Current Expenditures
Cochise County							
Pomerene Elementary District	020364000	\$405,564	\$3,179	\$174,108	\$55,033	\$200,143	\$838,027
Total ADM: 137.362	Per ADM Amounts:	\$2,953	\$23	\$1,268	\$401	\$1,457	\$6,101
San Simon Unified District	020218000	\$697,864	\$14,022	\$266,580	\$31,105	\$486,904	\$1,496,475
Total ADM: 109.237	Per ADM Amounts:	\$6,389	\$128	\$2,440	\$285	\$4,457	\$13,699
Sierra Vista Unified District	020268000	\$21,066,529	\$459,486	\$4,697,538	\$3,069,951	\$10,499,767	\$39,793,271
Total ADM: 5,705.941	Per ADM Amounts:	\$3,692	\$81	\$823	\$538	\$1,840	\$6,974
St David Unified District	020221000	\$1,773,821	\$49,041	\$492,668	\$505,144	\$717,629	\$3,538,303
Total ADM: 381.348	Per ADM Amounts:	\$4,651	\$129	\$1,292	\$1,325	\$1,882	\$9,278
Tombstone Unified District	020201000	\$3,364,364	\$126,733	\$1,349,540	\$520,511	\$1,985,249	\$7,346,397
Total ADM: 800.035	Per ADM Amounts:	\$4,205	\$158	\$1,687	\$651	\$2,481	\$9,183
Valley Union High School District	020522000	\$853,977	\$81,713	\$229,815	\$25,450	\$595,170	\$1,786,125
Total ADM: 122.585	Per ADM Amounts:	\$6,966	\$667	\$1,875	\$208	\$4,855	\$14,571
Willcox Unified District	020213000	\$4,742,358	\$136,863	\$1,167,989	\$538,700	\$1,983,242	\$8,569,152
Total ADM: 1,101.560	Per ADM Amounts:	\$4,305	\$124	\$1,060	\$489	\$1,800	\$7,779
Cochise Totals		\$71,714,613	\$2,557,548	\$18,192,302	\$9,814,802	\$36,285,918	\$138,565,183
Total ADM: 17,828.493	Per ADM Amounts:	\$4,022	\$143	\$1,020	\$551	\$2,035	\$7,772

Current Expenditures for Districts		Classroom Instruction	Classroom Supplies	Administration	Student Support Services	Other Support Services	Total Current Expenditures
Coconino County							
Chevelon Butte School District	030305000	\$0	\$0	\$0	\$0	\$0	\$0
Total ADM: 20.576	Per ADM Amounts:	\$0	\$0	\$0	\$0	\$0	\$0
Coconino Association for Vocation Industry and	030801000	\$1,667,087	\$31,489	\$248,057	\$161,798	\$79,665	\$2,188,096
Total ADM: 654.535	Per ADM Amounts:	\$2,547	\$48	\$379	\$247	\$122	\$3,343
Coconino County Accommodation School District	030199000	\$502,809	\$5,511	\$385,890	\$249,556	\$469,822	\$1,613,588
Total ADM: 120.354	Per ADM Amounts:	\$4,178	\$46	\$3,206	\$2,074	\$3,904	\$13,407
Flagstaff Unified District	030201000	\$40,606,757	\$991,420	\$7,135,356	\$6,672,496	\$24,112,864	\$79,518,893
Total ADM: 9,352.935	Per ADM Amounts:	\$4,342	\$106	\$763	\$713	\$2,578	\$8,502
Fredonia-Moccasin Unified District	030206000	\$1,298,530	\$55,262	\$380,659	\$81,074	\$621,275	\$2,436,800
Total ADM: 201.680	Per ADM Amounts:	\$6,439	\$274	\$1,887	\$402	\$3,080	\$12,083
Grand Canyon Unified District	030204000	\$1,884,264	\$84,715	\$901,225	\$195,765	\$1,403,842	\$4,469,811
Total ADM: 279.945	Per ADM Amounts:	\$6,731	\$303	\$3,219	\$699	\$5,015	\$15,967
Maine Consolidated School District	030310000	\$1,011,858	\$14,975	\$220,839	\$100,085	\$574,840	\$1,922,597
Total ADM: 144.086	Per ADM Amounts:	\$7,023	\$104	\$1,533	\$695	\$3,990	\$13,343
Page Unified District	030208000	\$12,303,757	\$858,884	\$2,819,293	\$2,907,095	\$7,924,131	\$26,813,160
Total ADM: 2,594.918	Per ADM Amounts:	\$4,741	\$331	\$1,086	\$1,120	\$3,054	\$10,333
Tuba City Unified School District #15	030215000	\$8,635,188	\$501,193	\$3,214,531	\$1,874,116	\$8,671,324	\$22,896,352
Total ADM: 1,639.032	Per ADM Amounts:	\$5,268	\$306	\$1,961	\$1,143	\$5,291	\$13,969
Williams Unified District	030202000	\$3,999,981	\$158,616	\$846,263	\$276,198	\$1,591,746	\$6,872,804
Total ADM: 567.589	Per ADM Amounts:	\$7,047	\$279	\$1,491	\$487	\$2,804	\$12,109
Coconino Totals		\$71,910,231	\$2,702,065	\$16,152,113	\$12,518,183	\$45,449,509	\$148,732,101
Total ADM: 15,575.650	Per ADM Amounts:	\$4,617	\$173	\$1,037	\$804	\$2,918	\$9,549

Current Expenditures for Districts			Classroom Instruction	Classroom Supplies	Administration	Student Support Services	Other Support Services	Total Current Expenditures
Gila County								
Gila County Regional School District	040149000		\$163,669	\$23,751	\$73,144	\$46,548	\$0	\$307,112
Total ADM: 16.774	Per ADM Amounts:		\$9,757	\$1,416	\$4,361	\$2,775	\$0	\$18,309
Globe Unified District	040201000		\$5,711,484	\$248,434	\$779,638	\$237,883	\$909,064	\$7,886,503
Total ADM: 1,646.346	Per ADM Amounts:		\$3,469	\$151	\$474	\$144	\$552	\$4,790
Hayden-Winkelman Unified District	040241000		\$1,238,037	\$11,407	\$274,629	\$187,183	\$1,072,684	\$2,783,940
Total ADM: 271.400	Per ADM Amounts:		\$4,562	\$42	\$1,012	\$690	\$3,952	\$10,258
Miami Unified District	040240000		\$4,286,865	\$227,569	\$1,188,257	\$451,024	\$2,005,748	\$8,159,463
Total ADM: 1,080.433	Per ADM Amounts:		\$3,968	\$211	\$1,100	\$417	\$1,856	\$7,552
Payson Unified District	040210000		\$8,749,640	\$489,721	\$1,710,200	\$1,629,927	\$5,242,496	\$17,821,984
Total ADM: 2,314.346	Per ADM Amounts:		\$3,781	\$212	\$739	\$704	\$2,265	\$7,701
Pine Strawberry Elementary District	040312000		\$1,490,801	\$47,358	\$375,797	\$167,459	\$802,735	\$2,884,150
Total ADM: 167.098	Per ADM Amounts:		\$8,922	\$283	\$2,249	\$1,002	\$4,804	\$17,260
San Carlos Unified District	040220000		\$8,752,780	\$320,012	\$3,012,299	\$1,793,229	\$6,918,348	\$20,796,668
Total ADM: 1,478.202	Per ADM Amounts:		\$5,921	\$216	\$2,038	\$1,213	\$4,680	\$14,069
Tonto Basin Elementary District	040333000		\$521,600	\$17,392	\$236,175	\$24,819	\$327,905	\$1,127,891
Total ADM: 65.545	Per ADM Amounts:		\$7,958	\$265	\$3,603	\$379	\$5,003	\$17,208
Young Elementary District	040305000		\$659,165	\$40,090	\$273,400	\$13,447	\$336,147	\$1,322,249
Total ADM: 22.735	Per ADM Amounts:		\$28,993	\$1,763	\$12,026	\$591	\$14,785	\$58,159
Gila Totals			\$31,574,041	\$1,425,734	\$7,923,539	\$4,551,519	\$17,615,127	\$63,089,960
Total ADM: 7,062.879	Per ADM Amounts:		\$4,470	\$202	\$1,122	\$644	\$2,494	\$8,933

Current Expenditures for Districts		Classroom Instruction	Classroom Supplies	Administration	Student Support Services	Other Support Services	Total Current Expenditures
Graham County							
Bonita Elementary District	050316000	\$892,329	\$23,815	\$278,200	\$4,041	\$231,625	\$1,430,010
Total ADM: 102.836	Per ADM Amounts:	\$8,677	\$232	\$2,705	\$39	\$2,252	\$13,906
Fort Thomas Unified District	050207000	\$3,848,989	\$266,514	\$1,399,540	\$386,467	\$2,933,259	\$8,834,769
Total ADM: 573.609	Per ADM Amounts:	\$6,710	\$465	\$2,440	\$674	\$5,114	\$15,402
Gila Institute for Technology	050802000	\$424,345	\$44,978	\$308,642	\$58,036	\$184,723	\$1,020,724
Total ADM: 383.439	Per ADM Amounts:	\$1,107	\$117	\$805	\$151	\$482	\$2,662
Graham County Special Services	050199000	\$502,031	\$31,965	\$262,360	\$448,184	\$187,717	\$1,432,257
Total ADM: 67.322	Per ADM Amounts:	\$7,457	\$475	\$3,897	\$6,657	\$2,788	\$21,275
Klondyke Elementary District	050309000	\$0	\$0	\$0	\$0	\$0	\$0
Total ADM: 0.000	Per ADM Amounts:						
Pima Unified District	050206000	\$3,646,543	\$124,794	\$686,460	\$246,170	\$1,324,193	\$6,028,160
Total ADM: 796.397	Per ADM Amounts:	\$4,579	\$157	\$862	\$309	\$1,663	\$7,569
Safford Unified District	050201000	\$13,286,090	\$612,453	\$2,722,194	\$1,085,559	\$4,167,167	\$21,873,463
Total ADM: 3,043.882	Per ADM Amounts:	\$4,365	\$201	\$894	\$357	\$1,369	\$7,186
Solomon Elementary District	050305000	\$883,847	\$61,127	\$408,071	\$43,852	\$416,269	\$1,813,166
Total ADM: 172.136	Per ADM Amounts:	\$5,135	\$355	\$2,371	\$255	\$2,418	\$10,533
Thatcher Unified District	050204000	\$5,767,292	\$122,018	\$1,175,085	\$163,186	\$2,478,129	\$9,705,710
Total ADM: 1,659.568	Per ADM Amounts:	\$3,475	\$74	\$708	\$98	\$1,493	\$5,848
Graham Totals		\$29,251,466	\$1,287,664	\$7,240,552	\$2,435,495	\$11,923,082	\$52,138,259
Total ADM: 6,799.189	Per ADM Amounts:	\$4,302	\$189	\$1,065	\$358	\$1,754	\$7,668

Current Expenditures for Districts		Classroom Instruction	Classroom Supplies	Administration	Student Support Services	Other Support Services	Total Current Expenditures
Greenlee County							
Blue Elementary District	060322000	\$88,241	\$5,000	\$47	\$1	\$26,943	\$120,232
Total ADM: 13.244	Per ADM Amounts:	\$6,663	\$378	\$4	\$0	\$2,034	\$9,078
Duncan Unified District	060202000	\$1,597,066	\$62,552	\$655,934	\$136,839	\$981,997	\$3,434,388
Total ADM: 324.666	Per ADM Amounts:	\$4,919	\$193	\$2,020	\$421	\$3,025	\$10,578
Eagle Elementary District	060345000	\$0	\$498	\$0	\$0	\$3,545	\$4,043
Total ADM: 0.000	Per ADM Amounts:						
Morenci Unified District	060218000	\$6,379,735	\$441,438	\$1,776,188	\$386,645	\$2,343,501	\$11,327,507
Total ADM: 1,379.593	Per ADM Amounts:	\$4,624	\$320	\$1,287	\$280	\$1,699	\$8,211
Greenlee Totals		\$8,065,042	\$509,488	\$2,432,169	\$523,485	\$3,355,986	\$14,886,170
Total ADM: 1,717.503	Per ADM Amounts:	\$4,696	\$297	\$1,416	\$305	\$1,954	\$8,667

Current Expenditures for Districts		Classroom Instruction	Classroom Supplies	Administration	Student Support Services	Other Support Services	Total Current Expenditures
La Paz County							
Bicentennial Union High School District	150576000	\$712,191	\$20,077	\$266,062	\$108,138	\$605,824	\$1,712,292
Total ADM: 110.125	Per ADM Amounts:	\$6,467	\$182	\$2,416	\$982	\$5,501	\$15,549
Bouse Elementary District	150426000	\$269,994	\$13,667	\$158,074	\$221	\$235,040	\$676,996
Total ADM: 29.557	Per ADM Amounts:	\$9,135	\$462	\$5,348	\$7	\$7,952	\$22,905
Parker Unified School District	150227000	\$8,354,057	\$223,136	\$1,748,655	\$1,499,434	\$3,753,031	\$15,578,313
Total ADM: 1,891.381	Per ADM Amounts:	\$4,417	\$118	\$925	\$793	\$1,984	\$8,236
Quartzsite Elementary District	150404000	\$806,266	\$25,275	\$336,522	\$105,916	\$703,943	\$1,977,922
Total ADM: 208.438	Per ADM Amounts:	\$3,868	\$121	\$1,614	\$508	\$3,377	\$9,489
Salome Consolidated Elementary District	150430000	\$546,929	\$9,954	\$231,832	\$75,265	\$472,404	\$1,336,384
Total ADM: 115.133	Per ADM Amounts:	\$4,750	\$86	\$2,014	\$654	\$4,103	\$11,607
Wenden Elementary District	150419000	\$385,059	\$6,449	\$238,374	\$26,228	\$299,300	\$955,410
Total ADM: 85.600	Per ADM Amounts:	\$4,498	\$75	\$2,785	\$306	\$3,496	\$11,161
La Paz Totals		\$11,074,496	\$298,558	\$2,979,519	\$1,815,202	\$6,069,542	\$22,237,317
Total ADM: 2,440.234	Per ADM Amounts:	\$4,538	\$122	\$1,221	\$744	\$2,487	\$9,113

Current Expenditures for Districts		Classroom Instruction	Classroom Supplies	Administration	Student Support Services	Other Support Services	Total Current Expenditures
Maricopa County							
Agua Fria Union High School District	070516000	\$26,774,882	\$916,341	\$5,479,349	\$4,040,314	\$15,273,529	\$52,484,415
Total ADM: 7,519.775	Per ADM Amounts:	\$3,561	\$122	\$729	\$537	\$2,031	\$6,980
Aguila Elementary District	070363000	\$892,954	\$47,559	\$211,398	\$54,068	\$422,943	\$1,628,922
Total ADM: 199.185	Per ADM Amounts:	\$4,483	\$239	\$1,061	\$271	\$2,123	\$8,178
Alhambra Elementary District	070468000	\$53,650,131	\$1,531,328	\$9,799,248	\$7,401,269	\$29,780,646	\$102,162,622
Total ADM: 12,795.855	Per ADM Amounts:	\$4,193	\$120	\$766	\$578	\$2,327	\$7,984
Arlington Elementary District	070447000	\$1,378,658	\$26,056	\$240,083	\$170,412	\$829,703	\$2,644,912
Total ADM: 223.839	Per ADM Amounts:	\$6,159	\$116	\$1,073	\$761	\$3,707	\$11,816
Avondale Elementary District	070444000	\$20,445,646	\$1,776,984	\$5,200,836	\$2,740,217	\$12,896,770	\$43,060,453
Total ADM: 5,322.662	Per ADM Amounts:	\$3,841	\$334	\$977	\$515	\$2,423	\$8,090
Balsz Elementary District	070431000	\$9,555,088	\$471,661	\$2,584,382	\$1,387,705	\$7,115,362	\$21,114,198
Total ADM: 2,316.332	Per ADM Amounts:	\$4,125	\$204	\$1,116	\$599	\$3,072	\$9,115
Buckeye Elementary District	070433000	\$16,750,136	\$335,319	\$3,676,983	\$2,585,786	\$9,327,964	\$32,676,188
Total ADM: 4,794.916	Per ADM Amounts:	\$3,493	\$70	\$767	\$539	\$1,945	\$6,815
Buckeye Union High School District	070501000	\$14,656,794	\$1,016,521	\$2,762,846	\$1,955,305	\$10,037,507	\$30,428,973
Total ADM: 3,868.249	Per ADM Amounts:	\$3,789	\$263	\$714	\$505	\$2,595	\$7,866
Cartwright Elementary District	070483000	\$68,432,920	\$3,729,795	\$11,457,888	\$8,663,458	\$34,142,110	\$126,426,171
Total ADM: 17,457.953	Per ADM Amounts:	\$3,920	\$214	\$656	\$496	\$1,956	\$7,242
Cave Creek Unified District	070293000	\$19,220,674	\$727,623	\$4,490,725	\$3,752,879	\$9,749,806	\$37,941,707
Total ADM: 5,209.973	Per ADM Amounts:	\$3,689	\$140	\$862	\$720	\$1,871	\$7,283
Chandler Unified District #80	070280000	\$174,730,193	\$9,635,987	\$25,414,819	\$20,435,642	\$72,703,945	\$302,920,586
Total ADM: 41,930.018	Per ADM Amounts:	\$4,167	\$230	\$606	\$487	\$1,734	\$7,224
Creighton Elementary District	070414000	\$23,150,211	\$806,012	\$5,073,579	\$5,041,863	\$16,857,517	\$50,929,182
Total ADM: 6,069.901	Per ADM Amounts:	\$3,814	\$133	\$836	\$831	\$2,777	\$8,390
Deer Valley Unified District	070297000	\$143,065,376	\$4,233,154	\$25,892,074	\$16,916,501	\$57,150,008	\$247,257,113
Total ADM: 32,889.113	Per ADM Amounts:	\$4,350	\$129	\$787	\$514	\$1,738	\$7,518
Dysart Unified District	070289000	\$84,746,261	\$2,726,649	\$14,936,890	\$14,063,951	\$41,136,452	\$157,610,203
Total ADM: 24,146.493	Per ADM Amounts:	\$3,510	\$113	\$619	\$582	\$1,704	\$6,527
East Valley Institute of Technology	070801000	\$27,445,409	\$459,032	\$2,393,389	\$545,107	\$2,394,579	\$33,237,516
Total ADM: 9,235.893	Per ADM Amounts:	\$2,972	\$50	\$259	\$59	\$259	\$3,599

Current Expenditures for Districts		Classroom Instruction	Classroom Supplies	Administration	Student Support Services	Other Support Services	Total Current Expenditures
Maricopa County							
Fountain Hills Unified District	070298000	\$5,535,770	\$186,912	\$1,965,894	\$1,038,171	\$3,062,958	\$11,789,705
Total ADM: 1,520.208	Per ADM Amounts:	\$3,641	\$123	\$1,293	\$683	\$2,015	\$7,755
Fowler Elementary District	070445000	\$17,980,621	\$742,314	\$3,869,658	\$2,668,073	\$10,303,450	\$35,564,116
Total ADM: 4,537.161	Per ADM Amounts:	\$3,963	\$164	\$853	\$588	\$2,271	\$7,838
Gila Bend Unified District	070224000	\$1,925,648	\$160,572	\$831,138	\$306,261	\$1,986,008	\$5,209,627
Total ADM: 403.505	Per ADM Amounts:	\$4,772	\$398	\$2,060	\$759	\$4,922	\$12,911
Gilbert Unified District	070241000	\$133,529,590	\$3,877,734	\$17,189,656	\$21,954,720	\$52,236,553	\$228,788,253
Total ADM: 34,347.491	Per ADM Amounts:	\$3,888	\$113	\$500	\$639	\$1,521	\$6,661
Glendale Elementary District	070440000	\$47,250,241	\$1,230,920	\$10,771,096	\$7,160,229	\$26,733,695	\$93,146,181
Total ADM: 13,000.171	Per ADM Amounts:	\$3,635	\$95	\$829	\$551	\$2,056	\$7,165
Glendale Union High School District	070505000	\$66,816,825	\$1,938,284	\$9,490,404	\$9,845,046	\$34,934,580	\$123,025,139
Total ADM: 15,122.858	Per ADM Amounts:	\$4,418	\$128	\$628	\$651	\$2,310	\$8,135
Higley Unified School District	070260000	\$36,411,481	\$805,122	\$14,749,756	\$3,689,942	\$16,693,766	\$72,350,067
Total ADM: 11,356.068	Per ADM Amounts:	\$3,206	\$71	\$1,299	\$325	\$1,470	\$6,371
Isaac Elementary District	070405000	\$28,910,485	\$1,261,372	\$7,539,795	\$5,042,734	\$18,657,374	\$61,411,760
Total ADM: 6,860.214	Per ADM Amounts:	\$4,214	\$184	\$1,099	\$735	\$2,720	\$8,952
Kyrene Elementary District	070428000	\$65,061,711	\$1,928,090	\$9,141,382	\$8,438,532	\$28,891,675	\$113,461,390
Total ADM: 16,504.708	Per ADM Amounts:	\$3,942	\$117	\$554	\$511	\$1,751	\$6,874
Laveen Elementary District	070459000	\$20,781,264	\$570,418	\$4,698,142	\$3,018,748	\$12,662,935	\$41,731,507
Total ADM: 6,277.770	Per ADM Amounts:	\$3,310	\$91	\$748	\$481	\$2,017	\$6,648
Liberty Elementary District	070425000	\$11,973,744	\$316,756	\$2,368,794	\$1,371,377	\$5,650,783	\$21,681,454
Total ADM: 3,248.305	Per ADM Amounts:	\$3,686	\$98	\$729	\$422	\$1,740	\$6,675
Litchfield Elementary District	070479000	\$38,160,578	\$1,050,751	\$6,124,656	\$4,911,270	\$16,782,836	\$67,030,091
Total ADM: 10,623.064	Per ADM Amounts:	\$3,592	\$99	\$577	\$462	\$1,580	\$6,310
Littleton Elementary District	070465000	\$18,971,545	\$709,241	\$4,504,952	\$3,073,895	\$10,221,811	\$37,481,444
Total ADM: 5,187.697	Per ADM Amounts:	\$3,657	\$137	\$868	\$593	\$1,970	\$7,225
Madison Elementary District	070438000	\$18,940,341	\$2,571,371	\$5,701,697	\$2,978,439	\$11,241,486	\$41,433,334
Total ADM: 5,619.537	Per ADM Amounts:	\$3,370	\$458	\$1,015	\$530	\$2,000	\$7,373
Maricopa County Regional District	070199000	\$1,970,723	\$38,495	\$1,203,191	\$450,207	\$492,784	\$4,155,400
Total ADM: 527.211	Per ADM Amounts:	\$3,738	\$73	\$2,282	\$854	\$935	\$7,882

Current Expenditures for Districts		Classroom Instruction	Classroom Supplies	Administration	Student Support Services	Other Support Services	Total Current Expenditures
Maricopa County							
Mesa Unified District	070204000	\$268,823,097	\$8,291,747	\$40,480,995	\$34,621,669	\$139,905,788	\$492,123,296
Total ADM: 61,019.702	Per ADM Amounts:	\$4,406	\$136	\$663	\$567	\$2,293	\$8,065
Mobile Elementary District	070386000	\$195,856	\$34,243	\$243,319	\$5,992	\$228,349	\$707,759
Total ADM: 12.317	Per ADM Amounts:	\$15,901	\$2,780	\$19,755	\$486	\$18,539	\$57,462
Morristown Elementary District	070375000	\$767,884	\$17,258	\$205,395	\$96,532	\$430,424	\$1,517,493
Total ADM: 146.946	Per ADM Amounts:	\$5,226	\$117	\$1,398	\$657	\$2,929	\$10,327
Murphy Elementary District	070421000	\$7,230,404	\$235,462	\$2,449,504	\$877,290	\$4,943,891	\$15,736,551
Total ADM: 1,755.857	Per ADM Amounts:	\$4,118	\$134	\$1,395	\$500	\$2,816	\$8,962
Nadaburg Unified School District	070381000	\$3,540,016	\$216,482	\$1,058,447	\$419,103	\$2,428,852	\$7,662,900
Total ADM: 1,177.013	Per ADM Amounts:	\$3,008	\$184	\$899	\$356	\$2,064	\$6,510
Osborn Elementary District	070408000	\$11,887,890	\$359,102	\$2,482,193	\$2,424,849	\$7,094,608	\$24,248,642
Total ADM: 2,779.004	Per ADM Amounts:	\$4,278	\$129	\$893	\$873	\$2,553	\$8,726
Palo Verde Elementary District	070449000	\$1,834,465	\$138,722	\$509,307	\$230,430	\$948,853	\$3,661,777
Total ADM: 446.510	Per ADM Amounts:	\$4,108	\$311	\$1,141	\$516	\$2,125	\$8,201
Paloma School District	070394000	\$827,192	\$76,506	\$205,132	\$42,591	\$434,646	\$1,586,067
Total ADM: 110.132	Per ADM Amounts:	\$7,511	\$695	\$1,863	\$387	\$3,947	\$14,402
Paradise Valley Unified District	070269000	\$125,679,470	\$7,153,019	\$17,755,327	\$21,392,625	\$51,155,978	\$223,136,419
Total ADM: 31,348.091	Per ADM Amounts:	\$4,009	\$228	\$566	\$682	\$1,632	\$7,118
Pendergast Elementary District	070492000	\$32,046,109	\$979,395	\$7,231,507	\$5,287,886	\$18,971,093	\$64,515,990
Total ADM: 9,504.240	Per ADM Amounts:	\$3,372	\$103	\$761	\$556	\$1,996	\$6,788
Peoria Unified School District	070211000	\$132,428,130	\$6,221,685	\$22,209,959	\$25,135,929	\$59,242,818	\$245,238,521
Total ADM: 35,399.907	Per ADM Amounts:	\$3,741	\$176	\$627	\$710	\$1,674	\$6,928
Phoenix Elementary District	070401000	\$32,752,426	\$2,043,529	\$6,412,103	\$7,478,263	\$21,764,193	\$70,450,514
Total ADM: 6,518.731	Per ADM Amounts:	\$5,024	\$313	\$984	\$1,147	\$3,339	\$10,807
Phoenix Union High School District	070510000	\$142,616,943	\$6,504,088	\$26,450,281	\$28,932,765	\$75,604,037	\$280,108,114
Total ADM: 26,675.549	Per ADM Amounts:	\$5,346	\$244	\$992	\$1,085	\$2,834	\$10,501
Queen Creek Unified District	070295000	\$17,713,341	\$603,626	\$4,674,056	\$2,901,375	\$10,626,704	\$36,519,102
Total ADM: 5,682.173	Per ADM Amounts:	\$3,117	\$106	\$823	\$511	\$1,870	\$6,427
Riverside Elementary District	070402000	\$3,175,319	\$233,435	\$1,831,992	\$422,148	\$2,503,543	\$8,166,437
Total ADM: 861.739	Per ADM Amounts:	\$3,685	\$271	\$2,126	\$490	\$2,905	\$9,477

Current Expenditures for Districts		Classroom Instruction	Classroom Supplies	Administration	Student Support Services	Other Support Services	Total Current Expenditures
Maricopa County							
Roosevelt Elementary District	070466000	\$42,446,124	\$1,191,344	\$10,680,512	\$9,520,806	\$29,989,626	\$93,828,412
Total ADM: 9,078.351	Per ADM Amounts:	\$4,676	\$131	\$1,176	\$1,049	\$3,303	\$10,335
Saddle Mountain Unified School District	070290000	\$5,203,119	\$431,572	\$1,348,493	\$734,800	\$5,029,890	\$12,747,874
Total ADM: 1,443.054	Per ADM Amounts:	\$3,606	\$299	\$934	\$509	\$3,486	\$8,834
Scottsdale Unified District	070248000	\$94,085,961	\$3,131,113	\$16,488,280	\$17,149,945	\$50,172,238	\$181,027,537
Total ADM: 23,051.147	Per ADM Amounts:	\$4,082	\$136	\$715	\$744	\$2,177	\$7,853
Sentinel Elementary District	070371000	\$519,297	\$19,576	\$104,605	\$4,569	\$393,299	\$1,041,346
Total ADM: 38.480	Per ADM Amounts:	\$13,495	\$509	\$2,718	\$119	\$10,221	\$27,062
Tempe School District	070403000	\$49,555,620	\$1,521,494	\$9,758,179	\$8,532,780	\$28,889,511	\$98,257,584
Total ADM: 11,158.741	Per ADM Amounts:	\$4,441	\$136	\$874	\$765	\$2,589	\$8,805
Tempe Union High School District	070513000	\$53,811,853	\$2,931,751	\$11,799,706	\$8,192,898	\$27,237,448	\$103,973,656
Total ADM: 13,876.975	Per ADM Amounts:	\$3,878	\$211	\$850	\$590	\$1,963	\$7,493
Tolleson Elementary District	070417000	\$11,878,120	\$342,740	\$2,598,385	\$1,362,238	\$6,128,347	\$22,309,830
Total ADM: 2,882.042	Per ADM Amounts:	\$4,121	\$119	\$902	\$473	\$2,126	\$7,741
Tolleson Union High School District	070514000	\$36,255,267	\$551,724	\$7,387,192	\$4,973,673	\$17,932,290	\$67,100,146
Total ADM: 11,146.187	Per ADM Amounts:	\$3,253	\$49	\$663	\$446	\$1,609	\$6,020
Union Elementary District	070462000	\$6,264,998	\$262,600	\$1,645,209	\$944,459	\$3,717,564	\$12,834,830
Total ADM: 1,885.790	Per ADM Amounts:	\$3,322	\$139	\$872	\$501	\$1,971	\$6,806
Washington Elementary School District	070406000	\$91,985,844	\$1,688,575	\$15,013,523	\$17,403,542	\$49,878,012	\$175,969,496
Total ADM: 22,054.463	Per ADM Amounts:	\$4,171	\$77	\$681	\$789	\$2,262	\$7,979
West-MEC - Western Maricopa Education Center	070802000	\$18,154,002	\$920,291	\$4,026,425	\$973,505	\$3,045,800	\$27,120,023
Total ADM: 8,223.566	Per ADM Amounts:	\$2,208	\$112	\$490	\$118	\$370	\$3,298
Wickenburg Unified District	070209000	\$5,340,313	\$352,815	\$1,377,297	\$576,711	\$4,234,091	\$11,881,227
Total ADM: 1,440.081	Per ADM Amounts:	\$3,708	\$245	\$956	\$400	\$2,940	\$8,250
Wilson Elementary District	070407000	\$6,730,378	\$256,760	\$1,406,285	\$881,460	\$3,116,690	\$12,391,573
Total ADM: 1,107.593	Per ADM Amounts:	\$6,077	\$232	\$1,270	\$796	\$2,814	\$11,188
Maricopa Totals		\$2,402,865,338	\$92,539,027	\$437,598,308	\$367,222,954	\$1,196,420,118	\$4,496,645,745
Total ADM: 599,940.506	Per ADM Amounts:	\$4,005	\$154	\$729	\$612	\$1,994	\$7,495

Current Expenditures for Districts		Classroom Instruction	Classroom Supplies	Administration	Student Support Services	Other Support Services	Total Current Expenditures
Mohave County							
Bullhead City School District	080415000	\$11,185,177	\$366,866	\$2,909,657	\$693,998	\$5,814,506	\$20,970,204
Total ADM: 2,680.905	Per ADM Amounts:	\$4,172	\$137	\$1,085	\$259	\$2,169	\$7,822
Colorado City Unified District	080214000	\$2,525,984	\$82,076	\$774,047	\$172,715	\$1,512,957	\$5,067,779
Total ADM: 540.217	Per ADM Amounts:	\$4,676	\$152	\$1,433	\$320	\$2,801	\$9,381
Colorado River Union High School District	080502000	\$7,234,114	\$347,875	\$1,562,291	\$907,879	\$4,503,774	\$14,555,933
Total ADM: 1,912.272	Per ADM Amounts:	\$3,783	\$182	\$817	\$475	\$2,355	\$7,612
Hackberry School District	080303000	\$373,215	\$4,916	\$207,391	\$3,924	\$144,624	\$734,070
Total ADM: 60.310	Per ADM Amounts:	\$6,188	\$82	\$3,439	\$65	\$2,398	\$12,172
Kingman Unified School District	080220000	\$21,347,135	\$796,760	\$4,960,780	\$3,389,663	\$14,644,719	\$45,139,057
Total ADM: 6,489.331	Per ADM Amounts:	\$3,290	\$123	\$764	\$522	\$2,257	\$6,956
Lake Havasu Unified District	080201000	\$17,997,737	\$545,770	\$4,917,700	\$2,242,306	\$8,810,147	\$34,513,660
Total ADM: 5,326.328	Per ADM Amounts:	\$3,379	\$102	\$923	\$421	\$1,654	\$6,480
Littlefield Unified District	080209000	\$2,055,046	\$51,819	\$607,350	\$180,269	\$998,130	\$3,892,614
Total ADM: 392.366	Per ADM Amounts:	\$5,238	\$132	\$1,548	\$459	\$2,544	\$9,921
Mohave Valley Elementary District	080416000	\$4,632,142	\$122,537	\$1,149,676	\$693,052	\$3,135,928	\$9,733,335
Total ADM: 1,171.421	Per ADM Amounts:	\$3,954	\$105	\$981	\$592	\$2,677	\$8,309
Owens School District No.6	080306000	\$201,375	\$3,139	\$65,984	\$6,402	\$128,245	\$405,145
Total ADM: 23.895	Per ADM Amounts:	\$8,427	\$131	\$2,761	\$268	\$5,367	\$16,955
Peach Springs Unified District	080208000	\$897,585	\$75,512	\$617,857	\$143,209	\$717,899	\$2,452,062
Total ADM: 226.105	Per ADM Amounts:	\$3,970	\$334	\$2,733	\$633	\$3,175	\$10,845
Topock Elementary District	080412000	\$478,279	\$26,139	\$330,656	\$15,337	\$247,809	\$1,098,220
Total ADM: 103.420	Per ADM Amounts:	\$4,625	\$253	\$3,197	\$148	\$2,396	\$10,619
Valentine Elementary District	080322000	\$387,062	\$19,035	\$254,169	\$13,466	\$109,853	\$783,585
Total ADM: 71.747	Per ADM Amounts:	\$5,395	\$265	\$3,543	\$188	\$1,531	\$10,922
Western Arizona Vocational District #50	080850000	\$2,207,320	\$220	\$695,810	\$22,269	\$91,412	\$3,017,031
Total ADM: 932.865	Per ADM Amounts:	\$2,366	\$0	\$746	\$24	\$98	\$3,234
Yucca Elementary District	080313000	\$178,333	\$11,359	\$147,497	\$12,289	\$109,945	\$459,423
Total ADM: 36.904	Per ADM Amounts:	\$4,832	\$308	\$3,997	\$333	\$2,979	\$12,449
Mohave Totals		\$71,700,504	\$2,454,023	\$19,200,865	\$8,496,778	\$40,969,948	\$142,822,118
Total ADM: 19,968.086	Per ADM Amounts:	\$3,591	\$123	\$962	\$426	\$2,052	\$7,153

Current Expenditures for Districts		Classroom Instruction	Classroom Supplies	Administration	Student Support Services	Other Support Services	Total Current Expenditures
Navajo County							
Blue Ridge Unified School District No. 32	090232000	\$9,265,395	\$138,463	\$1,716,702	\$933,014	\$4,553,102	\$16,606,676
Total ADM: 2,060.320	Per ADM Amounts:	\$4,497	\$67	\$833	\$453	\$2,210	\$8,060
Cedar Unified District	090225000	\$1,257,709	\$25,599	\$775,402	\$170,236	\$1,231,168	\$3,460,114
Total ADM: 15.699	Per ADM Amounts:	\$80,114	\$1,631	\$49,392	\$10,844	\$78,423	\$220,403
Heber-Overgaard Unified District	090206000	\$2,101,072	\$107,932	\$602,967	\$241,243	\$1,259,945	\$4,313,159
Total ADM: 440.274	Per ADM Amounts:	\$4,772	\$245	\$1,370	\$548	\$2,862	\$9,797
Holbrook Unified District	090203000	\$11,337,230	\$606,961	\$1,825,506	\$1,800,243	\$6,773,852	\$22,343,792
Total ADM: 1,689.489	Per ADM Amounts:	\$6,710	\$359	\$1,081	\$1,066	\$4,009	\$13,225
Joseph City Unified District	090202000	\$1,952,682	\$185,961	\$599,224	\$481,686	\$1,707,240	\$4,926,793
Total ADM: 380.745	Per ADM Amounts:	\$5,129	\$488	\$1,574	\$1,265	\$4,484	\$12,940
Kayenta Unified School District # 27	090227000	\$8,957,168	\$363,643	\$2,490,652	\$2,265,106	\$8,414,986	\$22,491,555
Total ADM: 1,679.750	Per ADM Amounts:	\$5,332	\$216	\$1,483	\$1,348	\$5,010	\$13,390
Navajo County Accommodation District #99	090199000	\$144,576	\$1,964	\$116,243	\$3,996	\$53,168	\$319,947
Total ADM: 12.220	Per ADM Amounts:	\$11,831	\$161	\$9,513	\$327	\$4,351	\$26,182
Northeast Arizona Technological Institute of	090836000	\$1,990,091	\$104,715	\$484,530	\$69,416	\$169,016	\$2,817,768
Total ADM: 534.648	Per ADM Amounts:	\$3,722	\$196	\$906	\$130	\$316	\$5,270
Northern Arizona Vocational Institute of Technology	090835000	\$3,429,930	\$1,890	\$347,915	\$170,634	\$124,275	\$4,074,644
Total ADM: 1,014.482	Per ADM Amounts:	\$3,381	\$2	\$343	\$168	\$123	\$4,016
Pinon Unified District	090204000	\$7,128,361	\$420,765	\$2,680,379	\$1,548,677	\$7,498,338	\$19,276,520
Total ADM: 1,176.147	Per ADM Amounts:	\$6,061	\$358	\$2,279	\$1,317	\$6,375	\$16,390
Show Low Unified District	090210000	\$9,632,793	\$257,017	\$1,727,842	\$867,859	\$5,008,081	\$17,493,592
Total ADM: 2,342.818	Per ADM Amounts:	\$4,112	\$110	\$738	\$370	\$2,138	\$7,467
Snowflake Unified District	090205000	\$7,810,856	\$518,848	\$1,435,894	\$1,371,166	\$3,776,208	\$14,912,972
Total ADM: 2,329.745	Per ADM Amounts:	\$3,353	\$223	\$616	\$589	\$1,621	\$6,401
Whiteriver Unified District	090220000	\$10,334,413	\$366,035	\$2,272,954	\$1,667,504	\$7,879,548	\$22,520,454
Total ADM: 2,117.253	Per ADM Amounts:	\$4,881	\$173	\$1,074	\$788	\$3,722	\$10,637
Winslow Unified District	090201000	\$7,947,102	\$462,947	\$1,913,841	\$1,023,516	\$5,648,225	\$16,995,631
Total ADM: 2,108.608	Per ADM Amounts:	\$3,769	\$220	\$908	\$485	\$2,679	\$8,060
Navajo Totals		\$83,289,378	\$3,562,740	\$18,990,051	\$12,614,296	\$54,097,152	\$172,553,617
Total ADM: 17,902.198	Per ADM Amounts:	\$4,652	\$199	\$1,061	\$705	\$3,022	\$9,639

Current Expenditures for Districts			Classroom Instruction	Classroom Supplies	Administration	Student Support Services	Other Support Services	Total Current Expenditures
Pima County								
Ajo Unified District		100215000	\$1,779,472	\$67,071	\$527,183	\$138,771	\$686,195	\$3,198,692
Total ADM:	409.074	Per ADM Amounts:	\$4,350	\$164	\$1,289	\$339	\$1,677	\$7,819
Altar Valley Elementary District		100351000	\$2,509,556	\$76,867	\$841,051	\$470,520	\$2,145,381	\$6,043,375
Total ADM:	871.429	Per ADM Amounts:	\$2,880	\$88	\$965	\$540	\$2,462	\$6,935
Amphitheater Unified District		100210000	\$52,910,410	\$3,202,185	\$8,466,136	\$8,959,300	\$26,930,349	\$100,468,380
Total ADM:	13,518.611	Per ADM Amounts:	\$3,914	\$237	\$626	\$663	\$1,992	\$7,432
Baboquivari Unified School District #40		100240000	\$6,802,913	\$295,942	\$3,756,929	\$1,555,800	\$5,555,808	\$17,967,392
Total ADM:	964.590	Per ADM Amounts:	\$7,053	\$307	\$3,895	\$1,613	\$5,760	\$18,627
Catalina Foothills Unified District		100216000	\$17,532,055	\$832,424	\$4,526,168	\$2,444,312	\$9,098,652	\$34,433,611
Total ADM:	4,816.009	Per ADM Amounts:	\$3,640	\$173	\$940	\$508	\$1,889	\$7,150
Continental Elementary District		100339000	\$2,333,323	\$99,408	\$661,513	\$301,905	\$1,060,503	\$4,456,652
Total ADM:	754.474	Per ADM Amounts:	\$3,093	\$132	\$877	\$400	\$1,406	\$5,907
Empire Elementary District		100337000	\$213,803	\$0	\$0	\$0	\$0	\$213,803
Total ADM:	18.210	Per ADM Amounts:	\$11,741	\$0	\$0	\$0	\$0	\$11,741
Flowing Wells Unified District		100208000	\$20,513,479	\$902,611	\$4,165,020	\$3,295,157	\$10,968,325	\$39,844,592
Total ADM:	5,386.568	Per ADM Amounts:	\$3,808	\$168	\$773	\$612	\$2,036	\$7,397
Marana Unified District		100206000	\$47,156,024	\$1,642,236	\$10,219,392	\$7,219,010	\$24,439,809	\$90,676,471
Total ADM:	11,785.821	Per ADM Amounts:	\$4,001	\$139	\$867	\$613	\$2,074	\$7,694
Pima Accommodation District		100100000	\$439,279	\$32,058	\$185,849	\$136,833	\$151,481	\$945,500
Total ADM:	61.343	Per ADM Amounts:	\$7,161	\$523	\$3,030	\$2,231	\$2,469	\$15,413
Pima County JTED		100811000	\$13,842,428	\$465,523	\$3,158,569	\$368,477	\$1,427,074	\$19,262,071
Total ADM:	3,796.555	Per ADM Amounts:	\$3,646	\$123	\$832	\$97	\$376	\$5,074
Redington Elementary District		100344000	\$60,973	\$0	\$0	\$0	\$14,000	\$74,973
Total ADM:	10.000	Per ADM Amounts:	\$6,097	\$0	\$0	\$0	\$1,400	\$7,497
Sahuarita Unified District		100230000	\$20,912,212	\$743,017	\$4,200,346	\$2,995,345	\$10,917,602	\$39,768,522
Total ADM:	5,976.547	Per ADM Amounts:	\$3,499	\$124	\$703	\$501	\$1,827	\$6,654
San Fernando Elementary District		100335000	\$149,920	\$13,263	\$66,698	\$1,722	\$128,039	\$359,642
Total ADM:	16.880	Per ADM Amounts:	\$8,882	\$786	\$3,951	\$102	\$7,585	\$21,306
Sunnyside Unified District		100212000	\$54,199,067	\$1,779,916	\$12,069,036	\$11,076,181	\$38,138,499	\$117,262,699
Total ADM:	15,892.267	Per ADM Amounts:	\$3,410	\$112	\$759	\$697	\$2,400	\$7,379

Current Expenditures for Districts			Classroom Instruction	Classroom Supplies	Administration	Student Support Services	Other Support Services	Total Current Expenditures
Pima County								
Tanque Verde Unified District		100213000	\$8,672,120	\$147,043	\$2,109,296	\$1,462,197	\$2,666,669	\$15,057,325
Total ADM:	2,001.217	Per ADM Amounts:	\$4,333	\$73	\$1,054	\$731	\$1,333	\$7,524
Tucson Unified District		100201000	\$180,215,888	\$6,489,701	\$44,160,537	\$36,769,314	\$117,653,162	\$385,288,602
Total ADM:	45,397.598	Per ADM Amounts:	\$3,970	\$143	\$973	\$810	\$2,592	\$8,487
Vail Unified District		100220000	\$42,873,468	\$989,576	\$10,202,557	\$6,899,656	\$28,613,793	\$89,579,050
Total ADM:	12,010.461	Per ADM Amounts:	\$3,570	\$82	\$849	\$574	\$2,382	\$7,458
Pima Totals			\$473,116,390	\$17,778,841	\$109,316,280	\$84,094,500	\$280,595,341	\$964,901,352
Total ADM:	123,687.654	Per ADM Amounts:	\$3,825	\$144	\$884	\$680	\$2,269	\$7,801

Current Expenditures for Districts			Classroom Instruction	Classroom Supplies	Administration	Student Support Services	Other Support Services	Total Current Expenditures
Pinal County								
Apache Junction Unified District		110243000	\$15,056,439	\$537,819	\$2,579,965	\$2,507,971	\$7,166,504	\$27,848,698
Total ADM:	3,821.053	Per ADM Amounts:	\$3,940	\$141	\$675	\$656	\$1,876	\$7,288
Casa Grande Elementary District		110404000	\$24,194,260	\$402,182	\$76,392	\$3,390,998	\$15,626,682	\$43,690,514
Total ADM:	6,548.137	Per ADM Amounts:	\$3,695	\$61	\$12	\$518	\$2,386	\$6,672
Casa Grande Union High School District		110502000	\$12,230,457	\$438,878	\$2,806,349	\$2,091,751	\$2,179,151	\$19,746,586
Total ADM:	3,757.459	Per ADM Amounts:	\$3,255	\$117	\$747	\$557	\$580	\$5,255
Central Arizona Valley Institute of Technology		110801000	\$1,251,269	\$159,190	\$513,658	\$33,098	\$729,172	\$2,686,387
Total ADM:	961.020	Per ADM Amounts:	\$1,302	\$166	\$534	\$34	\$759	\$2,795
Cobre Valley Institute of Technology District		110802000	\$627,723	\$26,854	\$341,675	\$26,389	\$143,906	\$1,166,547
Total ADM:	86.607	Per ADM Amounts:	\$7,248	\$310	\$3,945	\$305	\$1,662	\$13,469
Coolidge Unified District		110221000	\$11,781,946	\$433,027	\$2,948,377	\$1,721,913	\$8,552,568	\$25,437,831
Total ADM:	3,107.980	Per ADM Amounts:	\$3,791	\$139	\$949	\$554	\$2,752	\$8,185
Eloy Elementary District		110411000	\$3,529,827	\$192,754	\$1,257,295	\$617,830	\$2,702,432	\$8,300,138
Total ADM:	869.669	Per ADM Amounts:	\$4,059	\$222	\$1,446	\$710	\$3,107	\$9,544
Florence Unified School District		110201000	\$0	\$29,158,734	\$1,057,017	\$6,198,140	\$0	\$36,413,891
Total ADM:	8,079.013	Per ADM Amounts:	\$0	\$3,609	\$131	\$767	\$0	\$4,507
J O Combs Unified School District		110244000	\$14,001,201	\$298,596	\$3,237,934	\$2,951,167	\$7,599,064	\$28,087,962
Total ADM:	4,144.239	Per ADM Amounts:	\$3,378	\$72	\$781	\$712	\$1,834	\$6,778
Mammoth-San Manuel Unified District		110208000	\$3,445,386	\$227,982	\$909,095	\$499,715	\$2,076,293	\$7,158,471
Total ADM:	751.529	Per ADM Amounts:	\$4,585	\$303	\$1,210	\$665	\$2,763	\$9,525
Maricopa Unified School District		110220000	\$18,773,632	\$936,249	\$3,827,688	\$3,821,360	\$13,923,991	\$41,282,920
Total ADM:	6,098.275	Per ADM Amounts:	\$3,079	\$154	\$628	\$627	\$2,283	\$6,770
Mary C O'Brien Accommodation District		110100000	\$2,066,515	\$66,439	\$481,900	\$408,096	\$1,672,731	\$4,695,681
Total ADM:	201.955	Per ADM Amounts:	\$10,233	\$329	\$2,386	\$2,021	\$8,283	\$23,251
Oracle Elementary District		110302000	\$2,201,323	\$135,589	\$455,747	\$275,257	\$1,212,817	\$4,280,733
Total ADM:	465.342	Per ADM Amounts:	\$4,731	\$291	\$979	\$592	\$2,606	\$9,199
Picacho Elementary District		110433000	\$806,783	\$37,624	\$270,764	\$36,283	\$428,660	\$1,580,114
Total ADM:	157.200	Per ADM Amounts:	\$5,132	\$239	\$1,722	\$231	\$2,727	\$10,052
Ray Unified District		110203000	\$2,250,019	\$71,082	\$558,735	\$317,863	\$1,373,272	\$4,570,971
Total ADM:	443.646	Per ADM Amounts:	\$5,072	\$160	\$1,259	\$716	\$3,095	\$10,303

Current Expenditures for Districts			Classroom Instruction	Classroom Supplies	Administration	Student Support Services	Other Support Services	Total Current Expenditures
Pinal County								
Red Rock Elementary District	110405000		\$937,178	\$1,689	\$384,792	\$430	\$693,201	\$2,017,290
Total ADM: 296.048	Per ADM Amounts:		\$3,166	\$6	\$1,300	\$1	\$2,342	\$6,814
Sacaton Elementary District	110418000		\$4,127,268	\$335,711	\$1,393,371	\$795,363	\$3,123,395	\$9,775,108
Total ADM: 509.407	Per ADM Amounts:		\$8,102	\$659	\$2,735	\$1,561	\$6,131	\$19,189
Santa Cruz Valley Union High School District	110540000		\$1,579,764	\$139,837	\$588,774	\$377,213	\$1,437,902	\$4,123,490
Total ADM: 448.112	Per ADM Amounts:		\$3,525	\$312	\$1,314	\$842	\$3,209	\$9,202
Stanfield Elementary District	110424000		\$2,101,734	\$100,059	\$760,262	\$148,887	\$1,608,772	\$4,719,714
Total ADM: 511.920	Per ADM Amounts:		\$4,106	\$195	\$1,485	\$291	\$3,143	\$9,220
Superior Unified School District	110215000		\$1,902,039	\$43,268	\$751,272	\$139,740	\$1,139,028	\$3,975,347
Total ADM: 361.914	Per ADM Amounts:		\$5,255	\$120	\$2,076	\$386	\$3,147	\$10,984
Toltec School District	110422000		\$3,649,373	\$149,324	\$1,701,927	\$656,737	\$2,268,434	\$8,425,795
Total ADM: 1,026.102	Per ADM Amounts:		\$3,557	\$146	\$1,659	\$640	\$2,211	\$8,211
Pinal Totals			\$126,514,136	\$33,892,887	\$26,902,989	\$27,016,201	\$75,657,975	\$289,984,188
Total ADM: 42,646.627	Per ADM Amounts:		\$2,967	\$795	\$631	\$633	\$1,774	\$6,800

Current Expenditures for Districts		Classroom Instruction	Classroom Supplies	Administration	Student Support Services	Other Support Services	Total Current Expenditures
Santa Cruz County							
Nogales Unified District	120201000	\$19,220,667	\$1,362,285	\$4,333,646	\$2,954,753	\$12,595,398	\$40,466,749
Total ADM: 5,536.820	Per ADM Amounts:	\$3,471	\$246	\$783	\$534	\$2,275	\$7,309
Patagonia Elementary District	120406000	\$731,133	\$21,840	\$207,847	\$53,230	\$297,719	\$1,311,769
Total ADM: 83.653	Per ADM Amounts:	\$8,740	\$261	\$2,485	\$636	\$3,559	\$15,681
Patagonia Union High School District	120520000	\$592,571	\$40,485	\$259,673	\$115,737	\$652,020	\$1,660,486
Total ADM: 73.409	Per ADM Amounts:	\$8,072	\$551	\$3,537	\$1,577	\$8,882	\$22,620
Santa Cruz Elementary District	120328000	\$913,635	\$74,109	\$350,916	\$1	\$764,806	\$2,103,467
Total ADM: 287.094	Per ADM Amounts:	\$3,182	\$258	\$1,222	\$0	\$2,664	\$7,327
Santa Cruz Valley Unified District	120235000	\$11,813,275	\$996,680	\$4,236,003	\$2,157,638	\$8,044,532	\$27,248,128
Total ADM: 3,326.419	Per ADM Amounts:	\$3,551	\$300	\$1,273	\$649	\$2,418	\$8,191
Sonoita Elementary District	120425000	\$1,163,777	\$40,367	\$404,730	\$71,628	\$444,549	\$2,125,051
Total ADM: 114.625	Per ADM Amounts:	\$10,153	\$352	\$3,531	\$625	\$3,878	\$18,539
Santa Cruz Totals		\$34,435,058	\$2,535,766	\$9,792,815	\$5,352,987	\$22,799,024	\$74,915,650
Total ADM: 9,422.020	Per ADM Amounts:	\$3,655	\$269	\$1,039	\$568	\$2,420	\$7,951

Current Expenditures for Districts			Classroom Instruction	Classroom Supplies	Administration	Student Support Services	Other Support Services	Total Current Expenditures
Yavapai County								
Ash Fork Joint Unified District		130231000	\$1,205,850	\$75,847	\$550,961	\$122,565	\$691,680	\$2,646,903
Total ADM:	226.233	Per ADM Amounts:	\$5,330	\$335	\$2,435	\$542	\$3,057	\$11,700
Bagdad Unified District		130220000	\$2,723,044	\$262,476	\$978,922	\$395,733	\$979,181	\$5,339,356
Total ADM:	414.379	Per ADM Amounts:	\$6,571	\$633	\$2,362	\$955	\$2,363	\$12,885
Beaver Creek Elementary District		130326000	\$1,412,911	\$41,934	\$333,328	\$296,490	\$782,806	\$2,867,469
Total ADM:	388.933	Per ADM Amounts:	\$3,633	\$108	\$857	\$762	\$2,013	\$7,373
Camp Verde Unified District		130228000	\$6,625,309	\$391,830	\$1,070,478	\$936,100	\$2,312,782	\$11,336,499
Total ADM:	1,442.814	Per ADM Amounts:	\$4,592	\$272	\$742	\$649	\$1,603	\$7,857
Canon Elementary District		130350000	\$692,050	\$17,599	\$249,609	\$47,737	\$389,235	\$1,396,230
Total ADM:	168.258	Per ADM Amounts:	\$4,113	\$105	\$1,483	\$284	\$2,313	\$8,298
Chino Valley Unified District		130251000	\$8,183,440	\$263,708	\$2,501,260	\$1,542,253	\$5,084,813	\$17,575,474
Total ADM:	2,287.035	Per ADM Amounts:	\$3,578	\$115	\$1,094	\$674	\$2,223	\$7,685
Clarkdale-Jerome Elementary District		130403000	\$2,294,175	\$106,444	\$399,178	\$365,079	\$750,138	\$3,915,014
Total ADM:	451.368	Per ADM Amounts:	\$5,083	\$236	\$884	\$809	\$1,662	\$8,674
Congress Elementary District		130317000	\$929,973	\$43,528	\$203,878	\$44,788	\$303,051	\$1,525,218
Total ADM:	130.376	Per ADM Amounts:	\$7,133	\$334	\$1,564	\$344	\$2,324	\$11,699
Cottonwood-Oak Creek Elementary District		130406000	\$7,922,229	\$335,962	\$1,881,536	\$931,192	\$4,619,122	\$15,690,041
Total ADM:	2,026.270	Per ADM Amounts:	\$3,910	\$166	\$929	\$460	\$2,280	\$7,743
Crown King Elementary District		130341000	\$42,524	\$14,077	\$17,977	\$0	\$28,698	\$103,276
Total ADM:	0.918	Per ADM Amounts:	\$46,322	\$15,334	\$19,583	\$0	\$31,261	\$112,501
Hillside Elementary District		130335000	\$201,852	\$12,639	\$62,407	\$9,254	\$74,896	\$361,048
Total ADM:	25.696	Per ADM Amounts:	\$7,855	\$492	\$2,429	\$360	\$2,915	\$14,051
Humboldt Unified District		130222000	\$2,534,910	\$1,187,916	\$3,914,352	\$2,811,604	\$11,393,572	\$21,842,354
Total ADM:	5,543.451	Per ADM Amounts:	\$457	\$214	\$706	\$507	\$2,055	\$3,940
Kirkland Elementary District		130323000	\$552,598	\$15,737	\$155,053	\$124,263	\$258,585	\$1,106,236
Total ADM:	90.357	Per ADM Amounts:	\$6,116	\$174	\$1,716	\$1,375	\$2,862	\$12,243
Mayer Unified School District		130243000	\$2,479,227	\$88,423	\$795,761	\$375,094	\$1,589,268	\$5,327,773
Total ADM:	533.334	Per ADM Amounts:	\$4,649	\$166	\$1,492	\$703	\$2,980	\$9,990
Mingus Union High School District		130504000	\$5,199,321	\$205,170	\$1,084,864	\$822,941	\$2,523,483	\$9,835,779
Total ADM:	1,170.270	Per ADM Amounts:	\$4,443	\$175	\$927	\$703	\$2,156	\$8,405

Current Expenditures for Districts			Classroom Instruction	Classroom Supplies	Administration	Student Support Services	Other Support Services	Total Current Expenditures
Yavapai County								
Mountain Institute JTED	130802000		\$827,733	\$63,495	\$686,046	\$304	\$379,838	\$1,957,416
Total ADM: 487.201	Per ADM Amounts:		\$1,699	\$130	\$1,408	\$1	\$780	\$4,018
Prescott Unified District	130201000		\$15,277,141	\$385,135	\$2,338,209	\$3,159,530	\$4,304,159	\$25,464,174
Total ADM: 3,930.802	Per ADM Amounts:		\$3,887	\$98	\$595	\$804	\$1,095	\$6,478
Sedona-Oak Creek JUSD #9	130209000		\$4,406,722	\$181,574	\$1,119,859	\$630,931	\$2,563,622	\$8,902,708
Total ADM: 1,048.485	Per ADM Amounts:		\$4,203	\$173	\$1,068	\$602	\$2,445	\$8,491
Seligman Unified District	130240000		\$1,183,169	\$12,587	\$349,069	\$130,053	\$898,824	\$2,573,702
Total ADM: 145.631	Per ADM Amounts:		\$8,124	\$86	\$2,397	\$893	\$6,172	\$17,673
Skull Valley Elementary District	130315000		\$192,871	\$6,562	\$76,854	\$19,072	\$140,226	\$435,585
Total ADM: 33.421	Per ADM Amounts:		\$5,771	\$196	\$2,300	\$571	\$4,196	\$13,033
Valley Academy for Career and Technology	130801000		\$523,424	\$926	\$514,587	\$49,346	\$222,995	\$1,311,278
Total ADM: 318.171	Per ADM Amounts:		\$1,645	\$3	\$1,617	\$155	\$701	\$4,121
Walnut Grove Elementary District	130307000		\$827	\$0	\$4,007	\$0	\$5,626	\$10,460
Total ADM: 3.000	Per ADM Amounts:		\$276	\$0	\$1,336	\$0	\$1,875	\$3,487
Williamson Valley Elementary School District	130302000		\$0	\$0	\$28,217	\$0	\$53,680	\$81,897
Total ADM: 22.386	Per ADM Amounts:		\$0	\$0	\$1,260	\$0	\$2,398	\$3,658
Yarnell Elementary District	130352000		\$409,264	\$18,010	\$124,214	\$103,232	\$174,357	\$829,077
Total ADM: 49.391	Per ADM Amounts:		\$8,286	\$365	\$2,515	\$2,090	\$3,530	\$16,786
Yavapai Accommodation School District	130199000		\$405,933	\$25,859	\$291,182	\$125,785	\$143,571	\$992,330
Total ADM: 81.558	Per ADM Amounts:		\$4,977	\$317	\$3,570	\$1,542	\$1,760	\$12,167
Yavapai Totals			\$66,226,497	\$3,757,438	\$19,731,808	\$13,043,346	\$40,668,208	\$143,427,297
Total ADM: 21,019.738	Per ADM Amounts:		\$3,151	\$179	\$939	\$621	\$1,935	\$6,823

Current Expenditures for Districts		Classroom Instruction	Classroom Supplies	Administration	Student Support Services	Other Support Services	Total Current Expenditures
Yuma County							
Antelope Union High School District	140550000	\$1,519,920	\$30,142	\$478,437	\$74,734	\$869,499	\$2,972,732
Total ADM: 226.023	Per ADM Amounts:	\$6,725	\$133	\$2,117	\$331	\$3,847	\$13,152
Crane Elementary District	140413000	\$23,304,093	\$536,329	\$5,025,118	\$2,291,252	\$12,242,829	\$43,399,621
Total ADM: 6,030.949	Per ADM Amounts:	\$3,864	\$89	\$833	\$380	\$2,030	\$7,196
Gadsden Elementary District	140432000	\$17,044,983	\$1,075,032	\$5,147,903	\$2,438,101	\$11,453,526	\$37,159,545
Total ADM: 5,185.652	Per ADM Amounts:	\$3,287	\$207	\$993	\$470	\$2,209	\$7,166
Hyder Elementary District	140416000	\$832,095	\$53,809	\$193,179	\$33,014	\$754,634	\$1,866,731
Total ADM: 90.885	Per ADM Amounts:	\$9,155	\$592	\$2,126	\$363	\$8,303	\$20,539
Mohawk Valley Elementary District	140417000	\$689,632	\$22,185	\$300,834	\$19,244	\$554,811	\$1,586,706
Total ADM: 156.433	Per ADM Amounts:	\$4,408	\$142	\$1,923	\$123	\$3,547	\$10,143
Somerton Elementary District	140411000	\$9,013,965	\$374,978	\$4,172,402	\$1,418,615	\$5,745,722	\$20,725,682
Total ADM: 2,707.290	Per ADM Amounts:	\$3,330	\$139	\$1,541	\$524	\$2,122	\$7,656
Southwest Technical Education District of Yuma	140801000	\$1,477,806	\$11,260	\$301,442	\$22,860	\$79,149	\$1,892,517
Total ADM: 877.947	Per ADM Amounts:	\$1,683	\$13	\$343	\$26	\$90	\$2,156
Wellton Elementary District	140424000	\$1,177,904	\$34,629	\$347,487	\$126,628	\$547,038	\$2,233,686
Total ADM: 220.953	Per ADM Amounts:	\$5,331	\$157	\$1,573	\$573	\$2,476	\$10,109
Yuma Elementary District	140401000	\$30,026,416	\$773,479	\$8,115,350	\$4,163,393	\$26,362,007	\$69,440,645
Total ADM: 8,268.413	Per ADM Amounts:	\$3,631	\$94	\$981	\$504	\$3,188	\$8,398
Yuma Union High School District	140570000	\$32,236,781	\$1,149,864	\$9,420,678	\$5,200,931	\$24,173,354	\$72,181,608
Total ADM: 10,579.665	Per ADM Amounts:	\$3,047	\$109	\$890	\$492	\$2,285	\$6,823
Yuma Totals		\$117,323,595	\$4,061,707	\$33,502,830	\$15,788,772	\$82,782,569	\$253,459,473
Total ADM: 34,344.210	Per ADM Amounts:	\$3,416	\$118	\$976	\$460	\$2,410	\$7,380

Current Expenditures for Districts			Classroom Instruction	Classroom Supplies	Administration	Student Support Services	Other Support Services	Total Current Expenditures
State Totals			\$3,666,381,477	\$172,268,184	\$748,116,283	\$576,421,631	\$1,958,489,850	\$7,121,677,425
Total ADM:	930,877.255	Per ADM Amounts:	\$3,939	\$185	\$804	\$619	\$2,104	\$7,651

Current Expenditures for Charter Schools		Classroom Instruction	Classroom Supplies	Administration	Student Support Services	Other Support Services	Total Current Expenditures
Cochise County							
Center for Academic Success, Inc.	028750000	\$4,556,485	\$212,574	\$884,435	\$423,015	\$2,422,095	\$8,498,604
Total Attending ADM: 1,159.328	Per ADM Amounts:	\$3,930	\$183	\$763	\$365	\$2,089	\$7,331
Cochise Community Development Corporation	028701000	\$1,380,823	\$75,542	\$991,872	\$169,666	\$486,268	\$3,104,171
Total Attending ADM: 375.866	Per ADM Amounts:	\$3,674	\$201	\$2,639	\$451	\$1,294	\$8,259
Omega Alpha Academy	028751000	\$1,532,326	\$87,590	\$493,090	\$143,449	\$1,342,054	\$3,598,509
Total Attending ADM: 384.521	Per ADM Amounts:	\$3,985	\$228	\$1,282	\$373	\$3,490	\$9,358
Cochise Totals		\$7,469,634	\$375,706	\$2,369,397	\$736,130	\$4,250,417	\$15,201,284
Total Attending ADM: 1,919.715	Per ADM Amounts:	\$3,891	\$196	\$1,234	\$383	\$2,214	\$7,919

Current Expenditures for Charter Schools		Classroom Instruction	Classroom Supplies	Administration	Student Support Services	Other Support Services	Total Current Expenditures
Coconino County							
BASIS Schools, Inc.	038707000	\$2,234,988	\$49,883	\$962,588	\$226,961	\$102,351	\$3,576,771
Total Attending ADM: 578.795	Per ADM Amounts:	\$3,861	\$86	\$1,663	\$392	\$177	\$6,180
Flagstaff Arts And Leadership Academy	038750000	\$1,347,699	\$47,338	\$320,278	\$260,805	\$578,485	\$2,554,605
Total Attending ADM: 320.486	Per ADM Amounts:	\$4,205	\$148	\$999	\$814	\$1,805	\$7,971
Flagstaff Junior Academy	038752000	\$1,384,358	\$204,220	\$360,412	\$2,526	\$377,088	\$2,328,604
Total Attending ADM: 287.063	Per ADM Amounts:	\$4,822	\$711	\$1,256	\$9	\$1,314	\$8,112
Flagstaff Montessori, L.L.C.	038705000	\$826,108	\$41,941	\$1	\$1	\$411,428	\$1,279,479
Total Attending ADM: 193.848	Per ADM Amounts:	\$4,262	\$216	\$0	\$0	\$2,122	\$6,600
Haven Montessori Children's House, Inc.	038755000	\$301,833	\$18,471	\$142,845	\$31,673	\$27,660	\$522,482
Total Attending ADM: 84.521	Per ADM Amounts:	\$3,571	\$219	\$1,690	\$375	\$327	\$6,182
Mountain School, Inc.	038751000	\$855,381	\$39,278	\$418,668	\$0	\$0	\$1,313,327
Total Attending ADM: 178.365	Per ADM Amounts:	\$4,796	\$220	\$2,347	\$0	\$0	\$7,363
Northland Preparatory Academy	038701000	\$2,389,165	\$102,417	\$824,727	\$282,998	\$1,435,723	\$5,035,030
Total Attending ADM: 641.774	Per ADM Amounts:	\$3,723	\$160	\$1,285	\$441	\$2,237	\$7,845
Painted Desert Demonstration Projects, Inc.	038753000	\$12,330	\$29,568	\$18,375	\$6,481	\$62,926	\$129,680
Total Attending ADM: 96.662	Per ADM Amounts:	\$128	\$306	\$190	\$67	\$651	\$1,342
PEAK School Inc., The	038702000	\$557,512	\$13,691	\$221,398	\$16,683	\$274,694	\$1,083,978
Total Attending ADM: 173.378	Per ADM Amounts:	\$3,216	\$79	\$1,277	\$96	\$1,584	\$6,252
Pine Forest Education Association, Inc.	038706000	\$1,190,881	\$46,833	\$271,999	\$71,615	\$395,430	\$1,976,758
Total Attending ADM: 226.420	Per ADM Amounts:	\$5,260	\$207	\$1,201	\$316	\$1,746	\$8,730
Coconino Totals		\$11,100,255	\$593,640	\$3,541,291	\$899,743	\$3,665,785	\$19,800,714
Total Attending ADM: 2,781.312	Per ADM Amounts:	\$3,991	\$213	\$1,273	\$323	\$1,318	\$7,119

Current Expenditures for Charter Schools		Classroom Instruction	Classroom Supplies	Administration	Student Support Services	Other Support Services	Total Current Expenditures
Gila County							
Destiny School, Inc.	048701000	\$1,354,914	\$104,181	\$555,565	\$25,243	\$588,128	\$2,628,031
Total Attending ADM: 282.636	Per ADM Amounts:	\$4,794	\$369	\$1,966	\$89	\$2,081	\$9,298
Liberty High School	048750000	\$376,788	\$23,602	\$202,857	\$9,832	\$80,281	\$693,360
Total Attending ADM: 84.922	Per ADM Amounts:	\$4,437	\$278	\$2,389	\$116	\$945	\$8,165
The Shelby School	048703000	\$138,016	\$7,308	\$51,801	\$1,280	\$33,962	\$232,367
Total Attending ADM: 27.241	Per ADM Amounts:	\$5,066	\$268	\$1,902	\$47	\$1,247	\$8,530
Gila Totals		\$1,869,718	\$135,091	\$810,223	\$36,355	\$702,371	\$3,553,758
Total Attending ADM: 394.799	Per ADM Amounts:	\$4,736	\$342	\$2,052	\$92	\$1,779	\$9,001

Current Expenditures for Charter Schools		Classroom Instruction	Classroom Supplies	Administration	Student Support Services	Other Support Services	Total Current Expenditures
Graham County							
Discovery Plus Academy	058703000	\$358,303	\$25,800	\$111,045	\$35,967	\$80,278	\$611,393
Total Attending ADM: 100.372	Per ADM Amounts:	\$3,570	\$257	\$1,106	\$358	\$800	\$6,091
Triumphant Learning Center	058702000	\$255,693	\$17,524	\$131,728	\$52,652	\$156,408	\$614,005
Total Attending ADM: 95.267	Per ADM Amounts:	\$2,684	\$184	\$1,383	\$553	\$1,642	\$6,445
Graham Totals		\$613,996	\$43,324	\$242,773	\$88,619	\$236,686	\$1,225,398
Total Attending ADM: 195.639	Per ADM Amounts:	\$3,138	\$221	\$1,241	\$453	\$1,210	\$6,264

Current Expenditures for Charter Schools		Classroom Instruction	Classroom Supplies	Administration	Student Support Services	Other Support Services	Total Current Expenditures
Maricopa County							
Academy Of Excellence, Inc.	078604000	\$404,634	\$22,036	\$186,474	\$52,784	\$355,715	\$1,021,643
Total Attending ADM: 104.523	Per ADM Amounts:	\$3,871	\$211	\$1,784	\$505	\$3,403	\$9,774
Academy of Mathematics and Science, Inc.	078270000	\$1,095,731	\$56,065	\$870,733	\$120,399	\$271,186	\$2,414,114
Total Attending ADM: 352.909	Per ADM Amounts:	\$3,105	\$159	\$2,467	\$341	\$768	\$6,841
Academy with Community Partners Inc	078794000	\$332,160	\$4,053	\$226,068	\$58,332	\$185,589	\$806,202
Total Attending ADM: 131.396	Per ADM Amounts:	\$2,528	\$31	\$1,721	\$444	\$1,412	\$6,136
Accelerated Learning Center, Inc.	078979000	\$531,828	\$9,281	\$213,280	\$3,956	\$328,370	\$1,086,715
Total Attending ADM: 198.592	Per ADM Amounts:	\$2,678	\$47	\$1,074	\$20	\$1,653	\$5,472
Acclaim Charter School	078701000	\$1,513,465	\$58,604	\$318,730	\$113,423	\$1,117,527	\$3,121,749
Total Attending ADM: 380.166	Per ADM Amounts:	\$3,981	\$154	\$838	\$298	\$2,940	\$8,212
Ahwatukee Foothills Prep Early College High	078582000	\$64,607	\$7,848	\$36,735	\$1,370	\$7,718	\$118,278
Total Attending ADM: 4.174	Per ADM Amounts:	\$15,478	\$1,880	\$8,801	\$328	\$1,849	\$28,337
AIBT Non-Profit Charter High School - Phoenix	078793000	\$401,447	\$23,342	\$458,329	\$44,381	\$858,595	\$1,786,094
Total Attending ADM: 317.929	Per ADM Amounts:	\$1,263	\$73	\$1,442	\$140	\$2,701	\$5,618
All Aboard Charter School	078967000	\$386,956	\$19,816	\$138,006	\$50,140	\$236,499	\$831,417
Total Attending ADM: 105.398	Per ADM Amounts:	\$3,671	\$188	\$1,309	\$476	\$2,244	\$7,888
Allen-Cochran Enterprises, Inc.	078724000	\$1,503,122	\$143,147	\$270,758	\$191,998	\$508,468	\$2,617,493
Total Attending ADM: 363.008	Per ADM Amounts:	\$4,141	\$394	\$746	\$529	\$1,401	\$7,211
Ambassador Academy	078529000	\$245,381	\$12,123	\$59,014	\$19,623	\$161,903	\$498,044
Total Attending ADM: 56.374	Per ADM Amounts:	\$4,353	\$215	\$1,047	\$348	\$2,872	\$8,835
American Basic Schools LLC	078989000	\$2,323,375	\$125,246	\$587,429	\$47,088	\$2,185,217	\$5,268,355
Total Attending ADM: 785.331	Per ADM Amounts:	\$2,958	\$159	\$748	\$60	\$2,783	\$6,708
American Charter Schools Foundation d.b.a.	078950000	\$593,492	\$17,321	\$468,332	\$96,118	\$1,023,989	\$2,199,252
Total Attending ADM: 245.931	Per ADM Amounts:	\$2,413	\$70	\$1,904	\$391	\$4,164	\$8,943
American Charter Schools Foundation d.b.a. Desert	078947000	\$363,584	\$5,538	\$447,439	\$47,934	\$1,157,216	\$2,021,711
Total Attending ADM: 190.964	Per ADM Amounts:	\$1,904	\$29	\$2,343	\$251	\$6,060	\$10,587
American Charter Schools Foundation d.b.a. Estrella	078948000	\$553,712	\$5,444	\$567,344	\$52,487	\$1,204,146	\$2,383,133
Total Attending ADM: 250.564	Per ADM Amounts:	\$2,210	\$22	\$2,264	\$209	\$4,806	\$9,511
American Charter Schools Foundation d.b.a. Peoria	078951000	\$1,151,618	\$15,260	\$949,426	\$145,112	\$1,516,818	\$3,778,234
Total Attending ADM: 508.227	Per ADM Amounts:	\$2,266	\$30	\$1,868	\$286	\$2,985	\$7,434

Current Expenditures for Charter Schools		Classroom Instruction	Classroom Supplies	Administration	Student Support Services	Other Support Services	Total Current Expenditures
Maricopa County							
American Charter Schools Foundation d.b.a. South	078983000	\$889,978	\$26,049	\$908,030	\$143,151	\$1,696,421	\$3,663,629
Total Attending ADM: 467.202	Per ADM Amounts:	\$1,905	\$56	\$1,944	\$306	\$3,631	\$7,842
American Charter Schools Foundation d.b.a. South	078517000	\$1,056,104	\$22,199	\$712,607	\$187,813	\$1,503,943	\$3,482,666
Total Attending ADM: 439.899	Per ADM Amounts:	\$2,401	\$50	\$1,620	\$427	\$3,419	\$7,917
American Charter Schools Foundation d.b.a. Sun	078953000	\$1,222,091	\$20,844	\$1,066,216	\$223,164	\$1,553,844	\$4,086,159
Total Attending ADM: 516.230	Per ADM Amounts:	\$2,367	\$40	\$2,065	\$432	\$3,010	\$7,915
American Charter Schools Foundation d.b.a. West	078956000	\$926,821	\$27,398	\$810,823	\$106,384	\$1,531,996	\$3,403,422
Total Attending ADM: 401.423	Per ADM Amounts:	\$2,309	\$68	\$2,020	\$265	\$3,816	\$8,478
American Leadership Academy, Inc.	078725000	\$8,792,629	\$2,238,595	\$2,297,662	\$483,467	\$21,603,054	\$35,415,407
Total Attending ADM: 5,318.733	Per ADM Amounts:	\$1,653	\$421	\$432	\$91	\$4,062	\$6,659
American Virtual Academy	078926000	\$20,020,289	\$36,261	\$5,336,679	\$3,801,142	\$1,268,533	\$30,462,904
Total Attending ADM: 5,990.358	Per ADM Amounts:	\$3,342	\$6	\$891	\$635	\$212	\$5,085
Anthem Preparatory Academy	078525000	\$3,058,925	\$258,413	\$1,365,787	\$0	\$944,824	\$5,627,949
Total Attending ADM: 737.312	Per ADM Amounts:	\$4,149	\$350	\$1,852	\$0	\$1,281	\$7,633
Archway Classical Academy Arete	078247000	\$2,236,592	\$125,857	\$796,138	\$0	\$778,546	\$3,937,133
Total Attending ADM: 480.115	Per ADM Amounts:	\$4,658	\$262	\$1,658	\$0	\$1,622	\$8,200
Archway Classical Academy Chandler	078597000	\$2,122,873	\$166,338	\$766,342	\$0	\$759,083	\$3,814,636
Total Attending ADM: 476.368	Per ADM Amounts:	\$4,456	\$349	\$1,609	\$0	\$1,593	\$8,008
Archway Classical Academy Cicero	078248000	\$2,075,332	\$170,205	\$759,979	\$0	\$928,208	\$3,933,724
Total Attending ADM: 474.337	Per ADM Amounts:	\$4,375	\$359	\$1,602	\$0	\$1,957	\$8,293
Archway Classical Academy Glendale	078406000	\$2,316,378	\$125,746	\$875,459	\$655,193	\$0	\$3,972,776
Total Attending ADM: 490.554	Per ADM Amounts:	\$4,722	\$256	\$1,785	\$1,336	\$0	\$8,099
Archway Classical Academy Lincoln	078234000	\$2,112,425	\$162,515	\$776,618	\$0	\$1,069,640	\$4,121,198
Total Attending ADM: 463.127	Per ADM Amounts:	\$4,561	\$351	\$1,677	\$0	\$2,310	\$8,899
Archway Classical Academy North Phoenix	078214000	\$2,045,297	\$192,309	\$795,752	\$0	\$646,361	\$3,679,719
Total Attending ADM: 446.925	Per ADM Amounts:	\$4,576	\$430	\$1,781	\$0	\$1,446	\$8,233
Archway Classical Academy Scottsdale	078590000	\$1,663,585	\$151,499	\$645,723	\$0	\$693,066	\$3,153,873
Total Attending ADM: 361.553	Per ADM Amounts:	\$4,601	\$419	\$1,786	\$0	\$1,917	\$8,723
Archway Classical Academy Trivium East	078266000	\$1,544,954	\$121,145	\$664,463	\$0	\$758,600	\$3,089,162
Total Attending ADM: 379.687	Per ADM Amounts:	\$4,069	\$319	\$1,750	\$0	\$1,998	\$8,136

Current Expenditures for Charter Schools		Classroom Instruction	Classroom Supplies	Administration	Student Support Services	Other Support Services	Total Current Expenditures
Maricopa County							
Archway Classical Academy Trivium West	078595000	\$2,103,919	\$85,111	\$1,000,830	\$0	\$753,371	\$3,943,231
Total Attending ADM: 501.286	Per ADM Amounts:	\$4,197	\$170	\$1,997	\$0	\$1,503	\$7,866
Archway Classical Academy Veritas	078596000	\$2,189,565	\$191,166	\$917,726	\$0	\$1,022,000	\$4,320,457
Total Attending ADM: 493.962	Per ADM Amounts:	\$4,433	\$387	\$1,858	\$0	\$2,069	\$8,747
Arete Preparatory Academy	078527000	\$2,224,022	\$295,845	\$1,047,593	\$0	\$864,528	\$4,431,988
Total Attending ADM: 522.751	Per ADM Amounts:	\$4,254	\$566	\$2,004	\$0	\$1,654	\$8,478
Arizona Academy of Science And Technology, Inc.	078665000	\$193,534	\$2,600	\$136,926	\$53,790	\$194,992	\$581,842
Total Attending ADM: 63.695	Per ADM Amounts:	\$3,038	\$41	\$2,150	\$844	\$3,061	\$9,135
Arizona Agribusiness & Equine Center, Inc.	078707000	\$1,297,944	\$61,064	\$387,125	\$182,578	\$191,251	\$2,119,962
Total Attending ADM: 400.113	Per ADM Amounts:	\$3,244	\$153	\$968	\$456	\$478	\$5,298
Arizona Agribusiness & Equine Center, Inc.	078993000	\$937,639	\$66,488	\$415,255	\$188,397	\$154,570	\$1,762,349
Total Attending ADM: 430.251	Per ADM Amounts:	\$2,179	\$155	\$965	\$438	\$359	\$4,096
Arizona Agribusiness & Equine Center, Inc.	078510000	\$759,470	\$24,308	\$152,869	\$68,994	\$98,943	\$1,104,584
Total Attending ADM: 151.377	Per ADM Amounts:	\$5,017	\$161	\$1,010	\$456	\$654	\$7,297
Arizona Agribusiness & Equine Center, Inc.	078587000	\$1,533,092	\$63,817	\$448,507	\$209,140	\$231,647	\$2,486,203
Total Attending ADM: 473.415	Per ADM Amounts:	\$3,238	\$135	\$947	\$442	\$489	\$5,252
Arizona Autism Charter Schools, Inc.	078226000	\$1,473,615	\$69,871	\$507,156	\$621,100	\$273,759	\$2,945,501
Total Attending ADM: 97.343	Per ADM Amounts:	\$15,138	\$718	\$5,210	\$6,381	\$2,812	\$30,259
Arizona Call-a-Teen Youth Resources, Inc.	078723000	\$210,947	\$1,395	\$212,413	\$11,948	\$258,413	\$695,116
Total Attending ADM: 95.234	Per ADM Amounts:	\$2,215	\$15	\$2,230	\$125	\$2,713	\$7,299
Arizona Connections Academy Charter School, Inc.	078511000	\$10,881,054	\$8,844	\$2,351,152	\$41,959	\$1,053,108	\$14,336,117
Total Attending ADM: 1,970.796	Per ADM Amounts:	\$5,521	\$4	\$1,193	\$21	\$534	\$7,274
Arizona Language Preparatory	078260000	\$102,839	\$10,251	\$67,870	\$379	\$75,634	\$256,973
Total Attending ADM: 36.180	Per ADM Amounts:	\$2,842	\$283	\$1,876	\$10	\$2,090	\$7,103
Arizona Montessori Charter School at Anthem	078991000	\$833,617	\$19,198	\$310,728	\$152,561	\$155,576	\$1,471,680
Total Attending ADM: 218.553	Per ADM Amounts:	\$3,814	\$88	\$1,422	\$698	\$712	\$6,734
Arizona School For The Arts	078722000	\$3,368,055	\$111,834	\$1,025,724	\$48,259	\$436,833	\$4,990,705
Total Attending ADM: 840.240	Per ADM Amounts:	\$4,008	\$133	\$1,221	\$57	\$520	\$5,940
ASU Preparatory Academy	078546000	\$1,760,952	\$160,451	\$491,327	\$335,579	\$725,315	\$3,473,624
Total Attending ADM: 350.650	Per ADM Amounts:	\$5,022	\$458	\$1,401	\$957	\$2,068	\$9,906

Current Expenditures for Charter Schools		Classroom Instruction	Classroom Supplies	Administration	Student Support Services	Other Support Services	Total Current Expenditures
Maricopa County							
ASU Preparatory Academy	078207000	\$2,328,978	\$376,740	\$548,248	\$455,328	\$809,686	\$4,518,980
Total Attending ADM: 419.079	Per ADM Amounts:	\$5,557	\$899	\$1,308	\$1,086	\$1,932	\$10,783
ASU Preparatory Academy	078208000	\$1,175,266	\$124,146	\$330,926	\$161,391	\$294,827	\$2,086,556
Total Attending ADM: 205.863	Per ADM Amounts:	\$5,709	\$603	\$1,608	\$784	\$1,432	\$10,136
ASU Preparatory Academy	078205000	\$1,449,021	\$127,210	\$415,852	\$299,702	\$524,477	\$2,816,262
Total Attending ADM: 335.538	Per ADM Amounts:	\$4,319	\$379	\$1,239	\$893	\$1,563	\$8,393
ASU Preparatory Academy	078250000	\$1,371,762	\$198,259	\$456,752	\$282,049	\$548,104	\$2,856,926
Total Attending ADM: 357.011	Per ADM Amounts:	\$3,842	\$555	\$1,279	\$790	\$1,535	\$8,002
ASU Preparatory Academy	078251000	\$1,105,884	\$79,714	\$410,902	\$212,276	\$384,035	\$2,192,811
Total Attending ADM: 298.437	Per ADM Amounts:	\$3,706	\$267	\$1,377	\$711	\$1,287	\$7,348
Avondale Learning dba Precision Academy	078614000	\$407,588	\$1,938	\$166,912	\$50,063	\$114,280	\$740,781
Total Attending ADM: 84.873	Per ADM Amounts:	\$4,802	\$23	\$1,967	\$590	\$1,346	\$8,728
AZ Compass Schools, Inc.	078542000	\$532,243	\$2,504	\$189,472	\$131,464	\$1,390,824	\$2,246,507
Total Attending ADM: 144.409	Per ADM Amounts:	\$3,686	\$17	\$1,312	\$910	\$9,631	\$15,557
Ball Charter Schools (Dobson)	078988000	\$2,179,558	\$51,089	\$364,458	\$40,072	\$744,443	\$3,379,620
Total Attending ADM: 503.974	Per ADM Amounts:	\$4,325	\$101	\$723	\$80	\$1,477	\$6,706
Ball Charter Schools (Hearn)	078987000	\$2,169,306	\$120,416	\$364,188	\$50,862	\$1,222,788	\$3,927,560
Total Attending ADM: 580.382	Per ADM Amounts:	\$3,738	\$207	\$627	\$88	\$2,107	\$6,767
Ball Charter Schools (Val Vista)	078586000	\$1,349,624	\$65,274	\$316,497	\$25,433	\$1,094,541	\$2,851,369
Total Attending ADM: 346.506	Per ADM Amounts:	\$3,895	\$188	\$913	\$73	\$3,159	\$8,229
BASIS Schools, Inc.	078736000	\$3,022,079	\$88,733	\$1,153,275	\$329,755	\$142,471	\$4,736,313
Total Attending ADM: 743.181	Per ADM Amounts:	\$4,066	\$119	\$1,552	\$444	\$192	\$6,373
BASIS Schools, Inc.	078575000	\$2,178,455	\$60,351	\$1,022,760	\$250,988	\$177,060	\$3,689,614
Total Attending ADM: 558.964	Per ADM Amounts:	\$3,897	\$108	\$1,830	\$449	\$317	\$6,601
BASIS Schools, Inc.	078588000	\$2,479,128	\$68,115	\$1,126,645	\$283,028	\$148,448	\$4,105,364
Total Attending ADM: 746.816	Per ADM Amounts:	\$3,320	\$91	\$1,509	\$379	\$199	\$5,497
BASIS Schools, Inc.	078589000	\$2,762,248	\$129,105	\$1,214,031	\$299,370	\$161,628	\$4,566,382
Total Attending ADM: 742.750	Per ADM Amounts:	\$3,719	\$174	\$1,635	\$403	\$218	\$6,148
BASIS Schools, Inc.	078403000	\$2,753,286	\$83,500	\$1,069,969	\$283,985	\$141,033	\$4,331,773
Total Attending ADM: 757.610	Per ADM Amounts:	\$3,634	\$110	\$1,412	\$375	\$186	\$5,718

Current Expenditures for Charter Schools		Classroom Instruction	Classroom Supplies	Administration	Student Support Services	Other Support Services	Total Current Expenditures
Maricopa County							
BASIS Schools, Inc.	078212000	\$2,646,534	\$86,101	\$1,193,415	\$252,172	\$170,692	\$4,348,914
Total Attending ADM: 734.630	Per ADM Amounts:	\$3,603	\$117	\$1,625	\$343	\$232	\$5,920
BASIS Schools, Inc.	078225000	\$2,475,398	\$81,388	\$1,150,314	\$208,583	\$134,275	\$4,049,958
Total Attending ADM: 615.117	Per ADM Amounts:	\$4,024	\$132	\$1,870	\$339	\$218	\$6,584
BASIS Schools, Inc.	078231000	\$2,332,246	\$85,929	\$1,324,346	\$251,690	\$243,692	\$4,237,903
Total Attending ADM: 735.499	Per ADM Amounts:	\$3,171	\$117	\$1,801	\$342	\$331	\$5,762
BASIS Schools, Inc.	078269000	\$467,634	\$104,947	\$284,263	\$70,318	\$53,625	\$980,787
Total Attending ADM: 124.076	Per ADM Amounts:	\$3,769	\$846	\$2,291	\$567	\$432	\$7,905
BASIS Schools, Inc.	078268000	\$1,377,100	\$321,312	\$599,293	\$131,850	\$164,536	\$2,594,091
Total Attending ADM: 355.528	Per ADM Amounts:	\$3,873	\$904	\$1,686	\$371	\$463	\$7,296
BASIS Schools, Inc.	078272000	\$667,650	\$41,569	\$496,489	\$273,881	\$82,708	\$1,562,297
Total Attending ADM: 144.971	Per ADM Amounts:	\$4,605	\$287	\$3,425	\$1,889	\$571	\$10,777
BASIS Schools, Inc.	078273000	\$1,332,183	\$114,039	\$920,522	\$167,293	\$158,629	\$2,692,666
Total Attending ADM: 406.715	Per ADM Amounts:	\$3,275	\$280	\$2,263	\$411	\$390	\$6,621
Bell Canyon Charter School, Inc	078972000	\$902,795	\$72,861	\$1,099,653	\$214,154	\$23,921	\$2,313,384
Total Attending ADM: 337.881	Per ADM Amounts:	\$2,672	\$216	\$3,255	\$634	\$71	\$6,847
Benchmark School, Inc.	078766000	\$1,683,291	\$124,010	\$363,514	\$72,325	\$565,965	\$2,809,105
Total Attending ADM: 390.469	Per ADM Amounts:	\$4,311	\$318	\$931	\$185	\$1,449	\$7,194
Benjamin Franklin Charter School	078754000	\$7,482,212	\$566,000	\$2,190,810	\$486,360	\$7,458,324	\$18,183,706
Total Attending ADM: 2,741.980	Per ADM Amounts:	\$2,729	\$206	\$799	\$177	\$2,720	\$6,632
Blueprint Education	078745000	\$925,711	\$127,601	\$588,153	\$416,630	\$426,098	\$2,484,193
Total Attending ADM: 341.015	Per ADM Amounts:	\$2,715	\$374	\$1,725	\$1,222	\$1,249	\$7,285
Boys & Girls Clubs of the East Valley dba Mesa Arts	078613000	\$1,203,398	\$171,912	\$183,854	\$38,452	\$409,560	\$2,007,176
Total Attending ADM: 226.873	Per ADM Amounts:	\$5,304	\$758	\$810	\$169	\$1,805	\$8,847
Bradley Academy of Excellence, Inc.	078746000	\$988,144	\$102,637	\$774,841	\$96,644	\$1,934,649	\$3,896,915
Total Attending ADM: 440.629	Per ADM Amounts:	\$2,243	\$233	\$1,758	\$219	\$4,391	\$8,844
Bright Beginnings School, Inc.	078762000	\$1,181,955	\$37,051	\$479,923	\$10,796	\$966,491	\$2,676,216
Total Attending ADM: 283.303	Per ADM Amounts:	\$4,172	\$131	\$1,694	\$38	\$3,412	\$9,446
CAFA, Inc. dba Learning Foundation and Performing	078565000	\$803,870	\$31,335	\$96,849	\$50,572	\$729,736	\$1,712,362
Total Attending ADM: 188.157	Per ADM Amounts:	\$4,272	\$167	\$515	\$269	\$3,878	\$9,101

Current Expenditures for Charter Schools		Classroom Instruction	Classroom Supplies	Administration	Student Support Services	Other Support Services	Total Current Expenditures
Maricopa County							
CAFA, Inc. dba Learning Foundation and Performing	078564000	\$2,681,584	\$200,134	\$405,626	\$142,283	\$3,243,651	\$6,673,278
Total Attending ADM: 855.458	Per ADM Amounts:	\$3,135	\$234	\$474	\$166	\$3,792	\$7,801
CAFA, Inc. dba Learning Foundation Performing	098749000	\$893,325	\$39,166	\$101,441	\$54,216	\$576,061	\$1,664,209
Total Attending ADM: 191.117	Per ADM Amounts:	\$4,674	\$205	\$531	\$284	\$3,014	\$8,708
Calibre Academy	078909000	\$1,987,204	\$100,658	\$392,108	\$87,454	\$1,097,301	\$3,664,725
Total Attending ADM: 653.153	Per ADM Amounts:	\$3,042	\$154	\$600	\$134	\$1,680	\$5,611
Cambridge Academy East, Inc	078768000	\$1,399,741	\$6,178	\$940,696	\$124,860	\$276,089	\$2,747,564
Total Attending ADM: 414.088	Per ADM Amounts:	\$3,380	\$15	\$2,272	\$302	\$667	\$6,635
Camelback Education, Inc	078959000	\$1,907,786	\$244,206	\$490,577	\$246,775	\$1,353,265	\$4,242,609
Total Attending ADM: 502.630	Per ADM Amounts:	\$3,796	\$486	\$976	\$491	\$2,692	\$8,441
Camino Montessori	078211000	\$187,989	\$38,014	\$145,297	\$52,905	\$210,983	\$635,188
Total Attending ADM: 53.084	Per ADM Amounts:	\$3,541	\$716	\$2,737	\$997	\$3,975	\$11,966
Candeo Schools, Inc.	078534000	\$1,209,667	\$87,221	\$539,409	\$66,299	\$238,643	\$2,141,239
Total Attending ADM: 544.051	Per ADM Amounts:	\$2,223	\$160	\$991	\$122	\$439	\$3,936
Career Success Schools	078524000	\$1,799,125	\$30,174	\$1,147,198	\$307,690	\$1,746,197	\$5,030,384
Total Attending ADM: 544.456	Per ADM Amounts:	\$3,304	\$55	\$2,107	\$565	\$3,207	\$9,239
CASA Academy	078218000	\$440,576	\$128,461	\$130,281	\$1,405	\$623,029	\$1,323,752
Total Attending ADM: 147.691	Per ADM Amounts:	\$2,983	\$870	\$882	\$10	\$4,218	\$8,963
Challenge School, Inc.	078772000	\$2,242,612	\$102,049	\$765,786	\$183,102	\$767,175	\$4,060,724
Total Attending ADM: 528.996	Per ADM Amounts:	\$4,239	\$193	\$1,448	\$346	\$1,450	\$7,676
Challenger Basic School, Inc.	078957000	\$942,375	\$50,795	\$601,559	\$63,569	\$192,552	\$1,850,850
Total Attending ADM: 313.448	Per ADM Amounts:	\$3,006	\$162	\$1,919	\$203	\$614	\$5,905
Chandler Preparatory Academy	078515000	\$3,217,066	\$445,940	\$1,368,497	\$0	\$1,170,489	\$6,201,992
Total Attending ADM: 708.461	Per ADM Amounts:	\$4,541	\$629	\$1,932	\$0	\$1,652	\$8,754
Choice Academies, Inc.	078549000	\$3,005,932	\$181,303	\$921,663	\$117,474	\$2,377,925	\$6,604,297
Total Attending ADM: 857.687	Per ADM Amounts:	\$3,505	\$211	\$1,075	\$137	\$2,772	\$7,700
Cholla Academy	078995000	\$1,813,883	\$101,062	\$862,629	\$462,512	\$531,580	\$3,771,666
Total Attending ADM: 460.831	Per ADM Amounts:	\$3,936	\$219	\$1,872	\$1,004	\$1,154	\$8,184
Cicero Preparatory Academy	078249000	\$1,310,954	\$101,933	\$529,654	\$0	\$699,611	\$2,642,152
Total Attending ADM: 303.002	Per ADM Amounts:	\$4,327	\$336	\$1,748	\$0	\$2,309	\$8,720

Current Expenditures for Charter Schools		Classroom Instruction	Classroom Supplies	Administration	Student Support Services	Other Support Services	Total Current Expenditures
Maricopa County							
Concordia Charter School, Inc.	078530000	\$418,096	\$14,396	\$234,905	\$158,795	\$141,239	\$967,431
Total Attending ADM: 105.968	Per ADM Amounts:	\$3,945	\$136	\$2,217	\$1,499	\$1,333	\$9,129
Cornerstone Charter School, Inc.	078994000	\$771,920	\$5,037	\$477,012	\$46,129	\$464,364	\$1,764,462
Total Attending ADM: 208.582	Per ADM Amounts:	\$3,701	\$24	\$2,287	\$221	\$2,226	\$8,459
Cortez Park Charter Middle School, Inc.	078975000	\$496,309	\$56,138	\$493,567	\$64,679	\$352,654	\$1,463,347
Total Attending ADM: 234.448	Per ADM Amounts:	\$2,117	\$239	\$2,105	\$276	\$1,504	\$6,242
Country Gardens Charter Schools	078513000	\$1,110,213	\$78,154	\$350,818	\$135,030	\$1,330,791	\$3,005,006
Total Attending ADM: 385.789	Per ADM Amounts:	\$2,878	\$203	\$909	\$350	\$3,450	\$7,789
Create Academy	078253000	\$312,930	\$60,318	\$227,380	\$56,759	\$364,256	\$1,021,643
Total Attending ADM: 76.353	Per ADM Amounts:	\$4,098	\$790	\$2,978	\$743	\$4,771	\$13,381
Crown Charter School, Inc.	078921000	\$781,274	\$153,276	\$347,052	\$44,675	\$469,743	\$1,796,020
Total Attending ADM: 288.940	Per ADM Amounts:	\$2,704	\$530	\$1,201	\$155	\$1,626	\$6,216
Daisy Education Corporation dba Paragon Science	078544000	\$1,592,793	\$16,971	\$649,273	\$112,674	\$815,329	\$3,187,040
Total Attending ADM: 424.258	Per ADM Amounts:	\$3,754	\$40	\$1,530	\$266	\$1,922	\$7,512
Daisy Education Corporation dba. Sonoran Science	078577000	\$849,431	\$59,771	\$444,730	\$95,224	\$628,734	\$2,077,890
Total Attending ADM: 280.786	Per ADM Amounts:	\$3,025	\$213	\$1,584	\$339	\$2,239	\$7,400
Deer Valley Charter Schools, Inc.	078934000	\$226,510	\$18,444	\$184,946	\$91,829	\$110,604	\$632,333
Total Attending ADM: 83.671	Per ADM Amounts:	\$2,707	\$220	\$2,210	\$1,098	\$1,322	\$7,557
Desert Heights Charter Schools	078621000	\$2,682,232	\$24,674	\$1,024,178	\$56,574	\$618,767	\$4,406,425
Total Attending ADM: 802.667	Per ADM Amounts:	\$3,342	\$31	\$1,276	\$70	\$771	\$5,490
EAGLE College Prep Harmony, LLC	078202000	\$871,130	\$96,180	\$630,343	\$44,103	\$689,657	\$2,331,413
Total Attending ADM: 280.679	Per ADM Amounts:	\$3,104	\$343	\$2,246	\$157	\$2,457	\$8,306
EAGLE College Prep Maryvale, LLC	078222000	\$609,820	\$141,452	\$461,180	\$55,871	\$429,819	\$1,698,142
Total Attending ADM: 183.347	Per ADM Amounts:	\$3,326	\$771	\$2,515	\$305	\$2,344	\$9,262
EAGLE South Mountain Charter, Inc.	078541000	\$1,865,830	\$137,700	\$1,290,702	\$158,119	\$670,543	\$4,122,894
Total Attending ADM: 658.600	Per ADM Amounts:	\$2,833	\$209	\$1,960	\$240	\$1,018	\$6,260
Eagle South Mountain Charter, Inc.	078223000	\$421,457	\$113,561	\$249,435	\$58,492	\$363,543	\$1,206,488
Total Attending ADM: 139.535	Per ADM Amounts:	\$3,020	\$814	\$1,788	\$419	\$2,605	\$8,646
East Mesa Charter Elementary School, Inc.	078509000	\$1,535,247	\$70,144	\$1,039,499	\$151,573	\$965,776	\$3,762,239
Total Attending ADM: 595.957	Per ADM Amounts:	\$2,576	\$118	\$1,744	\$254	\$1,621	\$6,313

Current Expenditures for Charter Schools

		Classroom Instruction	Classroom Supplies	Administration	Student Support Services	Other Support Services	Total Current Expenditures
Maricopa County							
East Valley Academy	078683000	\$57,391	\$554	\$8,370	\$6,866	\$24,769	\$97,950
Total Attending ADM: 12.655	Per ADM Amounts:	\$4,535	\$44	\$661	\$543	\$1,957	\$7,740
ECA - Arizona, Inc.	078271000	\$215,235	\$3,352	\$145,300	\$157,484	\$68,725	\$590,096
Total Attending ADM: 22.546	Per ADM Amounts:	\$9,546	\$149	\$6,445	\$6,985	\$3,048	\$26,173
Edkey, Inc. - Arizona Conservatory for Arts and	078971000	\$1,477,552	\$34,413	\$583,454	\$1	\$779,862	\$2,875,282
Total Attending ADM: 444.364	Per ADM Amounts:	\$3,325	\$77	\$1,313	\$0	\$1,755	\$6,471
Edkey, Inc. - Pathfinder Academy	078742000	\$2,055,961	\$122,154	\$993,468	\$1	\$1,579,488	\$4,751,072
Total Attending ADM: 752.880	Per ADM Amounts:	\$2,731	\$162	\$1,320	\$0	\$2,098	\$6,311
Edkey, Inc. - Redwood Academy	078740000	\$877,107	\$13,812	\$516,311	\$1	\$616,204	\$2,023,435
Total Attending ADM: 289.896	Per ADM Amounts:	\$3,026	\$48	\$1,781	\$0	\$2,126	\$6,980
Edkey, Inc. - Sequoia Charter School	078915000	\$2,617,529	\$60,427	\$1,282,516	\$98	\$2,923,113	\$6,883,683
Total Attending ADM: 874.339	Per ADM Amounts:	\$2,994	\$69	\$1,467	\$0	\$3,343	\$7,873
Edkey, Inc. - Sequoia Choice Schools	078705000	\$3,281,862	\$176,612	\$1,560,542	\$46,531	\$1,316,382	\$6,381,929
Total Attending ADM: 824.722	Per ADM Amounts:	\$3,979	\$214	\$1,892	\$56	\$1,596	\$7,738
Edkey, Inc. - Sequoia Pathway Academy	078246000	\$2,672,114	\$111,414	\$1,490,074	\$1	\$1,915,327	\$6,188,930
Total Attending ADM: 1,051.660	Per ADM Amounts:	\$2,541	\$106	\$1,417	\$0	\$1,821	\$5,885
Edkey, Inc. - Sequoia School for the Deaf and Hard	078744000	\$543,540	\$9,569	\$276,258	\$51,221	\$425,179	\$1,305,767
Total Attending ADM: 61.844	Per ADM Amounts:	\$8,789	\$155	\$4,467	\$828	\$6,875	\$21,114
Edkey, Inc. - Sequoia Village School	078917000	\$673,039	\$9,055	\$502,506	\$1	\$741,259	\$1,925,860
Total Attending ADM: 291.934	Per ADM Amounts:	\$2,305	\$31	\$1,721	\$0	\$2,539	\$6,597
Educational Options Foundation	078558000	\$498,983	\$25,280	\$829,882	\$92,178	\$531,772	\$1,978,095
Total Attending ADM: 542.827	Per ADM Amounts:	\$919	\$47	\$1,529	\$170	\$980	\$3,644
EduPreneurship, Inc.	078717000	\$183,283	\$6,865	\$119,851	\$62,447	\$96,995	\$469,441
Total Attending ADM: 66.136	Per ADM Amounts:	\$2,771	\$104	\$1,812	\$944	\$1,467	\$7,098
E-Institute Charter Schools, Inc.	078911000	\$1,286,140	\$25,337	\$1,230,438	\$44,285	\$2,730,257	\$5,316,457
Total Attending ADM: 899.396	Per ADM Amounts:	\$1,430	\$28	\$1,368	\$49	\$3,036	\$5,911
Employ-Ability Unlimited, Inc.	078664000	\$761,544	\$16,807	\$211,370	\$51,330	\$976,696	\$2,017,747
Total Attending ADM: 214.523	Per ADM Amounts:	\$3,550	\$78	\$985	\$239	\$4,553	\$9,406
Empower College Prep	078401000	\$2,100,064	\$206,564	\$282,086	\$320,271	\$1,168,001	\$4,076,986
Total Attending ADM: 501.393	Per ADM Amounts:	\$4,188	\$412	\$563	\$639	\$2,330	\$8,131

Current Expenditures for Charter Schools		Classroom Instruction	Classroom Supplies	Administration	Student Support Services	Other Support Services	Total Current Expenditures
Maricopa County							
Espiritu Community Development Corp.	078711000	\$613,747	\$32,707	\$278,632	\$25,110	\$1,882,137	\$2,832,333
Total Attending ADM: 284.552	Per ADM Amounts:	\$2,157	\$115	\$979	\$88	\$6,614	\$9,954
Espiritu Community Development Corp.	078103000	\$820,154	\$34,606	\$277,176	\$27,173	\$1,761,947	\$2,921,056
Total Attending ADM: 478.006	Per ADM Amounts:	\$1,716	\$72	\$580	\$57	\$3,686	\$6,111
Espiritu Schools	078275000	\$44,526	\$492	\$49,590	\$1,821	\$409,992	\$506,421
Total Attending ADM: 23.420	Per ADM Amounts:	\$1,901	\$21	\$2,117	\$78	\$17,506	\$21,623
Ethos Academy - A Challenge Foundation Academy	078254000	\$461,192	\$6,961	\$166,297	\$790	\$140,883	\$776,123
Total Attending ADM: 67.009	Per ADM Amounts:	\$6,883	\$104	\$2,482	\$12	\$2,102	\$11,582
Excalibur Charter Schools, Inc.	078901000	\$939,277	\$37,614	\$278,529	\$53,513	\$781,010	\$2,089,943
Total Attending ADM: 294.980	Per ADM Amounts:	\$3,184	\$128	\$944	\$181	\$2,648	\$7,085
Fit Kids, Inc. dba Champion Schools	078785000	\$2,475,790	\$290,370	\$1,296,442	\$613,621	\$2,672,186	\$7,348,409
Total Attending ADM: 1,037.697	Per ADM Amounts:	\$2,386	\$280	\$1,249	\$591	\$2,575	\$7,081
Florence Crittenton Services of Arizona, Inc.	078608000	\$673,455	\$31,011	\$139,298	\$45,501	\$295,970	\$1,185,235
Total Attending ADM: 115.436	Per ADM Amounts:	\$5,834	\$269	\$1,207	\$394	\$2,564	\$10,267
Foothills Academy	078628000	\$1,195,504	\$55,584	\$747,642	\$127,711	\$520,546	\$2,646,987
Total Attending ADM: 307.178	Per ADM Amounts:	\$3,892	\$181	\$2,434	\$416	\$1,695	\$8,617
Fountain Hills Charter School	078755000	\$431,160	\$22,585	\$96,262	\$4,089	\$327,095	\$881,191
Total Attending ADM: 106.391	Per ADM Amounts:	\$4,053	\$212	\$905	\$38	\$3,074	\$8,283
Franklin Phonetic Primary School, Inc.	078263000	\$263,021	\$20,970	\$67,315	\$6,518	\$38,774	\$396,598
Total Attending ADM: 29.740	Per ADM Amounts:	\$8,844	\$705	\$2,263	\$219	\$1,304	\$13,336
Freedom Academy, Inc.	078528000	\$1,684,656	\$83,819	\$476,502	\$220,249	\$823,333	\$3,288,559
Total Attending ADM: 447.522	Per ADM Amounts:	\$3,764	\$187	\$1,065	\$492	\$1,840	\$7,348
Friendly House, Inc.	078611000	\$1,127,606	\$33,814	\$314,708	\$187,870	\$471,488	\$2,135,486
Total Attending ADM: 355.175	Per ADM Amounts:	\$3,175	\$95	\$886	\$529	\$1,327	\$6,012
GAR, LLC dba Student Choice High School	078679000	\$679,815	\$44,891	\$422,732	\$94,921	\$525,600	\$1,767,959
Total Attending ADM: 188.954	Per ADM Amounts:	\$3,598	\$238	\$2,237	\$502	\$2,782	\$9,357
Gem Charter School, Inc.	078774000	\$87,099	\$5,006	\$72,082	\$20,423	\$25,630	\$210,240
Total Attending ADM: 26.105	Per ADM Amounts:	\$3,336	\$192	\$2,761	\$782	\$982	\$8,054
Genesis Program, Inc.	078708000	\$647,619	\$4,858	\$370,487	\$1,657	\$175,890	\$1,200,511
Total Attending ADM: 111.539	Per ADM Amounts:	\$5,806	\$44	\$3,322	\$15	\$1,577	\$10,763

Current Expenditures for Charter Schools		Classroom Instruction	Classroom Supplies	Administration	Student Support Services	Other Support Services	Total Current Expenditures
Maricopa County							
George Gervin Youth Center, Inc.	078585000	\$847,798	\$116,779	\$296,049	\$309,426	\$563,320	\$2,133,372
Total Attending ADM: 246.557	Per ADM Amounts:	\$3,439	\$474	\$1,201	\$1,255	\$2,285	\$8,653
Glendale Preparatory Academy	078540000	\$1,895,587	\$296,966	\$1,017,121	\$0	\$853,219	\$4,062,893
Total Attending ADM: 504.279	Per ADM Amounts:	\$3,759	\$589	\$2,017	\$0	\$1,692	\$8,057
Global Renaissance Academy of Distinguished	078663000	\$361,071	\$24,602	\$67,561	\$24,602	\$249,073	\$726,909
Total Attending ADM: 66.826	Per ADM Amounts:	\$5,403	\$368	\$1,011	\$368	\$3,727	\$10,878
Happy Valley East	078594000	\$1,462,544	\$226,894	\$355,286	\$25,276	\$1,161,790	\$3,231,790
Total Attending ADM: 432.320	Per ADM Amounts:	\$3,383	\$525	\$822	\$58	\$2,687	\$7,475
Happy Valley School, Inc.	078998000	\$2,082,701	\$135,466	\$543,385	\$48,496	\$1,596,083	\$4,406,131
Total Attending ADM: 693.636	Per ADM Amounts:	\$3,003	\$195	\$783	\$70	\$2,301	\$6,352
Heritage Academy Laveen, Inc.	078259000	\$1,811,610	\$193,782	\$311,148	\$16,959	\$296,071	\$2,629,570
Total Attending ADM: 363.165	Per ADM Amounts:	\$4,988	\$534	\$857	\$47	\$815	\$7,241
Heritage Academy Queen Creek, Inc.	078258000	\$1,616,121	\$94,590	\$228,063	\$922	\$588,839	\$2,528,535
Total Attending ADM: 336.276	Per ADM Amounts:	\$4,806	\$281	\$678	\$3	\$1,751	\$7,519
Heritage Academy, Inc.	078712000	\$3,357,171	\$186,437	\$457,514	\$30,583	\$682,528	\$4,714,233
Total Attending ADM: 691.670	Per ADM Amounts:	\$4,854	\$270	\$661	\$44	\$987	\$6,816
Heritage Elementary School	078985000	\$1,789,555	\$26,615	\$964,463	\$381,342	\$2,152,947	\$5,314,922
Total Attending ADM: 783.139	Per ADM Amounts:	\$2,285	\$34	\$1,232	\$487	\$2,749	\$6,787
Hillcrest Academy, Inc.	078704000	\$0	\$0	\$0	\$0	\$0	\$0
Total Attending ADM: 122.137	Per ADM Amounts:	\$0	\$0	\$0	\$0	\$0	\$0
Hirsch Academy A Challenge Foundation	078204000	\$923,778	\$1,481	\$210,732	\$1,802	\$113,447	\$1,251,240
Total Attending ADM: 158.754	Per ADM Amounts:	\$5,819	\$9	\$1,327	\$11	\$715	\$7,882
Horizon Community Learning Center, Inc.	078752000	\$2,679,814	\$149,515	\$557,551	\$359,004	\$801,187	\$4,547,071
Total Attending ADM: 686.977	Per ADM Amounts:	\$3,901	\$218	\$812	\$523	\$1,166	\$6,619
Horizon Community Learning Center, Inc.	078233000	\$2,917,903	\$111,520	\$250,029	\$361,303	\$949,467	\$4,590,222
Total Attending ADM: 764.101	Per ADM Amounts:	\$3,819	\$146	\$327	\$473	\$1,243	\$6,007
Humanities and Sciences Academy of the United	078713000	\$1,226,931	\$39,265	\$257,265	\$14,316	\$27,634	\$1,565,411
Total Attending ADM: 241.187	Per ADM Amounts:	\$5,087	\$163	\$1,067	\$59	\$115	\$6,490
Imagine Avondale Elementary, Inc.	078535000	\$1,210,556	\$157,462	\$879,412	\$75,549	\$1,296,605	\$3,619,584
Total Attending ADM: 501.935	Per ADM Amounts:	\$2,412	\$314	\$1,752	\$151	\$2,583	\$7,211

Current Expenditures for Charter Schools

		Classroom Instruction	Classroom Supplies	Administration	Student Support Services	Other Support Services	Total Current Expenditures
Maricopa County							
Imagine Avondale Middle, Inc.	078553000	\$770,348	\$190,418	\$787,776	\$84,351	\$655,510	\$2,488,403
Total Attending ADM: 199.154	Per ADM Amounts:	\$3,868	\$956	\$3,956	\$424	\$3,291	\$12,495
Imagine Camelback Middle, Inc.	078531000	\$564,878	\$23,456	\$356,471	\$228,905	\$347,125	\$1,520,835
Total Attending ADM: 170.889	Per ADM Amounts:	\$3,306	\$137	\$2,086	\$1,339	\$2,031	\$8,900
Imagine Charter Elementary at Camelback, Inc.	078519000	\$1,435,342	\$33,013	\$851,953	\$656,663	\$659,776	\$3,636,747
Total Attending ADM: 405.683	Per ADM Amounts:	\$3,538	\$81	\$2,100	\$1,619	\$1,626	\$8,965
Imagine Charter Elementary at Desert West, Inc.	078520000	\$1,360,170	\$103,349	\$1,342,408	\$203,818	\$1,345,633	\$4,355,378
Total Attending ADM: 757.595	Per ADM Amounts:	\$1,795	\$136	\$1,772	\$269	\$1,776	\$5,749
Imagine Coolidge Elementary, Inc.	078536000	\$1,604,111	\$69,481	\$1,304,477	\$224,784	\$1,466,125	\$4,668,978
Total Attending ADM: 671.124	Per ADM Amounts:	\$2,390	\$104	\$1,944	\$335	\$2,185	\$6,957
Imagine Desert West Middle, Inc.	078532000	\$710,787	\$81,228	\$606,391	\$91,789	\$385,700	\$1,875,895
Total Attending ADM: 344.419	Per ADM Amounts:	\$2,064	\$236	\$1,761	\$267	\$1,120	\$5,447
Imagine Elementary at Tempe, Inc.	078523000	\$807,491	\$62,535	\$784,352	\$122,157	\$886,208	\$2,662,743
Total Attending ADM: 216.313	Per ADM Amounts:	\$3,733	\$289	\$3,626	\$565	\$4,097	\$12,310
Imagine Middle at East Mesa, Inc.	078521000	\$307,446	\$97,204	\$318,847	\$22,239	\$175,156	\$920,892
Total Attending ADM: 131.269	Per ADM Amounts:	\$2,342	\$740	\$2,429	\$169	\$1,334	\$7,015
Imagine Middle at Surprise, Inc.	078522000	\$753,679	\$98,051	\$660,873	\$85,662	\$1,444,106	\$3,042,371
Total Attending ADM: 365.679	Per ADM Amounts:	\$2,061	\$268	\$1,807	\$234	\$3,949	\$8,320
Imagine Prep Coolidge, Inc.	078547000	\$1,523,726	\$92,307	\$1,179,111	\$130,519	\$1,270,308	\$4,195,971
Total Attending ADM: 562.017	Per ADM Amounts:	\$2,711	\$164	\$2,098	\$232	\$2,260	\$7,466
Imagine Prep Superstition, Inc.	078537000	\$427,365	\$109,006	\$818,641	\$32,550	\$1,169,340	\$2,556,902
Total Attending ADM: 248.326	Per ADM Amounts:	\$1,721	\$439	\$3,297	\$131	\$4,709	\$10,297
Imagine Prep Surprise, Inc.	078538000	\$770,348	\$190,417	\$787,776	\$84,351	\$655,510	\$2,488,402
Total Attending ADM: 294.859	Per ADM Amounts:	\$2,613	\$646	\$2,672	\$286	\$2,223	\$8,439
Imagine Superstition Middle, Inc.	078552000	\$762,126	\$21,141	\$401,776	\$18,008	\$159,499	\$1,362,550
Total Attending ADM: 161.525	Per ADM Amounts:	\$4,718	\$131	\$2,487	\$111	\$987	\$8,436
Incito Schools	078210000	\$598,297	\$35,953	\$518,556	\$280,021	\$1,222,564	\$2,655,391
Total Attending ADM: 268.914	Per ADM Amounts:	\$2,225	\$134	\$1,928	\$1,041	\$4,546	\$9,874
Integrity Education Incorporated	078751000	\$146,470	\$5,675	\$103,880	\$11,341	\$205,949	\$473,315
Total Attending ADM: 52.751	Per ADM Amounts:	\$2,777	\$108	\$1,969	\$215	\$3,904	\$8,973

Current Expenditures for Charter Schools

		Classroom Instruction	Classroom Supplies	Administration	Student Support Services	Other Support Services	Total Current Expenditures
Maricopa County							
Intelli-School, Inc.	078741000	\$208,451	\$811	\$409,465	\$44,055	\$136,224	\$799,006
Total Attending ADM: 81.987	Per ADM Amounts:	\$2,542	\$10	\$4,994	\$537	\$1,662	\$9,746
International Commerce Secondary Schools, Inc.	078710000	\$2,063,095	\$133,684	\$576,222	\$32,039	\$67,392	\$2,872,432
Total Attending ADM: 550.733	Per ADM Amounts:	\$3,746	\$243	\$1,046	\$58	\$122	\$5,216
James Madison Preparatory School	078795000	\$159,203	\$6,236	\$65,143	\$232,927	\$219,532	\$683,041
Total Attending ADM: 176.851	Per ADM Amounts:	\$900	\$35	\$368	\$1,317	\$1,241	\$3,862
James Sandoval Preparatory High School	078928000	\$168,259	\$19,184	\$154,935	\$17,805	\$216,375	\$576,558
Total Attending ADM: 80.606	Per ADM Amounts:	\$2,087	\$238	\$1,922	\$221	\$2,684	\$7,153
Kaizen Education Foundation dba Advance U	078240000	\$151,855	\$9,560	\$166,134	\$2,085	\$152,746	\$482,380
Total Attending ADM: 31.110	Per ADM Amounts:	\$4,881	\$307	\$5,340	\$67	\$4,910	\$15,506
Kaizen Education Foundation dba Discover U	078230000	\$731,347	\$12,192	\$359,847	\$121,037	\$562,354	\$1,786,777
Total Attending ADM: 196.999	Per ADM Amounts:	\$3,712	\$62	\$1,827	\$614	\$2,855	\$9,070
Kaizen Education Foundation dba El Dorado High	078718000	\$894,821	\$35,324	\$780,712	\$95,756	\$970,859	\$2,777,472
Total Attending ADM: 334.603	Per ADM Amounts:	\$2,674	\$106	\$2,333	\$286	\$2,902	\$8,301
Kaizen Education Foundation dba Gilbert Arts	078570000	\$483,151	\$19,324	\$300,870	\$109,510	\$377,431	\$1,290,286
Total Attending ADM: 140.354	Per ADM Amounts:	\$3,442	\$138	\$2,144	\$780	\$2,689	\$9,193
Kaizen Education Foundation dba Havasu	078580000	\$731,109	\$21,742	\$464,031	\$202,872	\$614,840	\$2,034,594
Total Attending ADM: 254.266	Per ADM Amounts:	\$2,875	\$86	\$1,825	\$798	\$2,418	\$8,002
Kaizen Education Foundation dba Liberty Arts	078571000	\$594,952	\$12,734	\$356,100	\$112,516	\$616,367	\$1,692,669
Total Attending ADM: 196.050	Per ADM Amounts:	\$3,035	\$65	\$1,816	\$574	\$3,144	\$8,634
Kaizen Education Foundation dba Maya High	078949000	\$948,526	\$17,702	\$716,011	\$102,624	\$936,226	\$2,721,089
Total Attending ADM: 381.658	Per ADM Amounts:	\$2,485	\$46	\$1,876	\$269	\$2,453	\$7,130
Kaizen Education Foundation dba Mission Heights	078576000	\$930,398	\$30,280	\$602,961	\$73,283	\$1,115,408	\$2,752,330
Total Attending ADM: 373.596	Per ADM Amounts:	\$2,490	\$81	\$1,614	\$196	\$2,986	\$7,367
Kaizen Education Foundation dba South Pointe	078999000	\$785,755	\$24,274	\$474,782	\$160,338	\$952,729	\$2,397,878
Total Attending ADM: 260.371	Per ADM Amounts:	\$3,018	\$93	\$1,823	\$616	\$3,659	\$9,209
Kaizen Education Foundation dba South Pointe	078765000	\$384,565	\$17,065	\$252,113	\$90,458	\$438,762	\$1,182,963
Total Attending ADM: 141.913	Per ADM Amounts:	\$2,710	\$120	\$1,777	\$637	\$3,092	\$8,336
Kaizen Education Foundation dba Summit High	078952000	\$846,623	\$26,012	\$696,930	\$137,169	\$882,200	\$2,588,934
Total Attending ADM: 342.298	Per ADM Amounts:	\$2,473	\$76	\$2,036	\$401	\$2,577	\$7,563

Current Expenditures for Charter Schools		Classroom Instruction	Classroom Supplies	Administration	Student Support Services	Other Support Services	Total Current Expenditures
Maricopa County							
Kaizen Education Foundation dba Tempe	078954000	\$229,498	\$3,658	\$231,503	\$10,021	\$71,174	\$545,854
Total Attending ADM: 55.651	Per ADM Amounts:	\$4,124	\$66	\$4,160	\$180	\$1,279	\$9,809
Kaizen Education Foundation dba Vista Grove	078567000	\$788,772	\$17,236	\$591,276	\$191,887	\$934,452	\$2,523,623
Total Attending ADM: 280.003	Per ADM Amounts:	\$2,817	\$62	\$2,112	\$685	\$3,337	\$9,013
Kaizen Education Foundation dba Vista Grove	078946000	\$68,112	\$13,403	\$115,830	\$100,114	\$168,409	\$465,868
Total Attending ADM: 59.848	Per ADM Amounts:	\$1,138	\$224	\$1,935	\$1,673	\$2,814	\$7,784
Keystone Montessori Charter School, Inc.	078779000	\$1,835,841	\$45,992	\$522,154	\$0	\$562,868	\$2,966,855
Total Attending ADM: 233.854	Per ADM Amounts:	\$7,850	\$197	\$2,233	\$0	\$2,407	\$12,687
Khalsa Montessori Elementary Schools	078759000	\$377,942	\$9,137	\$278,811	\$11,871	\$97,123	\$774,884
Total Attending ADM: 114.710	Per ADM Amounts:	\$3,295	\$80	\$2,431	\$103	\$847	\$6,755
LEAD Charter Schools	078968000	\$1,728,052	\$114,424	\$669,460	\$18,757	\$2,432,464	\$4,963,157
Total Attending ADM: 554.898	Per ADM Amounts:	\$3,114	\$206	\$1,206	\$34	\$4,384	\$8,944
Legacy Education Group	078507000	\$18,210	\$337,161	\$245,097	\$155,539	\$473,708	\$1,229,715
Total Attending ADM: 144.883	Per ADM Amounts:	\$126	\$2,327	\$1,692	\$1,074	\$3,270	\$8,488
Legacy Schools	078685000	\$3,577	\$442,752	\$137,865	\$51,723	\$456,975	\$1,092,892
Total Attending ADM: 148.876	Per ADM Amounts:	\$24	\$2,974	\$926	\$347	\$3,070	\$7,341
Legacy Traditional Charter School - Laveen Village	078215000	\$1,648,192	\$95,057	\$1,403,818	\$340,319	\$1,542,239	\$5,029,625
Total Attending ADM: 837.651	Per ADM Amounts:	\$1,968	\$113	\$1,676	\$406	\$1,841	\$6,004
Legacy Traditional Charter Schools - Casa Grande	078245000	\$2,007,015	\$120,652	\$1,549,975	\$367,684	\$1,752,198	\$5,797,524
Total Attending ADM: 1,016.120	Per ADM Amounts:	\$1,975	\$119	\$1,525	\$362	\$1,724	\$5,706
Legacy Traditional School - Gilbert	078229000	\$2,141,664	\$115,965	\$1,635,100	\$338,815	\$1,719,146	\$5,950,690
Total Attending ADM: 992.244	Per ADM Amounts:	\$2,158	\$117	\$1,648	\$341	\$1,733	\$5,997
Legacy Traditional School - Surprise	078274000	\$2,392,957	\$201,063	\$1,751,192	\$318,801	\$1,955,253	\$6,619,266
Total Attending ADM: 1,203.844	Per ADM Amounts:	\$1,988	\$167	\$1,455	\$265	\$1,624	\$5,498
Liberty Traditional Charter School	078784000	\$1,170,004	\$38,953	\$864,861	\$107,251	\$648,998	\$2,830,067
Total Attending ADM: 483.484	Per ADM Amounts:	\$2,420	\$81	\$1,789	\$222	\$1,342	\$5,853
Life Skills Center of Arizona, Inc.	078980000	\$728,332	\$10,258	\$500,506	\$6,456	\$209,258	\$1,454,810
Total Attending ADM: 179.820	Per ADM Amounts:	\$4,050	\$57	\$2,783	\$36	\$1,164	\$8,090
Lincoln Preparatory Academy	078235000	\$629,856	\$105,225	\$332,197	\$0	\$425,061	\$1,492,339
Total Attending ADM: 165.015	Per ADM Amounts:	\$3,817	\$638	\$2,013	\$0	\$2,576	\$9,044

Current Expenditures for Charter Schools		Classroom Instruction	Classroom Supplies	Administration	Student Support Services	Other Support Services	Total Current Expenditures
Maricopa County							
Little Lamb Community School	078997000	\$1,205,841	\$30,515	\$131,355	\$136,994	\$646,751	\$2,151,456
Total Attending ADM: 241.755	Per ADM Amounts:	\$4,988	\$126	\$543	\$567	\$2,675	\$8,899
Madison Highland Prep	078219000	\$777,059	\$138,168	\$445,307	\$7,444	\$425,729	\$1,793,707
Total Attending ADM: 248.186	Per ADM Amounts:	\$3,131	\$557	\$1,794	\$30	\$1,715	\$7,227
Maricopa County Community College District dba	078647000	\$1,409,874	\$51,874	\$409,952	\$157,035	\$33,926	\$2,062,661
Total Attending ADM: 252.623	Per ADM Amounts:	\$5,581	\$205	\$1,623	\$622	\$134	\$8,165
Maryvale Preparatory Academy	078592000	\$1,702,125	\$106,155	\$645,904	\$0	\$584,427	\$3,038,611
Total Attending ADM: 364.227	Per ADM Amounts:	\$4,673	\$291	\$1,773	\$0	\$1,605	\$8,343
MCCCD on behalf of Phoenix College Preparatory	078743000	\$366,885	\$33,933	\$190,219	\$66,982	\$36,707	\$694,726
Total Attending ADM: 103.980	Per ADM Amounts:	\$3,528	\$326	\$1,829	\$644	\$353	\$6,681
Metropolitan Arts Institute, Inc.	078906000	\$950,051	\$84,530	\$459,977	\$85,083	\$340,491	\$1,920,132
Total Attending ADM: 253.865	Per ADM Amounts:	\$3,742	\$333	\$1,812	\$335	\$1,341	\$7,564
Midtown Primary School	078976000	\$326,645	\$23,140	\$58,475	\$260,530	\$69,472	\$738,262
Total Attending ADM: 101.753	Per ADM Amounts:	\$3,210	\$227	\$575	\$2,560	\$683	\$7,255
Milestones Charter School	078791000	\$672,346	\$14,774	\$284,552	\$323,200	\$814,283	\$2,109,155
Total Attending ADM: 208.820	Per ADM Amounts:	\$3,220	\$71	\$1,363	\$1,548	\$3,899	\$10,100
Montessori Academy, Inc.	078977000	\$1,277,067	\$20,382	\$414,435	\$15,508	\$608,027	\$2,335,419
Total Attending ADM: 167.738	Per ADM Amounts:	\$7,613	\$122	\$2,471	\$92	\$3,625	\$13,923
Montessori Day Public Schools Chartered, Inc.	078758000	\$889,927	\$81,121	\$347,518	\$2,705	\$723,755	\$2,045,026
Total Attending ADM: 252.303	Per ADM Amounts:	\$3,527	\$322	\$1,377	\$11	\$2,869	\$8,105
Montessori Education Centre Charter School	078763000	\$1,745,637	\$112,436	\$198,506	\$177,332	\$637,566	\$2,871,477
Total Attending ADM: 423.483	Per ADM Amounts:	\$4,122	\$266	\$469	\$419	\$1,506	\$6,781
Montessori House, Inc.	078936000	\$194,464	\$12,538	\$3,909	\$15,273	\$90,203	\$316,387
Total Attending ADM: 44.935	Per ADM Amounts:	\$4,328	\$279	\$87	\$340	\$2,007	\$7,041
Morrison Education Group, Inc.	078556000	\$1,095,394	\$18,612	\$420,761	\$8,413	\$531,566	\$2,074,746
Total Attending ADM: 301.397	Per ADM Amounts:	\$3,634	\$62	\$1,396	\$28	\$1,764	\$6,884
New Horizon School for the Performing Arts	078771000	\$517,771	\$81,427	\$294,984	\$97,470	\$246,989	\$1,238,641
Total Attending ADM: 154.006	Per ADM Amounts:	\$3,362	\$529	\$1,915	\$633	\$1,604	\$8,043
New School For The Arts	078903000	\$662,047	\$65,728	\$388,236	\$39,534	\$196,986	\$1,352,531
Total Attending ADM: 190.762	Per ADM Amounts:	\$3,471	\$345	\$2,035	\$207	\$1,033	\$7,090

Current Expenditures for Charter Schools		Classroom Instruction	Classroom Supplies	Administration	Student Support Services	Other Support Services	Total Current Expenditures
Maricopa County							
New School for the Arts Middle School	078981000	\$213,298	\$27,201	\$113,340	\$21,357	\$123,555	\$498,751
Total Attending ADM: 71.603	Per ADM Amounts:	\$2,979	\$380	\$1,583	\$298	\$1,726	\$6,966
New World Educational Center	078760000	\$614,788	\$61,158	\$354,950	\$106,967	\$325,719	\$1,463,582
Total Attending ADM: 184.441	Per ADM Amounts:	\$3,333	\$332	\$1,924	\$580	\$1,766	\$7,935
Noah Webster Schools - Mesa	078930000	\$3,235,694	\$115,288	\$1,177,934	\$325,376	\$2,102,608	\$6,956,900
Total Attending ADM: 985.452	Per ADM Amounts:	\$3,283	\$117	\$1,195	\$330	\$2,134	\$7,060
Noah Webster Schools-Pima	078261000	\$1,139,805	\$24,731	\$27,764	\$175,731	\$1,655,483	\$3,023,514
Total Attending ADM: 339.207	Per ADM Amounts:	\$3,360	\$73	\$82	\$518	\$4,880	\$8,913
North Phoenix Preparatory Academy	078584000	\$1,458,328	\$205,304	\$735,395	\$0	\$436,658	\$2,835,685
Total Attending ADM: 350.950	Per ADM Amounts:	\$4,155	\$585	\$2,095	\$0	\$1,244	\$8,080
North Star Charter School, Inc.	078945000	\$481,683	\$7,401	\$577,622	\$1	\$367,549	\$1,434,256
Total Attending ADM: 152.871	Per ADM Amounts:	\$3,151	\$48	\$3,778	\$0	\$2,404	\$9,382
Ombudsman Educational Services, LTD, a	078563000	\$1,202,703	\$71,250	\$959,279	\$1	\$900,463	\$3,133,696
Total Attending ADM: 234.698	Per ADM Amounts:	\$5,124	\$304	\$4,087	\$0	\$3,837	\$13,352
Ombudsman Educational Services, Ltd.,a subsidiary	078767000	\$1,322,097	\$83,352	\$915,313	\$1	\$723,147	\$3,043,910
Total Attending ADM: 747.695	Per ADM Amounts:	\$1,768	\$111	\$1,224	\$0	\$967	\$4,071
P.L.C. Charter Schools	078907000	\$3,001,481	\$297,042	\$857,520	\$514,459	\$1,655,901	\$6,326,403
Total Attending ADM: 1,083.573	Per ADM Amounts:	\$2,770	\$274	\$791	\$475	\$1,528	\$5,838
Pan-American Elementary Charter	078940000	\$3,031,306	\$131,786	\$973,083	\$117,865	\$673,560	\$4,927,600
Total Attending ADM: 43.453	Per ADM Amounts:	\$69,761	\$3,033	\$22,394	\$2,712	\$15,501	\$113,401
Paragon Management, Inc.	078912000	\$6,837,730	\$378,375	\$1,915,899	\$635,732	\$1,616,908	\$11,384,644
Total Attending ADM: 1,929.983	Per ADM Amounts:	\$3,543	\$196	\$993	\$329	\$838	\$5,899
Paramount Education Studies Inc	078905000	\$897,118	\$21,913	\$867,790	\$100,329	\$719,847	\$2,606,997
Total Attending ADM: 350.123	Per ADM Amounts:	\$2,562	\$63	\$2,479	\$287	\$2,056	\$7,446
PAS Charter, Inc., dba Intelli-School	078963000	\$365,633	\$1,315	\$938,044	\$134,594	\$284,402	\$1,723,988
Total Attending ADM: 201.381	Per ADM Amounts:	\$1,816	\$7	\$4,658	\$668	\$1,412	\$8,561
Pathfinder Charter School Foundation	078792000	\$1,633,561	\$57,446	\$911,919	\$149,392	\$882,268	\$3,634,586
Total Attending ADM: 543.781	Per ADM Amounts:	\$3,004	\$106	\$1,677	\$275	\$1,622	\$6,684
Pathways KM Charter Schools, Inc	078280000	\$7,566	\$86	\$58,497	\$408	\$4,367	\$70,924
Total Attending ADM: 3.000	Per ADM Amounts:	\$2,522	\$29	\$19,499	\$136	\$1,456	\$23,641

Current Expenditures for Charter Schools		Classroom Instruction	Classroom Supplies	Administration	Student Support Services	Other Support Services	Total Current Expenditures
Maricopa County							
Patriot Academy, Inc.	078733000	\$300,962	\$4,345	\$76,386	\$1,205	\$176,877	\$559,775
Total Attending ADM: 70.138	Per ADM Amounts:	\$4,291	\$62	\$1,089	\$17	\$2,522	\$7,981
Phoenix Advantage Charter School, Inc.	078714000	\$1,277,650	\$93,916	\$367,136	\$86,266	\$2,275,651	\$4,100,619
Total Attending ADM: 392.861	Per ADM Amounts:	\$3,252	\$239	\$935	\$220	\$5,793	\$10,438
Phoenix Collegiate Academy, Inc.	078559000	\$169,825	\$1,453,741	\$887,443	\$260,950	\$1,629,711	\$4,401,670
Total Attending ADM: 562.006	Per ADM Amounts:	\$302	\$2,587	\$1,579	\$464	\$2,900	\$7,832
Phoenix Education Management, LLC,	078716000	\$2,981,020	\$19,712	\$1,441,627	\$287,779	\$2,263,132	\$6,993,270
Total Attending ADM: 658.419	Per ADM Amounts:	\$4,528	\$30	\$2,190	\$437	\$3,437	\$10,621
Phoenix School of Academic Excellence The	078776000	\$333,103	\$25,563	\$299,988	\$57,785	\$347,322	\$1,063,761
Total Attending ADM: 131.239	Per ADM Amounts:	\$2,538	\$195	\$2,286	\$440	\$2,646	\$8,106
Pillar Charter School	078504000	\$359,734	\$33,955	\$120,215	\$45,599	\$43,296	\$602,799
Total Attending ADM: 52.002	Per ADM Amounts:	\$6,918	\$653	\$2,312	\$877	\$833	\$11,592
Pinnacle Education-Tempe, Inc.	078726000	\$1,109,144	\$862	\$326,748	\$546,981	\$688,518	\$2,672,253
Total Attending ADM: 765.706	Per ADM Amounts:	\$1,449	\$1	\$427	\$714	\$899	\$3,490
Pinnacle Education-WMCB, Inc.	078920000	\$81,087	\$27	\$13,500	\$11,786	\$65,990	\$172,390
Total Attending ADM: 33.035	Per ADM Amounts:	\$2,455	\$1	\$409	\$357	\$1,998	\$5,218
Pioneer Preparatory School	078550000	\$2,466,678	\$50,608	\$481,941	\$8,934	\$923,404	\$3,931,565
Total Attending ADM: 585.045	Per ADM Amounts:	\$4,216	\$87	\$824	\$15	\$1,578	\$6,720
PLC Arts Academy at Scottsdale, Inc.	078598000	\$625,354	\$34,697	\$98,078	\$116,539	\$196,504	\$1,071,172
Total Attending ADM: 141.942	Per ADM Amounts:	\$4,406	\$244	\$691	\$821	\$1,384	\$7,547
Pointe Educational Services	078925000	\$4,197,595	\$325,096	\$1,736,239	\$624,555	\$1,163,980	\$8,047,465
Total Attending ADM: 1,390.575	Per ADM Amounts:	\$3,019	\$234	\$1,249	\$449	\$837	\$5,787
Premier Charter High School	078939000	\$428,862	\$45,038	\$244,207	\$201,786	\$811,119	\$1,731,012
Total Attending ADM: 246.698	Per ADM Amounts:	\$1,738	\$183	\$990	\$818	\$3,288	\$7,017
PS Charter Schools, Inc.	078232000	\$525,069	\$49,811	\$189,185	\$167,652	\$99,917	\$1,031,634
Total Attending ADM: 55.175	Per ADM Amounts:	\$9,516	\$903	\$3,429	\$3,039	\$1,811	\$18,697
Reid Traditional Schools' Painted Rock Academy	078209000	\$2,027,060	\$49,805	\$609,963	\$54,116	\$374,899	\$3,115,843
Total Attending ADM: 580.665	Per ADM Amounts:	\$3,491	\$86	\$1,050	\$93	\$646	\$5,366
Reid Traditional Schools' Valley Academy, Inc.	078749000	\$2,478,547	\$85,157	\$827,045	\$59,132	\$525,113	\$3,974,994
Total Attending ADM: 736.857	Per ADM Amounts:	\$3,364	\$116	\$1,122	\$80	\$713	\$5,395

Current Expenditures for Charter Schools		Classroom Instruction	Classroom Supplies	Administration	Student Support Services	Other Support Services	Total Current Expenditures
Maricopa County							
Research Based Education Corporation	078560000	\$430,572	\$31,454	\$145,613	\$58,391	\$342,319	\$1,008,349
Total Attending ADM: 100.447	Per ADM Amounts:	\$4,287	\$313	\$1,450	\$581	\$3,408	\$10,039
Ridgeline Academy, Inc.	078609000	\$2,220,568	\$75,501	\$316,276	\$162,706	\$779,515	\$3,554,566
Total Attending ADM: 544.251	Per ADM Amounts:	\$4,080	\$139	\$581	\$299	\$1,432	\$6,531
Rosefield Charter Elementary School, Inc.	078508000	\$1,929,529	\$129,459	\$1,292,288	\$224,505	\$1,167,355	\$4,743,136
Total Attending ADM: 713.751	Per ADM Amounts:	\$2,703	\$181	\$1,811	\$315	\$1,636	\$6,645
RSD Charter School, Inc.	078735000	\$515,375	\$1	\$170,577	\$1,690	\$320,747	\$1,008,390
Total Attending ADM: 93.547	Per ADM Amounts:	\$5,509	\$0	\$1,823	\$18	\$3,429	\$10,780
Sage Academy, Inc.	078688000	\$207,439	\$156,613	\$263,280	\$133,686	\$360,776	\$1,121,794
Total Attending ADM: 136.373	Per ADM Amounts:	\$1,521	\$1,148	\$1,931	\$980	\$2,646	\$8,226
Salt River Pima-Maricopa Community Schools	078656000	\$1,929,903	\$89,436	\$1,476,001	\$82,162	\$1	\$3,577,503
Total Attending ADM: 259.824	Per ADM Amounts:	\$7,428	\$344	\$5,681	\$316	\$0	\$13,769
San Tan Montessori School, Inc.	078539000	\$1,359,662	\$20,000	\$616,280	\$1,000	\$1,331,976	\$3,328,918
Total Attending ADM: 595.267	Per ADM Amounts:	\$2,284	\$34	\$1,035	\$2	\$2,238	\$5,592
SC Jensen Corporation, Inc. dba Intelli-School	078962000	\$151,203	\$1,491	\$393,074	\$82,111	\$98,098	\$725,977
Total Attending ADM: 76.534	Per ADM Amounts:	\$1,976	\$19	\$5,136	\$1,073	\$1,282	\$9,486
Scottsdale Country Day School	078243000	\$365,977	\$16,041	\$158,882	\$51,575	\$251,522	\$843,997
Total Attending ADM: 71.180	Per ADM Amounts:	\$5,142	\$225	\$2,232	\$725	\$3,534	\$11,857
Scottsdale Preparatory Academy	078533000	\$3,692,291	\$472,653	\$1,605,477	\$0	\$1,030,504	\$6,800,925
Total Attending ADM: 880.405	Per ADM Amounts:	\$4,194	\$537	\$1,824	\$0	\$1,170	\$7,725
Self Development Academy-Phoenix	078256000	\$634,190	\$44,845	\$244,101	\$133,813	\$384,469	\$1,441,418
Total Attending ADM: 161.066	Per ADM Amounts:	\$3,937	\$278	\$1,516	\$831	\$2,387	\$8,949
Self Development Charter School	078796000	\$1,621,522	\$71,225	\$333,859	\$11,057	\$211,701	\$2,249,364
Total Attending ADM: 434.732	Per ADM Amounts:	\$3,730	\$164	\$768	\$25	\$487	\$5,174
Skyline Gila River Schools, LLC	078566000	\$663,591	\$9,721	\$465,677	\$173,074	\$723,907	\$2,035,970
Total Attending ADM: 149.919	Per ADM Amounts:	\$4,426	\$65	\$3,106	\$1,154	\$4,829	\$13,580
Skyline Schools, Inc.	078914000	\$343,374	\$5,078	\$256,961	\$84,106	\$610,620	\$1,300,139
Total Attending ADM: 146.248	Per ADM Amounts:	\$2,348	\$35	\$1,757	\$575	\$4,175	\$8,890
Sonoran Desert School	078786000	\$83,105	\$14,312	\$52,236	\$550	\$143,255	\$293,458
Total Attending ADM: 34.934	Per ADM Amounts:	\$2,379	\$410	\$1,495	\$16	\$4,101	\$8,400

Current Expenditures for Charter Schools		Classroom Instruction	Classroom Supplies	Administration	Student Support Services	Other Support Services	Total Current Expenditures
Maricopa County							
South Phoenix Academy Inc.	078599000	\$564,340	\$13,239	\$231,057	\$76,013	\$1,346,423	\$2,231,072
Total Attending ADM: 258.486	Per ADM Amounts:	\$2,183	\$51	\$894	\$294	\$5,209	\$8,631
South Valley Academy, Inc.	078578000	\$465,843	\$5,856	\$246,804	\$104,055	\$802,306	\$1,624,864
Total Attending ADM: 201.913	Per ADM Amounts:	\$2,307	\$29	\$1,222	\$515	\$3,974	\$8,047
Southwest Leadership Academy	078228000	\$431,536	\$96,170	\$401,399	\$104,645	\$50,362	\$1,084,112
Total Attending ADM: 364.153	Per ADM Amounts:	\$1,185	\$264	\$1,102	\$287	\$138	\$2,977
StarShine Academy	078992000	\$693,992	\$40,597	\$628,017	\$145,137	\$348,124	\$1,855,867
Total Attending ADM: 205.402	Per ADM Amounts:	\$3,379	\$198	\$3,058	\$707	\$1,695	\$9,035
STEP UP Schools, Inc.	078634000	\$679,899	\$34,748	\$97,041	\$97,877	\$111,739	\$1,021,304
Total Attending ADM: 85.813	Per ADM Amounts:	\$7,923	\$405	\$1,131	\$1,141	\$1,302	\$11,902
Stepping Stones Academy	078781000	\$763,261	\$99,150	\$273,704	\$0	\$276,318	\$1,412,433
Total Attending ADM: 190.561	Per ADM Amounts:	\$4,005	\$520	\$1,436	\$0	\$1,450	\$7,412
Success School	078924000	\$2,969,521	\$305,754	\$1,017,075	\$455,797	\$970,704	\$5,718,851
Total Attending ADM: 750.808	Per ADM Amounts:	\$3,955	\$407	\$1,355	\$607	\$1,293	\$7,617
SySTEM Schools	078217000	\$343,111	\$129,289	\$206,058	\$43,000	\$493,970	\$1,215,428
Total Attending ADM: 148.370	Per ADM Amounts:	\$2,313	\$871	\$1,389	\$290	\$3,329	\$8,192
Teleos Preparatory Academy	078551000	\$1,089,288	\$64,036	\$546,732	\$0	\$405,262	\$2,105,318
Total Attending ADM: 198.947	Per ADM Amounts:	\$5,475	\$322	\$2,748	\$0	\$2,037	\$10,582
Tempe Preparatory Academy	078761000	\$1,742,496	\$22,407	\$326,490	\$140,589	\$892,815	\$3,124,797
Total Attending ADM: 344.429	Per ADM Amounts:	\$5,059	\$65	\$948	\$408	\$2,592	\$9,072
The Farm at Mission Montessori Academy	078213000	\$143,711	\$6,174	\$45,230	\$76,504	\$99,029	\$370,648
Total Attending ADM: 41.260	Per ADM Amounts:	\$3,483	\$150	\$1,096	\$1,854	\$2,400	\$8,983
The Odyssey Preparatory Academy, Inc.	078561000	\$9,004,848	\$304,216	\$2,938,847	\$1,966,222	\$4,870,402	\$19,084,535
Total Attending ADM: 849.339	Per ADM Amounts:	\$10,602	\$358	\$3,460	\$2,315	\$5,734	\$22,470
The Paideia Academies, Inc	078206000	\$1,161,904	\$27,546	\$589,901	\$274,876	\$1,346,570	\$3,400,797
Total Attending ADM: 498.649	Per ADM Amounts:	\$2,330	\$55	\$1,183	\$551	\$2,700	\$6,820
Trivium Preparatory Academy	078591000	\$1,963,041	\$205,605	\$809,300	\$0	\$814,556	\$3,792,502
Total Attending ADM: 455.225	Per ADM Amounts:	\$4,312	\$452	\$1,778	\$0	\$1,789	\$8,331
Twenty First Century Charter School, Inc. Bennett	078630000	\$1,055,372	\$43,012	\$305,897	\$59,344	\$544,775	\$2,008,400
Total Attending ADM: 305.537	Per ADM Amounts:	\$3,454	\$141	\$1,001	\$194	\$1,783	\$6,573

Current Expenditures for Charter Schools		Classroom Instruction	Classroom Supplies	Administration	Student Support Services	Other Support Services	Total Current Expenditures
Maricopa County							
Valley of the Sun Waldorf Education Association,	078964000	\$1,052,943	\$86,352	\$585,025	\$0	\$239,788	\$1,964,108
Total Attending ADM: 306.902	Per ADM Amounts:	\$3,431	\$281	\$1,906	\$0	\$781	\$6,400
Vector School District, Inc.	078562000	\$601,967	\$2,611	\$190,203	\$58,389	\$951,363	\$1,804,533
Total Attending ADM: 206.718	Per ADM Amounts:	\$2,912	\$13	\$920	\$282	\$4,602	\$8,729
Veritas Preparatory Academy	078984000	\$3,108,947	\$332,389	\$1,481,039	\$0	\$1,177,874	\$6,100,249
Total Attending ADM: 706.259	Per ADM Amounts:	\$4,402	\$471	\$2,097	\$0	\$1,668	\$8,637
Victory High School, Inc.	078757000	\$44,030	\$3,249	\$63,662	\$9,273	\$60,851	\$181,065
Total Attending ADM: 24.811	Per ADM Amounts:	\$1,775	\$131	\$2,566	\$374	\$2,453	\$7,298
Villa Montessori Charter School	078715000	\$3,129,780	\$282,697	\$1,124,748	\$185,326	\$534,399	\$5,256,950
Total Attending ADM: 468.157	Per ADM Amounts:	\$6,685	\$604	\$2,403	\$396	\$1,141	\$11,229
Vista Charter School	078960000	\$16,806	\$1	\$40,279	\$3,495	\$79,656	\$140,237
Total Attending ADM: 19.625	Per ADM Amounts:	\$856	\$0	\$2,052	\$178	\$4,059	\$7,146
Vista College Preparatory, Inc.	078224000	\$569,451	\$93,005	\$275,291	\$51,156	\$773,096	\$1,761,999
Total Attending ADM: 149.885	Per ADM Amounts:	\$3,799	\$621	\$1,837	\$341	\$5,158	\$11,756
West Gilbert Charter Elementary School, Inc.	078935000	\$659,098	\$72,113	\$806,130	\$92,345	\$219,157	\$1,848,843
Total Attending ADM: 289.629	Per ADM Amounts:	\$2,276	\$249	\$2,783	\$319	\$757	\$6,383
West Gilbert Charter Middle School, Inc.	078974000	\$201,106	\$35,114	\$204,640	\$20,021	\$49,143	\$510,024
Total Attending ADM: 90.339	Per ADM Amounts:	\$2,226	\$389	\$2,265	\$222	\$544	\$5,646
West Valley Arts and Technology Academy, Inc.	078548000	\$106,597	\$14,794	\$156,799	\$20,196	\$142,707	\$441,093
Total Attending ADM: 334.427	Per ADM Amounts:	\$319	\$44	\$469	\$60	\$427	\$1,319
Western School of Science and Technology, Inc.	078221000	\$1,890,719	\$37,395	\$528,418	\$14,297	\$579,422	\$3,050,251
Total Attending ADM: 377.328	Per ADM Amounts:	\$5,011	\$99	\$1,400	\$38	\$1,536	\$8,084
Maricopa Totals		\$389,960,552	\$26,777,870	\$167,413,539	\$38,848,596	\$226,105,253	\$849,105,810
Total Attending ADM: 116,193.572	Per ADM Amounts:	\$3,356	\$230	\$1,441	\$334	\$1,946	\$7,308

Current Expenditures for Charter Schools		Classroom Instruction	Classroom Supplies	Administration	Student Support Services	Other Support Services	Total Current Expenditures
Mohave County							
Academy of Building Industries, Inc.	088704000	\$414,442	\$38,947	\$213,354	\$5,859	\$200,569	\$873,171
Total Attending ADM: 63.627	Per ADM Amounts:	\$6,514	\$612	\$3,353	\$92	\$3,152	\$13,723
Desert Star Academy	088705000	\$860,560	\$127,628	\$272,857	\$36,835	\$191,665	\$1,489,545
Total Attending ADM: 184.420	Per ADM Amounts:	\$4,666	\$692	\$1,480	\$200	\$1,039	\$8,077
Kingman Academy Of Learning	088620000	\$3,777,249	\$259,060	\$1,528,474	\$132,749	\$1,438,414	\$7,135,946
Total Attending ADM: 1,289.608	Per ADM Amounts:	\$2,929	\$201	\$1,185	\$103	\$1,115	\$5,533
Masada Charter School, Inc.	088759000	\$1,865,699	\$107,354	\$646,583	\$294,092	\$654,535	\$3,568,263
Total Attending ADM: 498.244	Per ADM Amounts:	\$3,745	\$215	\$1,298	\$590	\$1,314	\$7,162
Mohave Accelerated Elementary School, Inc.	088703000	\$1,149,089	\$112,844	\$1,001,218	\$32,700	\$66,073	\$2,361,924
Total Attending ADM: 425.790	Per ADM Amounts:	\$2,699	\$265	\$2,351	\$77	\$155	\$5,547
Mohave Accelerated Learning Center	088758000	\$1,488,756	\$101,610	\$570,071	\$118,814	\$911,089	\$3,190,340
Total Attending ADM: 472.570	Per ADM Amounts:	\$3,150	\$215	\$1,206	\$251	\$1,928	\$6,751
Telesis Center for Learning, Inc.	088702000	\$1,586,391	\$101,550	\$343,373	\$189,972	\$1,444,962	\$3,666,248
Total Attending ADM: 434.914	Per ADM Amounts:	\$3,648	\$233	\$790	\$437	\$3,322	\$8,430
Young Scholars Academy Charter School Corp.	088755000	\$1,207,360	\$115,634	\$252,181	\$303,275	\$311,573	\$2,190,023
Total Attending ADM: 379.665	Per ADM Amounts:	\$3,180	\$305	\$664	\$799	\$821	\$5,768
Mohave Totals		\$12,349,546	\$964,627	\$4,828,111	\$1,114,296	\$5,218,880	\$24,475,460
Total Attending ADM: 3,748.838	Per ADM Amounts:	\$3,294	\$257	\$1,288	\$297	\$1,392	\$6,529

Current Expenditures for Charter Schools		Classroom Instruction	Classroom Supplies	Administration	Student Support Services	Other Support Services	Total Current Expenditures
Navajo County							
Career Development, Inc.	098745000	\$502,711	\$9,912	\$128,819	\$215,715	\$346,769	\$1,203,926
Total Attending ADM: 57.230	Per ADM Amounts:	\$8,784	\$173	\$2,251	\$3,769	\$6,059	\$21,037
Founding Fathers Academies, Inc	098750000	\$255,277	\$7,000	\$158,522	\$187,144	\$354,940	\$962,883
Total Attending ADM: 104.027	Per ADM Amounts:	\$2,454	\$67	\$1,524	\$1,799	\$3,412	\$9,256
Shonto Governing Board of Education, Inc.	098746000	\$742,476	\$42,250	\$210,027	\$156,913	\$288,318	\$1,439,984
Total Attending ADM: 75.717	Per ADM Amounts:	\$9,806	\$558	\$2,774	\$2,072	\$3,808	\$19,018
Navajo Totals		\$1,500,464	\$59,162	\$497,368	\$559,772	\$990,027	\$3,606,793
Total Attending ADM: 236.974	Per ADM Amounts:	\$6,332	\$250	\$2,099	\$2,362	\$4,178	\$15,220

Current Expenditures for Charter Schools		Classroom Instruction	Classroom Supplies	Administration	Student Support Services	Other Support Services	Total Current Expenditures
Pima County							
Academy Del Sol, Inc.	108734000	\$1,416,581	\$59,455	\$634,900	\$94,513	\$1,927,337	\$4,132,786
Total Attending ADM: 605.361	Per ADM Amounts:	\$2,340	\$98	\$1,049	\$156	\$3,184	\$6,827
Academy of Mathematics and Science South, Inc.	078242000	\$762,324	\$62,850	\$397,056	\$275,867	\$221,993	\$1,720,090
Total Attending ADM: 288.046	Per ADM Amounts:	\$2,647	\$218	\$1,378	\$958	\$771	\$5,972
Academy of Mathematics and Science, Inc.	108713000	\$1,518,354	\$43,594	\$1,377,894	\$183,173	\$833,771	\$3,956,786
Total Attending ADM: 389.628	Per ADM Amounts:	\$3,897	\$112	\$3,536	\$470	\$2,140	\$10,155
Academy of Tucson, Inc.	108665000	\$2,103,053	\$135,230	\$922,454	\$135,699	\$402,010	\$3,698,446
Total Attending ADM: 679.985	Per ADM Amounts:	\$3,093	\$199	\$1,357	\$200	\$591	\$5,439
Accelerated Elementary and Secondary Schools	108767000	\$539,895	\$20,169	\$341,005	\$8,790	\$305,379	\$1,215,238
Total Attending ADM: 197.589	Per ADM Amounts:	\$2,732	\$102	\$1,726	\$44	\$1,546	\$6,150
American Charter Schools Foundation d.b.a. Alta	108794000	\$970,783	\$19,885	\$948,578	\$124,210	\$1,458,780	\$3,522,236
Total Attending ADM: 465.389	Per ADM Amounts:	\$2,086	\$43	\$2,038	\$267	\$3,135	\$7,568
Aprender Tucson	108785000	\$1,127,423	\$41,048	\$241,366	\$194,242	\$574,141	\$2,178,220
Total Attending ADM: 191.088	Per ADM Amounts:	\$5,900	\$215	\$1,263	\$1,017	\$3,005	\$11,399
Arizona Community Development Corporation	108709000	\$6,128,841	\$124,378	\$2,510,607	\$376,992	\$2,459,925	\$11,600,743
Total Attending ADM: 1,904.518	Per ADM Amounts:	\$3,218	\$65	\$1,318	\$198	\$1,292	\$6,091
BASIS Schools, Inc.	108725000	\$2,873,310	\$87,245	\$1,288,634	\$259,510	\$154,325	\$4,663,024
Total Attending ADM: 785.597	Per ADM Amounts:	\$3,657	\$111	\$1,640	\$330	\$196	\$5,936
BASIS Schools, Inc.	108737000	\$3,305,536	\$55,287	\$1,312,824	\$340,032	\$140,267	\$5,153,946
Total Attending ADM: 973.715	Per ADM Amounts:	\$3,395	\$57	\$1,348	\$349	\$144	\$5,293
BASIS Schools, Inc.	108404000	\$2,377,225	\$69,797	\$1,308,662	\$214,176	\$240,757	\$4,210,617
Total Attending ADM: 682.898	Per ADM Amounts:	\$3,481	\$102	\$1,916	\$314	\$353	\$6,166
Blue Adobe Project	108501000	\$306,141	\$7,432	\$60,970	\$13,831	\$137,794	\$526,168
Total Attending ADM: 51.341	Per ADM Amounts:	\$5,963	\$145	\$1,188	\$269	\$2,684	\$10,248
Canyon Rose Academy, Inc.	108715000	\$1,317,630	\$56,300	\$411,454	\$45,176	\$353,381	\$2,183,941
Total Attending ADM: 288.860	Per ADM Amounts:	\$4,561	\$195	\$1,424	\$156	\$1,223	\$7,561
Carden of Tucson, Inc.	108777000	\$588,075	\$27,232	\$66,791	\$93,083	\$91,066	\$866,247
Total Attending ADM: 115.409	Per ADM Amounts:	\$5,096	\$236	\$579	\$807	\$789	\$7,506
CITY Center for Collaborative Learning	108720000	\$899,357	\$24,577	\$186,195	\$162,191	\$430,474	\$1,702,794
Total Attending ADM: 312.483	Per ADM Amounts:	\$2,878	\$79	\$596	\$519	\$1,378	\$5,449

Current Expenditures for Charter Schools		Classroom Instruction	Classroom Supplies	Administration	Student Support Services	Other Support Services	Total Current Expenditures
Pima County							
Collaborative Pathways, Inc.	108909000	\$470,200	\$16,882	\$217,484	\$35,167	\$359,274	\$1,099,007
Total Attending ADM: 122.681	Per ADM Amounts:	\$3,833	\$138	\$1,773	\$287	\$2,929	\$8,958
Compass High School, Inc.	108788000	\$701,785	\$609,280	\$666,167	\$893,910	\$545,693	\$3,416,835
Total Attending ADM: 381.820	Per ADM Amounts:	\$1,838	\$1,596	\$1,745	\$2,341	\$1,429	\$8,949
CPLC Community Schools dba Hiaki High School	108505000	\$592,868	\$50,428	\$285,763	\$186,325	\$91,572	\$1,206,956
Total Attending ADM: 63.883	Per ADM Amounts:	\$9,281	\$789	\$4,473	\$2,917	\$1,433	\$18,893
CPLC Community Schools dba Toltecalli High	108793000	\$789,372	\$51,185	\$209,130	\$119,225	\$136,320	\$1,305,232
Total Attending ADM: 109.240	Per ADM Amounts:	\$7,226	\$469	\$1,914	\$1,091	\$1,248	\$11,948
Daisy Education Corporation dba Sonoran Science	108666000	\$2,239,600	\$117,729	\$807,214	\$188,011	\$430,375	\$3,782,929
Total Attending ADM: 964.476	Per ADM Amounts:	\$2,322	\$122	\$837	\$195	\$446	\$3,922
Daisy Education Corporation dba Sonoran Science	108502000	\$1,341,253	\$54,310	\$296,163	\$38,750	\$498,144	\$2,228,620
Total Attending ADM: 272.902	Per ADM Amounts:	\$4,915	\$199	\$1,085	\$142	\$1,825	\$8,166
Daisy Education Corporation dba. Sonoran Science	108504000	\$760,283	\$22,257	\$280,292	\$120,611	\$300,537	\$1,483,980
Total Attending ADM: 211.691	Per ADM Amounts:	\$3,591	\$105	\$1,324	\$570	\$1,420	\$7,010
Desert Rose Academy, Inc.	108787000	\$856,106	\$37,658	\$334,542	\$35,205	\$230,167	\$1,493,678
Total Attending ADM: 184.053	Per ADM Amounts:	\$4,651	\$205	\$1,818	\$191	\$1,251	\$8,115
Desert Sky Community School, Inc.	108732000	\$256,688	\$9,592	\$70,149	\$36,974	\$83,054	\$456,457
Total Attending ADM: 53.840	Per ADM Amounts:	\$4,768	\$178	\$1,303	\$687	\$1,543	\$8,478
Desert Springs Academy	108771000	\$0	\$0	\$0	\$0	\$0	\$0
Total Attending ADM: 75.425	Per ADM Amounts:	\$0	\$0	\$0	\$0	\$0	\$0
Eastpointe High School, Inc.	108781000	\$3,027,447	\$15,332	\$828,241	\$87,750	\$167,876	\$4,126,646
Total Attending ADM: 124.294	Per ADM Amounts:	\$24,357	\$123	\$6,664	\$706	\$1,351	\$33,201
Ed Ahead	108506000	\$391,650	\$32,196	\$19,640	\$7,774	\$183,891	\$635,151
Total Attending ADM: 73.142	Per ADM Amounts:	\$5,355	\$440	\$269	\$106	\$2,514	\$8,684
Edge School, Inc., The	108653000	\$819,607	\$45,371	\$176,078	\$244,582	\$756,368	\$2,042,006
Total Attending ADM: 236.139	Per ADM Amounts:	\$3,471	\$192	\$746	\$1,036	\$3,203	\$8,647
Educational Impact, Inc.	108717000	\$531,976	\$64,605	\$106,098	\$87,643	\$485,207	\$1,275,529
Total Attending ADM: 156.543	Per ADM Amounts:	\$3,398	\$413	\$678	\$560	\$3,100	\$8,148
El Pueblo Integral - Teaching & Learning	108797000	\$231,473	\$10,126	\$116,980	\$121,251	\$87,378	\$567,208
Total Attending ADM: 72.540	Per ADM Amounts:	\$3,191	\$140	\$1,613	\$1,672	\$1,205	\$7,819

Current Expenditures for Charter Schools		Classroom Instruction	Classroom Supplies	Administration	Student Support Services	Other Support Services	Total Current Expenditures
Pima County							
El Pueblo Integral - Teaching & Learning	108910000	\$253,603	\$28,980	\$304,883	\$49,260	\$76,300	\$713,026
Total Attending ADM: 68.835	Per ADM Amounts:	\$3,684	\$421	\$4,429	\$716	\$1,108	\$10,358
Great Expectations Academy	108770000	\$803,723	\$42,777	\$170,758	\$210,343	\$548,366	\$1,775,967
Total Attending ADM: 272.055	Per ADM Amounts:	\$2,954	\$157	\$628	\$773	\$2,016	\$6,528
Griffin Foundation, Inc. The	108789000	\$708,707	\$21,817	\$561,258	\$84,016	\$837,267	\$2,213,065
Total Attending ADM: 270.158	Per ADM Amounts:	\$2,623	\$81	\$2,078	\$311	\$3,099	\$8,192
Ha:san Educational Services	108726000	\$450,096	\$27,490	\$93,933	\$295,500	\$546,942	\$1,413,961
Total Attending ADM: 99.488	Per ADM Amounts:	\$4,524	\$276	\$944	\$2,970	\$5,498	\$14,212
Hermosa Montessori Charter School	108701000	\$741,426	\$25,233	\$191,116	\$20,716	\$637,998	\$1,616,489
Total Attending ADM: 200.484	Per ADM Amounts:	\$3,698	\$126	\$953	\$103	\$3,182	\$8,063
Highland Free School	108775000	\$181,006	\$8,968	\$64,288	\$65	\$87,024	\$341,351
Total Attending ADM: 42.890	Per ADM Amounts:	\$4,220	\$209	\$1,499	\$2	\$2,029	\$7,959
Innovative Humanities Education Corporation	108513000	\$437,322	\$23,770	\$326,524	\$7,198	\$628,834	\$1,423,648
Total Attending ADM: 147.052	Per ADM Amounts:	\$2,974	\$162	\$2,220	\$49	\$4,276	\$9,681
Institute for Transformative Education, Inc.	108735000	\$27,504	\$263,084	\$207,278	\$105,446	\$276,121	\$879,433
Total Attending ADM: 78.962	Per ADM Amounts:	\$348	\$3,332	\$2,625	\$1,335	\$3,497	\$11,137
Kaizen Education Foundation dba Skyview High	108706000	\$269,630	\$7,259	\$276,587	\$9,843	\$557,569	\$1,120,888
Total Attending ADM: 130.429	Per ADM Amounts:	\$2,067	\$56	\$2,121	\$75	\$4,275	\$8,594
Khalsa Family Services	108784000	\$752,322	\$34,549	\$567,479	\$45,072	\$593,442	\$1,992,864
Total Attending ADM: 265.208	Per ADM Amounts:	\$2,837	\$130	\$2,140	\$170	\$2,238	\$7,514
Leman Academy of Excellence, Inc.	108738000	\$1,485,427	\$30,296	\$967,121	\$203,583	\$366,453	\$3,052,880
Total Attending ADM: 481.749	Per ADM Amounts:	\$3,083	\$63	\$2,008	\$423	\$761	\$6,337
Lifelong Learning Research Institute, Inc.	108708000	\$76,470	\$13,781	\$79,581	\$11,554	\$108,957	\$290,343
Total Attending ADM: 17.427	Per ADM Amounts:	\$4,388	\$791	\$4,567	\$663	\$6,252	\$16,661
Lifelong Learning Research Institute, Inc.	108908000	\$212,062	\$26,626	\$112,728	\$1,948	\$161,567	\$514,931
Total Attending ADM: 47.028	Per ADM Amounts:	\$4,509	\$566	\$2,397	\$41	\$3,436	\$10,949
Math and Science Success Academy, Inc.	108798000	\$1,481,681	\$65,892	\$1,278,217	\$212,042	\$2,090	\$3,039,922
Total Attending ADM: 403.044	Per ADM Amounts:	\$3,676	\$163	\$3,171	\$526	\$5	\$7,542
Montessori Schoolhouse of Tucson, Inc.	108703000	\$290,189	\$12,420	\$150,711	\$2,300	\$149,125	\$604,745
Total Attending ADM: 82.805	Per ADM Amounts:	\$3,504	\$150	\$1,820	\$28	\$1,801	\$7,303

Current Expenditures for Charter Schools		Classroom Instruction	Classroom Supplies	Administration	Student Support Services	Other Support Services	Total Current Expenditures
Pima County							
Mountain Rose Academy, Inc.	108769000	\$1,007,998	\$44,100	\$453,214	\$52,422	\$362,350	\$1,920,084
Total Attending ADM: 254.949	Per ADM Amounts:	\$3,954	\$173	\$1,778	\$206	\$1,421	\$7,531
Nosotros, Inc	108707000	\$1,126,650	\$34,758	\$321,487	\$42,195	\$287,262	\$1,812,352
Total Attending ADM: 216.258	Per ADM Amounts:	\$5,210	\$161	\$1,487	\$195	\$1,328	\$8,381
Open Doors Community School, Inc.	108512000	\$331,406	\$129,883	\$103,226	\$129,525	\$82,365	\$776,405
Total Attending ADM: 121.206	Per ADM Amounts:	\$2,734	\$1,072	\$852	\$1,069	\$680	\$6,406
Pima County	108601000	\$496,222	\$2,965	\$271,628	\$196,260	\$155,609	\$1,122,684
Total Attending ADM: 104.540	Per ADM Amounts:	\$4,747	\$28	\$2,598	\$1,877	\$1,489	\$10,739
Pima Prevention Partnership	108507000	\$595,290	\$38,718	\$466,267	\$268,632	\$401,262	\$1,770,169
Total Attending ADM: 160.874	Per ADM Amounts:	\$3,700	\$241	\$2,898	\$1,670	\$2,494	\$11,003
Pima Prevention Partnership dba Pima Partnership	108799000	\$297,590	\$11,053	\$154,298	\$80,959	\$226,998	\$770,898
Total Attending ADM: 97.713	Per ADM Amounts:	\$3,046	\$113	\$1,579	\$829	\$2,323	\$7,889
Pima Prevention Partnership dba Pima Partnership	108711000	\$948,839	\$42,854	\$416,024	\$417,193	\$624,131	\$2,449,041
Total Attending ADM: 229.035	Per ADM Amounts:	\$4,143	\$187	\$1,816	\$1,822	\$2,725	\$10,693
Pima Rose Academy, Inc.	108602000	\$1,632,761	\$87,075	\$556,443	\$75,318	\$319,338	\$2,670,935
Total Attending ADM: 383.129	Per ADM Amounts:	\$4,262	\$227	\$1,452	\$197	\$833	\$6,971
Portable Practical Educational Preparation, Inc.	108744000	\$3,182,250	\$126,785	\$1,356,591	\$364,565	\$1,545,395	\$6,575,586
Total Attending ADM: 791.076	Per ADM Amounts:	\$4,023	\$160	\$1,715	\$461	\$1,954	\$8,312
Portable Practical Educational Preparation, Inc.	108796000	\$19,206,416	\$6,849,810	\$3,789,558	\$1,734,857	\$516,632	\$32,097,273
Total Attending ADM: 797.330	Per ADM Amounts:	\$24,088	\$8,591	\$4,753	\$2,176	\$648	\$40,256
Presidio School	108778000	\$1,298,609	\$40,923	\$328,224	\$313,630	\$367,144	\$2,348,530
Total Attending ADM: 404.024	Per ADM Amounts:	\$3,214	\$101	\$812	\$776	\$909	\$5,813
Rising Schools, Inc.	108403000	\$266,182	\$6,169	\$57,953	\$32,945	\$380,660	\$743,909
Total Attending ADM: 78.856	Per ADM Amounts:	\$3,376	\$78	\$735	\$418	\$4,827	\$9,434
Satori, Inc.	108719000	\$571,813	\$7,993	\$78,854	\$95,281	\$585,794	\$1,339,735
Total Attending ADM: 167.013	Per ADM Amounts:	\$3,424	\$48	\$472	\$571	\$3,507	\$8,022
Seneca Preparatory Academy Foundation	108511000	\$0	\$0	\$0	\$0	\$0	\$0
Total Attending ADM: 13.018	Per ADM Amounts:	\$0	\$0	\$0	\$0	\$0	\$0
Sonoran Science Academy - Broadway	108503000	\$1,205,571	\$61,395	\$318,997	\$56,449	\$356,745	\$1,999,157
Total Attending ADM: 288.839	Per ADM Amounts:	\$4,174	\$213	\$1,104	\$195	\$1,235	\$6,921

Current Expenditures for Charter Schools		Classroom Instruction	Classroom Supplies	Administration	Student Support Services	Other Support Services	Total Current Expenditures
Pima County							
Southern Arizona Community Academy, Inc.	108772000	\$952,379	\$45,501	\$346,624	\$6,811	\$117,379	\$1,468,694
Total Attending ADM: 168.776	Per ADM Amounts:	\$5,643	\$270	\$2,054	\$40	\$695	\$8,702
Southgate Academy, Inc.	108779000	\$1,216,987	\$280,283	\$681,388	\$731,880	\$381,301	\$3,291,839
Total Attending ADM: 626.223	Per ADM Amounts:	\$1,943	\$448	\$1,088	\$1,169	\$609	\$5,257
StrengthBuilding Partners	108227000	\$170,671	\$1	\$175,058	\$18	\$139,975	\$485,723
Total Attending ADM: 64.141	Per ADM Amounts:	\$2,661	\$0	\$2,729	\$0	\$2,182	\$7,573
The Charter Foundation, Inc.	108722000	\$2,612,841	\$85,358	\$296,850	\$133,722	\$2,283,266	\$5,412,037
Total Attending ADM: 827.357	Per ADM Amounts:	\$3,158	\$103	\$359	\$162	\$2,760	\$6,541
Tucson Collegiate Prep, Inc.	108401000	\$170,338	\$4,220	\$100,352	\$41,440	\$97,400	\$413,750
Total Attending ADM: 40.727	Per ADM Amounts:	\$4,182	\$104	\$2,464	\$1,018	\$2,392	\$10,159
Tucson Country Day School, Inc.	108773000	\$2,810,636	\$171,544	\$885,994	\$463,049	\$916,294	\$5,247,517
Total Attending ADM: 668.640	Per ADM Amounts:	\$4,204	\$257	\$1,325	\$693	\$1,370	\$7,848
Tucson International Academy, Inc.	108714000	\$1,584,548	\$76,282	\$831,815	\$424,553	\$1,786,045	\$4,703,243
Total Attending ADM: 534.594	Per ADM Amounts:	\$2,964	\$143	\$1,556	\$794	\$3,341	\$8,798
Tucson Preparatory School	108768000	\$387,792	\$8,246	\$262,480	\$248,189	\$245,031	\$1,151,738
Total Attending ADM: 135.811	Per ADM Amounts:	\$2,855	\$61	\$1,933	\$1,827	\$1,804	\$8,480
Tucson Youth Development/ACE Charter High	108660000	\$554,512	\$118,088	\$314,413	\$72,396	\$404,067	\$1,463,476
Total Attending ADM: 164.213	Per ADM Amounts:	\$3,377	\$719	\$1,915	\$441	\$2,461	\$8,912
Vision Charter School, Inc.	108705000	\$131,530	\$1,328	\$76,696	\$8,751	\$52,371	\$270,676
Total Attending ADM: 33.913	Per ADM Amounts:	\$3,878	\$39	\$2,262	\$258	\$1,544	\$7,981
Pima Totals		\$90,175,835	\$10,879,704	\$34,420,227	\$11,974,589	\$32,300,125	\$179,750,480
Total Attending ADM: 21,014.445	Per ADM Amounts:	\$4,291	\$518	\$1,638	\$570	\$1,537	\$8,554

Current Expenditures for Charter Schools		Classroom Instruction	Classroom Supplies	Administration	Student Support Services	Other Support Services	Total Current Expenditures
Pinal County							
Akimel O Otham Pee Posh Charter School, Inc.	118705000	\$57,977	\$267	\$30,341	\$1	\$2,140	\$90,726
Total Attending ADM: 127.081	Per ADM Amounts:	\$456	\$2	\$239	\$0	\$17	\$714
Akimel O'Otham Pee Posh Charter School, Inc.	118706000	\$328,532	\$29,703	\$338,207	\$3,600	\$90,134	\$790,176
Total Attending ADM: 140.823	Per ADM Amounts:	\$2,333	\$211	\$2,402	\$26	\$640	\$5,611
American Charter Schools Foundation d.b.a.	118703000	\$333,988	\$9,854	\$352,237	\$53,172	\$466,644	\$1,215,895
Total Attending ADM: 136.697	Per ADM Amounts:	\$2,443	\$72	\$2,577	\$389	\$3,414	\$8,895
Athlos Traditional Academy	118711000	\$2,353,691	\$145,887	\$1,710,752	\$486,951	\$2,368,666	\$7,065,947
Total Attending ADM: 1,122.453	Per ADM Amounts:	\$2,097	\$130	\$1,524	\$434	\$2,110	\$6,295
Eduprize Schools, LLC	078687000	\$12,269,628	\$592,144	\$1,707,584	\$1,633,788	\$5,696,005	\$21,899,149
Total Attending ADM: 3,496.477	Per ADM Amounts:	\$3,509	\$169	\$488	\$467	\$1,629	\$6,263
Graysmark Schools Corporation	118709000	\$98,850	\$9,904	\$64,330	\$25,450	\$129,141	\$327,675
Total Attending ADM: 42.776	Per ADM Amounts:	\$2,311	\$232	\$1,504	\$595	\$3,019	\$7,660
LEAD Charter Schools dba Leading Edge Academy	078101000	\$880,875	\$45,754	\$361,331	\$5,903	\$1,292,535	\$2,586,398
Total Attending ADM: 334.132	Per ADM Amounts:	\$2,636	\$137	\$1,081	\$18	\$3,868	\$7,741
Leading Edge Academy Maricopa	118708000	\$866,011	\$98,708	\$334,754	\$4,225	\$1,332,902	\$2,636,600
Total Attending ADM: 387.255	Per ADM Amounts:	\$2,236	\$255	\$864	\$11	\$3,442	\$6,808
Legacy Traditional Charter School	118715000	\$1,909,911	\$110,154	\$1,461,996	\$334,026	\$1,885,769	\$5,701,856
Total Attending ADM: 941.847	Per ADM Amounts:	\$2,028	\$117	\$1,552	\$355	\$2,002	\$6,054
Legacy Traditional Charter School - Maricopa	078518000	\$2,136,033	\$124,376	\$1,664,585	\$262,936	\$1,880,121	\$6,068,051
Total Attending ADM: 1,140.890	Per ADM Amounts:	\$1,872	\$109	\$1,459	\$230	\$1,648	\$5,319
Legacy Traditional School - Avondale	118712000	\$1,985,672	\$124,827	\$1,667,844	\$338,142	\$1,987,635	\$6,104,120
Total Attending ADM: 1,129.611	Per ADM Amounts:	\$1,758	\$111	\$1,476	\$299	\$1,760	\$5,404
Legacy Traditional School - Northwest Tucson	118713000	\$2,358,452	\$134,188	\$1,760,731	\$411,337	\$2,092,675	\$6,757,383
Total Attending ADM: 1,157.843	Per ADM Amounts:	\$2,037	\$116	\$1,521	\$355	\$1,807	\$5,836
Pinnacle Education-Casa Grande, Inc.	118704000	\$96,484	\$1	\$15,093	\$18,227	\$62,685	\$192,490
Total Attending ADM: 34.488	Per ADM Amounts:	\$2,798	\$0	\$438	\$529	\$1,818	\$5,581
Pinal Totals		\$25,676,104	\$1,425,767	\$11,469,785	\$3,577,758	\$19,287,052	\$61,436,466
Total Attending ADM: 10,192.373	Per ADM Amounts:	\$2,519	\$140	\$1,125	\$351	\$1,892	\$6,028

Current Expenditures for Charter Schools		Classroom Instruction	Classroom Supplies	Administration	Student Support Services	Other Support Services	Total Current Expenditures
Santa Cruz County							
Mexicayotl Academy, Inc.	128703000	\$686,050	\$50,384	\$313,221	\$213,117	\$625,924	\$1,888,696
Total Attending ADM: 226.080	Per ADM Amounts:	\$3,035	\$223	\$1,385	\$943	\$2,769	\$8,354
Patagonia Montessori Elementary School	128725000	\$128,212	\$6,221	\$41,753	\$12,289	\$24,378	\$212,853
Total Attending ADM: 24.590	Per ADM Amounts:	\$5,214	\$253	\$1,698	\$500	\$991	\$8,656
Pinnacle Education-Kino, Inc.	128701000	\$226,144	\$16	\$23,706	\$70,758	\$123,012	\$443,636
Total Attending ADM: 92.667	Per ADM Amounts:	\$2,440	\$0	\$256	\$764	\$1,327	\$4,787
Santa Cruz Valley Opportunities in Education, Inc.	128726000	\$258,056	\$6,928	\$119,209	\$40,222	\$90,958	\$515,373
Total Attending ADM: 42.257	Per ADM Amounts:	\$6,107	\$164	\$2,821	\$952	\$2,152	\$12,196
Santa Cruz Totals		\$1,298,462	\$63,549	\$497,889	\$336,386	\$864,272	\$3,060,558
Total Attending ADM: 385.594	Per ADM Amounts:	\$3,367	\$165	\$1,291	\$872	\$2,241	\$7,937

Current Expenditures for Charter Schools		Classroom Instruction	Classroom Supplies	Administration	Student Support Services	Other Support Services	Total Current Expenditures
Yavapai County							
A Center for Creative Education	138761000	\$211,884	\$10,073	\$72,735	\$48,245	\$100,911	\$443,848
Total Attending ADM: 65.584	Per ADM Amounts:	\$3,231	\$154	\$1,109	\$736	\$1,539	\$6,768
Acorn Montessori Charter School	138760000	\$1,443,412	\$82,959	\$661,642	\$112,346	\$442,818	\$2,743,177
Total Attending ADM: 406.907	Per ADM Amounts:	\$3,547	\$204	\$1,626	\$276	\$1,088	\$6,742
American Heritage Academy	138754000	\$1,668,458	\$56,867	\$800,405	\$1	\$829,103	\$3,354,834
Total Attending ADM: 427.712	Per ADM Amounts:	\$3,901	\$133	\$1,871	\$0	\$1,938	\$7,844
Arizona Agribusiness & Equine Center, Inc.	138785000	\$814,706	\$73,743	\$214,846	\$91,878	\$127,341	\$1,322,514
Total Attending ADM: 207.485	Per ADM Amounts:	\$3,927	\$355	\$1,035	\$443	\$614	\$6,374
BASIS Schools, Inc.	138786000	\$2,354,892	\$138,014	\$1,346,701	\$261,485	\$152,566	\$4,253,658
Total Attending ADM: 718.752	Per ADM Amounts:	\$3,276	\$192	\$1,874	\$364	\$212	\$5,918
Camp Verde Unified School District dba South	138771000	\$336,312	\$9,136	\$42,698	\$25,982	\$75,377	\$489,505
Total Attending ADM: 66.507	Per ADM Amounts:	\$5,057	\$137	\$642	\$391	\$1,133	\$7,360
Compass Points International, Inc	138501000	\$513,586	\$60,835	\$189,629	\$271,901	\$289,166	\$1,325,117
Total Attending ADM: 169.522	Per ADM Amounts:	\$3,030	\$359	\$1,119	\$1,604	\$1,706	\$7,817
Desert Star Community School, Inc.	138714000	\$752,124	\$38,294	\$121,451	\$28,656	\$192,589	\$1,133,114
Total Attending ADM: 169.159	Per ADM Amounts:	\$4,446	\$226	\$718	\$169	\$1,139	\$6,699
Edkey, Inc. - Sequoia Ranch School	138705000	\$1,547,647	\$66,782	\$1,107,878	\$390,083	\$1,828,150	\$4,940,540
Total Attending ADM: 431.502	Per ADM Amounts:	\$3,587	\$155	\$2,567	\$904	\$4,237	\$11,450
Franklin Phonetic Primary School, Inc.	138751000	\$2,234,765	\$166,746	\$481,123	\$206,409	\$413,527	\$3,502,570
Total Attending ADM: 438.357	Per ADM Amounts:	\$5,098	\$380	\$1,098	\$471	\$943	\$7,990
Kestrel Schools, Inc.	138759000	\$878	\$51,684	\$80,153	\$5,219	\$53,673	\$191,607
Total Attending ADM: 34.212	Per ADM Amounts:	\$26	\$1,511	\$2,343	\$153	\$1,569	\$5,601
La Tierra Community School, Inc	138503000	\$336,328	\$6,665	\$140,370	\$51,465	\$134,060	\$668,888
Total Attending ADM: 85.355	Per ADM Amounts:	\$3,940	\$78	\$1,645	\$603	\$1,571	\$7,837
Mary Ellen Halvorson Educational Foundation. dba:	138757000	\$1,053,621	\$93,676	\$185,757	\$4,063	\$4,767	\$1,341,884
Total Attending ADM: 217.625	Per ADM Amounts:	\$4,841	\$430	\$854	\$19	\$22	\$6,166
Mingus Springs Charter School	138712000	\$513,167	\$25,475	\$222,077	\$108,928	\$138,156	\$1,007,803
Total Attending ADM: 161.827	Per ADM Amounts:	\$3,171	\$157	\$1,372	\$673	\$854	\$6,228
Mountain Oak Charter School, Inc.	138768000	\$551,069	\$13,492	\$209,994	\$30,748	\$65,610	\$870,913
Total Attending ADM: 134.340	Per ADM Amounts:	\$4,102	\$100	\$1,563	\$229	\$488	\$6,483

Current Expenditures for Charter Schools		Classroom Instruction	Classroom Supplies	Administration	Student Support Services	Other Support Services	Total Current Expenditures
Yavapai County							
PACE Preparatory Academy, Inc.	138758000	\$263,270	\$16,329	\$204,975	\$63,604	\$278,811	\$826,989
Total Attending ADM: 97.700	Per ADM Amounts:	\$2,695	\$167	\$2,098	\$651	\$2,854	\$8,465
Painted Pony Ranch Charter School	138756000	\$377,698	\$5,392	\$224,390	\$9,369	\$55,210	\$672,059
Total Attending ADM: 97.721	Per ADM Amounts:	\$3,865	\$55	\$2,296	\$96	\$565	\$6,877
Park View School, Inc.	138755000	\$567,416	\$11,025	\$745,745	\$38,399	\$277,779	\$1,640,364
Total Attending ADM: 180.801	Per ADM Amounts:	\$3,138	\$61	\$4,125	\$212	\$1,536	\$9,073
Prescott Valley Charter School	078516000	\$1,264,640	\$65,023	\$246,955	\$118,314	\$709,026	\$2,403,958
Total Attending ADM: 276.540	Per ADM Amounts:	\$4,573	\$235	\$893	\$428	\$2,564	\$8,693
Sedona Charter School, Inc.	138708000	\$717,931	\$50,042	\$124,465	\$75,937	\$124,883	\$1,093,258
Total Attending ADM: 142.422	Per ADM Amounts:	\$5,041	\$351	\$874	\$533	\$877	\$7,676
Skyview School, Inc.	138752000	\$852,270	\$37,913	\$266,221	\$123,596	\$135,860	\$1,415,860
Total Attending ADM: 196.489	Per ADM Amounts:	\$4,337	\$193	\$1,355	\$629	\$691	\$7,206
Yavapai Totals		\$18,376,074	\$1,080,165	\$7,690,210	\$2,066,628	\$6,429,383	\$35,642,460
Total Attending ADM: 4,726.519	Per ADM Amounts:	\$3,888	\$229	\$1,627	\$437	\$1,360	\$7,541

Current Expenditures for Charter Schools		Classroom Instruction	Classroom Supplies	Administration	Student Support Services	Other Support Services	Total Current Expenditures
Yuma County							
Az-Tec High School	148757000	\$383,484	\$24,075	\$219,978	\$149,069	\$50,321	\$826,927
Total Attending ADM: 128.665	Per ADM Amounts:	\$2,980	\$187	\$1,710	\$1,159	\$391	\$6,427
Carpe Diem Collegiate High School	148761000	\$599,949	\$25,853	\$330,711	\$186,761	\$255,238	\$1,398,512
Total Attending ADM: 146.579	Per ADM Amounts:	\$4,093	\$176	\$2,256	\$1,274	\$1,741	\$9,541
Harvest Power Community Development Group, Inc.	148760000	\$4,754,677	\$413,878	\$3,206,492	\$794,977	\$3,908,962	\$13,078,986
Total Attending ADM: 1,635.837	Per ADM Amounts:	\$2,907	\$253	\$1,960	\$486	\$2,390	\$7,995
Juniper Tree Academy	148759000	\$2,450,558	\$325,520	\$739,709	\$274,676	\$1,190,767	\$4,981,230
Total Attending ADM: 560.930	Per ADM Amounts:	\$4,369	\$580	\$1,319	\$490	\$2,123	\$8,880
Yuma Private Industry Council, Inc.	148758000	\$426,132	\$36,836	\$220,958	\$113,773	\$138,534	\$936,233
Total Attending ADM: 89.603	Per ADM Amounts:	\$4,756	\$411	\$2,466	\$1,270	\$1,546	\$10,449
Yuma Totals		\$8,614,800	\$826,162	\$4,717,848	\$1,519,256	\$5,543,822	\$21,221,888
Total Attending ADM: 2,561.614	Per ADM Amounts:	\$3,363	\$323	\$1,842	\$593	\$2,164	\$8,285

Current Expenditures for Charter Schools		Classroom Instruction	Classroom Supplies	Administration	Student Support Services	Other Support Services	Total Current Expenditures
State Totals		\$569,005,440	\$43,224,767	\$238,498,661	\$61,758,128	\$305,594,073	\$1,218,081,069
Total Attending ADM: 164,351.394	Per ADM Amounts:	\$3,462	\$263	\$1,451	\$376	\$1,859	\$7,411

Expenditures by Fund for Districts

		Maintenance & Operation CSF & IIF Expenditures	Capital Expenditures	Facilities Expenditures	State & Federal Project Expenditures	Other Expenditures	Total Expenditures
Apache County							
Alpine Elementary District	010307000	\$835,243	\$19,643	\$0	\$129,348	\$8,840	\$993,074
Total ADM: 67.194	Per ADM Amounts:	\$12,430	\$292	\$0	\$1,925	\$132	\$14,779
Chinle Unified District	010224000	\$21,750,002	\$0	\$7,056	\$26,747,235	\$3,629,018	\$52,133,311
Total ADM: 3,349.492	Per ADM Amounts:	\$6,494	\$0	\$2	\$7,985	\$1,083	\$15,565
Concho Elementary District	010306000	\$2,806,766	\$93,688	\$113,408	\$244,917	\$163,498	\$3,422,277
Total ADM: 208.733	Per ADM Amounts:	\$13,447	\$449	\$543	\$1,173	\$783	\$16,395
Ganado Unified School District	010220000	\$10,544,675	\$104,056	\$1,209,216	\$10,669,038	\$1,750,648	\$24,277,633
Total ADM: 1,424.287	Per ADM Amounts:	\$7,403	\$73	\$849	\$7,491	\$1,229	\$17,045
Mcnary Elementary District	010323000	\$1,106,474	\$55,394	\$0	\$815,841	\$116,768	\$2,094,477
Total ADM: 145.076	Per ADM Amounts:	\$7,627	\$382	\$0	\$5,624	\$805	\$14,437
Red Mesa Unified District	010227000	\$4,507,889	\$28,822	\$92,086	\$5,593,304	\$391,201	\$10,613,302
Total ADM: 631.426	Per ADM Amounts:	\$7,139	\$46	\$146	\$8,858	\$620	\$16,808
Round Valley Unified District	010210000	\$8,797,880	\$107,006	\$1,290,199	\$1,225,821	\$734,979	\$12,155,885
Total ADM: 1,214.780	Per ADM Amounts:	\$7,242	\$88	\$1,062	\$1,009	\$605	\$10,007
Sanders Unified District	010218000	\$5,848,911	\$150,668	\$0	\$5,198,115	\$626,865	\$11,824,559
Total ADM: 730.208	Per ADM Amounts:	\$8,010	\$206	\$0	\$7,119	\$858	\$16,193
St Johns Unified District	010201000	\$6,222,855	\$272,561	\$72,549	\$648,560	\$565,124	\$7,781,649
Total ADM: 792.336	Per ADM Amounts:	\$7,854	\$344	\$92	\$819	\$713	\$9,821
Vernon Elementary District	010309000	\$1,599,936	\$22,675	\$42,055	\$307,294	\$51,539	\$2,023,499
Total ADM: 107.836	Per ADM Amounts:	\$14,837	\$210	\$390	\$2,850	\$478	\$18,765
Window Rock Unified District	010208000	\$11,818,628	\$0	\$3,032,337	\$9,046,630	\$1,813,628	\$25,711,223
Total ADM: 1,850.900	Per ADM Amounts:	\$6,385	\$0	\$1,638	\$4,888	\$980	\$13,891
Apache Totals		\$75,839,259	\$854,513	\$5,858,906	\$60,626,103	\$9,852,109	\$153,030,890
Total ADM: 10,522.268	Per ADM Amounts:	\$7,208	\$81	\$557	\$5,762	\$936	\$14,544

Expenditures by Fund for Districts

		Maintenance & Operation CSF & IIF Expenditures	Capital Expenditures	Facilities Expenditures	State & Federal Project Expenditures	Other Expenditures	Total Expenditures
Cochise County							
Apache Elementary District	020342000	\$181,843	\$357	\$0	\$19,861	\$1,946	\$204,007
Total ADM: 9.077	Per ADM Amounts:	\$20,033	\$39	\$0	\$2,188	\$214	\$22,475
Ash Creek Elementary District	020453000	\$449,003	\$64,706	\$225,603	\$92,135	\$26,926	\$858,373
Total ADM: 21.129	Per ADM Amounts:	\$21,251	\$3,062	\$10,677	\$4,361	\$1,274	\$40,625
Benson Unified School District	020209000	\$7,972,512	\$364,899	\$831,519	\$638,335	\$944,135	\$10,751,400
Total ADM: 1,258.309	Per ADM Amounts:	\$6,336	\$290	\$661	\$507	\$750	\$8,544
Bisbee Unified District	020202000	\$5,626,611	\$278,156	\$25,883	\$805,282	\$590,479	\$7,326,411
Total ADM: 736.569	Per ADM Amounts:	\$7,639	\$378	\$35	\$1,093	\$802	\$9,947
Bowie Unified District	020214000	\$1,141,000	\$255,354	\$27,395	\$58,036	\$29,716	\$1,511,501
Total ADM: 45.103	Per ADM Amounts:	\$25,298	\$5,662	\$607	\$1,287	\$659	\$33,512
Cochise Elementary District	020326000	\$1,251,093	\$70,609	\$137,970	\$36,249	\$36,967	\$1,532,888
Total ADM: 77.540	Per ADM Amounts:	\$16,135	\$911	\$1,779	\$467	\$477	\$19,769
Cochise Technology District	020801000	\$3,081,224	\$365,187	\$0	\$169,412	\$0	\$3,615,823
Total ADM: 587.939	Per ADM Amounts:	\$5,241	\$621	\$0	\$288	\$0	\$6,150
Double Adobe Elementary District	020345000	\$680,734	\$42,035	\$0	\$19,877	\$1,859	\$744,505
Total ADM: 55.507	Per ADM Amounts:	\$12,264	\$757	\$0	\$358	\$33	\$13,413
Douglas Unified District	020227000	\$19,125,266	\$358,463	\$971,743	\$4,788,493	\$3,123,188	\$28,367,153
Total ADM: 3,739.557	Per ADM Amounts:	\$5,114	\$96	\$260	\$1,280	\$835	\$7,586
Elfrida Elementary District	020412000	\$1,067,989	\$71,089	\$20,462	\$72,158	\$106,765	\$1,338,463
Total ADM: 113.105	Per ADM Amounts:	\$9,442	\$629	\$181	\$638	\$944	\$11,834
Fort Huachuca Accommodation District	020100000	\$5,465,325	\$75,551	\$0	\$5,133,660	\$342,184	\$11,016,720
Total ADM: 941.029	Per ADM Amounts:	\$5,808	\$80	\$0	\$5,455	\$364	\$11,707
McNeal Elementary District	020355000	\$702,753	\$44,239	\$0	\$59,643	\$35,081	\$841,716
Total ADM: 66.948	Per ADM Amounts:	\$10,497	\$661	\$0	\$891	\$524	\$12,573
Naco Elementary District	020323000	\$2,744,357	\$82,630	\$0	\$215,583	\$175,468	\$3,218,038
Total ADM: 412.495	Per ADM Amounts:	\$6,653	\$200	\$0	\$523	\$425	\$7,801
Palominas Elementary District	020349000	\$8,809,168	\$680,575	\$127,102	\$891,254	\$665,696	\$11,173,795
Total ADM: 1,303.398	Per ADM Amounts:	\$6,759	\$522	\$98	\$684	\$511	\$8,573

Expenditures by Fund for Districts

		Maintenance & Operation CSF & IIF Expenditures	Capital Expenditures	Facilities Expenditures	State & Federal Project Expenditures	Other Expenditures	Total Expenditures
Cochise County							
Pearce Elementary District	020422000	\$1,237,939	\$28,661	\$0	\$40,467	\$58,521	\$1,365,588
Total ADM: 102.720	Per ADM Amounts:	\$12,052	\$279	\$0	\$394	\$570	\$13,294
Pomerene Elementary District	020364000	\$978,255	\$34,098	\$693,982	\$57,309	\$67,481	\$1,831,125
Total ADM: 137.362	Per ADM Amounts:	\$7,122	\$248	\$5,052	\$417	\$491	\$13,331
San Simon Unified District	020218000	\$1,545,306	\$41,966	\$38,739	\$48,857	\$77,364	\$1,752,232
Total ADM: 109.237	Per ADM Amounts:	\$14,146	\$384	\$355	\$447	\$708	\$16,041
Sierra Vista Unified District	020268000	\$33,462,808	\$1,036,655	\$239,597	\$3,373,762	\$3,703,266	\$41,816,088
Total ADM: 5,705.941	Per ADM Amounts:	\$5,865	\$182	\$42	\$591	\$649	\$7,329
St David Unified District	020221000	\$2,929,473	\$57,117	\$893,269	\$455,003	\$189,753	\$4,524,615
Total ADM: 381.348	Per ADM Amounts:	\$7,682	\$150	\$2,342	\$1,193	\$498	\$11,865
Tombstone Unified District	020201000	\$6,099,639	\$174,878	\$65,511	\$679,963	\$770,444	\$7,790,435
Total ADM: 800.035	Per ADM Amounts:	\$7,624	\$219	\$82	\$850	\$963	\$9,738
Valley Union High School District	020522000	\$1,476,522	\$93,367	\$218,110	\$130,200	\$165,204	\$2,083,403
Total ADM: 122.585	Per ADM Amounts:	\$12,045	\$762	\$1,779	\$1,062	\$1,348	\$16,996
Willcox Unified District	020213000	\$6,798,954	\$393,192	\$1,031,219	\$1,017,859	\$713,838	\$9,955,062
Total ADM: 1,101.560	Per ADM Amounts:	\$6,172	\$357	\$936	\$924	\$648	\$9,037
Cochise Totals		\$112,827,774	\$4,613,784	\$5,548,104	\$18,803,398	\$11,826,281	\$153,619,341
Total ADM: 17,828.493	Per ADM Amounts:	\$6,329	\$259	\$311	\$1,055	\$663	\$8,617

Expenditures by Fund for Districts

Maintenance
& Operation
CSF & IIF
ExpendituresCapital
ExpendituresFacilities
ExpendituresState &
Federal
Project
ExpendituresOther
ExpendituresTotal
Expenditures

Coconino County

Chevelon Butte School District	030305000	\$429,353	\$0	\$0	\$115,391	\$1,500	\$546,244
Total ADM: 20.576	Per ADM Amounts:	\$20,867	\$0	\$0	\$5,608	\$73	\$26,548
Coconino Association for Vocation Industry and	030801000	\$2,182,440	\$9,578	\$0	\$0	\$1,299	\$2,193,317
Total ADM: 654.535	Per ADM Amounts:	\$3,334	\$15	\$0	\$0	\$2	\$3,351
Coconino County Accommodation School District	030199000	\$1,759,715	\$248,959	\$0	\$92,681	\$11,848	\$2,113,203
Total ADM: 120.354	Per ADM Amounts:	\$14,621	\$2,069	\$0	\$770	\$98	\$17,558
Flagstaff Unified District	030201000	\$64,976,938	\$1,909,254	\$5,106,677	\$9,302,299	\$10,114,895	\$91,410,063
Total ADM: 9,352.935	Per ADM Amounts:	\$6,947	\$204	\$546	\$995	\$1,081	\$9,773
Fredonia-Moccasin Unified District	030206000	\$1,913,312	\$215,077	\$13,218	\$303,068	\$220,082	\$2,664,757
Total ADM: 201.680	Per ADM Amounts:	\$9,487	\$1,066	\$66	\$1,503	\$1,091	\$13,213
Grand Canyon Unified District	030204000	\$3,051,552	\$267,589	\$5,020	\$476,210	\$688,882	\$4,489,253
Total ADM: 279.945	Per ADM Amounts:	\$10,901	\$956	\$18	\$1,701	\$2,461	\$16,036
Maine Consolidated School District	030310000	\$1,999,045	\$70,974	\$0	\$166,767	\$75,654	\$2,312,440
Total ADM: 144.086	Per ADM Amounts:	\$13,874	\$493	\$0	\$1,157	\$525	\$16,049
Page Unified District	030208000	\$15,782,699	\$0	\$5,858,385	\$8,791,267	\$2,031,634	\$32,463,985
Total ADM: 2,594.918	Per ADM Amounts:	\$6,082	\$0	\$2,258	\$3,388	\$783	\$12,511
Tuba City Unified School District #15	030215000	\$11,497,751	\$99,435	\$1,169,021	\$13,599,309	\$1,679,644	\$28,045,160
Total ADM: 1,639.032	Per ADM Amounts:	\$7,015	\$61	\$713	\$8,297	\$1,025	\$17,111
Williams Unified District	030202000	\$4,385,598	\$317,880	\$49	\$613,512	\$360,148	\$5,677,187
Total ADM: 567.589	Per ADM Amounts:	\$7,727	\$560	\$0	\$1,081	\$635	\$10,002
Coconino Totals		\$107,978,403	\$3,138,746	\$12,152,370	\$33,460,504	\$15,185,586	\$171,915,609
Total ADM: 15,575.650	Per ADM Amounts:	\$6,933	\$202	\$780	\$2,148	\$975	\$11,037

Expenditures by Fund for Districts

		Maintenance & Operation CSF & IIF Expenditures	Capital Expenditures	Facilities Expenditures	State & Federal Project Expenditures	Other Expenditures	Total Expenditures
Gila County							
Gila County Regional School District	040149000	\$293,685	\$24,000	\$0	\$27,425	\$336	\$345,446
Total ADM: 16.774	Per ADM Amounts:	\$17,508	\$1,431	\$0	\$1,635	\$20	\$20,594
Globe Unified District	040201000	\$9,861,974	\$609,023	\$127,735	\$2,042,926	\$1,059,864	\$13,701,522
Total ADM: 1,646.346	Per ADM Amounts:	\$5,990	\$370	\$78	\$1,241	\$644	\$8,322
Hayden-Winkelman Unified District	040241000	\$2,578,094	\$63,435	\$204,383	\$359,723	\$324,304	\$3,529,939
Total ADM: 271.400	Per ADM Amounts:	\$9,499	\$234	\$753	\$1,325	\$1,195	\$13,006
Miami Unified District	040240000	\$6,438,775	\$801,560	\$21,591	\$1,274,016	\$692,466	\$9,228,408
Total ADM: 1,080.433	Per ADM Amounts:	\$5,959	\$742	\$20	\$1,179	\$641	\$8,541
Payson Unified District	040210000	\$14,177,271	\$501,311	\$2,863,666	\$1,915,727	\$2,131,249	\$21,589,224
Total ADM: 2,314.346	Per ADM Amounts:	\$6,126	\$217	\$1,237	\$828	\$921	\$9,328
Pine Strawberry Elementary District	040312000	\$2,864,004	\$83,178	\$74,698	\$147,182	\$110,806	\$3,279,868
Total ADM: 167.098	Per ADM Amounts:	\$17,140	\$498	\$447	\$881	\$663	\$19,628
San Carlos Unified District	040220000	\$9,494,942	\$182,136	\$9,554	\$11,254,333	\$1,939,247	\$22,880,212
Total ADM: 1,478.202	Per ADM Amounts:	\$6,423	\$123	\$6	\$7,614	\$1,312	\$15,478
Tonto Basin Elementary District	040333000	\$979,580	\$21,953	\$8,061	\$138,249	\$124,778	\$1,272,621
Total ADM: 65.545	Per ADM Amounts:	\$14,945	\$335	\$123	\$2,109	\$1,904	\$19,416
Young Elementary District	040305000	\$1,148,529	\$10,380	\$0	\$138,591	\$54,221	\$1,351,721
Total ADM: 22.735	Per ADM Amounts:	\$50,518	\$457	\$0	\$6,096	\$2,385	\$59,456
Gila Totals		\$47,836,854	\$2,296,976	\$3,309,688	\$17,298,172	\$6,437,271	\$77,178,961
Total ADM: 7,062.879	Per ADM Amounts:	\$6,773	\$325	\$469	\$2,449	\$911	\$10,927

Expenditures by Fund for Districts

		Maintenance & Operation CSF & IIF Expenditures	Capital Expenditures	Facilities Expenditures	State & Federal Project Expenditures	Other Expenditures	Total Expenditures
Graham County							
Bonita Elementary District	050316000	\$1,420,366	\$39,687	\$4,313	\$15,646	\$62,319	\$1,542,331
Total ADM: 102.836	Per ADM Amounts:	\$13,812	\$386	\$42	\$152	\$606	\$14,998
Fort Thomas Unified District	050207000	\$3,413,517	\$639,109	\$0	\$5,119,201	\$555,183	\$9,727,010
Total ADM: 573.609	Per ADM Amounts:	\$5,951	\$1,114	\$0	\$8,925	\$968	\$16,958
Gila Institute for Technology	050802000	\$1,449,695	\$256,161	\$0	\$190,112	\$19,037	\$1,915,005
Total ADM: 383.439	Per ADM Amounts:	\$3,781	\$668	\$0	\$496	\$50	\$4,994
Graham County Special Services	050199000	\$870,068	\$5,890	\$0	\$546,085	\$17,103	\$1,439,146
Total ADM: 67.322	Per ADM Amounts:	\$12,924	\$87	\$0	\$8,112	\$254	\$21,377
Klondyke Elementary District	050309000	\$4,467	\$0	\$0	\$0	\$0	\$4,467
Total ADM: 0.000	Per ADM Amounts:						
Pima Unified District	050206000	\$4,637,733	\$231,140	\$12,487	\$268,107	\$598,508	\$5,747,975
Total ADM: 796.397	Per ADM Amounts:	\$5,823	\$290	\$16	\$337	\$752	\$7,217
Safford Unified District	050201000	\$17,238,475	\$283,540	\$1,705,891	\$2,366,116	\$2,291,134	\$23,885,156
Total ADM: 3,043.882	Per ADM Amounts:	\$5,663	\$93	\$560	\$777	\$753	\$7,847
Solomon Elementary District	050305000	\$1,726,890	\$56,393	\$74,175	\$218,584	\$126,313	\$2,202,355
Total ADM: 172.136	Per ADM Amounts:	\$10,032	\$328	\$431	\$1,270	\$734	\$12,794
Thatcher Unified District	050204000	\$8,807,451	\$318,980	\$1,063,887	\$514,395	\$759,263	\$11,463,976
Total ADM: 1,659.568	Per ADM Amounts:	\$5,307	\$192	\$641	\$310	\$458	\$6,908
Graham Totals		\$39,568,662	\$1,830,900	\$2,860,753	\$9,238,246	\$4,428,859	\$57,927,420
Total ADM: 6,799.189	Per ADM Amounts:	\$5,820	\$269	\$421	\$1,359	\$651	\$8,520

Expenditures by Fund for Districts

		Maintenance & Operation CSF & IIF Expenditures	Capital Expenditures	Facilities Expenditures	State & Federal Project Expenditures	Other Expenditures	Total Expenditures
Greenlee County							
Blue Elementary District	060322000	\$123,765	\$476	\$0	\$14,751	\$0	\$138,992
Total ADM: 13.244	Per ADM Amounts:	\$9,345	\$36	\$0	\$1,114	\$0	\$10,495
Duncan Unified District	060202000	\$2,949,191	\$138,270	\$468,511	\$293,722	\$190,325	\$4,040,019
Total ADM: 324.666	Per ADM Amounts:	\$9,084	\$426	\$1,443	\$905	\$586	\$12,444
Eagle Elementary District	060345000	\$6,384	\$0	\$0	\$0	\$0	\$6,384
Total ADM: 0.000	Per ADM Amounts:						
Morenci Unified District	060218000	\$8,808,249	\$263,609	\$36,664	\$653,217	\$3,140,218	\$12,901,957
Total ADM: 1,379.593	Per ADM Amounts:	\$6,385	\$191	\$27	\$473	\$2,276	\$9,352
Greenlee Totals		\$11,887,589	\$402,355	\$505,175	\$961,690	\$3,330,543	\$17,087,352
Total ADM: 1,717.503	Per ADM Amounts:	\$6,921	\$234	\$294	\$560	\$1,939	\$9,949

Expenditures by Fund for Districts

Maintenance
& Operation
CSF & IIF
ExpendituresCapital
ExpendituresFacilities
ExpendituresState &
Federal
Project
ExpendituresOther
ExpendituresTotal
Expenditures

La Paz County

Bicentennial Union High School District	150576000	\$1,535,576	\$189,741	\$183,240	\$329,737	\$103,658	\$2,341,952
Total ADM: 110.125	Per ADM Amounts:	\$13,944	\$1,723	\$1,664	\$2,994	\$941	\$21,266
Bouse Elementary District	150426000	\$580,340	\$1,971	\$0	\$43,610	\$41,593	\$667,514
Total ADM: 29.557	Per ADM Amounts:	\$19,635	\$67	\$0	\$1,475	\$1,407	\$22,584
Parker Unified School District	150227000	\$11,771,654	\$561,865	\$0	\$3,785,372	\$1,407,489	\$17,526,380
Total ADM: 1,891.381	Per ADM Amounts:	\$6,224	\$297	\$0	\$2,001	\$744	\$9,266
Quartzsite Elementary District	150404000	\$1,606,593	\$74,608	\$76,919	\$123,559	\$198,433	\$2,080,112
Total ADM: 208.438	Per ADM Amounts:	\$7,708	\$358	\$369	\$593	\$952	\$9,980
Salome Consolidated Elementary District	150430000	\$1,120,044	\$81,610	\$0	\$166,798	\$94,797	\$1,463,249
Total ADM: 115.133	Per ADM Amounts:	\$9,728	\$709	\$0	\$1,449	\$823	\$12,709
Wenden Elementary District	150419000	\$1,023,097	\$9,280	\$0	\$132,209	\$169,455	\$1,334,041
Total ADM: 85.600	Per ADM Amounts:	\$11,952	\$108	\$0	\$1,544	\$1,980	\$15,585
La Paz Totals		\$17,637,304	\$919,075	\$260,159	\$4,581,285	\$2,015,424	\$25,413,247
Total ADM: 2,440.234	Per ADM Amounts:	\$7,228	\$377	\$107	\$1,877	\$826	\$10,414

Expenditures by Fund for Districts

Maintenance
& Operation
CSF & IIF
ExpendituresCapital
ExpendituresFacilities
ExpendituresState &
Federal
Project
ExpendituresOther
ExpendituresTotal
Expenditures

Maricopa County

Agua Fria Union High School District	070516000	\$45,385,099	\$553,530	\$8,643,719	\$2,481,301	\$4,898,049	\$61,961,698
Total ADM: 7,519.775	Per ADM Amounts:	\$6,035	\$74	\$1,149	\$330	\$651	\$8,240
Aguila Elementary District	070363000	\$1,471,453	\$36,595	\$104,721	\$374,767	\$139,420	\$2,126,956
Total ADM: 199.185	Per ADM Amounts:	\$7,387	\$184	\$526	\$1,882	\$700	\$10,678
Alhambra Elementary District	070468000	\$77,101,923	\$6,542,470	\$1,722,013	\$15,663,334	\$10,026,742	\$111,056,482
Total ADM: 12,795.855	Per ADM Amounts:	\$6,026	\$511	\$135	\$1,224	\$784	\$8,679
Arlington Elementary District	070447000	\$2,061,736	\$138,148	\$336,104	\$378,441	\$302,076	\$3,216,505
Total ADM: 223.839	Per ADM Amounts:	\$9,211	\$617	\$1,502	\$1,691	\$1,350	\$14,370
Avondale Elementary District	070444000	\$32,197,193	\$2,528,059	\$4,603,707	\$4,283,110	\$3,780,654	\$47,392,723
Total ADM: 5,322.662	Per ADM Amounts:	\$6,049	\$475	\$865	\$805	\$710	\$8,904
Balsz Elementary District	070431000	\$14,467,004	\$681,564	\$2,931,302	\$4,041,662	\$2,595,123	\$24,716,655
Total ADM: 2,316.332	Per ADM Amounts:	\$6,246	\$294	\$1,265	\$1,745	\$1,120	\$10,671
Buckeye Elementary District	070433000	\$28,347,412	\$1,470,836	\$13,179,962	\$2,087,976	\$3,150,575	\$48,236,761
Total ADM: 4,794.916	Per ADM Amounts:	\$5,912	\$307	\$2,749	\$435	\$657	\$10,060
Buckeye Union High School District	070501000	\$27,188,134	\$1,231,129	\$9,194,935	\$1,476,449	\$5,923,363	\$45,014,010
Total ADM: 3,868.249	Per ADM Amounts:	\$7,029	\$318	\$2,377	\$382	\$1,531	\$11,637
Cartwright Elementary District	070483000	\$100,165,897	\$3,788,433	\$2,284,596	\$16,866,882	\$12,586,854	\$135,692,662
Total ADM: 17,457.953	Per ADM Amounts:	\$5,738	\$217	\$131	\$966	\$721	\$7,773
Cave Creek Unified District	070293000	\$32,574,874	\$589,436	\$2,707,243	\$1,733,849	\$6,082,079	\$43,687,481
Total ADM: 5,209.973	Per ADM Amounts:	\$6,252	\$113	\$520	\$333	\$1,167	\$8,385
Chandler Unified District #80	070280000	\$257,049,316	\$7,813,264	\$28,049,485	\$14,570,128	\$36,183,334	\$343,665,527
Total ADM: 41,930.018	Per ADM Amounts:	\$6,130	\$186	\$669	\$347	\$863	\$8,196
Creighton Elementary District	070414000	\$35,524,492	\$2,569,883	\$5,354,440	\$9,299,516	\$6,352,231	\$59,100,562
Total ADM: 6,069.901	Per ADM Amounts:	\$5,853	\$423	\$882	\$1,532	\$1,047	\$9,737
Deer Valley Unified District	070297000	\$195,723,117	\$2,788,633	\$26,764,813	\$14,304,888	\$23,557,255	\$263,138,706
Total ADM: 32,889.113	Per ADM Amounts:	\$5,951	\$85	\$814	\$435	\$716	\$8,001
Dysart Unified District	070289000	\$137,482,236	\$5,719,584	\$95,942,983	\$10,065,117	\$13,088,652	\$262,298,572
Total ADM: 24,146.493	Per ADM Amounts:	\$5,694	\$237	\$3,973	\$417	\$542	\$10,863

Expenditures by Fund for Districts

		Maintenance & Operation CSF & IIF Expenditures	Capital Expenditures	Facilities Expenditures	State & Federal Project Expenditures	Other Expenditures	Total Expenditures
Maricopa County							
East Valley Institute of Technology	070801000	\$32,061,268	\$6,068,005	\$0	\$2,497,833	\$1,686,578	\$42,313,684
Total ADM: 9,235.893	Per ADM Amounts:	\$3,471	\$657	\$0	\$270	\$183	\$4,581
Fountain Hills Unified District	070298000	\$10,053,339	\$407,225	\$0	\$732,888	\$1,271,713	\$12,465,165
Total ADM: 1,520.208	Per ADM Amounts:	\$6,613	\$268	\$0	\$482	\$837	\$8,200
Fowler Elementary District	070445000	\$25,908,895	\$529,556	\$1,397,531	\$5,086,869	\$3,434,722	\$36,357,573
Total ADM: 4,537.161	Per ADM Amounts:	\$5,710	\$117	\$308	\$1,121	\$757	\$8,013
Gila Bend Unified District	070224000	\$3,120,830	\$172,374	\$941,024	\$948,391	\$349,634	\$5,532,253
Total ADM: 403.505	Per ADM Amounts:	\$7,734	\$427	\$2,332	\$2,350	\$866	\$13,710
Gilbert Unified District	070241000	\$203,017,765	\$3,918,239	\$61,396,410	\$8,850,738	\$33,663,972	\$310,847,124
Total ADM: 34,347.491	Per ADM Amounts:	\$5,911	\$114	\$1,788	\$258	\$980	\$9,050
Glendale Elementary District	070440000	\$73,157,541	\$2,322,492	\$2,667,915	\$11,377,442	\$9,627,986	\$99,153,376
Total ADM: 13,000.171	Per ADM Amounts:	\$5,627	\$179	\$205	\$875	\$741	\$7,627
Glendale Union High School District	070505000	\$100,083,432	\$1,172,909	\$18,742,922	\$13,386,547	\$12,107,046	\$145,492,856
Total ADM: 15,122.858	Per ADM Amounts:	\$6,618	\$78	\$1,239	\$885	\$801	\$9,621
Higley Unified School District	070260000	\$55,334,259	\$4,359,168	\$10,254,192	\$2,947,938	\$7,674,793	\$80,570,350
Total ADM: 11,356.068	Per ADM Amounts:	\$4,873	\$384	\$903	\$260	\$676	\$7,095
Isaac Elementary District	070405000	\$43,190,048	\$923,960	\$15,000	\$8,738,601	\$6,850,740	\$59,718,349
Total ADM: 6,860.214	Per ADM Amounts:	\$6,296	\$135	\$2	\$1,274	\$999	\$8,705
Kyrene Elementary District	070428000	\$97,423,730	\$6,072,996	\$18,253,360	\$6,258,639	\$18,858,362	\$146,867,087
Total ADM: 16,504.708	Per ADM Amounts:	\$5,903	\$368	\$1,106	\$379	\$1,143	\$8,898
Laveen Elementary District	070459000	\$33,795,364	\$11,118,531	\$7,267,043	\$2,641,827	\$5,239,192	\$60,061,957
Total ADM: 6,277.770	Per ADM Amounts:	\$5,383	\$1,771	\$1,158	\$421	\$835	\$9,567
Liberty Elementary District	070425000	\$19,092,841	\$308,377	\$2,307,417	\$1,115,880	\$1,872,200	\$24,696,715
Total ADM: 3,248.305	Per ADM Amounts:	\$5,878	\$95	\$710	\$344	\$576	\$7,603
Litchfield Elementary District	070479000	\$59,297,884	\$3,350,211	\$5,760,456	\$3,074,737	\$7,818,390	\$79,301,678
Total ADM: 10,623.064	Per ADM Amounts:	\$5,582	\$315	\$542	\$289	\$736	\$7,465
Littleton Elementary District	070465000	\$30,845,639	\$1,985,262	\$2,713,773	\$3,298,368	\$4,530,326	\$43,373,368
Total ADM: 5,187.697	Per ADM Amounts:	\$5,946	\$383	\$523	\$636	\$873	\$8,361

Expenditures by Fund for Districts

		Maintenance & Operation CSF & IIF Expenditures	Capital Expenditures	Facilities Expenditures	State & Federal Project Expenditures	Other Expenditures	Total Expenditures
Maricopa County							
Madison Elementary District	070438000	\$33,794,236	\$4,990,407	\$11,533,960	\$2,062,633	\$8,551,350	\$60,932,586
Total ADM: 5,619.537	Per ADM Amounts:	\$6,014	\$888	\$2,052	\$367	\$1,522	\$10,843
Maricopa County Regional District	070199000	\$2,786,057	\$56,538	\$0	\$720,349	\$189,019	\$3,751,963
Total ADM: 527.211	Per ADM Amounts:	\$5,285	\$107	\$0	\$1,366	\$359	\$7,117
Mesa Unified District	070204000	\$402,776,885	\$8,311,936	\$58,686,674	\$44,852,936	\$50,015,841	\$564,644,272
Total ADM: 61,019.702	Per ADM Amounts:	\$6,601	\$136	\$962	\$735	\$820	\$9,253
Mobile Elementary District	070386000	\$639,342	\$18,291	\$194,429	\$336	\$42,269	\$894,667
Total ADM: 12.317	Per ADM Amounts:	\$51,907	\$1,485	\$15,785	\$27	\$3,432	\$72,637
Morristown Elementary District	070375000	\$1,489,552	\$58,861	\$0	\$197,790	\$77,029	\$1,823,232
Total ADM: 146.946	Per ADM Amounts:	\$10,137	\$401	\$0	\$1,346	\$524	\$12,407
Murphy Elementary District	070421000	\$11,041,415	\$430,454	\$1,165,164	\$3,430,588	\$1,664,648	\$17,732,269
Total ADM: 1,755.857	Per ADM Amounts:	\$6,288	\$245	\$664	\$1,954	\$948	\$10,099
Nadaburg Unified School District	070381000	\$7,804,823	\$240,995	\$209,748	\$1,478,655	\$1,145,636	\$10,879,857
Total ADM: 1,177.013	Per ADM Amounts:	\$6,631	\$205	\$178	\$1,256	\$973	\$9,244
Osborn Elementary District	070408000	\$17,605,982	\$218,029	\$4,519,074	\$4,814,609	\$1,970,391	\$29,128,085
Total ADM: 2,779.004	Per ADM Amounts:	\$6,335	\$78	\$1,626	\$1,732	\$709	\$10,481
Palo Verde Elementary District	070449000	\$2,968,539	\$202,812	\$207,152	\$340,300	\$347,346	\$4,066,149
Total ADM: 446.510	Per ADM Amounts:	\$6,648	\$454	\$464	\$762	\$778	\$9,107
Paloma School District	070394000	\$1,259,845	\$3,913,549	\$13,155	\$218,262	\$73,636	\$5,478,447
Total ADM: 110.132	Per ADM Amounts:	\$11,439	\$35,535	\$119	\$1,982	\$669	\$49,744
Paradise Valley Unified District	070269000	\$196,956,188	\$6,375,074	\$54,431,298	\$15,677,036	\$22,861,244	\$296,300,840
Total ADM: 31,348.091	Per ADM Amounts:	\$6,283	\$203	\$1,736	\$500	\$729	\$9,452
Pendergast Elementary District	070492000	\$53,096,264	\$1,341,001	\$5,681,846	\$5,459,946	\$9,033,835	\$74,612,892
Total ADM: 9,504.240	Per ADM Amounts:	\$5,587	\$141	\$598	\$574	\$951	\$7,850
Peoria Unified School District	070211000	\$209,693,202	\$2,463,188	\$97,336,603	\$15,715,987	\$37,279,828	\$362,488,808
Total ADM: 35,399.907	Per ADM Amounts:	\$5,924	\$70	\$2,750	\$444	\$1,053	\$10,240
Phoenix Elementary District	070401000	\$48,228,138	\$3,790,665	\$9,773,323	\$14,234,787	\$5,778,576	\$81,805,489
Total ADM: 6,518.731	Per ADM Amounts:	\$7,398	\$582	\$1,499	\$2,184	\$886	\$12,549

Expenditures by Fund for Districts

		Maintenance & Operation CSF & IIF Expenditures	Capital Expenditures	Facilities Expenditures	State & Federal Project Expenditures	Other Expenditures	Total Expenditures
Maricopa County							
Phoenix Union High School District	070510000	\$234,938,139	\$8,275,529	\$36,732,510	\$28,541,859	\$15,264,687	\$323,752,724
Total ADM: 26,675.549	Per ADM Amounts:	\$8,807	\$310	\$1,377	\$1,070	\$572	\$12,137
Queen Creek Unified District	070295000	\$31,381,572	\$442,694	\$6,526,493	\$2,773,519	\$5,903,713	\$47,027,991
Total ADM: 5,682.173	Per ADM Amounts:	\$5,523	\$78	\$1,149	\$488	\$1,039	\$8,276
Riverside Elementary District	070402000	\$5,509,970	\$430,166	\$6,328,307	\$957,656	\$642,050	\$13,868,149
Total ADM: 861.739	Per ADM Amounts:	\$6,394	\$499	\$7,344	\$1,111	\$745	\$16,093
Roosevelt Elementary District	070466000	\$71,316,157	\$4,387,814	\$12,642,045	\$15,176,695	\$8,030,563	\$111,553,274
Total ADM: 9,078.351	Per ADM Amounts:	\$7,856	\$483	\$1,393	\$1,672	\$885	\$12,288
Saddle Mountain Unified School District	070290000	\$9,202,249	\$260,342	\$7,219,065	\$1,236,324	\$896,987	\$18,814,967
Total ADM: 1,443.054	Per ADM Amounts:	\$6,377	\$180	\$5,003	\$857	\$622	\$13,038
Scottsdale Unified District	070248000	\$153,533,548	\$5,418,396	\$59,814,850	\$10,388,510	\$26,353,621	\$255,508,925
Total ADM: 23,051.147	Per ADM Amounts:	\$6,661	\$235	\$2,595	\$451	\$1,143	\$11,084
Sentinel Elementary District	070371000	\$894,659	\$43,709	\$2,332	\$79,340	\$52,258	\$1,072,298
Total ADM: 38.480	Per ADM Amounts:	\$23,250	\$1,136	\$61	\$2,062	\$1,358	\$27,866
Tempe School District	070403000	\$80,991,911	\$5,511,593	\$17,492,763	\$8,562,720	\$8,087,651	\$120,646,638
Total ADM: 11,158.741	Per ADM Amounts:	\$7,258	\$494	\$1,568	\$767	\$725	\$10,812
Tempe Union High School District	070513000	\$86,914,271	\$6,483,063	\$7,757,130	\$6,179,147	\$12,200,659	\$119,534,270
Total ADM: 13,876.975	Per ADM Amounts:	\$6,263	\$467	\$559	\$445	\$879	\$8,614
Tolleson Elementary District	070417000	\$16,162,479	\$1,279,795	\$1,883,318	\$2,928,289	\$2,342,994	\$24,596,875
Total ADM: 2,882.042	Per ADM Amounts:	\$5,608	\$444	\$653	\$1,016	\$813	\$8,535
Tolleson Union High School District	070514000	\$56,460,079	\$11,401,052	\$11,517,010	\$5,590,312	\$7,089,285	\$92,057,738
Total ADM: 11,146.187	Per ADM Amounts:	\$5,065	\$1,023	\$1,033	\$502	\$636	\$8,259
Union Elementary District	070462000	\$10,392,600	\$278,839	\$296,707	\$1,348,965	\$1,367,146	\$13,684,257
Total ADM: 1,885.790	Per ADM Amounts:	\$5,511	\$148	\$157	\$715	\$725	\$7,257
Washington Elementary School District	070406000	\$138,336,110	\$2,458,927	\$16,195,354	\$21,062,644	\$21,888,416	\$199,941,451
Total ADM: 22,054.463	Per ADM Amounts:	\$6,272	\$111	\$734	\$955	\$992	\$9,066
West-MEC - Western Maricopa Education Center	070802000	\$22,295,641	\$5,012,951	\$3,211,828	\$53,815	\$648,046	\$31,222,281
Total ADM: 8,223.566	Per ADM Amounts:	\$2,711	\$610	\$391	\$7	\$79	\$3,797

Expenditures by Fund for Districts

		Maintenance & Operation CSF & IIF Expenditures	Capital Expenditures	Facilities Expenditures	State & Federal Project Expenditures	Other Expenditures	Total Expenditures
Maricopa County							
Wickenburg Unified District	070209000	\$9,633,992	\$297,833	\$3,471,572	\$930,385	\$1,436,594	\$15,770,376
Total ADM: 1,440.081	Per ADM Amounts:	\$6,690	\$207	\$2,411	\$646	\$998	\$10,951
Wilson Elementary District	070407000	\$8,832,988	\$475,352	\$638,756	\$2,706,457	\$844,742	\$13,498,295
Total ADM: 1,107.593	Per ADM Amounts:	\$7,975	\$429	\$577	\$2,444	\$763	\$12,187
Maricopa Totals		\$3,700,059,554	\$164,030,724	\$769,019,532	\$386,304,969	\$495,732,123	\$5,515,146,902
Total ADM: 599,940.506	Per ADM Amounts:	\$6,167	\$273	\$1,282	\$644	\$826	\$9,193

Expenditures by Fund for Districts

Maintenance
& Operation
CSF & IIF
ExpendituresCapital
ExpendituresFacilities
ExpendituresState &
Federal
Project
ExpendituresOther
ExpendituresTotal
Expenditures

Mohave County

Bullhead City School District	080415000	\$15,452,008	\$308,830	\$365,340	\$3,570,591	\$2,070,930	\$21,767,699
Total ADM: 2,680.905	Per ADM Amounts:	\$5,764	\$115	\$136	\$1,332	\$772	\$8,120
Colorado City Unified District	080214000	\$3,149,499	\$472,461	\$0	\$1,329,327	\$183,106	\$5,134,393
Total ADM: 540.217	Per ADM Amounts:	\$5,830	\$875	\$0	\$2,461	\$339	\$9,504
Colorado River Union High School District	080502000	\$11,906,779	\$414,269	\$895,221	\$1,827,027	\$1,999,668	\$17,042,964
Total ADM: 1,912.272	Per ADM Amounts:	\$6,227	\$217	\$468	\$955	\$1,046	\$8,912
Hackberry School District	080303000	\$789,771	\$19,030	\$233,754	\$85,344	\$30,718	\$1,158,617
Total ADM: 60.310	Per ADM Amounts:	\$13,095	\$316	\$3,876	\$1,415	\$509	\$19,211
Kingman Unified School District	080220000	\$36,211,617	\$955,750	\$6,493,614	\$5,061,030	\$4,124,662	\$52,846,673
Total ADM: 6,489.331	Per ADM Amounts:	\$5,580	\$147	\$1,001	\$780	\$636	\$8,144
Lake Havasu Unified District	080201000	\$28,022,852	\$396,811	\$1,724,902	\$3,209,227	\$4,247,344	\$37,601,136
Total ADM: 5,326.328	Per ADM Amounts:	\$5,261	\$74	\$324	\$603	\$797	\$7,059
Littlefield Unified District	080209000	\$2,875,087	\$163,205	\$266,485	\$576,447	\$283,195	\$4,164,419
Total ADM: 392.366	Per ADM Amounts:	\$7,328	\$416	\$679	\$1,469	\$722	\$10,614
Mohave Valley Elementary District	080416000	\$7,581,095	\$211,775	\$1,232,695	\$1,401,250	\$681,536	\$11,108,351
Total ADM: 1,171.421	Per ADM Amounts:	\$6,472	\$181	\$1,052	\$1,196	\$582	\$9,483
Owens School District No.6	080306000	\$411,307	\$3,338	\$0	\$24,256	\$18,152	\$457,053
Total ADM: 23.895	Per ADM Amounts:	\$17,213	\$140	\$0	\$1,015	\$760	\$19,128
Peach Springs Unified District	080208000	\$1,655,826	\$9,180	\$0	\$769,500	\$170,394	\$2,604,900
Total ADM: 226.105	Per ADM Amounts:	\$7,323	\$41	\$0	\$3,403	\$754	\$11,521
Topock Elementary District	080412000	\$812,023	\$43,978	\$70,558	\$169,207	\$133,478	\$1,229,244
Total ADM: 103.420	Per ADM Amounts:	\$7,852	\$425	\$682	\$1,636	\$1,291	\$11,886
Valentine Elementary District	080322000	\$498,292	\$29,589	\$0	\$209,722	\$291	\$737,894
Total ADM: 71.747	Per ADM Amounts:	\$6,945	\$412	\$0	\$2,923	\$4	\$10,285
Western Arizona Vocational District #50	080850000	\$2,804,338	\$183,532	\$0	\$29,161	\$0	\$3,017,031
Total ADM: 932.865	Per ADM Amounts:	\$3,006	\$197	\$0	\$31	\$0	\$3,234
Yucca Elementary District	080313000	\$411,302	\$43,724	\$0	\$41,517	\$22,626	\$519,169
Total ADM: 36.904	Per ADM Amounts:	\$11,145	\$1,185	\$0	\$1,125	\$613	\$14,068
Mohave Totals		\$112,581,796	\$3,255,472	\$11,282,569	\$18,303,606	\$13,966,100	\$159,389,543
Total ADM: 19,968.086	Per ADM Amounts:	\$5,638	\$163	\$565	\$917	\$699	\$7,982

Expenditures by Fund for Districts

Maintenance
& Operation
CSF & IIF
ExpendituresCapital
ExpendituresFacilities
ExpendituresState &
Federal
Project
ExpendituresOther
ExpendituresTotal
Expenditures

Navajo County

Blue Ridge Unified School District No. 32	090232000	\$12,605,475	\$199,618	\$2,081,661	\$1,907,043	\$1,870,206	\$18,664,003
Total ADM: 2,060.320	Per ADM Amounts:	\$6,118	\$97	\$1,010	\$926	\$908	\$9,059
Cedar Unified District	090225000	\$1,530,340	\$0	\$108,510	\$1,700,151	\$291,832	\$3,630,833
Total ADM: 15.699	Per ADM Amounts:	\$97,480	\$0	\$6,912	\$108,297	\$18,589	\$231,278
Heber-Overgaard Unified District	090206000	\$3,449,045	\$120,192	\$858,974	\$545,447	\$417,223	\$5,390,881
Total ADM: 440.274	Per ADM Amounts:	\$7,834	\$273	\$1,951	\$1,239	\$948	\$12,244
Holbrook Unified District	090203000	\$16,231,338	\$1,346,269	\$534,149	\$4,359,454	\$1,534,929	\$24,006,139
Total ADM: 1,689.489	Per ADM Amounts:	\$9,607	\$797	\$316	\$2,580	\$909	\$14,209
Joseph City Unified District	090202000	\$4,094,550	\$237,327	\$1,416,026	\$323,330	\$314,941	\$6,386,174
Total ADM: 380.745	Per ADM Amounts:	\$10,754	\$623	\$3,719	\$849	\$827	\$16,773
Kayenta Unified School District # 27	090227000	\$11,528,237	\$1,115,169	\$0	\$11,711,989	\$2,385,204	\$26,740,599
Total ADM: 1,679.750	Per ADM Amounts:	\$6,863	\$664	\$0	\$6,972	\$1,420	\$15,919
Navajo County Accommodation District #99	090199000	\$305,264	\$0	\$0	\$9,580	\$5,644	\$320,488
Total ADM: 12.220	Per ADM Amounts:	\$24,981	\$0	\$0	\$784	\$462	\$26,227
Northeast Arizona Technological Institute of Vocational	090836000	\$2,349,552	\$327,814	\$0	\$111,844	\$31,717	\$2,820,927
Total ADM: 534.648	Per ADM Amounts:	\$4,395	\$613	\$0	\$209	\$59	\$5,276
Northern Arizona Vocational Institute of Technology	090835000	\$4,018,566	\$263,529	\$0	\$48,486	\$7,591	\$4,338,172
Total ADM: 1,014.482	Per ADM Amounts:	\$3,961	\$260	\$0	\$48	\$7	\$4,276
Pinon Unified District	090204000	\$7,097,868	\$0	\$0	\$12,339,706	\$1,555,704	\$20,993,278
Total ADM: 1,176.147	Per ADM Amounts:	\$6,035	\$0	\$0	\$10,492	\$1,323	\$17,849
Show Low Unified District	090210000	\$13,124,761	\$292,222	\$1,643,381	\$2,072,271	\$1,742,834	\$18,875,469
Total ADM: 2,342.818	Per ADM Amounts:	\$5,602	\$125	\$701	\$885	\$744	\$8,057
Snowflake Unified District	090205000	\$12,235,859	\$540,240	\$1,164,887	\$1,640,329	\$1,535,235	\$17,116,550
Total ADM: 2,329.745	Per ADM Amounts:	\$5,252	\$232	\$500	\$704	\$659	\$7,347
Whiteriver Unified District	090220000	\$11,742,009	\$501,580	\$1,967,413	\$12,415,588	\$2,302,925	\$28,929,515
Total ADM: 2,117.253	Per ADM Amounts:	\$5,546	\$237	\$929	\$5,864	\$1,088	\$13,664
Winslow Unified District	090201000	\$12,535,841	\$116,865	\$449,964	\$4,007,049	\$1,298,841	\$18,408,560
Total ADM: 2,108.608	Per ADM Amounts:	\$5,945	\$55	\$213	\$1,900	\$616	\$8,730
Navajo Totals		\$112,848,705	\$5,060,825	\$10,224,965	\$53,192,267	\$15,294,826	\$196,621,588
Total ADM: 17,902.198	Per ADM Amounts:	\$6,304	\$283	\$571	\$2,971	\$854	\$10,983

Expenditures by Fund for Districts

		Maintenance & Operation CSF & IIF Expenditures	Capital Expenditures	Facilities Expenditures	State & Federal Project Expenditures	Other Expenditures	Total Expenditures
Pima County							
Ajo Unified District	100215000	\$2,500,521	\$145,059	\$0	\$851,990	\$286,382	\$3,783,952
Total ADM: 409.074	Per ADM Amounts:	\$6,113	\$355	\$0	\$2,083	\$700	\$9,250
Altar Valley Elementary District	100351000	\$6,289,584	\$346,215	\$0	\$974,980	\$798,839	\$8,409,618
Total ADM: 871.429	Per ADM Amounts:	\$7,218	\$397	\$0	\$1,119	\$917	\$9,650
Amphitheater Unified District	100210000	\$87,251,093	\$2,743,628	\$13,150,361	\$8,853,897	\$11,357,566	\$123,356,545
Total ADM: 13,518.611	Per ADM Amounts:	\$6,454	\$203	\$973	\$655	\$840	\$9,125
Baboquivari Unified School District #40	100240000	\$7,421,830	\$0	\$4	\$8,104,677	\$1,327,306	\$16,853,817
Total ADM: 964.590	Per ADM Amounts:	\$7,694	\$0	\$0	\$8,402	\$1,376	\$17,473
Catalina Foothills Unified District	100216000	\$29,419,704	\$1,905,812	\$4,068,912	\$1,255,573	\$7,294,457	\$43,944,458
Total ADM: 4,816.009	Per ADM Amounts:	\$6,109	\$396	\$845	\$261	\$1,515	\$9,125
Continental Elementary District	100339000	\$5,293,001	\$257,923	\$1,075,922	\$234,936	\$610,350	\$7,472,132
Total ADM: 754.474	Per ADM Amounts:	\$7,015	\$342	\$1,426	\$311	\$809	\$9,904
Empire Elementary District	100337000	\$213,803	\$0	\$0	\$0	\$0	\$213,803
Total ADM: 18.210	Per ADM Amounts:	\$11,741	\$0	\$0	\$0	\$0	\$11,741
Flowing Wells Unified District	100208000	\$30,699,788	\$701,238	\$2,587,578	\$5,275,316	\$4,098,124	\$43,362,044
Total ADM: 5,386.568	Per ADM Amounts:	\$5,699	\$130	\$480	\$979	\$761	\$8,050
Marana Unified District	100206000	\$78,061,827	\$874,552	\$10,380,009	\$6,296,427	\$11,659,861	\$107,272,676
Total ADM: 11,785.821	Per ADM Amounts:	\$6,623	\$74	\$881	\$534	\$989	\$9,102
Pima Accommodation District	100100000	\$603,915	\$5,096	\$0	\$360,869	\$16,312	\$986,192
Total ADM: 61.343	Per ADM Amounts:	\$9,845	\$83	\$0	\$5,883	\$266	\$16,077
Pima County JTED	100811000	\$16,982,786	\$188,283	\$0	\$432,663	\$75,794	\$17,679,526
Total ADM: 3,796.555	Per ADM Amounts:	\$4,473	\$50	\$0	\$114	\$20	\$4,657
Redington Elementary District	100344000	\$74,973	\$0	\$0	\$0	\$0	\$74,973
Total ADM: 10.000	Per ADM Amounts:	\$7,497	\$0	\$0	\$0	\$0	\$7,497
Sahuarita Unified District	100230000	\$34,458,250	\$637,632	\$5,523,798	\$1,889,708	\$4,737,077	\$47,246,465
Total ADM: 5,976.547	Per ADM Amounts:	\$5,766	\$107	\$924	\$316	\$793	\$7,905
San Fernando Elementary District	100335000	\$316,401	\$11,700	\$0	\$24,789	\$9,559	\$362,449
Total ADM: 16.880	Per ADM Amounts:	\$18,744	\$693	\$0	\$1,469	\$566	\$21,472

Expenditures by Fund for Districts

		Maintenance & Operation CSF & IIF Expenditures	Capital Expenditures	Facilities Expenditures	State & Federal Project Expenditures	Other Expenditures	Total Expenditures
Pima County							
Sunnyside Unified District	100212000	\$86,543,316	\$1,036,153	\$7,271,227	\$19,134,067	\$11,889,267	\$125,874,030
Total ADM: 15,892.267	Per ADM Amounts:	\$5,446	\$65	\$458	\$1,204	\$748	\$7,920
Tanque Verde Unified District	100213000	\$13,267,513	\$155,928	\$320,118	\$844,665	\$1,188,002	\$15,776,226
Total ADM: 2,001.217	Per ADM Amounts:	\$6,630	\$78	\$160	\$422	\$594	\$7,883
Tucson Unified District	100201000	\$308,869,963	\$24,039,833	\$24,784,418	\$43,145,399	\$58,751,079	\$459,590,692
Total ADM: 45,397.598	Per ADM Amounts:	\$6,804	\$530	\$546	\$950	\$1,294	\$10,124
Vail Unified District	100220000	\$73,379,478	\$1,982,294	\$6,524,235	\$3,322,729	\$12,064,106	\$97,272,842
Total ADM: 12,010.461	Per ADM Amounts:	\$6,110	\$165	\$543	\$277	\$1,004	\$8,099
Pima Totals		\$781,647,746	\$35,031,346	\$75,686,582	\$101,002,685	\$126,164,080	\$1,119,532,439
Total ADM: 123,687.654	Per ADM Amounts:	\$6,320	\$283	\$612	\$817	\$1,020	\$9,051

Expenditures by Fund for Districts

Maintenance
& Operation
CSF & IIF
ExpendituresCapital
ExpendituresFacilities
ExpendituresState &
Federal
Project
ExpendituresOther
ExpendituresTotal
Expenditures

Pinal County

Apache Junction Unified District	110243000	\$23,545,985	\$732,169	\$4,181,950	\$2,831,944	\$2,334,391	\$33,626,439
Total ADM: 3,821.053	Per ADM Amounts:	\$6,162	\$192	\$1,094	\$741	\$611	\$8,800
Casa Grande Elementary District	110404000	\$41,082,779	\$870,929	\$2,486,653	\$4,421,375	\$3,959,484	\$52,821,220
Total ADM: 6,548.137	Per ADM Amounts:	\$6,274	\$133	\$380	\$675	\$605	\$8,067
Casa Grande Union High School District	110502000	\$22,124,411	\$2,522,642	\$3,409,692	\$2,827,831	\$1,963,931	\$32,848,507
Total ADM: 3,757.459	Per ADM Amounts:	\$5,888	\$671	\$907	\$753	\$523	\$8,742
Central Arizona Valley Institute of Technology	110801000	\$2,386,788	\$2,472,060	\$0	\$194,224	\$9,269	\$5,062,341
Total ADM: 961.020	Per ADM Amounts:	\$2,484	\$2,572	\$0	\$202	\$10	\$5,268
Cobre Valley Institute of Technology District	110802000	\$1,017,038	\$112,099	\$0	\$24,584	\$12,827	\$1,166,548
Total ADM: 86.607	Per ADM Amounts:	\$11,743	\$1,294	\$0	\$284	\$148	\$13,469
Coolidge Unified District	110221000	\$20,315,696	\$218,451	\$3,256,373	\$4,262,802	\$1,856,106	\$29,909,428
Total ADM: 3,107.980	Per ADM Amounts:	\$6,537	\$70	\$1,048	\$1,372	\$597	\$9,623
Eloy Elementary District	110411000	\$5,180,013	\$242,328	\$117,137	\$1,842,354	\$628,142	\$8,009,974
Total ADM: 869.669	Per ADM Amounts:	\$5,956	\$279	\$135	\$2,118	\$722	\$9,210
Florence Unified School District	110201000	\$47,451,463	\$2,064,513	\$3,378,474	\$3,958,062	\$5,087,560	\$61,940,072
Total ADM: 8,079.013	Per ADM Amounts:	\$5,873	\$256	\$418	\$490	\$630	\$7,667
J O Combs Unified School District	110244000	\$24,145,438	\$791,751	\$1,428,083	\$2,353,181	\$2,797,486	\$31,515,939
Total ADM: 4,144.239	Per ADM Amounts:	\$5,826	\$191	\$345	\$568	\$675	\$7,605
Mammoth-San Manuel Unified District	110208000	\$5,593,470	\$179,642	\$53,792	\$996,280	\$807,461	\$7,630,645
Total ADM: 751.529	Per ADM Amounts:	\$7,443	\$239	\$72	\$1,326	\$1,074	\$10,153
Maricopa Unified School District	110220000	\$35,660,054	\$1,154,668	\$4,628,624	\$2,544,520	\$3,214,548	\$47,202,414
Total ADM: 6,098.275	Per ADM Amounts:	\$5,848	\$189	\$759	\$417	\$527	\$7,740
Mary C O'Brien Accommodation District	110100000	\$4,309,507	\$362,414	\$0	\$228,238	\$150,459	\$5,050,618
Total ADM: 201.955	Per ADM Amounts:	\$21,339	\$1,795	\$0	\$1,130	\$745	\$25,009
Oracle Elementary District	110302000	\$5,092,045	\$222,149	\$166,453	\$304,158	\$408,556	\$6,193,361
Total ADM: 465.342	Per ADM Amounts:	\$10,943	\$477	\$358	\$654	\$878	\$13,309
Picacho Elementary District	110433000	\$1,306,774	\$47,470	\$0	\$114,490	\$136,617	\$1,605,351
Total ADM: 157.200	Per ADM Amounts:	\$8,313	\$302	\$0	\$728	\$869	\$10,212

Expenditures by Fund for Districts

		Maintenance & Operation CSF & IIF Expenditures	Capital Expenditures	Facilities Expenditures	State & Federal Project Expenditures	Other Expenditures	Total Expenditures
Pinal County							
Ray Unified District	110203000	\$3,410,274	\$155,156	\$493,311	\$537,734	\$285,083	\$4,881,558
Total ADM: 443.646	Per ADM Amounts:	\$7,687	\$350	\$1,112	\$1,212	\$643	\$11,003
Red Rock Elementary District	110405000	\$2,167,445	\$38,344	\$0	\$57,450	\$251,920	\$2,515,159
Total ADM: 296.048	Per ADM Amounts:	\$7,321	\$130	\$0	\$194	\$851	\$8,496
Sacaton Elementary District	110418000	\$3,844,628	\$265,150	\$1,200	\$5,503,700	\$880,675	\$10,495,353
Total ADM: 509.407	Per ADM Amounts:	\$7,547	\$521	\$2	\$10,804	\$1,729	\$20,603
Santa Cruz Valley Union High School District	110540000	\$3,548,870	\$341,069	\$1,730,262	\$345,775	\$354,042	\$6,320,018
Total ADM: 448.112	Per ADM Amounts:	\$7,920	\$761	\$3,861	\$772	\$790	\$14,104
Stanfield Elementary District	110424000	\$3,477,075	\$219,370	\$0	\$855,303	\$479,946	\$5,031,694
Total ADM: 511.920	Per ADM Amounts:	\$6,792	\$429	\$0	\$1,671	\$938	\$9,829
Superior Unified School District	110215000	\$3,052,813	\$111,131	\$329,986	\$526,716	\$549,097	\$4,569,743
Total ADM: 361.914	Per ADM Amounts:	\$8,435	\$307	\$912	\$1,455	\$1,517	\$12,627
Toltec School District	110422000	\$5,973,385	\$102,539	\$674,543	\$1,212,625	\$706,794	\$8,669,886
Total ADM: 1,026.102	Per ADM Amounts:	\$5,821	\$100	\$657	\$1,182	\$689	\$8,449
Pinal Totals		\$264,685,951	\$13,226,044	\$26,336,533	\$35,943,346	\$26,874,395	\$367,066,269
Total ADM: 42,646.627	Per ADM Amounts:	\$6,206	\$310	\$618	\$843	\$630	\$8,607

Expenditures by Fund for Districts

		Maintenance & Operation CSF & IIF Expenditures	Capital Expenditures	Facilities Expenditures	State & Federal Project Expenditures	Other Expenditures	Total Expenditures
Santa Cruz County							
Nogales Unified District	120201000	\$31,318,250	\$998,646	\$94,539	\$4,798,970	\$4,246,027	\$41,456,432
Total ADM: 5,536.820	Per ADM Amounts:	\$5,656	\$180	\$17	\$867	\$767	\$7,487
Patagonia Elementary District	120406000	\$1,118,136	\$101,666	\$0	\$197,467	\$8,173	\$1,425,442
Total ADM: 83.653	Per ADM Amounts:	\$13,366	\$1,215	\$0	\$2,361	\$98	\$17,040
Patagonia Union High School District	120520000	\$1,448,481	\$130,743	\$0	\$89,338	\$179,534	\$1,848,096
Total ADM: 73.409	Per ADM Amounts:	\$19,732	\$1,781	\$0	\$1,217	\$2,446	\$25,175
Santa Cruz Elementary District	120328000	\$2,306,792	\$85,616	\$300	\$211,992	\$128,333	\$2,733,033
Total ADM: 287.094	Per ADM Amounts:	\$8,035	\$298	\$1	\$738	\$447	\$9,520
Santa Cruz Valley Unified District	120235000	\$19,002,602	\$696,911	\$809,858	\$3,711,323	\$2,769,765	\$26,990,459
Total ADM: 3,326.419	Per ADM Amounts:	\$5,713	\$210	\$243	\$1,116	\$833	\$8,114
Sonoita Elementary District	120425000	\$1,857,752	\$70,419	\$293,338	\$126,848	\$54,752	\$2,403,109
Total ADM: 114.625	Per ADM Amounts:	\$16,207	\$614	\$2,559	\$1,107	\$478	\$20,965
Santa Cruz Totals		\$57,052,013	\$2,084,001	\$1,198,035	\$9,135,938	\$7,386,585	\$76,856,572
Total ADM: 9,422.020	Per ADM Amounts:	\$6,055	\$221	\$127	\$970	\$784	\$8,157

Expenditures by Fund for Districts

		Maintenance & Operation CSF & IIF Expenditures	Capital Expenditures	Facilities Expenditures	State & Federal Project Expenditures	Other Expenditures	Total Expenditures
Yavapai County							
Ash Fork Joint Unified District	130231000	\$2,353,154	\$66,825	\$0	\$165,395	\$134,455	\$2,719,829
Total ADM: 226.233	Per ADM Amounts:	\$10,401	\$295	\$0	\$731	\$594	\$12,022
Bagdad Unified District	130220000	\$3,170,822	\$19,365	\$0	\$299,962	\$1,712,614	\$5,202,763
Total ADM: 414.379	Per ADM Amounts:	\$7,652	\$47	\$0	\$724	\$4,133	\$12,556
Beaver Creek Elementary District	130326000	\$2,739,014	\$87,717	\$337,427	\$494,539	\$265,759	\$3,924,456
Total ADM: 388.933	Per ADM Amounts:	\$7,042	\$226	\$868	\$1,272	\$683	\$10,090
Camp Verde Unified District	130228000	\$8,327,533	\$229,372	\$86,936	\$1,915,089	\$1,329,197	\$11,888,127
Total ADM: 1,442.814	Per ADM Amounts:	\$5,772	\$159	\$60	\$1,327	\$921	\$8,240
Canon Elementary District	130350000	\$1,454,236	\$53,782	\$95,258	\$255,742	\$94,963	\$1,953,981
Total ADM: 168.258	Per ADM Amounts:	\$8,643	\$320	\$566	\$1,520	\$564	\$11,613
Chino Valley Unified District	130251000	\$13,384,472	\$399,256	\$175,281	\$1,761,980	\$2,026,263	\$17,747,252
Total ADM: 2,287.035	Per ADM Amounts:	\$5,852	\$175	\$77	\$770	\$886	\$7,760
Clarkdale-Jerome Elementary District	130403000	\$2,981,712	\$136,754	\$17,607	\$270,374	\$315,951	\$3,722,398
Total ADM: 451.368	Per ADM Amounts:	\$6,606	\$303	\$39	\$599	\$700	\$8,247
Congress Elementary District	130317000	\$1,340,403	\$136,389	\$0	\$98,662	\$91,835	\$1,667,289
Total ADM: 130.376	Per ADM Amounts:	\$10,281	\$1,046	\$0	\$757	\$704	\$12,788
Cottonwood-Oak Creek Elementary District	130406000	\$12,384,143	\$140,207	\$1,543,394	\$1,478,729	\$1,571,211	\$17,117,684
Total ADM: 2,026.270	Per ADM Amounts:	\$6,112	\$69	\$762	\$730	\$775	\$8,448
Crown King Elementary District	130341000	\$65,548	\$7,877	\$0	\$26,540	\$682	\$100,647
Total ADM: 0.918	Per ADM Amounts:	\$71,403	\$8,581	\$0	\$28,911	\$743	\$109,637
Hillside Elementary District	130335000	\$308,236	\$3,918	\$5,221	\$51,015	\$2,159	\$370,549
Total ADM: 25.696	Per ADM Amounts:	\$11,995	\$152	\$203	\$1,985	\$84	\$14,420
Humboldt Unified District	130222000	\$30,476,487	\$2,133,928	\$3,664,405	\$3,724,250	\$4,158,722	\$44,157,792
Total ADM: 5,543.451	Per ADM Amounts:	\$5,498	\$385	\$661	\$672	\$750	\$7,966
Kirkland Elementary District	130323000	\$1,026,548	\$20,935	\$542,477	\$133,091	\$55,248	\$1,778,299
Total ADM: 90.357	Per ADM Amounts:	\$11,361	\$232	\$6,004	\$1,473	\$611	\$19,681
Mayer Unified School District	130243000	\$4,229,963	\$364,561	\$156,678	\$798,306	\$416,095	\$5,965,603
Total ADM: 533.334	Per ADM Amounts:	\$7,931	\$684	\$294	\$1,497	\$780	\$11,185

Expenditures by Fund for Districts

Maintenance
& Operation
CSF & IIF
ExpendituresCapital
ExpendituresFacilities
ExpendituresState &
Federal
Project
ExpendituresOther
ExpendituresTotal
Expenditures

Yavapai County

Mingus Union High School District	130504000	\$7,346,546	\$221,385	\$1,497,184	\$801,811	\$756,002	\$10,622,928
Total ADM: 1,170.270	Per ADM Amounts:	\$6,278	\$189	\$1,279	\$685	\$646	\$9,077
Mountain Institute JTED	130802000	\$2,122,573	\$64,883	\$0	\$182,344	\$7,717	\$2,377,517
Total ADM: 487.201	Per ADM Amounts:	\$4,357	\$133	\$0	\$374	\$16	\$4,880
Prescott Unified District	130201000	\$23,240,021	\$171,913	\$2,108,022	\$3,400,686	\$1,825,665	\$30,746,307
Total ADM: 3,930.802	Per ADM Amounts:	\$5,912	\$44	\$536	\$865	\$464	\$7,822
Sedona-Oak Creek JUSD #9	130209000	\$7,097,124	\$210,979	\$6,855,729	\$863,994	\$1,174,103	\$16,201,929
Total ADM: 1,048.485	Per ADM Amounts:	\$6,769	\$201	\$6,539	\$824	\$1,120	\$15,453
Seligman Unified District	130240000	\$2,410,388	\$91,701	\$51,019	\$71,686	\$138,059	\$2,762,853
Total ADM: 145.631	Per ADM Amounts:	\$16,551	\$630	\$350	\$492	\$948	\$18,972
Skull Valley Elementary District	130315000	\$449,636	\$969	\$0	\$38,915	\$24,397	\$513,917
Total ADM: 33.421	Per ADM Amounts:	\$13,454	\$29	\$0	\$1,164	\$730	\$15,377
Valley Academy for Career and Technology Education	130801000	\$1,089,109	\$605	\$0	\$131,578	\$89,984	\$1,311,276
Total ADM: 318.171	Per ADM Amounts:	\$3,423	\$2	\$0	\$414	\$283	\$4,121
Walnut Grove Elementary District	130307000	\$44,607	\$16,833	\$0	\$0	\$0	\$61,440
Total ADM: 3.000	Per ADM Amounts:	\$14,869	\$5,611	\$0	\$0	\$0	\$20,480
Williamson Valley Elementary School District	130302000	\$181,345	\$44,191	\$0	\$1,121	\$0	\$226,657
Total ADM: 22.386	Per ADM Amounts:	\$8,101	\$1,974	\$0	\$50	\$0	\$10,125
Yarnell Elementary District	130352000	\$668,314	\$18,331	\$79,959	\$284,742	\$63,393	\$1,114,739
Total ADM: 49.391	Per ADM Amounts:	\$13,531	\$371	\$1,619	\$5,765	\$1,283	\$22,570
Yavapai Accommodation School District	130199000	\$908,149	\$30,180	\$0	\$36,223	\$11,148	\$985,700
Total ADM: 81.558	Per ADM Amounts:	\$11,135	\$370	\$0	\$444	\$137	\$12,086
Yavapai Totals		\$129,800,083	\$4,672,856	\$17,216,597	\$17,286,774	\$16,265,621	\$185,241,931
Total ADM: 21,019.738	Per ADM Amounts:	\$6,175	\$222	\$819	\$822	\$774	\$8,813

Expenditures by Fund for Districts

		Maintenance & Operation CSF & IIF Expenditures	Capital Expenditures	Facilities Expenditures	State & Federal Project Expenditures	Other Expenditures	Total Expenditures
Yuma County							
Antelope Union High School District	140550000	\$2,564,357	\$25,668	\$230,443	\$169,730	\$368,076	\$3,358,274
Total ADM: 226.023	Per ADM Amounts:	\$11,346	\$114	\$1,020	\$751	\$1,628	\$14,858
Crane Elementary District	140413000	\$31,302,536	\$766,824	\$2,812,084	\$4,868,299	\$4,064,753	\$43,814,496
Total ADM: 6,030.949	Per ADM Amounts:	\$5,190	\$127	\$466	\$807	\$674	\$7,265
Gadsden Elementary District	140432000	\$26,651,925	\$713,498	\$215,740	\$6,444,345	\$3,902,031	\$37,927,539
Total ADM: 5,185.652	Per ADM Amounts:	\$5,140	\$138	\$42	\$1,243	\$752	\$7,314
Hyder Elementary District	140416000	\$1,287,868	\$131,041	(\$23,517)	\$475,078	\$125,300	\$1,995,770
Total ADM: 90.885	Per ADM Amounts:	\$14,170	\$1,442	(\$259)	\$5,227	\$1,379	\$21,959
Mohawk Valley Elementary District	140417000	\$1,162,404	\$40,105	\$191,576	\$182,948	\$222,763	\$1,799,796
Total ADM: 156.433	Per ADM Amounts:	\$7,431	\$256	\$1,225	\$1,169	\$1,424	\$11,505
Somerton Elementary District	140411000	\$13,882,340	\$1,482,758	\$522,563	\$3,552,101	\$2,578,581	\$22,018,343
Total ADM: 2,707.290	Per ADM Amounts:	\$5,128	\$548	\$193	\$1,312	\$952	\$8,133
Southwest Technical Education District of Yuma	140801000	\$420,256	\$1,519,626	\$0	\$0	\$0	\$1,939,882
Total ADM: 877.947	Per ADM Amounts:	\$479	\$1,731	\$0	\$0	\$0	\$2,210
Wellton Elementary District	140424000	\$1,653,444	\$60,834	\$67,606	\$385,280	\$166,018	\$2,333,182
Total ADM: 220.953	Per ADM Amounts:	\$7,483	\$275	\$306	\$1,744	\$751	\$10,560
Yuma Elementary District	140401000	\$45,705,397	\$929,909	\$111,989	\$8,943,037	\$5,365,660	\$61,055,992
Total ADM: 8,268.413	Per ADM Amounts:	\$5,528	\$112	\$14	\$1,082	\$649	\$7,384
Yuma Union High School District	140570000	\$58,132,930	\$1,250,704	\$17,102,522	\$7,852,070	\$11,982,403	\$96,320,629
Total ADM: 10,579.665	Per ADM Amounts:	\$5,495	\$118	\$1,617	\$742	\$1,133	\$9,104
Yuma Totals		\$182,763,457	\$6,920,967	\$21,231,006	\$32,872,888	\$28,775,585	\$272,563,903
Total ADM: 34,344.210	Per ADM Amounts:	\$5,322	\$202	\$618	\$957	\$838	\$7,936

Expenditures by Fund for Districts		Maintenance & Operation CSF & IIF Expenditures	Capital Expenditures	Facilities Expenditures	State & Federal Project Expenditures	Other Expenditures	Total Expenditures
State Totals		\$5,755,015,150	\$248,338,584	\$962,690,974	\$799,011,871	\$783,535,386	\$8,548,591,965
Total ADM: 930,877.255	Per ADM Amounts:	\$6,182	\$267	\$1,034	\$858	\$842	\$9,183

Expenditures by Project for Charter Schools

General
Projects

CSP & IIP

State &
Federal
ProjectsTotal Project
Expenditures

Cochise County

Center for Academic Success, Inc.	028750000	\$7,292,890	\$449,563	\$1,186,688	\$8,929,141
Total Attending ADM: 1,159.328	Per ADM Amounts:	\$6,291	\$388	\$1,024	\$7,702
Cochise Community Development Corporation	028701000	\$2,706,749	\$183,465	\$160,773	\$3,050,987
Total Attending ADM: 375.866	Per ADM Amounts:	\$7,201	\$488	\$428	\$8,117
Omega Alpha Academy	028751000	\$2,888,472	\$134,991	\$575,047	\$3,598,510
Total Attending ADM: 384.521	Per ADM Amounts:	\$7,512	\$351	\$1,495	\$9,358
Cochise Totals		\$12,888,111	\$768,019	\$1,922,508	\$15,578,638
Total Attending ADM: 1,919.715	Per ADM Amounts:	\$6,714	\$400	\$1,001	\$8,115

Expenditures by Project for Charter Schools		General Projects	CSP & IIP	State & Federal Projects	Total Project Expenditures
Coconino County					
BASIS Schools, Inc.	038707000	\$4,028,892	\$249,683	\$63,664	\$4,342,239
Total Attending ADM: 578.795	Per ADM Amounts:	\$6,961	\$431	\$110	\$7,502
Flagstaff Arts And Leadership Academy	038750000	\$2,326,027	\$185,059	\$43,519	\$2,554,605
Total Attending ADM: 320.486	Per ADM Amounts:	\$7,258	\$577	\$136	\$7,971
Flagstaff Junior Academy	038752000	\$2,157,957	\$92,697	\$77,950	\$2,328,604
Total Attending ADM: 287.063	Per ADM Amounts:	\$7,517	\$323	\$272	\$8,112
Flagstaff Montessori, L.L.C.	038705000	\$1,370,545	\$225,821	\$0	\$1,596,366
Total Attending ADM: 193.848	Per ADM Amounts:	\$7,070	\$1,165	\$0	\$8,235
Haven Montessori Children's House, Inc.	038755000	\$530,419	\$35,214	\$0	\$565,633
Total Attending ADM: 84.521	Per ADM Amounts:	\$6,276	\$417	\$0	\$6,692
Mountain School, Inc.	038751000	\$1,355,367	\$107,949	\$0	\$1,463,316
Total Attending ADM: 178.365	Per ADM Amounts:	\$7,599	\$605	\$0	\$8,204
Northland Preparatory Academy	038701000	\$4,658,415	\$320,117	\$56,498	\$5,035,030
Total Attending ADM: 641.774	Per ADM Amounts:	\$7,259	\$499	\$88	\$7,845
Painted Desert Demonstration Projects, Inc.	038753000	\$548,585	\$27,851	\$1,273,388	\$1,849,824
Total Attending ADM: 96.662	Per ADM Amounts:	\$5,675	\$288	\$13,174	\$19,137
PEAK School Inc., The	038702000	\$1,025,157	\$78,012	\$121,501	\$1,224,670
Total Attending ADM: 173.378	Per ADM Amounts:	\$5,913	\$450	\$701	\$7,064
Pine Forest Education Association, Inc.	038706000	\$1,802,561	\$91,514	\$82,683	\$1,976,758
Total Attending ADM: 226.420	Per ADM Amounts:	\$7,961	\$404	\$365	\$8,730
Coconino Totals		\$19,803,925	\$1,413,917	\$1,719,203	\$22,937,045
Total Attending ADM: 2,781.312	Per ADM Amounts:	\$7,120	\$508	\$618	\$8,247

Expenditures by Project for Charter Schools

General
Projects

CSP & IIP

State &
Federal
ProjectsTotal Project
Expenditures

Gila County

Destiny School, Inc.	048701000	\$1,695,709	\$136,227	\$796,095	\$2,628,031
Total Attending ADM: 282.636	Per ADM Amounts:	\$6,000	\$482	\$2,817	\$9,298
Liberty High School	048750000	\$628,520	\$30,594	\$35,758	\$694,872
Total Attending ADM: 84.922	Per ADM Amounts:	\$7,401	\$360	\$421	\$8,182
The Shelby School	048703000	\$191,478	\$13,843	\$27,046	\$232,367
Total Attending ADM: 27.241	Per ADM Amounts:	\$7,029	\$508	\$993	\$8,530
Gila Totals		\$2,515,707	\$180,664	\$858,899	\$3,555,270
Total Attending ADM: 394.799	Per ADM Amounts:	\$6,372	\$458	\$2,176	\$9,005

Expenditures by Project for Charter Schools		General Projects	CSP & IIP	State & Federal Projects	Total Project Expenditures
Graham County					
Discovery Plus Academy	058703000	\$611,393	\$42,626	\$59,653	\$713,672
Total Attending ADM: 100.372	Per ADM Amounts:	\$6,091	\$425	\$594	\$7,110
Triumphant Learning Center	058702000	\$614,005	\$44,996	\$15,241	\$674,242
Total Attending ADM: 95.267	Per ADM Amounts:	\$6,445	\$472	\$160	\$7,077
Graham Totals		\$1,225,398	\$87,622	\$74,894	\$1,387,914
Total Attending ADM: 195.639	Per ADM Amounts:	\$6,264	\$448	\$383	\$7,094

Expenditures by Project for Charter Schools		General Projects	CSP & IIP	State & Federal Projects	Total Project Expenditures
Maricopa County					
Academy Of Excellence, Inc.	078604000	\$771,430	\$52,063	\$198,150	\$1,021,643
Total Attending ADM: 104.523	Per ADM Amounts:	\$7,380	\$498	\$1,896	\$9,774
Academy of Mathematics and Science, Inc.	078270000	\$2,430,387	\$117,775	\$159,334	\$2,707,496
Total Attending ADM: 352.909	Per ADM Amounts:	\$6,887	\$334	\$451	\$7,672
Academy with Community Partners Inc	078794000	\$1,009,636	\$79,705	\$53,445	\$1,142,786
Total Attending ADM: 131.396	Per ADM Amounts:	\$7,684	\$607	\$407	\$8,697
Accelerated Learning Center, Inc.	078979000	\$982,879	\$103,836	\$0	\$1,086,715
Total Attending ADM: 198.592	Per ADM Amounts:	\$4,949	\$523	\$0	\$5,472
Acclaim Charter School	078701000	\$2,549,442	\$195,197	\$335,797	\$3,080,436
Total Attending ADM: 380.166	Per ADM Amounts:	\$6,706	\$513	\$883	\$8,103
Ahwatukee Foothills Prep Early College High	078582000	\$92,329	\$25,949	\$0	\$118,278
Total Attending ADM: 4.174	Per ADM Amounts:	\$22,120	\$6,217	\$0	\$28,337
AIBT Non-Profit Charter High School - Phoenix	078793000	\$1,315,785	\$122,134	\$364,763	\$1,802,682
Total Attending ADM: 317.929	Per ADM Amounts:	\$4,139	\$384	\$1,147	\$5,670
All Aboard Charter School	078967000	\$731,449	\$49,742	\$58,119	\$839,310
Total Attending ADM: 105.398	Per ADM Amounts:	\$6,940	\$472	\$551	\$7,963
Allen-Cochran Enterprises, Inc.	078724000	\$2,470,413	\$147,080	\$0	\$2,617,493
Total Attending ADM: 363.008	Per ADM Amounts:	\$6,805	\$405	\$0	\$7,211
Ambassador Academy	078529000	\$464,499	\$26,943	\$6,602	\$498,044
Total Attending ADM: 56.374	Per ADM Amounts:	\$8,240	\$478	\$117	\$8,835
American Basic Schools LLC	078989000	\$4,922,770	\$329,261	\$0	\$5,252,031
Total Attending ADM: 785.331	Per ADM Amounts:	\$6,268	\$419	\$0	\$6,688
American Charter Schools Foundation d.b.a.	078950000	\$1,766,415	\$127,587	\$204,314	\$2,098,316
Total Attending ADM: 245.931	Per ADM Amounts:	\$7,183	\$519	\$831	\$8,532
American Charter Schools Foundation d.b.a. Desert	078947000	\$1,828,040	\$100,239	\$45,730	\$1,974,009
Total Attending ADM: 190.964	Per ADM Amounts:	\$9,573	\$525	\$239	\$10,337
American Charter Schools Foundation d.b.a. Estrella	078948000	\$2,033,355	\$129,802	\$149,915	\$2,313,072
Total Attending ADM: 250.564	Per ADM Amounts:	\$8,115	\$518	\$598	\$9,231
American Charter Schools Foundation d.b.a. Peoria	078951000	\$3,184,810	\$247,500	\$250,813	\$3,683,123
Total Attending ADM: 508.227	Per ADM Amounts:	\$6,267	\$487	\$494	\$7,247
American Charter Schools Foundation d.b.a. South	078983000	\$3,089,225	\$230,765	\$240,895	\$3,560,885
Total Attending ADM: 467.202	Per ADM Amounts:	\$6,612	\$494	\$516	\$7,622
American Charter Schools Foundation d.b.a. South	078517000	\$2,838,341	\$219,401	\$255,619	\$3,313,361
Total Attending ADM: 439.899	Per ADM Amounts:	\$6,452	\$499	\$581	\$7,532
American Charter Schools Foundation d.b.a. Sun	078953000	\$3,495,657	\$249,923	\$221,773	\$3,967,353
Total Attending ADM: 516.230	Per ADM Amounts:	\$6,772	\$484	\$430	\$7,685
American Charter Schools Foundation d.b.a. West	078956000	\$2,803,484	\$201,205	\$280,271	\$3,284,960
Total Attending ADM: 401.423	Per ADM Amounts:	\$6,984	\$501	\$698	\$8,183
American Leadership Academy, Inc.	078725000	\$31,660,116	\$2,464,132	\$1,291,159	\$35,415,407
Total Attending ADM: 5,318.733	Per ADM Amounts:	\$5,953	\$463	\$243	\$6,659
American Virtual Academy	078926000	\$28,016,564	\$2,102,822	\$343,518	\$30,462,904
Total Attending ADM: 5,990.358	Per ADM Amounts:	\$4,677	\$351	\$57	\$5,085
Anthem Preparatory Academy	078525000	\$5,216,288	\$345,185	\$66,476	\$5,627,949
Total Attending ADM: 737.312	Per ADM Amounts:	\$7,075	\$468	\$90	\$7,633
Archway Classical Academy Arete	078247000	\$3,477,950	\$208,236	\$254,947	\$3,941,133
Total Attending ADM: 480.115	Per ADM Amounts:	\$7,244	\$434	\$531	\$8,209
Archway Classical Academy Chandler	078597000	\$3,540,793	\$218,302	\$55,541	\$3,814,636
Total Attending ADM: 476.368	Per ADM Amounts:	\$7,433	\$458	\$117	\$8,008

Expenditures by Project for Charter Schools		General Projects	CSP & IIP	State & Federal Projects	Total Project Expenditures
Maricopa County					
Archway Classical Academy Cicero	078248000	\$3,539,664	\$211,885	\$186,175	\$3,937,724
Total Attending ADM: 474.337	Per ADM Amounts:	\$7,462	\$447	\$392	\$8,302
Archway Classical Academy Glendale	078406000	\$3,546,622	\$235,766	\$194,388	\$3,976,776
Total Attending ADM: 490.554	Per ADM Amounts:	\$7,230	\$481	\$396	\$8,107
Archway Classical Academy Lincoln	078234000	\$3,875,637	\$185,087	\$60,474	\$4,121,198
Total Attending ADM: 463.127	Per ADM Amounts:	\$8,368	\$400	\$131	\$8,899
Archway Classical Academy North Phoenix	078214000	\$3,418,394	\$220,424	\$46,902	\$3,685,720
Total Attending ADM: 446.925	Per ADM Amounts:	\$7,649	\$493	\$105	\$8,247
Archway Classical Academy Scottsdale	078590000	\$2,945,479	\$164,421	\$43,973	\$3,153,873
Total Attending ADM: 361.553	Per ADM Amounts:	\$8,147	\$455	\$122	\$8,723
Archway Classical Academy Trivium East	078266000	\$2,888,146	\$151,357	\$49,659	\$3,089,162
Total Attending ADM: 379.687	Per ADM Amounts:	\$7,607	\$399	\$131	\$8,136
Archway Classical Academy Trivium West	078595000	\$3,670,815	\$222,381	\$50,035	\$3,943,231
Total Attending ADM: 501.286	Per ADM Amounts:	\$7,323	\$444	\$100	\$7,866
Archway Classical Academy Veritas	078596000	\$4,047,970	\$219,555	\$52,932	\$4,320,457
Total Attending ADM: 493.962	Per ADM Amounts:	\$8,195	\$444	\$107	\$8,747
Arete Preparatory Academy	078527000	\$4,159,846	\$228,180	\$43,962	\$4,431,988
Total Attending ADM: 522.751	Per ADM Amounts:	\$7,958	\$436	\$84	\$8,478
Arizona Academy of Science And Technology, Inc.	078665000	\$834,618	\$27,613	\$42,428	\$904,659
Total Attending ADM: 63.695	Per ADM Amounts:	\$13,103	\$434	\$666	\$14,203
Arizona Agribusiness & Equine Center, Inc.	078707000	\$2,426,485	\$225,409	\$28,602	\$2,680,496
Total Attending ADM: 400.113	Per ADM Amounts:	\$6,064	\$563	\$71	\$6,699
Arizona Agribusiness & Equine Center, Inc.	078993000	\$2,417,217	\$181,129	\$301,294	\$2,899,640
Total Attending ADM: 430.251	Per ADM Amounts:	\$5,618	\$421	\$700	\$6,739
Arizona Agribusiness & Equine Center, Inc.	078510000	\$1,176,331	\$78,717	\$31,857	\$1,286,905
Total Attending ADM: 151.377	Per ADM Amounts:	\$7,771	\$520	\$210	\$8,501
Arizona Agribusiness & Equine Center, Inc.	078587000	\$2,735,371	\$193,485	\$109,687	\$3,038,543
Total Attending ADM: 473.415	Per ADM Amounts:	\$5,778	\$409	\$232	\$6,418
Arizona Autism Charter Schools, Inc.	078226000	\$2,527,427	\$57,549	\$360,525	\$2,945,501
Total Attending ADM: 97.343	Per ADM Amounts:	\$25,964	\$591	\$3,704	\$30,259
Arizona Call-a-Teen Youth Resources, Inc.	078723000	\$931,057	\$45,991	\$43,984	\$1,021,032
Total Attending ADM: 95.234	Per ADM Amounts:	\$9,777	\$483	\$462	\$10,721
Arizona Connections Academy Charter School, Inc.	078511000	\$12,778,671	\$902,995	\$654,451	\$14,336,117
Total Attending ADM: 1,970.796	Per ADM Amounts:	\$6,484	\$458	\$332	\$7,274
Arizona Language Preparatory	078260000	\$269,631	\$0	\$0	\$269,631
Total Attending ADM: 36.180	Per ADM Amounts:	\$7,452	\$0	\$0	\$7,452
Arizona Montessori Charter School at Anthem	078991000	\$1,483,070	\$162,861	\$50,571	\$1,696,502
Total Attending ADM: 218.553	Per ADM Amounts:	\$6,786	\$745	\$231	\$7,762
Arizona School For The Arts	078722000	\$6,724,534	\$408,380	\$94,144	\$7,227,058
Total Attending ADM: 840.240	Per ADM Amounts:	\$8,003	\$486	\$112	\$8,601
ASU Preparatory Academy	078546000	\$3,174,504	\$137,354	\$356,322	\$3,668,180
Total Attending ADM: 350.650	Per ADM Amounts:	\$9,053	\$392	\$1,016	\$10,461
ASU Preparatory Academy	078207000	\$4,159,421	\$177,349	\$395,256	\$4,732,026
Total Attending ADM: 419.079	Per ADM Amounts:	\$9,925	\$423	\$943	\$11,291
ASU Preparatory Academy	078208000	\$1,922,293	\$119,149	\$55,743	\$2,097,185
Total Attending ADM: 205.863	Per ADM Amounts:	\$9,338	\$579	\$271	\$10,187
ASU Preparatory Academy	078205000	\$2,741,091	\$141,948	\$138,948	\$3,021,987
Total Attending ADM: 335.538	Per ADM Amounts:	\$8,169	\$423	\$414	\$9,006

Expenditures by Project for Charter Schools		General Projects	CSP & IIP	State & Federal Projects	Total Project Expenditures
Maricopa County					
ASU Preparatory Academy	078250000	\$2,548,059	\$116,771	\$376,797	\$3,041,627
Total Attending ADM: 357.011	Per ADM Amounts:	\$7,137	\$327	\$1,055	\$8,520
ASU Preparatory Academy	078251000	\$2,006,951	\$111,541	\$89,730	\$2,208,222
Total Attending ADM: 298.437	Per ADM Amounts:	\$6,725	\$374	\$301	\$7,399
Avondale Learning dba Precision Academy	078614000	\$658,933	\$81,849	\$0	\$740,782
Total Attending ADM: 84.873	Per ADM Amounts:	\$7,764	\$964	\$0	\$8,728
AZ Compass Schools, Inc.	078542000	\$2,216,312	\$30,195	\$150,843	\$2,397,350
Total Attending ADM: 144.409	Per ADM Amounts:	\$15,347	\$209	\$1,045	\$16,601
Ball Charter Schools (Dobson)	078988000	\$3,715,370	\$227,370	\$170,243	\$4,112,983
Total Attending ADM: 503.974	Per ADM Amounts:	\$7,372	\$451	\$338	\$8,161
Ball Charter Schools (Hearn)	078987000	\$3,468,709	\$247,330	\$211,521	\$3,927,560
Total Attending ADM: 580.382	Per ADM Amounts:	\$5,977	\$426	\$364	\$6,767
Ball Charter Schools (Val Vista)	078586000	\$2,637,841	\$160,716	\$52,812	\$2,851,369
Total Attending ADM: 346.506	Per ADM Amounts:	\$7,613	\$464	\$152	\$8,229
BASIS Schools, Inc.	078736000	\$5,487,737	\$354,442	\$35,157	\$5,877,336
Total Attending ADM: 743.181	Per ADM Amounts:	\$7,384	\$477	\$47	\$7,908
BASIS Schools, Inc.	078575000	\$4,081,791	\$267,445	\$37,773	\$4,387,009
Total Attending ADM: 558.964	Per ADM Amounts:	\$7,302	\$478	\$68	\$7,848
BASIS Schools, Inc.	078588000	\$4,656,952	\$332,515	\$62,437	\$5,051,904
Total Attending ADM: 746.816	Per ADM Amounts:	\$6,236	\$445	\$84	\$6,765
BASIS Schools, Inc.	078589000	\$5,180,716	\$353,417	\$34,360	\$5,568,493
Total Attending ADM: 742.750	Per ADM Amounts:	\$6,975	\$476	\$46	\$7,497
BASIS Schools, Inc.	078403000	\$4,894,618	\$343,231	\$54,014	\$5,291,863
Total Attending ADM: 757.610	Per ADM Amounts:	\$6,461	\$453	\$71	\$6,985
BASIS Schools, Inc.	078212000	\$5,046,670	\$311,411	\$50,567	\$5,408,648
Total Attending ADM: 734.630	Per ADM Amounts:	\$6,870	\$424	\$69	\$7,362
BASIS Schools, Inc.	078225000	\$4,661,377	\$286,238	\$63,101	\$5,010,716
Total Attending ADM: 615.117	Per ADM Amounts:	\$7,578	\$465	\$103	\$8,146
BASIS Schools, Inc.	078231000	\$5,210,171	\$305,514	\$78,650	\$5,594,335
Total Attending ADM: 735.499	Per ADM Amounts:	\$7,084	\$415	\$107	\$7,606
BASIS Schools, Inc.	078269000	\$1,424,820	\$61,477	\$12,261	\$1,498,558
Total Attending ADM: 124.076	Per ADM Amounts:	\$11,483	\$495	\$99	\$12,078
BASIS Schools, Inc.	078268000	\$3,295,880	\$168,254	\$43,639	\$3,507,773
Total Attending ADM: 355.528	Per ADM Amounts:	\$9,270	\$473	\$123	\$9,866
BASIS Schools, Inc.	078272000	\$1,803,688	\$71,822	\$19,005	\$1,894,515
Total Attending ADM: 144.971	Per ADM Amounts:	\$12,442	\$495	\$131	\$13,068
BASIS Schools, Inc.	078273000	\$3,021,806	\$191,005	\$46,573	\$3,259,384
Total Attending ADM: 406.715	Per ADM Amounts:	\$7,430	\$470	\$115	\$8,014
Bell Canyon Charter School, Inc	078972000	\$2,746,191	\$153,409	\$408,087	\$3,307,687
Total Attending ADM: 337.881	Per ADM Amounts:	\$8,128	\$454	\$1,208	\$9,790
Benchmark School, Inc.	078766000	\$2,588,292	\$184,001	\$36,812	\$2,809,105
Total Attending ADM: 390.469	Per ADM Amounts:	\$6,629	\$471	\$94	\$7,194
Benjamin Franklin Charter School	078754000	\$17,456,091	\$1,195,019	\$0	\$18,651,110
Total Attending ADM: 2,741.980	Per ADM Amounts:	\$6,366	\$436	\$0	\$6,802
Blueprint Education	078745000	\$2,149,294	\$153,115	\$181,784	\$2,484,193
Total Attending ADM: 341.015	Per ADM Amounts:	\$6,303	\$449	\$533	\$7,285
Boys & Girls Clubs of the East Valley dba Mesa Arts	078613000	\$1,697,852	\$110,544	\$151,285	\$1,959,681
Total Attending ADM: 226.873	Per ADM Amounts:	\$7,484	\$487	\$667	\$8,638

Expenditures by Project for Charter Schools		General Projects	CSP & IIP	State & Federal Projects	Total Project Expenditures
Maricopa County					
Bradley Academy of Excellence, Inc.	078746000	\$3,905,446	\$163,499	\$573,608	\$4,642,553
Total Attending ADM: 440.629	Per ADM Amounts:	\$8,863	\$371	\$1,302	\$10,536
Bright Beginnings School, Inc.	078762000	\$2,486,871	\$212,332	\$0	\$2,699,203
Total Attending ADM: 283.303	Per ADM Amounts:	\$8,778	\$749	\$0	\$9,528
CAFA, Inc. dba Learning Foundation and Performing	078565000	\$1,477,661	\$88,146	\$139,584	\$1,705,391
Total Attending ADM: 188.157	Per ADM Amounts:	\$7,853	\$468	\$742	\$9,064
CAFA, Inc. dba Learning Foundation and Performing	078564000	\$5,942,686	\$388,007	\$339,344	\$6,670,037
Total Attending ADM: 855.458	Per ADM Amounts:	\$6,947	\$454	\$397	\$7,797
CAFA, Inc. dba Learning Foundation Performing	098749000	\$1,474,773	\$90,755	\$97,711	\$1,663,239
Total Attending ADM: 191.117	Per ADM Amounts:	\$7,717	\$475	\$511	\$8,703
Calibre Academy	078909000	\$4,406,281	\$198,053	\$398,202	\$5,002,536
Total Attending ADM: 653.153	Per ADM Amounts:	\$6,746	\$303	\$610	\$7,659
Cambridge Academy East, Inc	078768000	\$2,713,643	\$140,151	\$62,243	\$2,916,037
Total Attending ADM: 414.088	Per ADM Amounts:	\$6,553	\$338	\$150	\$7,042
Camelback Education, Inc	078959000	\$3,546,949	\$268,766	\$299,348	\$4,115,063
Total Attending ADM: 502.630	Per ADM Amounts:	\$7,057	\$535	\$596	\$8,187
Camino Montessori	078211000	\$458,137	\$22,394	\$155,155	\$635,686
Total Attending ADM: 53.084	Per ADM Amounts:	\$8,630	\$422	\$2,923	\$11,975
Candeo Schools, Inc.	078534000	\$3,319,016	\$240,721	\$0	\$3,559,737
Total Attending ADM: 544.051	Per ADM Amounts:	\$6,101	\$442	\$0	\$6,543
Career Success Schools	078524000	\$4,463,773	\$300,378	\$279,210	\$5,043,361
Total Attending ADM: 544.456	Per ADM Amounts:	\$8,199	\$552	\$513	\$9,263
CASA Academy	078218000	\$813,262	\$75,131	\$435,359	\$1,323,752
Total Attending ADM: 147.691	Per ADM Amounts:	\$5,507	\$509	\$2,948	\$8,963
Challenge School, Inc.	078772000	\$3,724,524	\$227,451	\$128,634	\$4,080,609
Total Attending ADM: 528.996	Per ADM Amounts:	\$7,041	\$430	\$243	\$7,714
Challenger Basic School, Inc.	078957000	\$1,865,775	\$137,656	\$31,162	\$2,034,593
Total Attending ADM: 313.448	Per ADM Amounts:	\$5,952	\$439	\$99	\$6,491
Chandler Preparatory Academy	078515000	\$5,793,371	\$347,268	\$61,353	\$6,201,992
Total Attending ADM: 708.461	Per ADM Amounts:	\$8,177	\$490	\$87	\$8,754
Choice Academies, Inc.	078549000	\$6,135,020	\$375,939	\$93,338	\$6,604,297
Total Attending ADM: 857.687	Per ADM Amounts:	\$7,153	\$438	\$109	\$7,700
Cholla Academy	078995000	\$3,173,415	\$198,280	\$399,971	\$3,771,666
Total Attending ADM: 460.831	Per ADM Amounts:	\$6,886	\$430	\$868	\$8,184
Cicero Preparatory Academy	078249000	\$2,388,801	\$134,858	\$122,493	\$2,646,152
Total Attending ADM: 303.002	Per ADM Amounts:	\$7,884	\$445	\$404	\$8,733
Concordia Charter School, Inc.	078530000	\$896,342	\$52,430	\$177,085	\$1,125,857
Total Attending ADM: 105.968	Per ADM Amounts:	\$8,459	\$495	\$1,671	\$10,624
Cornerstone Charter School, Inc	078994000	\$1,547,367	\$166,836	\$50,259	\$1,764,462
Total Attending ADM: 208.582	Per ADM Amounts:	\$7,419	\$800	\$241	\$8,459
Cortez Park Charter Middle School, Inc.	078975000	\$1,492,069	\$99,124	\$435,007	\$2,026,200
Total Attending ADM: 234.448	Per ADM Amounts:	\$6,364	\$423	\$1,855	\$8,642
Country Gardens Charter Schools	078513000	\$2,635,786	\$184,687	\$184,533	\$3,005,006
Total Attending ADM: 385.789	Per ADM Amounts:	\$6,832	\$479	\$478	\$7,789
Create Academy	078253000	\$824,692	\$36,555	\$160,396	\$1,021,643
Total Attending ADM: 76.353	Per ADM Amounts:	\$10,801	\$479	\$2,101	\$13,381
Crown Charter School, Inc	078921000	\$1,614,259	\$135,447	\$20,000	\$1,769,706
Total Attending ADM: 288.940	Per ADM Amounts:	\$5,587	\$469	\$69	\$6,125

Expenditures by Project for Charter Schools		General Projects	CSP & IIP	State & Federal Projects	Total Project Expenditures
Maricopa County					
Daisy Education Corporation dba Paragon Science	078544000	\$2,902,023	\$207,647	\$100,414	\$3,210,084
Total Attending ADM: 424.258	Per ADM Amounts:	\$6,840	\$489	\$237	\$7,566
Daisy Education Corporation dba. Sonoran Science	078577000	\$1,813,177	\$131,623	\$133,090	\$2,077,890
Total Attending ADM: 280.786	Per ADM Amounts:	\$6,458	\$469	\$474	\$7,400
Deer Valley Charter Schools, Inc.	078934000	\$590,433	\$39,340	\$2,560	\$632,333
Total Attending ADM: 83.671	Per ADM Amounts:	\$7,057	\$470	\$31	\$7,557
Desert Heights Charter Schools	078621000	\$5,057,094	\$131,311	\$307,037	\$5,495,442
Total Attending ADM: 802.667	Per ADM Amounts:	\$6,300	\$164	\$383	\$6,846
EAGLE College Prep Harmony, LLC	078202000	\$2,060,391	\$122,729	\$139,794	\$2,322,914
Total Attending ADM: 280.679	Per ADM Amounts:	\$7,341	\$437	\$498	\$8,276
EAGLE College Prep Maryvale, LLC	078222000	\$1,345,709	\$71,002	\$239,000	\$1,655,711
Total Attending ADM: 183.347	Per ADM Amounts:	\$7,340	\$387	\$1,304	\$9,030
EAGLE South Mountain Charter, Inc.	078541000	\$4,187,910	\$275,185	\$269,197	\$4,732,292
Total Attending ADM: 658.600	Per ADM Amounts:	\$6,359	\$418	\$409	\$7,185
Eagle South Mountain Charter, Inc.	078223000	\$1,113,900	\$57,938	\$200,209	\$1,372,047
Total Attending ADM: 139.535	Per ADM Amounts:	\$7,983	\$415	\$1,435	\$9,833
East Mesa Charter Elementary School, Inc.	078509000	\$4,020,119	\$271,449	\$488,251	\$4,779,819
Total Attending ADM: 595.957	Per ADM Amounts:	\$6,746	\$455	\$819	\$8,020
East Valley Academy	078683000	\$91,269	\$7,476	\$0	\$98,745
Total Attending ADM: 12.655	Per ADM Amounts:	\$7,212	\$591	\$0	\$7,803
ECA - Arizona, Inc.	078271000	\$584,804	\$5,292	\$0	\$590,096
Total Attending ADM: 22.546	Per ADM Amounts:	\$25,938	\$235	\$0	\$26,173
Edkey, Inc. - Arizona Conservatory for Arts and	078971000	\$2,769,954	\$218,193	\$171,606	\$3,159,753
Total Attending ADM: 444.364	Per ADM Amounts:	\$6,234	\$491	\$386	\$7,111
Edkey, Inc. - Pathfinder Academy	078742000	\$4,601,618	\$230,990	\$137,506	\$4,970,114
Total Attending ADM: 752.880	Per ADM Amounts:	\$6,112	\$307	\$183	\$6,601
Edkey, Inc. - Redwood Academy	078740000	\$1,894,252	\$146,176	\$151,853	\$2,192,281
Total Attending ADM: 289.896	Per ADM Amounts:	\$6,534	\$504	\$524	\$7,562
Edkey, Inc. - Sequoia Charter School	078915000	\$8,093,494	\$399,424	\$710,342	\$9,203,260
Total Attending ADM: 874.339	Per ADM Amounts:	\$9,257	\$457	\$812	\$10,526
Edkey, Inc. - Sequoia Choice Schools	078705000	\$6,075,806	\$432,075	\$303,359	\$6,811,240
Total Attending ADM: 824.722	Per ADM Amounts:	\$7,367	\$524	\$368	\$8,259
Edkey, Inc. - Sequoia Pathway Academy	078246000	\$5,923,547	\$402,290	\$457,109	\$6,782,946
Total Attending ADM: 1,051.660	Per ADM Amounts:	\$5,633	\$383	\$435	\$6,450
Edkey, Inc. - Sequoia School for the Deaf and Hard	078744000	\$1,468,603	\$29,445	\$3,618	\$1,501,666
Total Attending ADM: 61.844	Per ADM Amounts:	\$23,747	\$476	\$59	\$24,282
Edkey, Inc. - Sequoia Village School	078917000	\$2,088,359	\$144,709	\$243,611	\$2,476,679
Total Attending ADM: 291.934	Per ADM Amounts:	\$7,154	\$496	\$834	\$8,484
Educational Options Foundation	078558000	\$1,561,480	\$132,409	\$301,224	\$1,995,113
Total Attending ADM: 542.827	Per ADM Amounts:	\$2,877	\$244	\$555	\$3,675
EduPreneurship, Inc.	078717000	\$469,441	\$39,814	\$69,734	\$578,989
Total Attending ADM: 66.136	Per ADM Amounts:	\$7,098	\$602	\$1,054	\$8,755
E-Institute Charter Schools, Inc.	078911000	\$4,887,363	\$210,724	\$277,600	\$5,375,687
Total Attending ADM: 899.396	Per ADM Amounts:	\$5,434	\$234	\$309	\$5,977
Employ-Ability Unlimited, Inc.	078664000	\$1,734,090	\$121,728	\$164,955	\$2,020,773
Total Attending ADM: 214.523	Per ADM Amounts:	\$8,083	\$567	\$769	\$9,420
Empower College Prep	078401000	\$3,435,320	\$239,898	\$918,472	\$4,593,690
Total Attending ADM: 501.393	Per ADM Amounts:	\$6,852	\$478	\$1,832	\$9,162

Expenditures by Project for Charter Schools		General Projects	CSP & IIP	State & Federal Projects	Total Project Expenditures
Maricopa County					
Espiritu Community Development Corp.	078711000	\$2,832,333	\$148,231	\$286,600	\$3,267,164
Total Attending ADM: 284.552	Per ADM Amounts:	\$9,954	\$521	\$1,007	\$11,482
Espiritu Community Development Corp.	078103000	\$2,918,587	\$217,242	\$289,588	\$3,425,417
Total Attending ADM: 478.006	Per ADM Amounts:	\$6,106	\$454	\$606	\$7,166
Espiritu Schools	078275000	\$506,421	\$11,711	\$27,270	\$545,402
Total Attending ADM: 23.420	Per ADM Amounts:	\$21,623	\$500	\$1,164	\$23,288
Ethos Academy - A Challenge Foundation Academy	078254000	\$536,397	\$29,841	\$209,885	\$776,123
Total Attending ADM: 67.009	Per ADM Amounts:	\$8,005	\$445	\$3,132	\$11,582
Excalibur Charter Schools, Inc.	078901000	\$1,950,642	\$139,300	\$277,477	\$2,367,419
Total Attending ADM: 294.980	Per ADM Amounts:	\$6,613	\$472	\$941	\$8,026
Fit Kids, Inc. dba Champion Schools	078785000	\$5,870,673	\$218,216	\$1,048,259	\$7,137,148
Total Attending ADM: 1,037.697	Per ADM Amounts:	\$5,657	\$210	\$1,010	\$6,878
Florence Crittenton Services of Arizona, Inc.	078608000	\$1,185,235	\$80,445	\$78,274	\$1,343,954
Total Attending ADM: 115.436	Per ADM Amounts:	\$10,267	\$697	\$678	\$11,642
Foothills Academy	078628000	\$2,462,587	\$130,757	\$53,643	\$2,646,987
Total Attending ADM: 307.178	Per ADM Amounts:	\$8,017	\$426	\$175	\$8,617
Fountain Hills Charter School	078755000	\$833,091	\$53,693	\$13,972	\$900,756
Total Attending ADM: 106.391	Per ADM Amounts:	\$7,830	\$505	\$131	\$8,466
Franklin Phonetic Primary School, Inc.	078263000	\$377,738	\$1,266	\$17,594	\$396,598
Total Attending ADM: 29.740	Per ADM Amounts:	\$12,701	\$43	\$592	\$13,336
Freedom Academy, Inc.	078528000	\$3,087,736	\$165,737	\$35,086	\$3,288,559
Total Attending ADM: 447.522	Per ADM Amounts:	\$6,900	\$370	\$78	\$7,348
Friendly House, Inc.	078611000	\$1,996,231	\$207,457	\$391,196	\$2,594,884
Total Attending ADM: 355.175	Per ADM Amounts:	\$5,620	\$584	\$1,101	\$7,306
GAR, LLC dba Student Choice High School	078679000	\$1,617,220	\$150,739	\$0	\$1,767,959
Total Attending ADM: 188.954	Per ADM Amounts:	\$8,559	\$798	\$0	\$9,357
Gem Charter School, Inc.	078774000	\$191,278	\$16,390	\$19,089	\$226,757
Total Attending ADM: 26.105	Per ADM Amounts:	\$7,327	\$628	\$731	\$8,686
Genesis Program, Inc.	078708000	\$968,642	\$60,119	\$171,750	\$1,200,511
Total Attending ADM: 111.539	Per ADM Amounts:	\$8,684	\$539	\$1,540	\$10,763
George Gervin Youth Center, Inc.	078585000	\$1,857,055	\$113,179	\$139,291	\$2,109,525
Total Attending ADM: 246.557	Per ADM Amounts:	\$7,532	\$459	\$565	\$8,556
Glendale Preparatory Academy	078540000	\$3,805,045	\$217,240	\$40,608	\$4,062,893
Total Attending ADM: 504.279	Per ADM Amounts:	\$7,546	\$431	\$81	\$8,057
Global Renaissance Academy of Distinguished	078663000	\$720,642	\$35,495	\$0	\$756,137
Total Attending ADM: 66.826	Per ADM Amounts:	\$10,784	\$531	\$0	\$11,315
Happy Valley East	078594000	\$2,963,108	\$188,297	\$80,385	\$3,231,790
Total Attending ADM: 432.320	Per ADM Amounts:	\$6,854	\$436	\$186	\$7,475
Happy Valley School, Inc.	078998000	\$3,948,818	\$286,493	\$78,390	\$4,313,701
Total Attending ADM: 693.636	Per ADM Amounts:	\$5,693	\$413	\$113	\$6,219
Heritage Academy Laveen, Inc.	078259000	\$2,447,968	\$181,602	\$183,827	\$2,813,397
Total Attending ADM: 363.165	Per ADM Amounts:	\$6,741	\$500	\$506	\$7,747
Heritage Academy Queen Creek, Inc.	078258000	\$2,377,153	\$151,382	\$0	\$2,528,535
Total Attending ADM: 336.276	Per ADM Amounts:	\$7,069	\$450	\$0	\$7,519
Heritage Academy, Inc.	078712000	\$4,376,533	\$337,700	\$0	\$4,714,233
Total Attending ADM: 691.670	Per ADM Amounts:	\$6,327	\$488	\$0	\$6,816
Heritage Elementary School	078985000	\$4,940,958	\$373,964	\$451,962	\$5,766,884
Total Attending ADM: 783.139	Per ADM Amounts:	\$6,309	\$478	\$577	\$7,364

Expenditures by Project for Charter Schools

General
Projects

CSP & IIP

State &
Federal
ProjectsTotal Project
Expenditures

Maricopa County

Hillcrest Academy, Inc.	078704000	\$0	\$0	\$0	\$0
Total Attending ADM: 122.137	Per ADM Amounts:	\$0	\$0	\$0	\$0
Hirsch Academy A Challenge Foundation	078204000	\$749,351	\$44,216	\$372,768	\$1,166,335
Total Attending ADM: 158.754	Per ADM Amounts:	\$4,720	\$279	\$2,348	\$7,347
Horizon Community Learning Center, Inc.	078752000	\$5,150,042	\$357,407	\$77,027	\$5,584,476
Total Attending ADM: 686.977	Per ADM Amounts:	\$7,497	\$520	\$112	\$8,129
Horizon Community Learning Center, Inc.	078233000	\$5,594,921	\$302,154	\$70,534	\$5,967,609
Total Attending ADM: 764.101	Per ADM Amounts:	\$7,322	\$395	\$92	\$7,810
Humanities and Sciences Academy of the United	078713000	\$1,565,411	\$149,420	\$0	\$1,714,831
Total Attending ADM: 241.187	Per ADM Amounts:	\$6,490	\$620	\$0	\$7,110
Imagine Avondale Elementary, Inc.	078535000	\$5,828,430	\$101,458	\$680,672	\$6,610,560
Total Attending ADM: 501.935	Per ADM Amounts:	\$11,612	\$202	\$1,356	\$13,170
Imagine Avondale Middle, Inc.	078553000	\$3,505,936	\$39,735	\$124,126	\$3,669,797
Total Attending ADM: 199.154	Per ADM Amounts:	\$17,604	\$200	\$623	\$18,427
Imagine Camelback Middle, Inc.	078531000	\$1,097,563	\$74,642	\$174,610	\$1,346,815
Total Attending ADM: 170.889	Per ADM Amounts:	\$6,423	\$437	\$1,022	\$7,881
Imagine Charter Elementary at Camelback, Inc.	078519000	\$2,823,157	\$156,336	\$569,179	\$3,548,672
Total Attending ADM: 405.683	Per ADM Amounts:	\$6,959	\$385	\$1,403	\$8,747
Imagine Charter Elementary at Desert West, Inc.	078520000	\$4,390,186	\$313,883	\$1,462,776	\$6,166,845
Total Attending ADM: 757.595	Per ADM Amounts:	\$5,795	\$414	\$1,931	\$8,140
Imagine Coolidge Elementary, Inc.	078536000	\$4,682,574	\$230,700	\$849,051	\$5,762,325
Total Attending ADM: 671.124	Per ADM Amounts:	\$6,977	\$344	\$1,265	\$8,586
Imagine Desert West Middle, Inc.	078532000	\$1,899,784	\$109,706	\$460,157	\$2,469,647
Total Attending ADM: 344.419	Per ADM Amounts:	\$5,516	\$319	\$1,336	\$7,170
Imagine Elementary at Tempe, Inc.	078523000	\$2,819,199	\$105,390	\$480,912	\$3,405,501
Total Attending ADM: 216.313	Per ADM Amounts:	\$13,033	\$487	\$2,223	\$15,743
Imagine Middle at East Mesa, Inc.	078521000	\$931,645	\$53,235	\$93,237	\$1,078,117
Total Attending ADM: 131.269	Per ADM Amounts:	\$7,097	\$406	\$710	\$8,213
Imagine Middle at Surprise, Inc.	078522000	\$3,099,475	\$155,343	\$172,235	\$3,427,053
Total Attending ADM: 365.679	Per ADM Amounts:	\$8,476	\$425	\$471	\$9,372
Imagine Prep Coolidge, Inc.	078547000	\$4,280,225	\$299,666	\$556,494	\$5,136,385
Total Attending ADM: 562.017	Per ADM Amounts:	\$7,616	\$533	\$990	\$9,139
Imagine Prep Superstition, Inc.	078537000	\$2,769,950	\$108,853	\$175,816	\$3,054,619
Total Attending ADM: 248.326	Per ADM Amounts:	\$11,154	\$438	\$708	\$12,301
Imagine Prep Surprise, Inc.	078538000	\$2,488,403	\$110,612	\$124,126	\$2,723,141
Total Attending ADM: 294.859	Per ADM Amounts:	\$8,439	\$375	\$421	\$9,235
Imagine Superstition Middle, Inc.	078552000	\$1,063,177	\$56,829	\$105,176	\$1,225,182
Total Attending ADM: 161.525	Per ADM Amounts:	\$6,582	\$352	\$651	\$7,585
Incito Schools	078210000	\$2,492,977	\$162,414	\$0	\$2,655,391
Total Attending ADM: 268.914	Per ADM Amounts:	\$9,271	\$604	\$0	\$9,874
Integrity Education Incorporated	078751000	\$423,046	\$28,122	\$25,336	\$476,504
Total Attending ADM: 52.751	Per ADM Amounts:	\$8,020	\$533	\$480	\$9,033
Intelli-School, Inc.	078741000	\$680,224	\$42,403	\$76,379	\$799,006
Total Attending ADM: 81.987	Per ADM Amounts:	\$8,297	\$517	\$932	\$9,746
International Commerce Secondary Schools, Inc.	078710000	\$2,872,432	\$269,300	\$0	\$3,141,732
Total Attending ADM: 550.733	Per ADM Amounts:	\$5,216	\$489	\$0	\$5,705
James Madison Preparatory School	078795000	\$1,557,045	\$94,095	\$30,565	\$1,681,705
Total Attending ADM: 176.851	Per ADM Amounts:	\$8,804	\$532	\$173	\$9,509

Expenditures by Project for Charter Schools		General Projects	CSP & IIP	State & Federal Projects	Total Project Expenditures
Maricopa County					
James Sandoval Preparatory High School	078928000	\$439,447	\$45,131	\$94,810	\$579,388
Total Attending ADM: 80.606	Per ADM Amounts:	\$5,452	\$560	\$1,176	\$7,188
Kaizen Education Foundation dba Advance U	078240000	\$439,407	\$14,993	\$41,493	\$495,893
Total Attending ADM: 31.110	Per ADM Amounts:	\$14,124	\$482	\$1,334	\$15,940
Kaizen Education Foundation dba Discover U	078230000	\$1,450,404	\$93,937	\$156,966	\$1,701,307
Total Attending ADM: 196.999	Per ADM Amounts:	\$7,362	\$477	\$797	\$8,636
Kaizen Education Foundation dba El Dorado High	078718000	\$2,330,277	\$169,846	\$134,015	\$2,634,138
Total Attending ADM: 334.603	Per ADM Amounts:	\$6,964	\$508	\$401	\$7,872
Kaizen Education Foundation dba Gilbert Arts	078570000	\$1,083,652	\$65,933	\$132,093	\$1,281,678
Total Attending ADM: 140.354	Per ADM Amounts:	\$7,721	\$470	\$941	\$9,132
Kaizen Education Foundation dba Havasu	078580000	\$1,648,030	\$119,749	\$176,427	\$1,944,206
Total Attending ADM: 254.266	Per ADM Amounts:	\$6,482	\$471	\$694	\$7,646
Kaizen Education Foundation dba Liberty Arts	078571000	\$1,372,942	\$92,468	\$176,726	\$1,642,136
Total Attending ADM: 196.050	Per ADM Amounts:	\$7,003	\$472	\$901	\$8,376
Kaizen Education Foundation dba Maya High	078949000	\$2,183,666	\$192,202	\$202,361	\$2,578,229
Total Attending ADM: 381.658	Per ADM Amounts:	\$5,722	\$504	\$530	\$6,755
Kaizen Education Foundation dba Mission Heights	078576000	\$2,409,214	\$184,579	\$94,014	\$2,687,807
Total Attending ADM: 373.596	Per ADM Amounts:	\$6,449	\$494	\$252	\$7,194
Kaizen Education Foundation dba South Pointe	078999000	\$1,651,986	\$122,236	\$382,226	\$2,156,448
Total Attending ADM: 260.371	Per ADM Amounts:	\$6,345	\$469	\$1,468	\$8,282
Kaizen Education Foundation dba South Pointe	078765000	\$828,035	\$67,674	\$205,831	\$1,101,540
Total Attending ADM: 141.913	Per ADM Amounts:	\$5,835	\$477	\$1,450	\$7,762
Kaizen Education Foundation dba Summit High	078952000	\$2,138,452	\$173,900	\$175,738	\$2,488,090
Total Attending ADM: 342.298	Per ADM Amounts:	\$6,247	\$508	\$513	\$7,269
Kaizen Education Foundation dba Tempe	078954000	\$456,028	\$29,820	\$43,525	\$529,373
Total Attending ADM: 55.651	Per ADM Amounts:	\$8,194	\$536	\$782	\$9,512
Kaizen Education Foundation dba Vista Grove	078567000	\$1,868,246	\$129,919	\$294,847	\$2,293,012
Total Attending ADM: 280.003	Per ADM Amounts:	\$6,672	\$464	\$1,053	\$8,189
Kaizen Education Foundation dba Vista Grove	078946000	\$257,829	\$28,869	\$147,345	\$434,043
Total Attending ADM: 59.848	Per ADM Amounts:	\$4,308	\$482	\$2,462	\$7,252
Keystone Montessori Charter School, Inc.	078779000	\$2,794,944	\$113,962	\$57,949	\$2,966,855
Total Attending ADM: 233.854	Per ADM Amounts:	\$11,952	\$487	\$248	\$12,687
Khalsa Montessori Elementary Schools	078759000	\$904,451	\$56,366	\$15,383	\$976,200
Total Attending ADM: 114.710	Per ADM Amounts:	\$7,885	\$491	\$134	\$8,510
LEAD Charter Schools	078968000	\$4,633,295	\$167,768	\$162,094	\$4,963,157
Total Attending ADM: 554.898	Per ADM Amounts:	\$8,350	\$302	\$292	\$8,944
Legacy Education Group	078507000	\$1,080,581	\$84,708	\$63,634	\$1,228,923
Total Attending ADM: 144.883	Per ADM Amounts:	\$7,458	\$585	\$439	\$8,482
Legacy Schools	078685000	\$894,220	\$48,132	\$148,766	\$1,091,118
Total Attending ADM: 148.876	Per ADM Amounts:	\$6,006	\$323	\$999	\$7,329
Legacy Traditional Charter School - Laveen Village	078215000	\$5,088,964	\$422,324	\$298,079	\$5,809,367
Total Attending ADM: 837.651	Per ADM Amounts:	\$6,075	\$504	\$356	\$6,935
Legacy Traditional Charter Schools - Casa Grande	078245000	\$5,870,146	\$537,534	\$357,665	\$6,765,345
Total Attending ADM: 1,016.120	Per ADM Amounts:	\$5,777	\$529	\$352	\$6,658
Legacy Traditional School - Gilbert	078229000	\$6,020,922	\$540,301	\$244,871	\$6,806,094
Total Attending ADM: 992.244	Per ADM Amounts:	\$6,068	\$545	\$247	\$6,859
Legacy Traditional School - Surprise	078274000	\$6,700,935	\$506,515	\$270,780	\$7,478,230
Total Attending ADM: 1,203.844	Per ADM Amounts:	\$5,566	\$421	\$225	\$6,212

Expenditures by Project for Charter Schools		General Projects	CSP & IIP	State & Federal Projects	Total Project Expenditures
Maricopa County					
Liberty Traditional Charter School	078784000	\$2,583,947	\$246,121	\$512,030	\$3,342,098
Total Attending ADM: 483.484	Per ADM Amounts:	\$5,344	\$509	\$1,059	\$6,913
Life Skills Center of Arizona, Inc.	078980000	\$1,392,230	\$63,611	\$0	\$1,455,841
Total Attending ADM: 179.820	Per ADM Amounts:	\$7,742	\$354	\$0	\$8,096
Lincoln Preparatory Academy	078235000	\$1,404,823	\$71,039	\$16,477	\$1,492,339
Total Attending ADM: 165.015	Per ADM Amounts:	\$8,513	\$431	\$100	\$9,044
Little Lamb Community School	078997000	\$1,990,267	\$133,507	\$27,682	\$2,151,456
Total Attending ADM: 241.755	Per ADM Amounts:	\$8,233	\$552	\$115	\$8,899
Madison Highland Prep	078219000	\$1,692,096	\$104,488	\$72,247	\$1,868,831
Total Attending ADM: 248.186	Per ADM Amounts:	\$6,818	\$421	\$291	\$7,530
Maricopa County Community College District dba	078647000	\$1,831,664	\$82,421	\$148,576	\$2,062,661
Total Attending ADM: 252.623	Per ADM Amounts:	\$7,251	\$326	\$588	\$8,165
Maryvale Preparatory Academy	078592000	\$2,615,216	\$170,326	\$335,666	\$3,121,208
Total Attending ADM: 364.227	Per ADM Amounts:	\$7,180	\$468	\$922	\$8,569
MCCCD on behalf of Phoenix College Preparatory	078743000	\$690,826	\$18,558	\$57,626	\$767,010
Total Attending ADM: 103.980	Per ADM Amounts:	\$6,644	\$178	\$554	\$7,377
Metropolitan Arts Institute, Inc.	078906000	\$1,748,339	\$146,907	\$26,635	\$1,921,881
Total Attending ADM: 253.865	Per ADM Amounts:	\$6,887	\$579	\$105	\$7,570
Midtown Primary School	078976000	\$738,262	\$52,251	\$68,165	\$858,678
Total Attending ADM: 101.753	Per ADM Amounts:	\$7,255	\$514	\$670	\$8,439
Milestones Charter School	078791000	\$2,622,826	\$125,116	\$21,242	\$2,769,184
Total Attending ADM: 208.820	Per ADM Amounts:	\$12,560	\$599	\$102	\$13,261
Montessori Academy, Inc.	078977000	\$2,192,860	\$89,837	\$52,721	\$2,335,418
Total Attending ADM: 167.738	Per ADM Amounts:	\$13,073	\$536	\$314	\$13,923
Montessori Day Public Schools Chartered, Inc.	078758000	\$1,815,116	\$122,486	\$107,424	\$2,045,026
Total Attending ADM: 252.303	Per ADM Amounts:	\$7,194	\$485	\$426	\$8,105
Montessori Education Centre Charter School	078763000	\$2,986,072	\$198,185	\$44,920	\$3,229,177
Total Attending ADM: 423.483	Per ADM Amounts:	\$7,051	\$468	\$106	\$7,625
Montessori House, Inc.	078936000	\$298,364	\$13,433	\$4,590	\$316,387
Total Attending ADM: 44.935	Per ADM Amounts:	\$6,640	\$299	\$102	\$7,041
Morrison Education Group, Inc.	078556000	\$1,679,489	\$113,251	\$282,006	\$2,074,746
Total Attending ADM: 301.397	Per ADM Amounts:	\$5,572	\$376	\$936	\$6,884
New Horizon School for the Performing Arts	078771000	\$1,028,591	\$64,148	\$145,902	\$1,238,641
Total Attending ADM: 154.006	Per ADM Amounts:	\$6,679	\$417	\$947	\$8,043
New School For The Arts	078903000	\$1,738,907	\$101,121	\$18,231	\$1,858,259
Total Attending ADM: 190.762	Per ADM Amounts:	\$9,116	\$530	\$96	\$9,741
New School for the Arts Middle School	078981000	\$498,751	\$34,639	\$11,351	\$544,741
Total Attending ADM: 71.603	Per ADM Amounts:	\$6,966	\$484	\$159	\$7,608
New World Educational Center	078760000	\$1,333,074	\$94,741	\$114,797	\$1,542,612
Total Attending ADM: 184.441	Per ADM Amounts:	\$7,228	\$514	\$622	\$8,364
Noah Webster Schools - Mesa	078930000	\$6,213,769	\$357,970	\$385,161	\$6,956,900
Total Attending ADM: 985.452	Per ADM Amounts:	\$6,306	\$363	\$391	\$7,060
Noah Webster Schools-Pima	078261000	\$2,748,750	\$94,752	\$180,012	\$3,023,514
Total Attending ADM: 339.207	Per ADM Amounts:	\$8,103	\$279	\$531	\$8,913
North Phoenix Preparatory Academy	078584000	\$2,648,800	\$166,436	\$26,449	\$2,841,685
Total Attending ADM: 350.950	Per ADM Amounts:	\$7,548	\$474	\$75	\$8,097
North Star Charter School, Inc.	078945000	\$1,455,785	\$133,978	\$49,639	\$1,639,402
Total Attending ADM: 152.871	Per ADM Amounts:	\$9,523	\$876	\$325	\$10,724

Expenditures by Project for Charter Schools		General Projects	CSP & IIP	State & Federal Projects	Total Project Expenditures
Maricopa County					
Ombudsman Educational Services, LTD, a	078563000	\$2,848,921	\$284,775	\$0	\$3,133,696
Total Attending ADM: 234.698	Per ADM Amounts:	\$12,139	\$1,213	\$0	\$13,352
Ombudsman Educational Services, Ltd.,a subsidiary	078767000	\$2,801,220	\$242,690	\$0	\$3,043,910
Total Attending ADM: 747.695	Per ADM Amounts:	\$3,746	\$325	\$0	\$4,071
P.L.C. Charter Schools	078907000	\$6,202,178	\$296,539	\$638,586	\$7,137,303
Total Attending ADM: 1,083.573	Per ADM Amounts:	\$5,724	\$274	\$589	\$6,587
Pan-American Elementary Charter	078940000	\$3,937,201	\$228,781	\$776,741	\$4,942,723
Total Attending ADM: 43.453	Per ADM Amounts:	\$90,608	\$5,265	\$17,875	\$113,749
Paragon Management, Inc.	078912000	\$12,201,965	\$813,440	\$454,084	\$13,469,489
Total Attending ADM: 1,929.983	Per ADM Amounts:	\$6,322	\$421	\$235	\$6,979
Paramount Education Studies Inc	078905000	\$2,314,133	\$159,294	\$133,570	\$2,606,997
Total Attending ADM: 350.123	Per ADM Amounts:	\$6,609	\$455	\$381	\$7,446
PAS Charter, Inc., dba Intelli-School	078963000	\$1,486,706	\$80,628	\$156,654	\$1,723,988
Total Attending ADM: 201.381	Per ADM Amounts:	\$7,383	\$400	\$778	\$8,561
Pathfinder Charter School Foundation	078792000	\$3,661,010	\$256,459	\$1,005,637	\$4,923,106
Total Attending ADM: 543.781	Per ADM Amounts:	\$6,733	\$472	\$1,849	\$9,053
Pathways KM Charter Schools, Inc	078280000	\$70,924	\$823	\$0	\$71,747
Total Attending ADM: 3.000	Per ADM Amounts:	\$23,641	\$274	\$0	\$23,916
Patriot Academy, Inc.	078733000	\$510,538	\$41,027	\$8,210	\$559,775
Total Attending ADM: 70.138	Per ADM Amounts:	\$7,279	\$585	\$117	\$7,981
Phoenix Advantage Charter School, Inc.	078714000	\$3,092,926	\$162,582	\$478,182	\$3,733,690
Total Attending ADM: 392.861	Per ADM Amounts:	\$7,873	\$414	\$1,217	\$9,504
Phoenix Collegiate Academy, Inc.	078559000	\$3,814,065	\$215,921	\$371,684	\$4,401,670
Total Attending ADM: 562.006	Per ADM Amounts:	\$6,787	\$384	\$661	\$7,832
Phoenix Education Management, LLC,	078716000	\$6,728,221	\$265,049	\$0	\$6,993,270
Total Attending ADM: 658.419	Per ADM Amounts:	\$10,219	\$403	\$0	\$10,621
Phoenix School of Academic Excellence The	078776000	\$898,517	\$81,719	\$84,451	\$1,064,687
Total Attending ADM: 131.239	Per ADM Amounts:	\$6,846	\$623	\$643	\$8,113
Pillar Charter School	078504000	\$534,220	\$33,798	\$35,717	\$603,735
Total Attending ADM: 52.002	Per ADM Amounts:	\$10,273	\$650	\$687	\$11,610
Pinnacle Education-Tempe, Inc.	078726000	\$2,518,250	\$154,003	\$0	\$2,672,253
Total Attending ADM: 765.706	Per ADM Amounts:	\$3,289	\$201	\$0	\$3,490
Pinnacle Education-WMCB, Inc.	078920000	\$166,892	\$7,027	\$0	\$173,919
Total Attending ADM: 33.035	Per ADM Amounts:	\$5,052	\$213	\$0	\$5,265
Pioneer Preparatory School	078550000	\$3,013,668	\$160,574	\$659,531	\$3,833,773
Total Attending ADM: 585.045	Per ADM Amounts:	\$5,151	\$274	\$1,127	\$6,553
PLC Arts Academy at Scottsdale, Inc.	078598000	\$1,325,013	\$66,262	\$21,021	\$1,412,296
Total Attending ADM: 141.942	Per ADM Amounts:	\$9,335	\$467	\$148	\$9,950
Pointe Educational Services	078925000	\$9,061,164	\$573,035	\$178,080	\$9,812,279
Total Attending ADM: 1,390.575	Per ADM Amounts:	\$6,516	\$412	\$128	\$7,056
Premier Charter High School	078939000	\$1,731,012	\$98,820	\$193,644	\$2,023,476
Total Attending ADM: 246.698	Per ADM Amounts:	\$7,017	\$401	\$785	\$8,202
PS Charter Schools, Inc.	078232000	\$1,511,746	\$25,000	\$0	\$1,536,746
Total Attending ADM: 55.175	Per ADM Amounts:	\$27,399	\$453	\$0	\$27,852
Reid Traditional Schools' Painted Rock Academy	078209000	\$3,559,505	\$242,352	\$72,242	\$3,874,099
Total Attending ADM: 580.665	Per ADM Amounts:	\$6,130	\$417	\$124	\$6,672
Reid Traditional Schools' Valley Academy, Inc.	078749000	\$4,249,072	\$234,857	\$93,452	\$4,577,381
Total Attending ADM: 736.857	Per ADM Amounts:	\$5,766	\$319	\$127	\$6,212

Expenditures by Project for Charter Schools		General Projects	CSP & IIP	State & Federal Projects	Total Project Expenditures
Maricopa County					
Research Based Education Corporation	078560000	\$816,244	\$63,285	\$131,721	\$1,011,250
Total Attending ADM: 100.447	Per ADM Amounts:	\$8,126	\$630	\$1,311	\$10,067
Ridgeline Academy, Inc.	078609000	\$3,632,015	\$205,703	\$82,673	\$3,920,391
Total Attending ADM: 544.251	Per ADM Amounts:	\$6,673	\$378	\$152	\$7,203
Rosefield Charter Elementary School, Inc.	078508000	\$4,974,230	\$233,134	\$329,691	\$5,537,055
Total Attending ADM: 713.751	Per ADM Amounts:	\$6,969	\$327	\$462	\$7,758
RSD Charter School, Inc.	078735000	\$778,528	\$168,325	\$87,187	\$1,034,040
Total Attending ADM: 93.547	Per ADM Amounts:	\$8,322	\$1,799	\$932	\$11,054
Sage Academy, Inc.	078688000	\$1,033,025	\$53,632	\$35,018	\$1,121,675
Total Attending ADM: 136.373	Per ADM Amounts:	\$7,575	\$393	\$257	\$8,225
Salt River Pima-Maricopa Community Schools	078656000	\$3,546,435	\$106,437	\$1,657,767	\$5,310,639
Total Attending ADM: 259.824	Per ADM Amounts:	\$13,649	\$410	\$6,380	\$20,439
San Tan Montessori School, Inc.	078539000	\$3,502,427	\$298,763	\$152,180	\$3,953,370
Total Attending ADM: 595.267	Per ADM Amounts:	\$5,884	\$502	\$256	\$6,641
SC Jensen Corporation, Inc. dba Intelli-School	078962000	\$610,253	\$41,155	\$74,569	\$725,977
Total Attending ADM: 76.534	Per ADM Amounts:	\$7,974	\$538	\$974	\$9,486
Scottsdale Country Day School	078243000	\$792,731	\$35,065	\$16,200	\$843,996
Total Attending ADM: 71.180	Per ADM Amounts:	\$11,137	\$493	\$228	\$11,857
Scottsdale Preparatory Academy	078533000	\$6,348,833	\$373,437	\$78,655	\$6,800,925
Total Attending ADM: 880.405	Per ADM Amounts:	\$7,211	\$424	\$89	\$7,725
Self Development Academy-Phoenix	078256000	\$1,628,473	\$58,820	\$300,245	\$1,987,538
Total Attending ADM: 161.066	Per ADM Amounts:	\$10,111	\$365	\$1,864	\$12,340
Self Development Charter School	078796000	\$2,249,364	\$203,168	\$0	\$2,452,532
Total Attending ADM: 434.732	Per ADM Amounts:	\$5,174	\$467	\$0	\$5,641
Skyline Gila River Schools, LLC	078566000	\$1,998,171	\$37,799	\$173,862	\$2,209,832
Total Attending ADM: 149.919	Per ADM Amounts:	\$13,328	\$252	\$1,160	\$14,740
Skyline Schools, Inc.	078914000	\$2,055,480	\$21,041	\$101,432	\$2,177,953
Total Attending ADM: 146.248	Per ADM Amounts:	\$14,055	\$144	\$694	\$14,892
Sonoran Desert School	078786000	\$319,732	\$12,351	\$3,062	\$335,145
Total Attending ADM: 34.934	Per ADM Amounts:	\$9,152	\$354	\$88	\$9,594
South Phoenix Academy Inc.	078599000	\$2,181,429	\$49,643	\$154,019	\$2,385,091
Total Attending ADM: 258.486	Per ADM Amounts:	\$8,439	\$192	\$596	\$9,227
South Valley Academy, Inc.	078578000	\$1,590,497	\$34,367	\$117,124	\$1,741,988
Total Attending ADM: 201.913	Per ADM Amounts:	\$7,877	\$170	\$580	\$8,627
Southwest Leadership Academy	078228000	\$2,406,599	\$90,296	\$15,328	\$2,512,223
Total Attending ADM: 364.153	Per ADM Amounts:	\$6,609	\$248	\$42	\$6,899
StarShine Academy	078992000	\$2,580,918	\$106,507	\$247,862	\$2,935,287
Total Attending ADM: 205.402	Per ADM Amounts:	\$12,565	\$519	\$1,207	\$14,290
STEP UP Schools, Inc.	078634000	\$909,909	\$43,941	\$67,453	\$1,021,303
Total Attending ADM: 85.813	Per ADM Amounts:	\$10,603	\$512	\$786	\$11,901
Stepping Stones Academy	078781000	\$1,310,808	\$75,212	\$26,413	\$1,412,433
Total Attending ADM: 190.561	Per ADM Amounts:	\$6,879	\$395	\$139	\$7,412
Success School	078924000	\$4,904,096	\$377,659	\$654,506	\$5,936,261
Total Attending ADM: 750.808	Per ADM Amounts:	\$6,532	\$503	\$872	\$7,906
SySTEM Schools	078217000	\$884,891	\$44,810	\$285,727	\$1,215,428
Total Attending ADM: 148.370	Per ADM Amounts:	\$5,964	\$302	\$1,926	\$8,192
Teleos Preparatory Academy	078551000	\$1,796,401	\$110,293	\$213,668	\$2,120,362
Total Attending ADM: 198.947	Per ADM Amounts:	\$9,030	\$554	\$1,074	\$10,658

Expenditures by Project for Charter Schools		General Projects	CSP & IIP	State & Federal Projects	Total Project Expenditures
Maricopa County					
Tempe Preparatory Academy	078761000	\$2,952,428	\$172,369	\$0	\$3,124,797
Total Attending ADM: 344.429	Per ADM Amounts:	\$8,572	\$500	\$0	\$9,072
The Farm at Mission Montessori Academy	078213000	\$340,487	\$26,320	\$3,841	\$370,648
Total Attending ADM: 41.260	Per ADM Amounts:	\$8,252	\$638	\$93	\$8,983
The Odyssey Preparatory Academy, Inc.	078561000	\$17,732,345	\$1,006,499	\$315,707	\$19,054,551
Total Attending ADM: 849.339	Per ADM Amounts:	\$20,878	\$1,185	\$372	\$22,435
The Paideia Academies, Inc	078206000	\$3,178,348	\$193,922	\$332,804	\$3,705,074
Total Attending ADM: 498.649	Per ADM Amounts:	\$6,374	\$389	\$667	\$7,430
Trivium Preparatory Academy	078591000	\$3,534,565	\$227,612	\$30,325	\$3,792,502
Total Attending ADM: 455.225	Per ADM Amounts:	\$7,764	\$500	\$67	\$8,331
Twenty First Century Charter School, Inc. Bennett	078630000	\$1,883,674	\$123,668	\$0	\$2,007,342
Total Attending ADM: 305.537	Per ADM Amounts:	\$6,165	\$405	\$0	\$6,570
Valley of the Sun Waldorf Education Association,	078964000	\$2,445,272	\$132,776	\$56,320	\$2,634,368
Total Attending ADM: 306.902	Per ADM Amounts:	\$7,968	\$433	\$184	\$8,584
Vector School District, Inc.	078562000	\$1,760,232	\$44,301	\$194,991	\$1,999,524
Total Attending ADM: 206.718	Per ADM Amounts:	\$8,515	\$214	\$943	\$9,673
Veritas Preparatory Academy	078984000	\$5,693,744	\$345,710	\$60,795	\$6,100,249
Total Attending ADM: 706.259	Per ADM Amounts:	\$8,062	\$489	\$86	\$8,637
Victory High School, Inc.	078757000	\$178,470	\$4,155	\$2,379	\$185,004
Total Attending ADM: 24.811	Per ADM Amounts:	\$7,193	\$167	\$96	\$7,457
Villa Montessori Charter School	078715000	\$5,617,216	\$202,865	\$52,102	\$5,872,183
Total Attending ADM: 468.157	Per ADM Amounts:	\$11,999	\$433	\$111	\$12,543
Vista Charter School	078960000	\$132,920	\$7,316	\$0	\$140,236
Total Attending ADM: 19.625	Per ADM Amounts:	\$6,773	\$373	\$0	\$7,146
Vista College Preparatory, Inc.	078224000	\$1,353,191	\$83,955	\$324,853	\$1,761,999
Total Attending ADM: 149.885	Per ADM Amounts:	\$9,028	\$560	\$2,167	\$11,756
West Gilbert Charter Elementary School, Inc.	078935000	\$2,572,642	\$228,368	\$214,846	\$3,015,856
Total Attending ADM: 289.629	Per ADM Amounts:	\$8,883	\$788	\$742	\$10,413
West Gilbert Charter Middle School, Inc.	078974000	\$619,180	\$42,982	\$56,392	\$718,554
Total Attending ADM: 90.339	Per ADM Amounts:	\$6,854	\$476	\$624	\$7,954
West Valley Arts and Technology Academy, Inc.	078548000	\$2,218,960	\$121,028	\$230,800	\$2,570,788
Total Attending ADM: 334.427	Per ADM Amounts:	\$6,635	\$362	\$690	\$7,687
Western School of Science and Technology, Inc.	078221000	\$2,482,653	\$177,866	\$389,732	\$3,050,251
Total Attending ADM: 377.328	Per ADM Amounts:	\$6,580	\$471	\$1,033	\$8,084
Maricopa Totals		\$821,431,571	\$51,368,744	\$51,027,724	\$923,828,039
Total Attending ADM: 116,193.572	Per ADM Amounts:	\$7,070	\$442	\$439	\$7,951

Expenditures by Project for Charter Schools

General
Projects

CSP & IIP

State &
Federal
ProjectsTotal Project
Expenditures

Mohave County

Academy of Building Industries, Inc.	088704000	\$759,823	\$69,840	\$43,508	\$873,171
Total Attending ADM: 63.627	Per ADM Amounts:	\$11,942	\$1,098	\$684	\$13,723
Desert Star Academy	088705000	\$1,409,328	\$79,786	\$0	\$1,489,114
Total Attending ADM: 184.420	Per ADM Amounts:	\$7,642	\$433	\$0	\$8,075
Kingman Academy Of Learning	088620000	\$8,143,379	\$453,625	\$449,259	\$9,046,263
Total Attending ADM: 1,289.608	Per ADM Amounts:	\$6,315	\$352	\$348	\$7,015
Masada Charter School, Inc.	088759000	\$3,017,233	\$236,179	\$314,851	\$3,568,263
Total Attending ADM: 498.244	Per ADM Amounts:	\$6,056	\$474	\$632	\$7,162
Mohave Accelerated Elementary School, Inc.	088703000	\$2,600,204	\$76,205	\$231,860	\$2,908,269
Total Attending ADM: 425.790	Per ADM Amounts:	\$6,107	\$179	\$545	\$6,830
Mohave Accelerated Learning Center	088758000	\$3,000,722	\$73,036	\$369,615	\$3,443,373
Total Attending ADM: 472.570	Per ADM Amounts:	\$6,350	\$155	\$782	\$7,286
Telesis Center for Learning, Inc.	088702000	\$3,180,228	\$204,848	\$281,172	\$3,666,248
Total Attending ADM: 434.914	Per ADM Amounts:	\$7,312	\$471	\$647	\$8,430
Young Scholars Academy Charter School Corp.	088755000	\$2,495,487	\$154,676	\$178,532	\$2,828,695
Total Attending ADM: 379.665	Per ADM Amounts:	\$6,573	\$407	\$470	\$7,451
Mohave Totals		\$24,606,404	\$1,348,195	\$1,868,797	\$27,823,396
Total Attending ADM: 3,748.838	Per ADM Amounts:	\$6,564	\$360	\$499	\$7,422

Expenditures by Project for Charter Schools		General Projects	CSP & IIP	State & Federal Projects	Total Project Expenditures
Navajo County					
Career Development, Inc.	098745000	\$993,150	\$76,157	\$135,814	\$1,205,121
Total Attending ADM: 57.230	Per ADM Amounts:	\$17,354	\$1,331	\$2,373	\$21,058
Founding Fathers Academies, Inc	098750000	\$811,439	\$53,853	\$97,527	\$962,819
Total Attending ADM: 104.027	Per ADM Amounts:	\$7,800	\$518	\$938	\$9,255
Shonto Governing Board of Education, Inc.	098746000	\$573,630	\$71,724	\$794,334	\$1,439,688
Total Attending ADM: 75.717	Per ADM Amounts:	\$7,576	\$947	\$10,491	\$19,014
Navajo Totals		\$2,378,219	\$201,734	\$1,027,675	\$3,607,628
Total Attending ADM: 236.974	Per ADM Amounts:	\$10,036	\$851	\$4,337	\$15,224

Expenditures by Project for Charter Schools		General Projects	CSP & IIP	State & Federal Projects	Total Project Expenditures
Pima County					
Academy Del Sol, Inc.	108734000	\$3,912,895	\$197,643	\$0	\$4,110,538
Total Attending ADM: 605.361	Per ADM Amounts:	\$6,464	\$326	\$0	\$6,790
Academy of Mathematics and Science South, Inc.	078242000	\$1,825,847	\$92,144	\$174,651	\$2,092,642
Total Attending ADM: 288.046	Per ADM Amounts:	\$6,339	\$320	\$606	\$7,265
Academy of Mathematics and Science, Inc.	108713000	\$3,782,717	\$138,782	\$266,624	\$4,188,123
Total Attending ADM: 389.628	Per ADM Amounts:	\$9,709	\$356	\$684	\$10,749
Academy of Tucson, Inc.	108665000	\$4,524,063	\$353,050	\$70,064	\$4,947,177
Total Attending ADM: 679.985	Per ADM Amounts:	\$6,653	\$519	\$103	\$7,275
Accelerated Elementary and Secondary Schools	108767000	\$1,295,919	\$99,205	\$93,162	\$1,488,286
Total Attending ADM: 197.589	Per ADM Amounts:	\$6,559	\$502	\$471	\$7,532
American Charter Schools Foundation d.b.a. Alta	108794000	\$2,863,106	\$230,288	\$236,282	\$3,329,676
Total Attending ADM: 465.389	Per ADM Amounts:	\$6,152	\$495	\$508	\$7,155
Aprender Tucson	108785000	\$1,803,833	\$92,590	\$186,140	\$2,082,563
Total Attending ADM: 191.088	Per ADM Amounts:	\$9,440	\$485	\$974	\$10,898
Arizona Community Development Corporation	108709000	\$10,668,102	\$891,746	\$1,162,494	\$12,722,342
Total Attending ADM: 1,904.518	Per ADM Amounts:	\$5,601	\$468	\$610	\$6,680
BASIS Schools, Inc.	108725000	\$5,866,938	\$347,151	\$114,792	\$6,328,881
Total Attending ADM: 785.597	Per ADM Amounts:	\$7,468	\$442	\$146	\$8,056
BASIS Schools, Inc.	108737000	\$6,444,722	\$436,576	\$41,784	\$6,923,082
Total Attending ADM: 973.715	Per ADM Amounts:	\$6,619	\$448	\$43	\$7,110
BASIS Schools, Inc.	108404000	\$5,819,101	\$285,690	\$86,433	\$6,191,224
Total Attending ADM: 682.898	Per ADM Amounts:	\$8,521	\$418	\$127	\$9,066
Blue Adobe Project	108501000	\$565,154	\$28,348	\$840	\$594,342
Total Attending ADM: 51.341	Per ADM Amounts:	\$11,008	\$552	\$16	\$11,576
Canyon Rose Academy, Inc.	108715000	\$2,079,043	\$104,898	\$0	\$2,183,941
Total Attending ADM: 288.860	Per ADM Amounts:	\$7,197	\$363	\$0	\$7,561
Carden of Tucson, Inc.	108777000	\$852,865	\$58,334	\$14,437	\$925,636
Total Attending ADM: 115.409	Per ADM Amounts:	\$7,390	\$505	\$125	\$8,020
CITY Center for Collaborative Learning	108720000	\$1,452,651	\$85,776	\$215,877	\$1,754,304
Total Attending ADM: 312.483	Per ADM Amounts:	\$4,649	\$274	\$691	\$5,614
Collaborative Pathways, Inc.	108909000	\$1,007,537	\$62,514	\$49,123	\$1,119,174
Total Attending ADM: 122.681	Per ADM Amounts:	\$8,213	\$510	\$400	\$9,123
Compass High School, Inc.	108788000	\$3,279,715	\$204,701	\$0	\$3,484,416
Total Attending ADM: 381.820	Per ADM Amounts:	\$8,590	\$536	\$0	\$9,126
CPLC Community Schools dba Hiaki High School	108505000	\$434,298	\$37,888	\$807,629	\$1,279,815
Total Attending ADM: 63.883	Per ADM Amounts:	\$6,798	\$593	\$12,642	\$20,034
CPLC Community Schools dba Toltecalli High	108793000	\$880,110	\$53,185	\$388,119	\$1,321,414
Total Attending ADM: 109.240	Per ADM Amounts:	\$8,057	\$487	\$3,553	\$12,096
Daisy Education Corporation dba Sonoran Science	108666000	\$4,426,394	\$329,232	\$210,585	\$4,966,211
Total Attending ADM: 964.476	Per ADM Amounts:	\$4,589	\$341	\$218	\$5,149
Daisy Education Corporation dba Sonoran Science	108502000	\$1,956,749	\$143,467	\$223,504	\$2,323,720
Total Attending ADM: 272.902	Per ADM Amounts:	\$7,170	\$526	\$819	\$8,515
Daisy Education Corporation dba. Sonoran Science	108504000	\$1,571,981	\$110,371	\$542,271	\$2,224,623
Total Attending ADM: 211.691	Per ADM Amounts:	\$7,426	\$521	\$2,562	\$10,509
Desert Rose Academy, Inc.	108787000	\$1,420,902	\$72,776	\$0	\$1,493,678
Total Attending ADM: 184.053	Per ADM Amounts:	\$7,720	\$395	\$0	\$8,115
Desert Sky Community School, Inc.	108732000	\$430,157	\$29,891	\$8,615	\$468,663
Total Attending ADM: 53.840	Per ADM Amounts:	\$7,990	\$555	\$160	\$8,705

Expenditures by Project for Charter Schools		General Projects	CSP & IIP	State & Federal Projects	Total Project Expenditures
Pima County					
Desert Springs Academy	108771000	\$0	\$0	\$0	\$0
Total Attending ADM: 75.425	Per ADM Amounts:	\$0	\$0	\$0	\$0
Eastpointe High School, Inc.	108781000	\$4,126,646	\$294,208	\$0	\$4,420,854
Total Attending ADM: 124.294	Per ADM Amounts:	\$33,201	\$2,367	\$0	\$35,568
Ed Ahead	108506000	\$537,141	\$36,358	\$61,652	\$635,151
Total Attending ADM: 73.142	Per ADM Amounts:	\$7,344	\$497	\$843	\$8,684
Edge School, Inc., The	108653000	\$1,775,255	\$123,649	\$143,102	\$2,042,006
Total Attending ADM: 236.139	Per ADM Amounts:	\$7,518	\$524	\$606	\$8,647
Educational Impact, Inc.	108717000	\$1,198,173	\$77,356	\$0	\$1,275,529
Total Attending ADM: 156.543	Per ADM Amounts:	\$7,654	\$494	\$0	\$8,148
El Pueblo Integral - Teaching & Learning	108797000	\$563,991	\$37,658	\$0	\$601,649
Total Attending ADM: 72.540	Per ADM Amounts:	\$7,775	\$519	\$0	\$8,294
El Pueblo Integral - Teaching & Learning	108910000	\$489,065	\$35,828	\$187,603	\$712,496
Total Attending ADM: 68.835	Per ADM Amounts:	\$7,105	\$520	\$2,725	\$10,351
Great Expectations Academy	108770000	\$1,922,134	\$155,226	\$41,929	\$2,119,289
Total Attending ADM: 272.055	Per ADM Amounts:	\$7,065	\$571	\$154	\$7,790
Griffin Foundation, Inc. The	108789000	\$1,872,030	\$97,870	\$218,808	\$2,188,708
Total Attending ADM: 270.158	Per ADM Amounts:	\$6,929	\$362	\$810	\$8,102
Ha:san Educational Services	108726000	\$1,236,003	\$59,327	\$215,993	\$1,511,323
Total Attending ADM: 99.488	Per ADM Amounts:	\$12,424	\$596	\$2,171	\$15,191
Hermosa Montessori Charter School	108701000	\$1,454,658	\$114,135	\$47,696	\$1,616,489
Total Attending ADM: 200.484	Per ADM Amounts:	\$7,256	\$569	\$238	\$8,063
Highland Free School	108775000	\$299,999	\$18,728	\$22,624	\$341,351
Total Attending ADM: 42.890	Per ADM Amounts:	\$6,995	\$437	\$527	\$7,959
Innovative Humanities Education Corporation	108513000	\$1,247,219	\$62,679	\$120,997	\$1,430,895
Total Attending ADM: 147.052	Per ADM Amounts:	\$8,481	\$426	\$823	\$9,731
Institute for Transformative Education, Inc.	108735000	\$815,744	\$34,000	\$31,302	\$881,046
Total Attending ADM: 78.962	Per ADM Amounts:	\$10,331	\$431	\$396	\$11,158
Kaizen Education Foundation dba Skyview High	108706000	\$970,080	\$69,554	\$22,183	\$1,061,817
Total Attending ADM: 130.429	Per ADM Amounts:	\$7,438	\$533	\$170	\$8,141
Khalsa Family Services	108784000	\$1,967,828	\$128,226	\$24,983	\$2,121,037
Total Attending ADM: 265.208	Per ADM Amounts:	\$7,420	\$483	\$94	\$7,998
Leman Academy of Excellence, Inc.	108738000	\$3,566,614	\$170,673	\$65,544	\$3,802,831
Total Attending ADM: 481.749	Per ADM Amounts:	\$7,403	\$354	\$136	\$7,894
Lifelong Learning Research Institute, Inc.	108708000	\$273,499	\$16,844	\$0	\$290,343
Total Attending ADM: 17.427	Per ADM Amounts:	\$15,694	\$967	\$0	\$16,661
Lifelong Learning Research Institute, Inc.	108908000	\$489,083	\$25,848	\$0	\$514,931
Total Attending ADM: 47.028	Per ADM Amounts:	\$10,400	\$550	\$0	\$10,949
Math and Science Success Academy, Inc.	108798000	\$2,669,678	\$145,416	\$245,170	\$3,060,264
Total Attending ADM: 403.044	Per ADM Amounts:	\$6,624	\$361	\$608	\$7,593
Montessori Schoolhouse of Tucson, Inc.	108703000	\$563,111	\$41,634	\$0	\$604,745
Total Attending ADM: 82.805	Per ADM Amounts:	\$6,800	\$503	\$0	\$7,303
Mountain Rose Academy, Inc.	108769000	\$1,825,554	\$94,530	\$0	\$1,920,084
Total Attending ADM: 254.949	Per ADM Amounts:	\$7,160	\$371	\$0	\$7,531
Nosotros, Inc	108707000	\$1,458,456	\$124,042	\$239,072	\$1,821,570
Total Attending ADM: 216.258	Per ADM Amounts:	\$6,744	\$574	\$1,105	\$8,423
Open Doors Community School, Inc.	108512000	\$707,070	\$40,531	\$184,628	\$932,229
Total Attending ADM: 121.206	Per ADM Amounts:	\$5,834	\$334	\$1,523	\$7,691

Expenditures by Project for Charter Schools		General Projects	CSP & IIP	State & Federal Projects	Total Project Expenditures
Pima County					
Pima County	108601000	\$1,044,885	\$57,214	\$20,585	\$1,122,684
Total Attending ADM: 104.540	Per ADM Amounts:	\$9,995	\$547	\$197	\$10,739
Pima Prevention Partnership	108507000	\$1,258,161	\$71,566	\$162,323	\$1,492,050
Total Attending ADM: 160.874	Per ADM Amounts:	\$7,821	\$445	\$1,009	\$9,275
Pima Prevention Partnership dba Pima Partnership	108799000	\$460,402	\$24,643	\$79,478	\$564,523
Total Attending ADM: 97.713	Per ADM Amounts:	\$4,712	\$252	\$813	\$5,777
Pima Prevention Partnership dba Pima Partnership	108711000	\$1,808,398	\$90,281	\$190,452	\$2,089,131
Total Attending ADM: 229.035	Per ADM Amounts:	\$7,896	\$394	\$832	\$9,121
Pima Rose Academy, Inc.	108602000	\$2,538,557	\$132,378	\$0	\$2,670,935
Total Attending ADM: 383.129	Per ADM Amounts:	\$6,626	\$346	\$0	\$6,971
Portable Practical Educational Preparation, Inc.	108744000	\$5,021,852	\$340,893	\$1,003,281	\$6,366,026
Total Attending ADM: 791.076	Per ADM Amounts:	\$6,348	\$431	\$1,268	\$8,047
Portable Practical Educational Preparation, Inc.	108796000	\$28,638,201	\$1,360,453	\$2,098,620	\$32,097,274
Total Attending ADM: 797.330	Per ADM Amounts:	\$35,918	\$1,706	\$2,632	\$40,256
Presidio School	108778000	\$2,516,965	\$197,147	\$264,397	\$2,978,509
Total Attending ADM: 404.024	Per ADM Amounts:	\$6,230	\$488	\$654	\$7,372
Rising Schools, Inc.	108403000	\$562,719	\$51,637	\$129,781	\$744,137
Total Attending ADM: 78.856	Per ADM Amounts:	\$7,136	\$655	\$1,646	\$9,437
Satori, Inc.	108719000	\$1,243,146	\$80,833	\$15,756	\$1,339,735
Total Attending ADM: 167.013	Per ADM Amounts:	\$7,443	\$484	\$94	\$8,022
Seneca Preparatory Academy Foundation	108511000	\$0	\$0	\$0	\$0
Total Attending ADM: 13.018	Per ADM Amounts:	\$0	\$0	\$0	\$0
Sonoran Science Academy - Broadway	108503000	\$1,860,716	\$139,011	\$177,907	\$2,177,634
Total Attending ADM: 288.839	Per ADM Amounts:	\$6,442	\$481	\$616	\$7,539
Southern Arizona Community Academy, Inc.	108772000	\$1,468,694	\$110,985	\$0	\$1,579,679
Total Attending ADM: 168.776	Per ADM Amounts:	\$8,702	\$658	\$0	\$9,360
Southgate Academy, Inc.	108779000	\$3,951,380	\$301,779	\$387,177	\$4,640,336
Total Attending ADM: 626.223	Per ADM Amounts:	\$6,310	\$482	\$618	\$7,410
StrengthBuilding Partners	108227000	\$551,101	\$23,339	\$234,058	\$808,498
Total Attending ADM: 64.141	Per ADM Amounts:	\$8,592	\$364	\$3,649	\$12,605
The Charter Foundation, Inc.	108722000	\$4,667,174	\$360,769	\$384,094	\$5,412,037
Total Attending ADM: 827.357	Per ADM Amounts:	\$5,641	\$436	\$464	\$6,541
Tucson Collegiate Prep, Inc.	108401000	\$394,260	\$19,459	\$0	\$413,719
Total Attending ADM: 40.727	Per ADM Amounts:	\$9,681	\$478	\$0	\$10,158
Tucson Country Day School, Inc.	108773000	\$5,255,548	\$192,004	\$78,821	\$5,526,373
Total Attending ADM: 668.640	Per ADM Amounts:	\$7,860	\$287	\$118	\$8,265
Tucson International Academy, Inc.	108714000	\$4,025,429	\$240,120	\$457,201	\$4,722,750
Total Attending ADM: 534.594	Per ADM Amounts:	\$7,530	\$449	\$855	\$8,834
Tucson Preparatory School	108768000	\$1,038,604	\$47,095	\$66,039	\$1,151,738
Total Attending ADM: 135.811	Per ADM Amounts:	\$7,647	\$347	\$486	\$8,480
Tucson Youth Development/ACE Charter High	108660000	\$1,463,476	\$98,508	\$121,830	\$1,683,814
Total Attending ADM: 164.213	Per ADM Amounts:	\$8,912	\$600	\$742	\$10,254
Vision Charter School, Inc.	108705000	\$284,394	\$20,021	\$4,452	\$308,867
Total Attending ADM: 33.913	Per ADM Amounts:	\$8,386	\$590	\$131	\$9,108
Pima Totals		\$171,247,892	\$10,450,701	\$12,642,964	\$194,341,557
Total Attending ADM: 21,014.445	Per ADM Amounts:	\$8,149	\$497	\$602	\$9,248

Expenditures by Project for Charter Schools		General Projects	CSP & IIP	State & Federal Projects	Total Project Expenditures
Pinal County					
Akimel O Otham Pee Posh Charter School, Inc.	118705000	\$90,044	\$681	\$141,335	\$232,060
Total Attending ADM: 127.081	Per ADM Amounts:	\$709	\$5	\$1,112	\$1,826
Akimel O'Otham Pee Posh Charter School, Inc.	118706000	\$748,603	\$34,711	\$984,340	\$1,767,654
Total Attending ADM: 140.823	Per ADM Amounts:	\$5,316	\$246	\$6,990	\$12,552
American Charter Schools Foundation d.b.a.	118703000	\$1,053,443	\$72,648	\$47,693	\$1,173,784
Total Attending ADM: 136.697	Per ADM Amounts:	\$7,706	\$531	\$349	\$8,587
Athlos Traditional Academy	118711000	\$7,140,519	\$625,242	\$235,963	\$8,001,724
Total Attending ADM: 1,122.453	Per ADM Amounts:	\$6,362	\$557	\$210	\$7,129
Eduprize Schools, LLC	078687000	\$20,353,662	\$1,545,487	\$0	\$21,899,149
Total Attending ADM: 3,496.477	Per ADM Amounts:	\$5,821	\$442	\$0	\$6,263
Graysmark Schools Corporation	118709000	\$296,840	\$18,254	\$12,246	\$327,340
Total Attending ADM: 42.776	Per ADM Amounts:	\$6,939	\$427	\$286	\$7,652
LEAD Charter Schools dba Leading Edge Academy	078101000	\$2,330,932	\$111,541	\$143,925	\$2,586,398
Total Attending ADM: 334.132	Per ADM Amounts:	\$6,976	\$334	\$431	\$7,741
Leading Edge Academy Maricopa	118708000	\$2,422,549	\$89,529	\$123,926	\$2,636,004
Total Attending ADM: 387.255	Per ADM Amounts:	\$6,256	\$231	\$320	\$6,807
Legacy Traditional Charter School	118715000	\$5,772,242	\$532,180	\$222,340	\$6,526,762
Total Attending ADM: 941.847	Per ADM Amounts:	\$6,129	\$565	\$236	\$6,930
Legacy Traditional Charter School - Maricopa	078518000	\$6,145,249	\$592,621	\$380,614	\$7,118,484
Total Attending ADM: 1,140.890	Per ADM Amounts:	\$5,386	\$519	\$334	\$6,239
Legacy Traditional School - Avondale	118712000	\$6,180,318	\$580,533	\$334,775	\$7,095,626
Total Attending ADM: 1,129.611	Per ADM Amounts:	\$5,471	\$514	\$296	\$6,281
Legacy Traditional School - Northwest Tucson	118713000	\$6,829,779	\$629,010	\$298,766	\$7,757,555
Total Attending ADM: 1,157.843	Per ADM Amounts:	\$5,899	\$543	\$258	\$6,700
Pinnacle Education-Casa Grande, Inc.	118704000	\$178,478	\$14,012	\$0	\$192,490
Total Attending ADM: 34.488	Per ADM Amounts:	\$5,175	\$406	\$0	\$5,581
Pinal Totals		\$59,542,658	\$4,846,449	\$2,925,923	\$67,315,030
Total Attending ADM: 10,192.373	Per ADM Amounts:	\$5,842	\$475	\$287	\$6,604

Expenditures by Project for Charter Schools

General
Projects

CSP & IIP

State &
Federal
ProjectsTotal Project
Expenditures

Santa Cruz County

Mexicayotl Academy, Inc.	128703000	\$1,627,243	\$64,506	\$204,808	\$1,896,557
Total Attending ADM: 226.080	Per ADM Amounts:	\$7,198	\$285	\$906	\$8,389
Patagonia Montessori Elementary School	128725000	\$204,790	\$12,296	\$0	\$217,086
Total Attending ADM: 24.590	Per ADM Amounts:	\$8,328	\$500	\$0	\$8,828
Pinnacle Education-Kino, Inc.	128701000	\$421,174	\$26,555	\$0	\$447,729
Total Attending ADM: 92.667	Per ADM Amounts:	\$4,545	\$287	\$0	\$4,832
Santa Cruz Valley Opportunities in Education, Inc.	128726000	\$471,990	\$22,196	\$21,187	\$515,373
Total Attending ADM: 42.257	Per ADM Amounts:	\$11,170	\$525	\$501	\$12,196
Santa Cruz Totals		\$2,725,197	\$125,553	\$225,995	\$3,076,745
Total Attending ADM: 385.594	Per ADM Amounts:	\$7,068	\$326	\$586	\$7,979

Expenditures by Project for Charter Schools		General Projects	CSP & IIP	State & Federal Projects	Total Project Expenditures
Yavapai County					
A Center for Creative Education	138761000	\$443,848	\$33,473	\$7,220	\$484,541
Total Attending ADM: 65.584	Per ADM Amounts:	\$6,768	\$510	\$110	\$7,388
Acorn Montessori Charter School	138760000	\$2,532,313	\$175,642	\$180,991	\$2,888,946
Total Attending ADM: 406.907	Per ADM Amounts:	\$6,223	\$432	\$445	\$7,100
American Heritage Academy	138754000	\$3,168,953	\$202,527	\$89,063	\$3,460,543
Total Attending ADM: 427.712	Per ADM Amounts:	\$7,409	\$474	\$208	\$8,091
Arizona Agribusiness & Equine Center, Inc.	138785000	\$1,371,583	\$109,330	\$44,484	\$1,525,397
Total Attending ADM: 207.485	Per ADM Amounts:	\$6,611	\$527	\$214	\$7,352
BASIS Schools, Inc.	138786000	\$5,120,127	\$303,683	\$71,940	\$5,495,750
Total Attending ADM: 718.752	Per ADM Amounts:	\$7,124	\$423	\$100	\$7,646
Camp Verde Unified School District dba South	138771000	\$523,023	\$19,021	\$8,769	\$550,813
Total Attending ADM: 66.507	Per ADM Amounts:	\$7,864	\$286	\$132	\$8,282
Compass Points International, Inc	138501000	\$1,325,117	\$77,238	\$25,739	\$1,428,094
Total Attending ADM: 169.522	Per ADM Amounts:	\$7,817	\$456	\$152	\$8,424
Desert Star Community School, Inc.	138714000	\$1,120,803	\$80,308	\$59,941	\$1,261,052
Total Attending ADM: 169.159	Per ADM Amounts:	\$6,626	\$475	\$354	\$7,455
Edkey, Inc. - Sequoia Ranch School	138705000	\$4,676,402	\$218,834	\$539,286	\$5,434,522
Total Attending ADM: 431.502	Per ADM Amounts:	\$10,837	\$507	\$1,250	\$12,594
Franklin Phonetic Primary School, Inc.	138751000	\$3,091,540	\$147,864	\$323,166	\$3,562,570
Total Attending ADM: 438.357	Per ADM Amounts:	\$7,053	\$337	\$737	\$8,127
Kestrel Schools, Inc.	138759000	\$139,138	\$26,797	\$25,403	\$191,338
Total Attending ADM: 34.212	Per ADM Amounts:	\$4,067	\$783	\$743	\$5,593
La Tierra Community School, Inc	138503000	\$668,888	\$38,114	\$35,667	\$742,669
Total Attending ADM: 85.355	Per ADM Amounts:	\$7,837	\$447	\$418	\$8,701
Mary Ellen Halvorson Educational Foundation. dba:	138757000	\$1,459,613	\$150,078	\$0	\$1,609,691
Total Attending ADM: 217.625	Per ADM Amounts:	\$6,707	\$690	\$0	\$7,397
Mingus Springs Charter School	138712000	\$1,087,327	\$59,847	\$85,636	\$1,232,810
Total Attending ADM: 161.827	Per ADM Amounts:	\$6,719	\$370	\$529	\$7,618
Mountain Oak Charter School, Inc.	138768000	\$1,000,197	\$58,034	\$38,427	\$1,096,658
Total Attending ADM: 134.340	Per ADM Amounts:	\$7,445	\$432	\$286	\$8,163
PACE Preparatory Academy, Inc.	138758000	\$750,435	\$40,272	\$36,282	\$826,989
Total Attending ADM: 97.700	Per ADM Amounts:	\$7,681	\$412	\$371	\$8,465
Painted Pony Ranch Charter School	138756000	\$648,035	\$51,385	\$8,709	\$708,129
Total Attending ADM: 97.721	Per ADM Amounts:	\$6,631	\$526	\$89	\$7,246
Park View School, Inc.	138755000	\$1,640,364	\$102,527	\$150,167	\$1,893,058
Total Attending ADM: 180.801	Per ADM Amounts:	\$9,073	\$567	\$831	\$10,470
Prescott Valley Charter School	078516000	\$1,802,291	\$245,519	\$167,694	\$2,215,504
Total Attending ADM: 276.540	Per ADM Amounts:	\$6,517	\$888	\$606	\$8,012
Sedona Charter School, Inc.	138708000	\$1,135,406	\$73,960	\$59,713	\$1,269,079
Total Attending ADM: 142.422	Per ADM Amounts:	\$7,972	\$519	\$419	\$8,911
Skyview School, Inc.	138752000	\$1,551,534	\$119,989	\$66,278	\$1,737,801
Total Attending ADM: 196.489	Per ADM Amounts:	\$7,896	\$611	\$337	\$8,844
Yavapai Totals		\$35,256,937	\$2,334,442	\$2,024,575	\$39,615,954
Total Attending ADM: 4,726.519	Per ADM Amounts:	\$7,459	\$494	\$428	\$8,382

Expenditures by Project for Charter Schools

General
Projects

CSP & IIP

State &
Federal
ProjectsTotal Project
Expenditures

Yuma County

Az-Tec High School	148757000	\$871,507	\$34,888	\$0	\$906,395
Total Attending ADM: 128.665	Per ADM Amounts:	\$6,773	\$271	\$0	\$7,045
Carpe Diem Collegiate High School	148761000	\$1,444,984	\$96,010	\$93,996	\$1,634,990
Total Attending ADM: 146.579	Per ADM Amounts:	\$9,858	\$655	\$641	\$11,154
Harvest Power Community Development Group, Inc.	148760000	\$11,034,351	\$811,488	\$671,926	\$12,517,765
Total Attending ADM: 1,635.837	Per ADM Amounts:	\$6,745	\$496	\$411	\$7,652
Juniper Tree Academy	148759000	\$4,920,444	\$328,420	\$393,558	\$5,642,422
Total Attending ADM: 560.930	Per ADM Amounts:	\$8,772	\$585	\$702	\$10,059
Yuma Private Industry Council, Inc.	148758000	\$866,798	\$69,435	\$0	\$936,233
Total Attending ADM: 89.603	Per ADM Amounts:	\$9,674	\$775	\$0	\$10,449
Yuma Totals		\$19,138,084	\$1,340,241	\$1,159,480	\$21,637,805
Total Attending ADM: 2,561.614	Per ADM Amounts:	\$7,471	\$523	\$453	\$8,447

Expenditures by Project for Charter Schools		General Projects	CSP & IIP	State & Federal Projects	Total Project Expenditures
State Totals		\$1,172,760,103	\$74,466,281	\$77,478,637	\$1,324,705,021
Total Attending ADM: 164,351.394	Per ADM Amounts:	\$7,136	\$453	\$471	\$8,060