

ADE School Finance

OIE Policy & Program Updates for Indigenous Stakeholders

November 15, 2021

Charlie Martin

Deputy Associate Superintendent



Kathy Hoffman
Superintendent of Public Instruction

Agenda

- **Average Daily Membership (ADM) Overview**
- **Statewide ADM Update**
- **ADM for OIE Districts and Charters**
- **Payment Reports**



Average Daily Membership (ADM)

- **State funding is determined primarily by Average Daily Membership (ADM)**
- **Average Daily Membership (ADM) is primarily a measure of days of student enrollment**
 - **A student that is enrolled for 50 of the first 100 days will generally generate 0.5 ADM**
 - **A student that is enrolled for 100 of the first 100 days will generally generate 1.0 ADM**
- **Less often, ADM is a measure of participation in instruction**
 - **Arizona Online Instruction (AOI)**
 - **Dropout Recovery Programs (DRP)**



ADM Update

Average Daily Membership - Regular, SPED, ELL

	FY 2022 11/2/2021	FY 2021 11/2/2020	% Change This Time Last Year
Regular ADM	1,094,465	1,075,426	1.8%
SPED ADM	126,638	126,655	0.0%
ELL ADM	71,636	67,788	5.7%



ADM Update

Average Daily Membership - Regular, SPED, ELL

	FY 2022 11/2/2021	FY 2021 Final	% Change Final FY 21
Regular ADM	1,094,465	1,080,217	1.3%
SPED ADM	126,638	130,559	-3.0%
ELL ADM	71,636	70,444	1.7%



ADM Update

Regular ADM by Grade Level

	FY 2022 11/2/2021	FY 2021 11/2/2020	% Change This Time Last Year
PSD	3,657	3,832	-4.6%
K	39,535	36,158	9.3%
1	78,459	79,393	-1.2%
2	81,692	79,158	3.2%
3	81,512	79,605	2.4%
4	81,360	80,399	1.2%
5	82,498	81,670	1.0%
6	83,526	85,526	-2.3%
7	87,345	89,278	-2.2%
8	90,998	89,720	1.4%
9	93,890	89,462	4.9%
10	98,165	95,297	3.0%
11	94,897	91,828	3.3%
12	96,597	93,803	3.0%
UE	334	297	12.5%
Total	1,094,465	1,075,426	1.8%



ADM Update

Regular ADM by Grade Level

	FY 2022 11/2/2021	FY 2021 Final	% Change Final FY 21
PSD	3,657	4,075	-10.3%
K	39,535	36,461	8.4%
1	78,459	79,983	-1.9%
2	81,692	79,637	2.6%
3	81,512	80,036	1.8%
4	81,360	80,823	0.7%
5	82,498	82,142	0.4%
6	83,526	85,995	-2.9%
7	87,345	89,669	-2.6%
8	90,998	90,133	1.0%
9	93,890	89,660	4.7%
10	98,165	95,850	2.4%
11	94,897	92,044	3.1%
12	96,597	93,198	3.6%
UE	334	511	-34.6%
Total	1,094,465	1,080,217	1.3%



ADM Update

Regular ADM by Entity Type

	FY 2022 11/2/2021	FY 2021 11/2/2020	% Change This Time Last Year
District	877,636	858,125	2.3%
Charter	216,829	217,301	-0.2%
Total	1,094,465	1,075,426	1.8%



ADM Update

Regular ADM by Entity Type

	FY 2022 11/2/2021	FY 2021 Final	% Change Final FY 21
District	877,636	859,621	2.1%
Charter	216,829	220,595	-1.7%
Total	1,094,465	1,080,217	1.3%



OIE Districts and Charters

District/Charter	Final FY 2021 ADM	Current ADM (11/2)	% Change
Akimel O Otham Pee Posh Charter School, Inc.	12	16	27.3%
Akimel O'Otham Pee Posh Charter School, Inc.	7	8	20.0%
Baboquivari Unified School District #40	911	974	6.9%
Cedar Unified District	100	114	13.8%
Chinle Unified District	3,063	2,614	-14.7%
Coconino County Accommodation School District	72	103	42.0%
Flagstaff Unified District	8,442	8,663	2.6%
Ganado Unified School District	1,214	1,123	-7.5%
Holbrook Unified District	1,739	1,707	-1.8%
Kayenta Unified School District #27	1,551	1,578	1.8%
McNary Elementary District	154	145	-5.8%
Parker Unified School District	1,619	1,656	2.3%

District/Charter	Final FY 2021 ADM	Current ADM (11/2)	% Change
Peach Springs Unified District	208	124	-40.7%
Pillar Charter School	29	26	-11.9%
Pinon Unified District	937	906	-3.3%
Red Mesa Unified District	409	444	8.4%
Sacaton Elementary District	522	455	-13.0%
San Carlos Unified District	1,321	1,314	-0.5%
Sanders Unified District	580	579	-0.1%
Skyline Gila River Schools, LLC	246	230	-6.4%
Skyline Schools, Inc.	168	183	8.9%
Tuba City Unified School District #15	1,295	1,462	12.9%
Whiteriver Unified District	2,015	2,201	9.3%
Window Rock Unified District	1,713	1,611	-6.0%



Payment Reports


- Payment reports show how ADM translates to annual funding and monthly payments for districts and charters
- School Finance implemented a new payment system this year
- District and charter payment and ADM reports are now located at:
 - <https://schoolfinancereports.azed.gov/>
- Reports for FY 2021 and earlier are available at:
 - <http://www.ade.az.gov/Districts/EntitySelection.asp>




New Payment Reports (FY 2022)

Local Education Agency Reports

Fiscal Year

2022 

Local Education Agency

Mesa Unified District (4235) 

[View Reports](#)

ADM Reports

November  

October  

September  

School District Reports

BSA-55 Report:

November  

October  

September  

August  

BSA-64 Report:

November  

October  

September  

August  

Kayenta Unified School District #27 (4396)
Basic Calculations For Equalization Assistance

AzEDS Execution Date: 10/05/2021 8:36PM

ADM Value Used: FY 2022 100th Day Membership

Is Small Isolated School District: Not Isolated

Apportionment Date: 11/01/2021

Grade Levels	Non-AOI ADM	AOI-FT ADM	AOI-PT ADM	Support Level Weight	Non-AOI Weighted ADM	AOI-FT Weighted ADM	AOI-PT Weighted ADM
PSD	2.9050	0.0000	0.0000	1.4500	4.2123	0.0000	0.0000
K-8,UE	921.8400	0.0000	0.0000	1.1580	1,067.4907	0.0000	0.0000
9-12	650.3478	0.0000	0.0000	1.2680	824.6410	0.0000	0.0000
Regular Education Unweighted ADM	1,575.0928	0.0000	0.0000				
Total of Unweighted ADM			1,575.0928				
Regular Education Weighted ADM					1,896.3440	0.0000	0.0000
Total of Weighted ADM							1,896.3440

Add Ons	Non-AOI ADM	AOI-FT ADM	AOI-PT ADM	Support Level Weight	Non-AOI Weighted ADM	AOI-FT Weighted ADM	AOI-PT Weighted ADM
ELL	1.3650	0.0000	0.0000	0.1150	0.1570	0.0000	0.0000
K-3	337.2800	0.0000	0.0000	0.0600	20.2368	0.0000	0.0000
K-3 (Reading)	0.0000	0.0000	0.0000	0.0400	0.0000	0.0000	0.0000
HI	1.0000	0.0000	0.0000	4.7710	4.7710	0.0000	0.0000
MD-R,A-R,SID-R	10.0000	0.0000	0.0000	6.0240	60.2400	0.0000	0.0000
MD-SC,A-SC,SID-SC	4.5000	0.0000	0.0000	5.9880	26.9460	0.0000	0.0000
MD-SSI	2.0000	0.0000	0.0000	7.9470	15.8940	0.0000	0.0000
OI-R	0.0000	0.0000	0.0000	3.1580	0.0000	0.0000	0.0000
OI-SC	2.0000	0.0000	0.0000	6.7730	13.5460	0.0000	0.0000
P-SD	0.5000	0.0000	0.0000	3.5950	1.7975	0.0000	0.0000
DD,ED,MIID,SLD,SLI,OHI	179.8300	0.0000	0.0000	0.0930	16.7242	0.0000	0.0000
ED-P	0.0000	0.0000	0.0000	4.8220	0.0000	0.0000	0.0000
MOID	1.0000	0.0000	0.0000	4.4210	4.4210	0.0000	0.0000
VI	0.0000	0.0000	0.0000	4.8060	0.0000	0.0000	0.0000
Group B - Add On Unweighted ADM	539.4750	0.0000	0.0000				
Total Unweighted Group B Add On			539.4750				
Group B - Add On Weighted ADM					164.7335	0.0000	0.0000
Total Weighted Group B Add On							164.7335

Kayenta Unified School District #27 (4396)
Basic Calculations For Equalization Assistance

AzEDS Execution Date: 10/05/2021 8:36PM

ADM Value Used: FY 2022 100th Day Membership

Is Small Isolated School District: Not Isolated

Apportionment Date: 11/01/2021

Calculation For Base Support Level

		Non-AOI ADM		AOI-FT ADM		AOI-PT ADM
Regular Education Weighted ADM		1,896.3440		0.0000		0.0000
Group B - Add On Weighted ADM	+	164.7335	+	0.0000	+	0.0000
Total ADM	=	2,061.0774	=	0.0000	=	0.0000
AOI Funding Factor	x	1.0000	x	0.9500	x	0.8500
Weighted ADM	=	2,061.0774	=	0.0000	=	0.0000

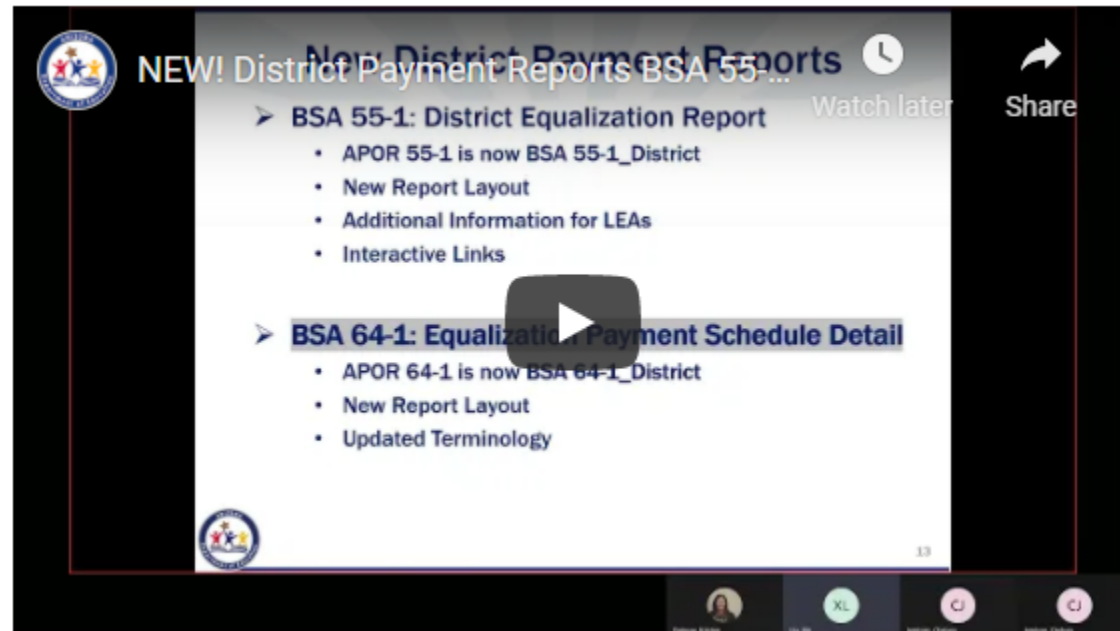
Total Weighted ADM						2,061.077445
Base Level Amount (FY22)						\$4,445.53
Total Weighted ADM x Base Level Amount					x	<u>\$9,162,581.62</u>
Calculated Teachers Experience Index (FY21)	1.0388					
Applied Teachers Experience Index (FY22)						1.0388
<i>(1.0000 or Calculated Teachers Experience Index)</i>					x	<u>1.0388</u>
Pre-Adjusted Base Support Level						\$9,518,089.78
Base Support Level Adjustments						
Audit Service Expense	+ \$22,465.00					
Total Base Support Level Adjustments						\$22,465.00
Adjusted Base Support Level						\$9,540,554.78



New Payment Reports (FY 2022)

Training videos on our website explain the new BSA55 and BSA64 reports:

<https://www.azed.gov/finance/training-videos>



The screenshot shows a video player interface. The video title is "NEW! District Payment Reports BSA 55...". The slide content is as follows:

- BSA 55-1: District Equalization Report**
 - APOR 55-1 is now BSA 55-1_District
 - New Report Layout
 - Additional Information for LEAs
 - Interactive Links
- BSA 64-1: Equalization Payment Schedule Detail**
 - APOR 64-1 is now BSA 64-1_District
 - New Report Layout
 - Updated Terminology

The video player includes a play button in the center, a "Watch later" button, and a "Share" button. The Arizona Department of Education logo is visible in the bottom left corner of the video frame.

Contact Us

School Finance

- (602) 542-5695
- SchoolFinance@azed.gov
- <http://www.azed.gov/finance/>

SF Account Analysts Phone Option 3

- <http://helpdeskexternal.azed.gov>
 - Student Data
 - School District Employee Report
 - Instructional Calendars
 - Transportation Reporting
 - 915s

SF Payments Team Phone Option 1

- SFPaymentTeam@azed.gov
 - BSA District
 - BSA Charter
 - CSF
 - IIF

SF Budget Team Phone Option 2

- SFBudgetTeam@azed.gov
 - Expenditure Budgets
 - Annual Financial Reports
 - BUDG25, BUDG75, BUDGAGD

