



OCTOBER 1 DATA COLLECTION

Exceptional Student Services (ESS)

Phase I – Verification Step 2: Counting Your Students

Presented by Adam Zogut

ADEConnect – ODC Application



ARIZONA DEPARTMENT
OF EDUCATION

SY 2021-2022

Students & Families

Educators

Administrators

Programs & Supports

About ADE

ADEConnect



Or SIS



Explore Certification &
Career



Review Academic
Standards



Search Arizona's Schools

ESS October 1 Data Collection Application Demo - Homepage



2021-2022

Remaining Minutes: 20

Home Data Entry▾ Reports Help Welcome, Signer , Coyote State ▾

(16-02-56-000) Mt Humphrey Unified District - 4153

Phase	Due Date	Status
Phase 1: Personnel and Verification	11/15/2021 5:00 AM	Due in 48 days
Phase 2: Reconciliation	TBD	
Phase 3: Non-Reconciliation	05/25/2022 5:00 PM	Not started

Phase 1 Countdown:

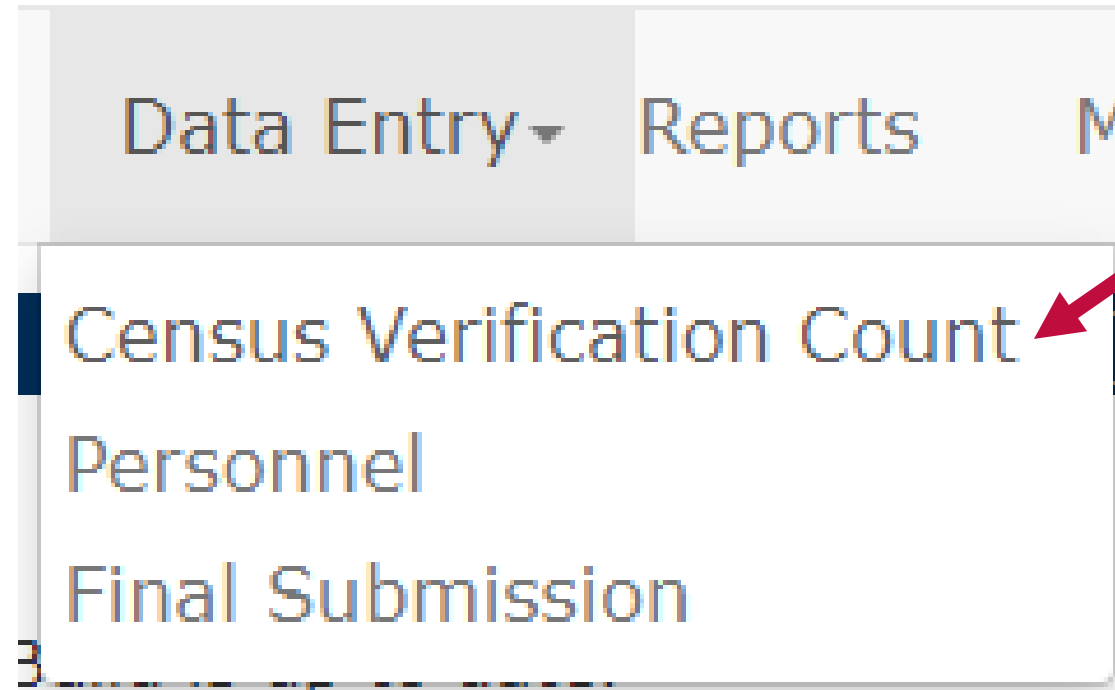
48:06:08:10
DD HH MM SS

Contact Info

ESS Data Management
1535 W. Jefferson Street
Bin #24
Phoenix, AZ 85007
Phone: 602-542-3962
Fax: 602-364-1999
essdatamgmt@azed.gov



Submit your student count



ODC Count Verification



2021-2022

Remaining Minutes: 20

[Home](#) [Data Entry](#) [Reports](#) [Help](#) [Welcome, Signer , Coyote State](#)

(16-02-56-000) Mt Humphrey Unified District - 4153

Census Verification Count

The verification count submission should reflect the number of students with disabilities who were ages 3–21 with current evaluations, Individual Education Programs (IEPs) or Individual Service Plans (ISPs), and were receiving special education (SPED) services in your public education agency (PEA) on October 1 of the current reporting year. Students whose re-evaluations and/or IEP reviews were past due should be included, as long as these students continued to receive services on October 1.

ADE reports October 1 SPED counts that are extracted from AzEDS to the Office of Special Education Programs (OSEP) in Washington, D.C., therefore it is imperative that PEAs ensure that final counts extracted from AzEDS during Phase II (reconciliation) match the counts as verified in the verification count submission.

The final extracted count is used to determine base funding for all PEAs, and adjustments for new or expanding charter schools for Federal Part B allocations under the Individuals with Disabilities Act (IDEA).

Please see Verification and Reconciliation Instructions for complete details.

Special education students served on October 1, 2020 Required for districts, charter schools, secure care facilities, and state institutions

Total number of 3-21 year old students:

Note: This count is applicable to all PEAs and should include all students enrolled in Preschool through grade 12 receiving special education and related services over the October 1 child count date.

0



Enter/Submit Count



2021-2022

Remaining Minutes: 20

[Home](#) [Data Entry](#) [Reports](#) [Help](#) [Welcome, Signer , Coyote State](#) ▾

(16-02-56-000) Mt Humphrey Unified District - 4153

Census Verification Count

The verification count submission should reflect the number of students with disabilities who were ages 3–21 with current evaluations, Individual Education Programs (IEPs) or Individual Service Plans (ISPs), and were receiving special education (SPED) services in your public education agency (PEA) on October 1 of the current reporting year. Students whose re-evaluations and/or IEP reviews were past due should be included, as long as these students continued to receive services on October 1.

ADE reports October 1 SPED counts that are extracted from AzEDS to the Office of Special Education Programs (OSEP) in Washington, D.C., therefore it is imperative that PEAs ensure that final counts extracted from AzEDS during Phase II (reconciliation) match the counts as verified in the verification count submission.

The final extracted count is used to determine base funding for all PEAs, and adjustments for new or expanding charter schools for Federal Part B allocations under the Individuals with Disabilities Act (IDEA).

Please see Verification and Reconciliation Instructions for complete details.

Special education students served on October 1, 2020 Required for districts, charter schools, secure care facilities, and state institutions

Total number of 3-21 year old students:

Note: This count is applicable to all PEAs and should include all students enrolled in Preschool through grade 12 receiving special education and related services over the October 1 child count date.

260



Save

Cancel

Confirmation



2021-2022

Remaining Minutes: 20

Home Data Entry▾ Reports Help Welcome, Signer , Coyote State ▾

(16-02-56-000) Mt Humphrey Unified District - 4153

censustrainingaps.azurewebsites.net says

Are you sure you want to submit the counts ?

OK

Cancel

The verification count submission should reflect the number of students who were receiving special education (SPED) services as of October 1, 2020. Students whose re-evaluations and/or IEP reviews were past due should be included, as long as they were receiving services as of October 1, 2020.

Individual Education Programs (IEPs) or Individual Service Plans (ISPs) for the 2020-2021 school year. Students whose re-evaluations and/or IEP reviews were past due should be included, as long as they were receiving services as of October 1, 2020.

ADE reports October 1 SPED counts that are extracted from AzEDS during Phase II (reconciliation) match the counts as verified in the verification count submission.

Therefore, it is imperative that PEAs ensure that final counts extracted from AzEDS during Phase II (reconciliation) match the counts as verified in the verification count submission.

The final extracted count is used to determine base funding for all PEAs, and adjustments for new or expanding charter schools for Federal Part B allocations under the Individuals with Disabilities Act (IDEA).

Please see Verification and Reconciliation Instructions for complete details.

Special education students served on October 1, 2020
Required for districts, charter schools, secure care facilities, and state institutions

Total number of 3-21 year old students:

Note: This count is applicable to all PEAs and should include all students enrolled in Preschool through grade 12 receiving special education and related services over the October 1 child count date.

260



Verify Count



2021-2022

Remaining Minutes: 20

[Home](#) [Data Entry](#) [Reports](#) [Help](#) [Welcome, Signer , Coyote State](#) ▾

(16-02-56-000) Mt Humphrey Unified District - 4153

Census Verification Count

Please inform the Special Education Director, Business Manager, or Superintendent/Charter School Administrator/PEA Administrator that the ESS Census Verification Count is ready for their electronic signature. This individual must be authorized to sign on of this data collection requirement and will need access to the ESS Census Verification application as an LEA Signer.

Data saved

- ▶ **LEA Signer will receive email notification**
 - ▶ **If there is no LEA signer**
 - ▶ **Contact your entity administrator to have the SPED Director, Business Manager, or PEA Administrator assigned to this role**
- ▶ **To complete step 2, an electronic signature is required**



Personnel Counts

Fully Certified vs Not Fully Certified



How do I Calculate FTE?

- Full-time employees are reported as 1.0 FTE.
- Part-time employees are reported according to the amount of time they work.
- FTE can be calculated by day, week, month, or even year.

For example, a half-time employee is reported as 0.5 FTE and a quarter-time employee is reported as 0.25 FTE. A part-time resource room teacher working 4 hours per day (in a 6-hour school day) would be $4 / 6 = .67$. Up to 2 decimal places may be used.

Personnel Resources

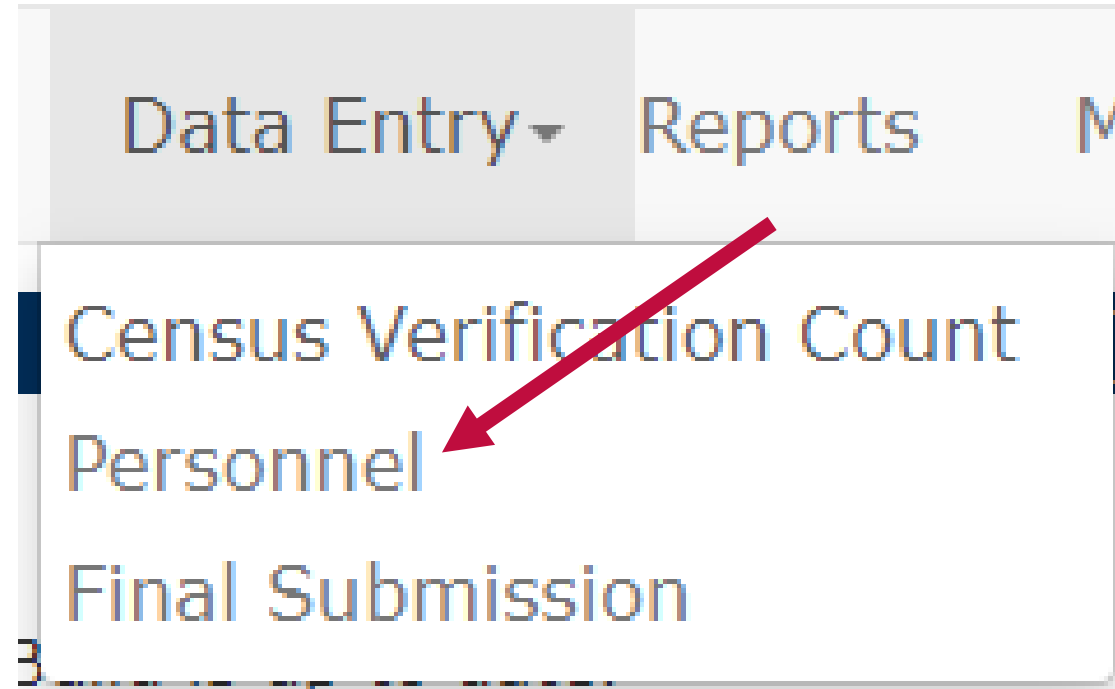
Instructions for Personnel

<https://www.azed.gov/sites/default/files/2021/07/Oct.%201%20Data%20Collection%20%20Technical%20Assistance%20Manual%2007.2021.pdf#Personnel>

FAQ: Personnel

<https://www.azed.gov/sites/default/files/2021/07/Oct.%201%20Data%20Collection%20%20Technical%20Assistance%20Manual%2007.2021.pdf#PersonnelFAQS>

Submitting your Personnel Count



ODC Personnel Count

(16-02-56-000) Mt Humphrey Unified District - 4153

Personnel

Provide the number of full-time equivalent (FTE) personnel employed and contracted to provide special education and related services to students with disabilities ages 3–21 on or about October 1 of the reporting year, regardless of funding source (i.e., Part B of IDEA, State, or local). Please see Personnel instructions for complete details.

Section A - Teachers

Enter whole or decimal values. For zeroes, leave boxes empty or enter zero.

	Fully Certified	Not Fully Certified	Total
Special Education Teachers for Ages 3-5 (Preschool only)			0.00
Special Education Teachers for Ages 5-21 (Grades K-12 only)			0.00
Total	0.00	0.00	0.00

Section B - Paraprofessionals

Enter whole or decimal values. For zeroes, leave boxes empty or enter zero.

	Qualified	Not Qualified	Total
Special Education Paraprofessionals for Ages 3-5 (Preschool only)			0.00
Special Education Paraprofessionals for Ages 5-21 (Grades K-12 only)			0.00
Total	0.00	0.00	0.00

Section C - Related Service Providers

Enter whole or decimal values. For zeroes, leave boxes empty or enter zero.

	Fully Certified	Not Fully Certified	Total
Audiologists			0.00
Speech-Language Specialists			0.00
Interpreters			0.00
Psychologists			0.00
Occupational Therapists			0.00
Physical Therapists			0.00
Physical Education Teachers, and Recreational and Therapeutic Recreation Specialists			0.00
Social Workers			0.00
Medical/Nursing Staff			0.00
Counselors and Rehabilitation Counselors			0.00
Orientation and Mobility Specialists			0.00
Total	0.00	0.00	0.00



Save

Cancel

ODC Personnel Count

(16-02-56-000) Mt Humphrey Unified District - 4153

Provide the number of full-time equivalent personnel for each category as of October 1 of the reporting year, regardless of whether they are currently employed.

Provide the number of full-time equivalent personnel for each category as of October 1 of the reporting year, regardless of whether they are currently employed.

censustrainingaps.azurewebsites.net says

Are you sure you want to submit the counts ?

OK

Cancel

Enter whole or decimal values. For zero, enter 0.00.

			Total
Special Education Teachers for Ages 3-5 (Preschool only)	8.00	4.00	12.00
Special Education Teachers for Ages 5-21 (Grades K-12 only)	55.00	35.00	90.00
Total	63.00	39.00	102.00

Section B - Paraprofessionals

Enter whole or decimal values. For zeroes, leave boxes empty or enter zero.

	Qualified	Not Qualified	Total
Special Education Paraprofessionals for Ages 3-5 (Preschool only)	25.00	5.00	30.00
Special Education Paraprofessionals for Ages 5-21 (Grades K-12 only)	40.00	22.00	62.00
Total	65.00	27.00	92.00

Section C - Related Service Providers

Enter whole or decimal values. For zeroes, leave boxes empty or enter zero.

	Fully Certified	Not Fully Certified	Total
Audiologists	5.00	3.00	8.00
Speech-Language Specialists	5.00	3.00	8.00
Interpreters	5.00	3.00	8.00
Psychologists	5.00	3.00	8.00
Occupational Therapists	5.00	3.00	8.00
Physical Therapists	5.00	3.00	8.00
Physical Education Teachers, and Recreational and Therapeutic Recreation Specialists	5.00	3.00	8.00
Social Workers	5.00	3.00	8.00
Medical/Nursing Staff	5.00	3.00	8.00
Counselors and Rehabilitation Counselors	5.00	3.00	8.00
Orientation and Mobility Specialists	5.00	3.00	8.00
Total	55.00	33.00	88.00

Save

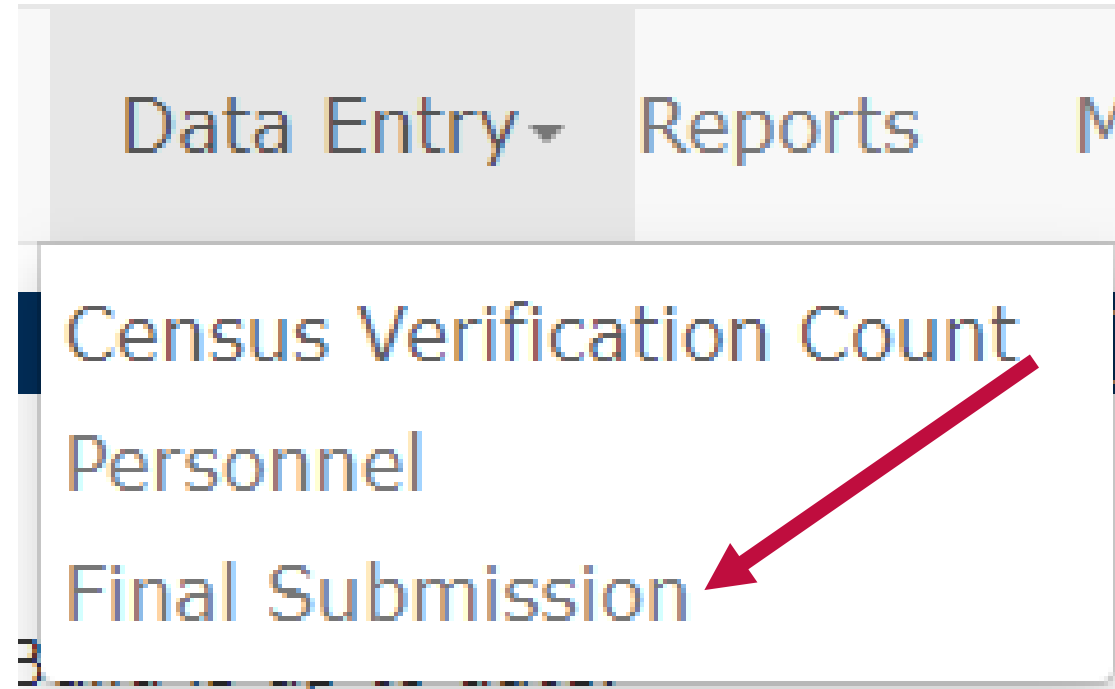
Cancel

Verification Count

Verification

- ▶ **Verify Count – LEA Signers ONLY**
 - ▶ **Review your count**
 - ▶ Use the [October 1 Checklist](#):
 - ▶ **PEAs no longer counting ASDB Students attending ASDB campuses or Leased-Spaced Programs, unless fee-for-service or regional co-op**
 - ▶ [ODC Manual – ASDB Guidance](#)
 - ▶ **Revise count (if needed)**
 - ▶ **Verify with Electronic Signature**

Final Submission



Review & Electronic Signature

(16-02-56-000) Mt Humphrey Unified District - 4153

Final Submission

Data Entry Status

Description	Status	Last Modified On	Last Modified By
Count Verification Data Entry	Complete	10/19/2020 11:44 AM	ESSCensusLEA3Signer@test.com
Personnel	Complete	10/19/2020 12:19 PM	ESSCensusLEA3Signer@test.com

Signature Status

Description	Status	Last Modified On	Last Modified By
Current Status	Awaiting Signature	N/D	

LEA Signer Review

Count Verification Data Details

The verification count submission should reflect the number of students with disabilities who were ages 3–21 with current evaluations, Individual Education Programs (IEPs) or Individual Service Plans (ISPs), and were receiving special education (SPED) services in your public education agency (PEA) on October 1 of the current reporting year. Students whose re-evaluations and/or IEP reviews were past due should be included, as long as these students continued to receive services on October 1.

ADE reports October 1 SPED counts that are extracted from AzEDS to the Office of Special Education Programs (OSEP) in Washington, D.C., therefore it is imperative that PEAs ensure that final counts extracted from AzEDS during Phase II (reconciliation) match the counts as verified in the verification count submission.

The final extracted count is used to determine base funding for all PEAs, and adjustments for new or expanding charter schools for Federal Part B allocations under the Individuals with Disabilities Act (IDEA).

Please see Verification and Reconciliation Instructions for complete details.

Based upon the verification counts submitted, the first box displays the total number of students with disabilities, ages 3-21, and the second, third, fourth boxes display parentally placed private school student counts, ages 3-21 and 3-5. This count should include home schooled students.

Verification Description	Value	Last Modified On
SPED07 count		
Total number of 3-21 year old Special Education students	260	
Total enrollment of parentally-placed students in private non-profit institutional day schools, residential schools, or are homeschooled (ages 3-21)	0	
Number of parentally-placed eligible students with disabilities in private non-profit institutional day schools, residential schools, or are homeschooled (ages 3-21)	0	
Number of parentally-placed eligible students with disabilities in private non-profit institutional day schools, residential schools, or are homeschooled (ages 3-5)	0	

Personnel Data Details

Section A: Teachers

Personnel Type	Fully Certified	Not Fully Certified	Total
Special Education Teachers for Ages 3-5 (Preschool only)	8.00	4.00	12.00
Special Education Teachers for Ages 5-21 (Grades K-12 only)	55.00	35.00	90.00
Total	63.00	39.00	102.00

Section B: Paraprofessionals

Personnel Type	Qualified	Not Qualified	Total
Special Education Paraprofessionals for Ages 3-5 (Preschool only)	25.00	5.00	30.00
Special Education Paraprofessionals for Ages 5-21 (Grades K-12 only)	40.00	22.00	62.00
Total	65.00	27.00	92.00

Section C: Related Service Providers

Personnel Type	Fully Certified	Not Fully Certified	Total
Audiologists	5.00	3.00	8.00
Speech-Language Pathologists	5.00	3.00	8.00
Interpreters	5.00	3.00	8.00
Psychologists	5.00	3.00	8.00
Occupational Therapists	5.00	3.00	8.00
Physical Therapists	5.00	3.00	8.00
Physical Education Teachers, and Recreational and Therapeutic Recreation Specialists	5.00	3.00	8.00
Social Workers	5.00	3.00	8.00
Medical/Nursing Staff	5.00	3.00	8.00
Counselors and Rehabilitation Counselors	5.00	3.00	8.00
Orientation and Mobility Specialists	5.00	3.00	8.00
Total	55.00	33.00	88.00

LEA Signer Review

Personnel Year-to-Year Change Report

[Click here to access the Personnel Year-to-Year Report](#)

Personnel
the differ

censustrainingaps.azurewebsites.net says

Thank you. Your comments have been saved.

OK

There wa



By checking this box and submitting your comments, you certify that you have:

Reviewed the Personnel Year-to-Year Report, researched the flagged categories that contributed to the comments provided, and will commit to increased data validation efforts.

Save Personnel Data Comments

Certify Data

LEA Signer Review

Personnel Year-to-Year Change Report

[Click here to access the Personnel Year-to-Year Report](#)

Personnel categories marked with an asterisk (*) have been flagged for comment. Please provide an explanation of the difference in count(s) between the current and prior year data submissions. Required for flagged items only.

(Max. # characters: 1500)

There was a surge in students enrolling this year, requiring the need for extra personnel staff.

☒ By checking this box and submitting your comments, you certify that you have:

Reviewed the Personnel Year-to-Year Report, researched the flagged categories that contributed to the comments provided, and will commit to increased data validation efforts.

Save Personnel Data Comments

Certify Data

Submit to ADE



2021-2022

Remaining Minutes: 20

Home Data Entry▼ Reports Help Welcome, Signer , Coyote State ▼

(16-02-56-000) Mt Humphrey Unified District - 4153

Special Education Count Verification

Failure to return the verification count report by the due date may result in an interruption of your federal funds and may impact your PEA Determination.

☐ By checking this box and submitting your electronic signature, you certify that you have:

- ✓ Read and understand the Special Education Census Verification process and verified the total number count of SPED students served over October 1 as displayed on the Final Submission page.
- ✓ Read and understand the Personnel instructions, including FTE calculations, and verified the total FTE counts in sections A, B, C as displayed on the Final Submission page.
- ✓ Reviewed and entered required comments in response to the flagged categories in the Personnel Year-to-Year Review as displayed on the Final Submission page..

Your electronic signature is considered an electronic record with legal effect, validity and enforceability, as defined in S.2107 of the Government Paperwork Elimination Act.

Signer's Title

-- Choose One --

* Signature must be from one of the following: SPED Director, Business Manager, or Superintendent / Charter School Director / CEO.

Submit to ADE



Submit to ADE

(16-02-56-000) Mt. Humboldt Unified District - 4152

censustrainingaps.azurewebsites.net says

Are you sure you want to submit the data to ADE ?

OK

Cancel

Failure to return the verification count report by the due date

may impact your PEA Determination.

☒ By checking this box and submitting your electronic signature, you

- ✓ Read and understand the Special Education Census Verification process and verified the total number count of SPED students served over October 1 as displayed on the Final Submission page.
- ✓ Read and understand the Personnel instructions, including FTE calculations, and verified the total FTE counts in sections A, B, C as displayed on the Final Submission page.
- ✓ Reviewed and entered required comments in response to the flagged categories in the Personnel Year-to-Year Review as displayed on the Final Submission page..

Your electronic signature is considered an electronic record with legal effect, validity and enforceability, as defined in S.2107 of the Government Paperwork Elimination Act.

Signer's Title

Special Education Director ▾

* Signature must be from one of the following: SPED Director, Business Manager, or Superintendent / Charter School Director / CEO.

Submit to ADE

Congratulations – Completed Phase I



2021-2022

Remaining Minutes: 20

[Home](#) [Data Entry](#) [Reports](#) [Help](#) [Welcome, Signer , Coyote State](#)

(16-02-56-000) Mt Humphrey Unified District - 4153

Oct 1 Data Collection Status

Status: Submitted to ADE

Date: Tuesday, October 19, 2021

Congratulations! You have successfully submitted your Oct 1 Data.



Optional: Print Verification Count Report



2021-2022

Remaining Minutes: 20

Home Data Entry- **Reports** Help Welcome, Signer , Coyote State ▾

(16-02-56-000) Mt Humphrey Unified District - 4153

Census and Personnel Reports

The final version of the SPED07 report will be available in early April of 2021.

Census Reports

Fiscal Year:

2021 ▾

☐ SPED07 Report (available after e-signature)

☒ **Verification Count Report**

☐ Non-Reconciliation Responses (active when Non-reconciliation results are available; not available prior to 2010-2011 School Year)

Run Report

Personnel Reports

Fiscal Year:

2021 ▾

☐ Personnel Sections A - C

☐ Personnel Year-to-Year Change

Run Report



Important Tips to Remember

- ▶ **No Resets** after the due date
- ▶ Get your team involved
- ▶ Save all reports/documentation
- ▶ Use the October 1 Checklist
- ▶ Designate an LEA Signer
 - ▶ Authorized to submit electronic signature



ESS Data Management Support & Resources



Subscribe to ESS Data Management Alerts

<http://bit.ly/essdmalerts>



Subscribe to ESS Data Management YouTube Channel

<https://bit.ly/essdmyoutube>

ESS Data Management:



(602) 542-3962



ESSDataMgmt@azed.gov

Chris Brown

Peggy Staples

Eric Ashenfelter

Maria Durazo

Kristin Merritt

Adam Zogut

Louie Reyes

Director of Operations

Lead Data Management Specialist

Program and Business Liaison

Data Management Specialist

Data Management Specialist

Data Management Specialist

Data Management Specialist

Chris.Brown@azed.gov

Peggy.Staples@azed.gov

Eric.Ashenfelter@azed.gov

Maria.Durazo@azed.gov

Kristin.Merritt@azed.gov

Adam.Zogut@azed.gov

Louie.Reyes@azed.gov