






Examinees completing non-test information online is an essential part of ACT State and District testing, and MyACT is a vital piece of this process. ACT recommends hosting an in-school session to set up all your examinees for success in creating a MyACT account and completing the non-test information online. MyACT is the only platform for examinees to submit non-test information. The non-test cannot be submitted via paper. An overview of the questions in MyACT can be found on the [MyACT Profile](#) webpage.

Below is a timeline, along with resources, to help aid your school and your examinees in completing the MyACT non-test information successfully.

- 1** Test site distributes personalized [MyACT Non-test Instructions for Student](#) to all examinees. 
- 2** Test site distributes a copy of [Taking the ACT](#) to all examinees. 
- 3** Examinee watches the [MyACT Account Setup State and District 2021](#) video for account creation guidance and tips. 
- 4** Examinee follows instructions outlined on their personalized [MyACT Non-Test Instructions for Student](#) form to access MyACT account and complete non-test information. 
- 5** Examinee accesses the [MyACT User Guide for Students](#) for additional account creation guidance, benefits for creating an account, and troubleshooting tips. 
- 6** School staff access the [MyACT User Guide for Test Coordinators](#) for account creation guidance and troubleshooting tips. 