



Getting to Know the New GPRA's

21st CCLC GPRA Update

March 29, 2021

Get to Know the New GPRAs

Welcome!

Please Enter your Name,
Role, and District in the
Chat box



Agenda

- Recap
- What is staying the same?
- What is changing?
- Additional Updates
- Timeline
- Q&A
- Next Meeting



Recap

Why this Webinar?

GPRAs = 21st CCLC **Outcomes** reported federally- Annual Performance Report (APR)

Change starting with 2021-2022 program year

Jun	Jul	Aug	Sept	Oct	Nov	Dec	Jan	Feb	Mar	Apr	May
Summer		Fall					Spring				

Data collected and data reported for the APR change in some ways

Who Does this Affect?

All grantees will report on new GPRAs with 2021-2022 program year, starting with Summer 2021 attendees

NEW!

- including Year 5/Year 5Cs who are closing out, if offer programming in June



What is Staying the Same?

Annual Performance Report- Process Data

State Overview

- Grantee Overview
- Center Detail

Activities

- Same 16 categories

Staffing

- Same 9 categories (paid and unpaid)

Participation

- Demographics will continue to be asked of all students- based on grade levels: PreK – 12

Funding Formula

Funding formula still using days as the dosage measure
Hours now collected to determine dosage for federal reporting



What is Changing?

Annual Performance Report

- Participation will be reported in APR in hours
- Two Terms Defined



Jun	Jul	Aug	Sept	Oct	Nov	Dec	Jan	Feb	Mar	Apr	May
Summer		Academic Year									

NEW!

Dosage Bands for APR

Hours	Rational
Less than 15	Will help capture short, intensive programs like credit recovery
More than 15, less than 45	Captures students who under previous GPRA were “not regular students”
More than 45, less than 90	Captures range of regular students towards research-based dosage band
More than 90, less than 180	Captures range of students at and above research-based dosage band
More than 180, less than 270	Captures students who attend beyond research-based dosage band
More than 270	Captures students who attend majority of year

Who Reports Outcomes

All students reported for Outcomes

Before, Outcomes only regular attendees

- Now, Outcomes for all students who participate 1 or more hours

Outcomes questions narrowed to scope of GPRA grades asked

- If GPRA measure only asks about grades 1-5, will only report this GPRA for grades 1-5

NEW!

NEW!

Breakdown it Down

Since GPRA reported only for grades asked, more granular data reporting is required

Which means...

Reporting each grade level individually for each GPRA as applicable





Which grades report on what?

GPRA	Grades Reporting
GPRA 1- State Assessment	Grades 4-8
GPRA 2- GPA	Grades 7-8 and 10-12
GPRA 3- School Day Attendance	Grades 1-12
GPRA 4- In-School Suspension	Grades 1-12
GPRA 5- Teacher Survey	Grades 1-5



Example of Reporting on a GPRA- GPRA 3

Percentage of students in grades 1-12 participating in 21st CCLC during the school year who had a school day attendance rate at or below 90% in the prior school year and demonstrated an improved attendance rate in the current school year

1st Grade

Pulled from Participation- attendance

You reported 15 students who attended >45 and <90 hours. How many of those 15 had a school day attendance rate at or below 90% in the prior school year?

4

How many of those 4 demonstrated an improved attendance rate in the current school year?

3

Example of Reporting on a GPRA- GPRA 3, 1st grade

You reported 6 students who attended <15 hours. How many of those 6 had a school day attendance rate at or below 90% in the prior school year?	2
How many of those 2 demonstrated an improved attendance rate in the current school year?	1
You reported 9 students who attended >15 and <45 hours. How many of those 9 had a school day attendance rate at or below 90% in the prior school year?	6
How many of those 6 demonstrated an improved attendance rate in the current school year?	4
You reported 15 students who attended >45 and <90 hours. How many of those 15 had a school day attendance rate at or below 90% in the prior school year?	4
How many of those 4 demonstrated an improved attendance rate in the current school year?	3
You reported 18 students who attended >90 and <180 hours. How many of those 18 had a school day attendance rate at or below 90% in the prior school year?	11
How many of those 11 demonstrated an improved attendance rate in the current school year?	5
You reported 5 students who attended >180 and <270 hours. How many of those 5 had a school day attendance rate at or below 90% in the prior school year?	4
How many of those 4 demonstrated an improved attendance rate in the current school year?	2
You reported 3 students who attended >270 hours. How many of those 3 had a school day attendance rate at or below 90% in the prior school year?	1
How many of those 1 demonstrated an improved attendance rate in the current school year?	0

Recap of Variables

- Outcomes for all Students
- 12 *possible* grade level break downs (depends on school grade levels served)
- 6 dosage bands- by hours
- 2 question per band- who needed to change and who did change
- 5 *possible* GPRAS (depends on school grade levels served)

GPRA	Grades Reporting
GPRA 1- State Assessment	Grades 4-8
GPRA 2- GPA	Grades 7-8 and 10-12
GPRA 3- School Day Attendance	Grades 1-12
GPRA 4- In-School Suspension	Grades 1-12
GPRA 5- Teacher Survey	Grades 1-5

What is ADE reporting for grantees?



ADE knows it can report:

- GPRA 1- State Assessment

ADE is learning more to see if it can report:

- GPRA 3- School Day Attendance

Grantees will report:

- GPRA 2- GPA
- GPRA 4- In-School Suspension
- GPRA 5- Teacher Survey



Additional Updates

GPRA 1- State Assessment

Clarification that 2-part measure- Reading and Math

*Percentage of students in grades 4–8 participating in 21st CCLC programming during the school year and summer who demonstrate growth in **reading/language arts** on state assessments.*

NEW!

*Percentage of students in grades 4–8 participating in 21st CCLC programming during the school year and summer who demonstrate growth in **mathematics** on state assessments.*

GPRA 2- GPA

Percentage of students in grades 7–8 and 10–12 attending 21st CCLC programming during the school year and summer with a prior-year unweighted GPA less than 3.0 who demonstrated an improved GPA.

AZ will create a crosswalk to support schools that do not collect GPA


Letter Grade	Word Grade	Percentage Grade	GPA conversion for GPRA
A	Exceeding Expectations	90-100%	4.0
B	Above Expectations	80-89%	3.0
C	At Expectations	70-79%	2.0

GPRA 3- School Day Attendance

Percentage of students in grades 1–12 participating in 21st CCLC during the school year who had a school-day attendance rate at or below 90% in the prior school year and demonstrated an improved attendance rate in the current school year.

Collected at state level as chronic absenteeism data

- More Follow-up from ADE



GPRA 4- In-School Suspension

Percentage of students in grades 1–12 attending 21st CCLC programming during the school year and summer who experienced a decrease in in-school suspensions compared to the previous school year.

Grantee Task:

- Follow-up with leaders who compile In-School Suspension data to determine who has access
 - Gets submitted by districts to Office of Civil Rights directly
 - Check with principals, assistant principals, district leaders



GPRA 5- Teacher Survey



Percentage of students in grades 1–5 participating in 21st CCLC programming in the school year and summer who demonstrated an improvement in teacher-reported engagement in learning.

Questions to be determined at the State level with subcommittee

- Think Tanks
- Opportunity for field to comment on final draft



What We're Still Working on

Attendance Guidance- for Next Meeting

Enter hours into SIS, uploaded to AzEDS

- No Rounding, ADE will take care of any rounding in reports

ADE will create new AzEDS Reports for APR dosage


Set Expectation Early- Students should attend full session

Working with AzEDS to align expectations with vendors and SIS managers

Alignment of Definitions

Defining different elements in alignment with other ADE reported definitions

- Ex: GPRA 1- improvement- will align to Accountability and Research standards for this





Timeline

Big Picture- Implementation Timeline

Academic Year	Collection	Data Entry/ Reporting
2020 - 2021	Old GPRA	Old GPRA
2021 - 2022	New GPRA	Old GPRA (from 2020-2021 school year)
2022 - 2023	New GPRA	New GPRA (from 2021-2022 school year)


Proposed Timeline

Mar 2021 Apr 2021 May 2021 June 2021 July 2021 Aug 2021 Sept 2021 Oct 2021 Nov 2021 Dec 2021 Jan 2022 Feb 2022 Mar 2022 Apr 2022 May 2022 June 2022 July 2022

GPRA Update Meetings	You are here	x	x	x	x	x	x	x	x	x	x	x	x	x	x	x	x
Starting to Collect Attendance by Hours (Summer 2021)																	
Teacher Survey Think Tank Meetings																	
Teach Survey- Grantee Feedback																	
New AzEDS Portal Reports to come online																	
Collect Process Data for Summer programs (all programs)																	
Collect Process Data for Academic Year programs (Fall + Spring combined)																	
Collect Outcome Data from sites for Summer Attendees + Academic Year Attendees																	

Action Items for Grantees

- ☐ Gear up to take attendance accurate to hours in summer program-
Splitting class attendance into the different sessions, etc.
- ☐ Confirm who has access to In-School Suspension Data
- ☐ Send any questions to the 21st CCLC Inbox or Kim to compile answers for next meeting and/or get clarification from feds



Questions?



Wrap Up

Next Meeting-End of April- TBD

Complete survey to help us plan moving forward

Reach out to us with Questions for next meeting

21stCCLCInbox@azed.gov

THANK YOU FOR
VISITING
PLEASE COME AGAIN