



# **In the Know with PSO:** 2020 Post School Outcomes Results and Strategies for the Future

# Today's Objectives

## We will discuss...

- Foundational concepts of Post School Outcomes (PSO)
- PSO data from the 2020 data collection season
- Ideas for analyzing PSO data
- Strategies to prepare for the 2021 data collection season

Access the presentation at <http://bit.ly/Transition-Tuesdays>

# Indicator 14

## Measurement of a student's post school engagement

Percentage of youths who are no longer in secondary school, had IEPs in effect at the time they left school, and were:

- enrolled in higher education;
- competitively employed;
- enrolled in postsecondary education or training; or
- some other employment

within **one year** of leaving high school.

(20 U.S.C. 1416(a)(3)(B))

# Categories of Engagement Definitions

## Higher Education

- Enrolled full- or part-time
- Community College (2-year program)
- College/University (minimum 4-year program)
- 1 complete term

## Competitive Employment

- Average 20 hours/week
- 90 days (cumulative) since leaving high school
- Setting with others who are non-disabled where interaction is at a level comparable to co-workers without disabilities who perform the same job description
- Pay at or above minimum wage while earning a customary pay rate
- Available benefits and opportunities for advancement as those without disabilities

# Categories of Engagement Definitions

## Other Postsecondary Education/Training

- Enrolled full- or part-time
  - Education/training program (e.g., adult education, technical or vocational training that is less than 2-years)
  - 1 complete term
- 

## Other Employment

- Worked for pay or was self-employed
- 90 days (cumulative) since leaving high school
- Includes working in a family business (e.g., farm, store, catering, etc.)

# Hierarchy of Categories of Engagement

Higher Education

Competitive Employment

Other Postsecondary  
Education/Training

Other Employment

Former students  
are only counted  
once in PSO data.

# 2020 PSO Data Collection Season




Opened at 12:00 a.m. on June 1, 2020

Closed at 11:59 p.m. on September 30, 2020

Included former students who exited during the 2018–2019 school year

# Arizona's 2020 PSO Results



**78.6%**  
Response Rate

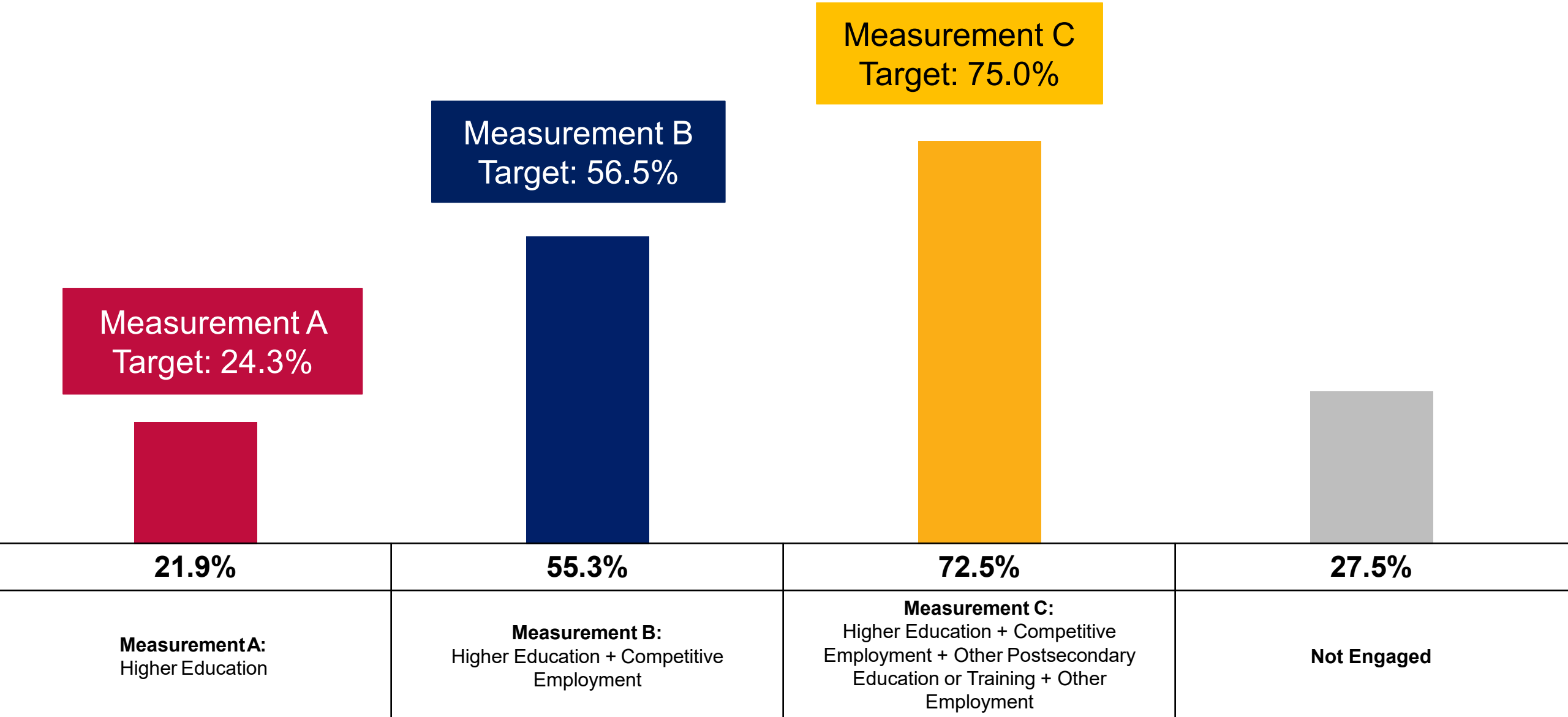
Statewide  
Response Rate  
Goal:  
80.0%

**6,660**  
Respondents out of **8,478**  
Eligible Former Students

**281 PEAs**  
Required to Survey  
Respondents



# Indicator 14 Measurements



# Engagement Rates

6,660 responded for a 78.6% response rate.

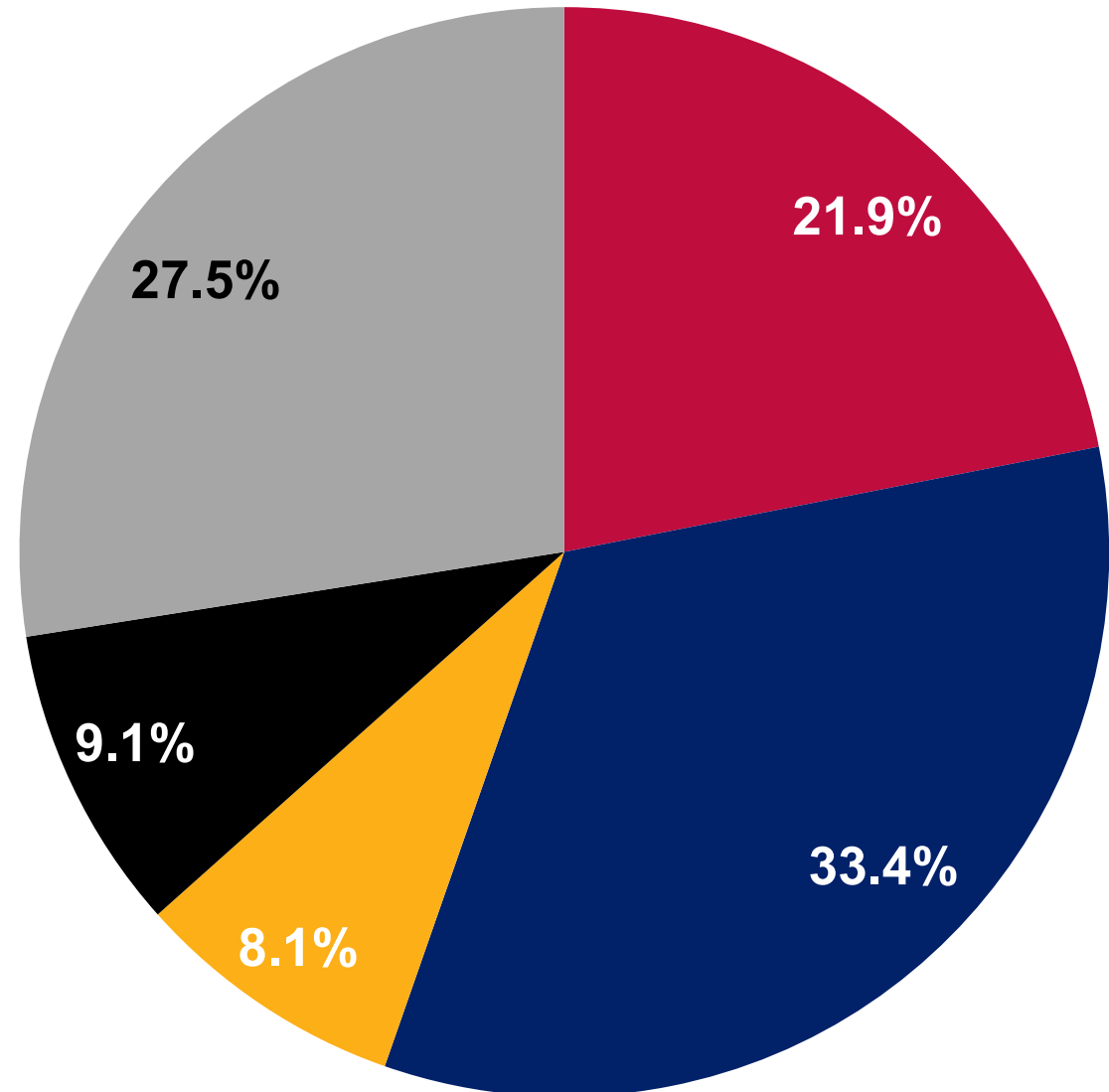
■ Higher Education

■ Competitive Employment


■ Other Postsecondary Education or Training

■ Other Employment

■ Not Engaged

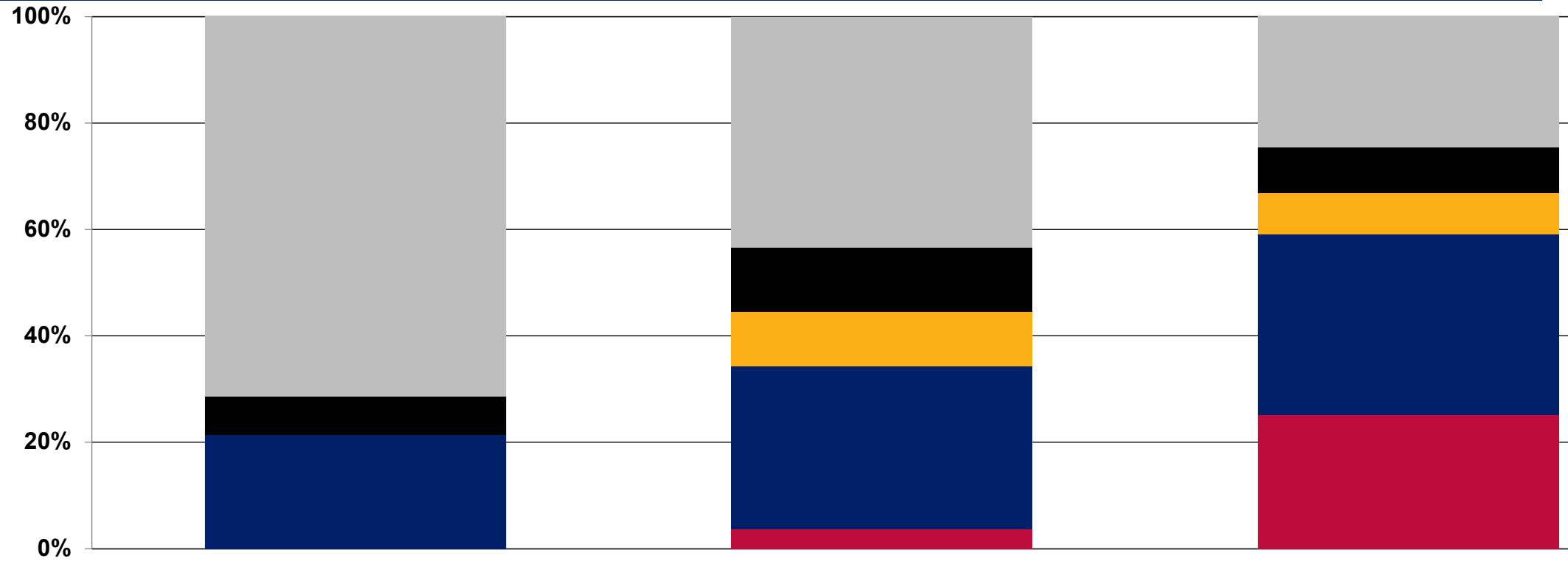


# Gender Data



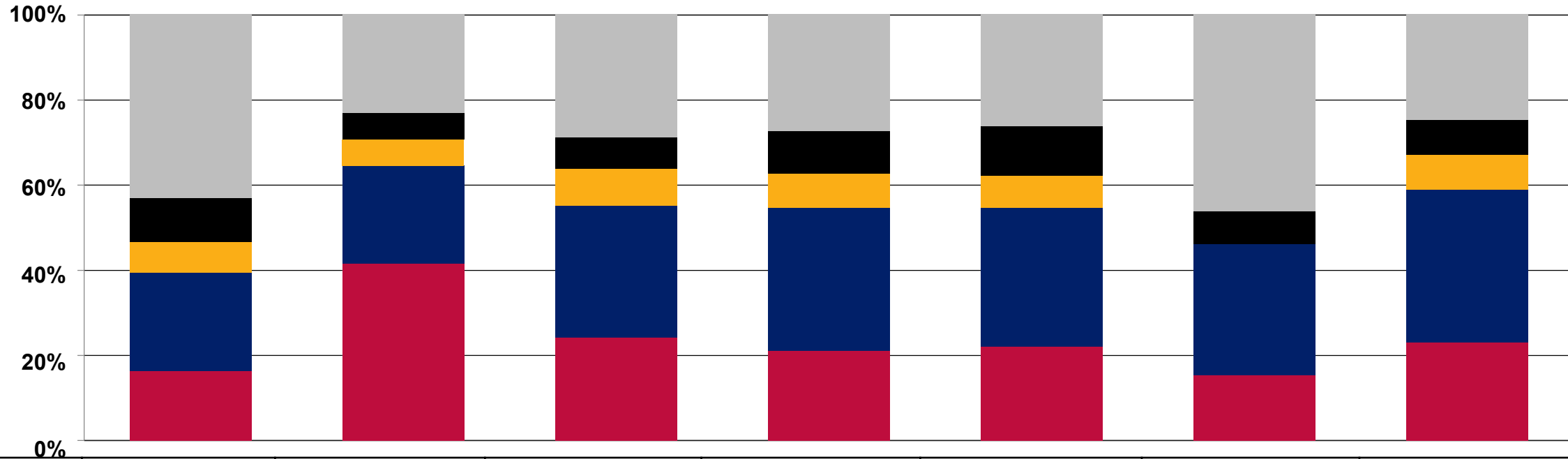
	Female (2,352)	Male (4,308)
■ Not Engaged	29.8%	26.3%
■ Other Employment	7.4%	10.1%
■ Other Postsecondary Education or Training	8.4%	7.9%
■ Competitive Employment	27.1%	36.9%
■ Higher Education	27.4%	18.9%

# Exit Reason Data



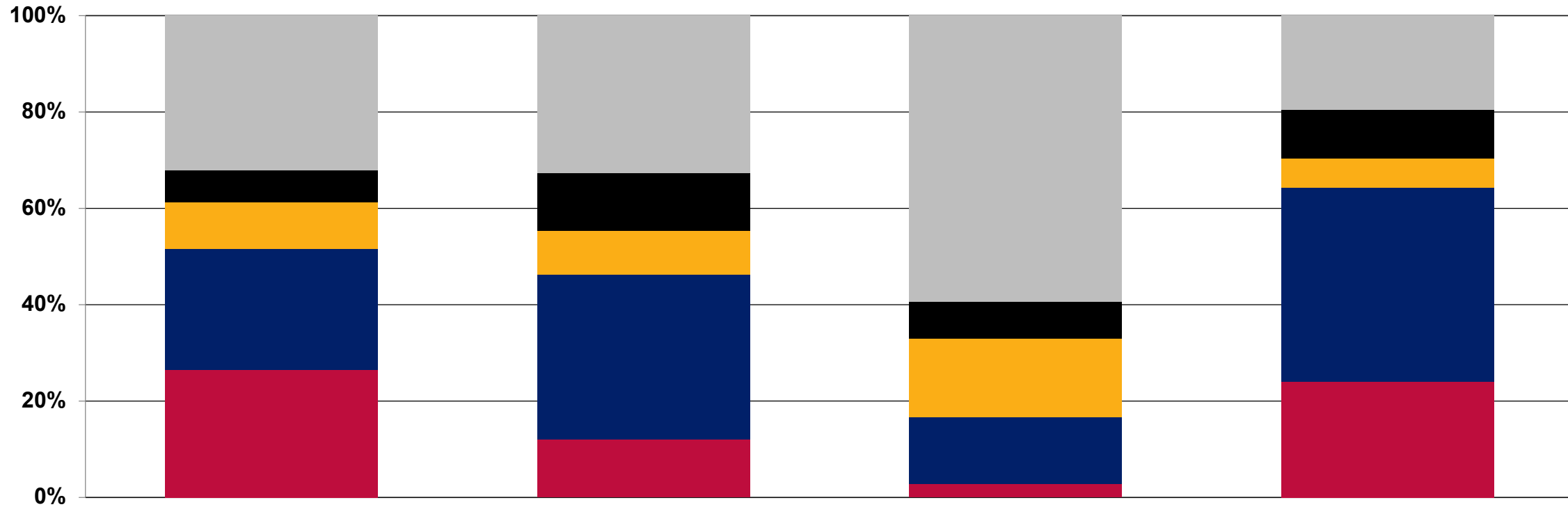
	Aged Out (14)	Dropped Out (1,006)	Graduated (5,640)
■ Not Engaged	71.4%	43.4%	24.6%
■ Other Employment	7.1%	12.1%	8.6%
■ Other Postsecondary Education or Training	0.0%	10.2%	7.7%
■ Competitive Employment	21.4%	30.6%	34.0%
■ Higher Education	0.0%	3.7%	25.2%

# Ethnicity Data



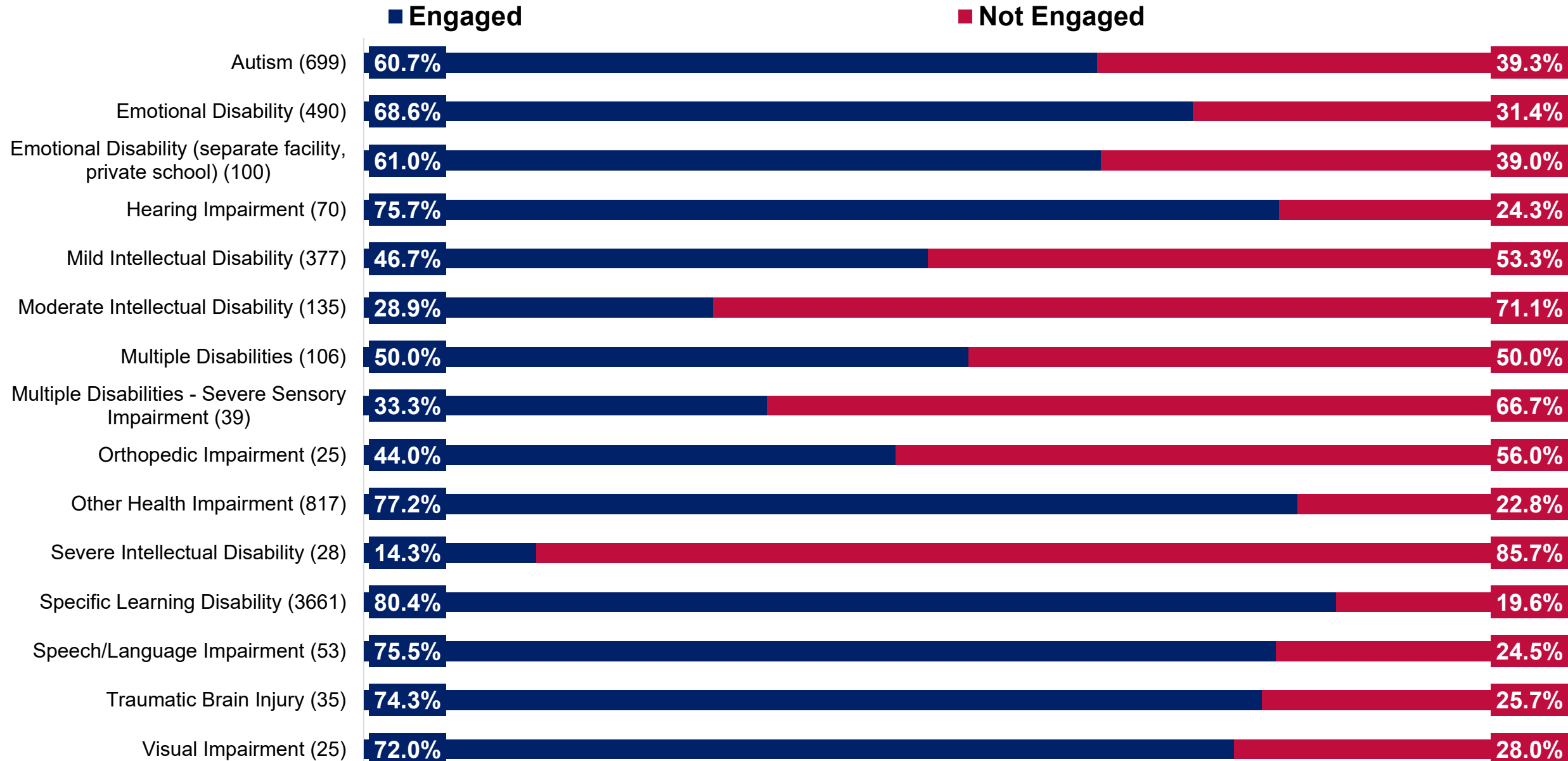
	American Indian or Alaskan Native (746)	Asian (65)	Black or African American (458)	Hispanic or Latino (2,865)	Multi-Racial (249)	Native Hawaiian or Other Pacific Islander (13)	White (2,534)
■ Not Engaged	43.1%	23.1%	28.8%	27.3%	26.1%	46.2%	24.7%
■ Other Employment	10.3%	6.2%	7.2%	9.9%	11.6%	7.7%	8.1%
■ Other Postsecondary Education or Training	7.1%	6.2%	8.7%	8.2%	7.6%	0.0%	8.1%
■ Competitive Employment	23.1%	23.1%	31.0%	33.6%	32.5%	30.8%	36.0%
■ Higher Education	16.4%	41.5%	24.2%	21.0%	22.1%	15.4%	23.0%

# Disability Data



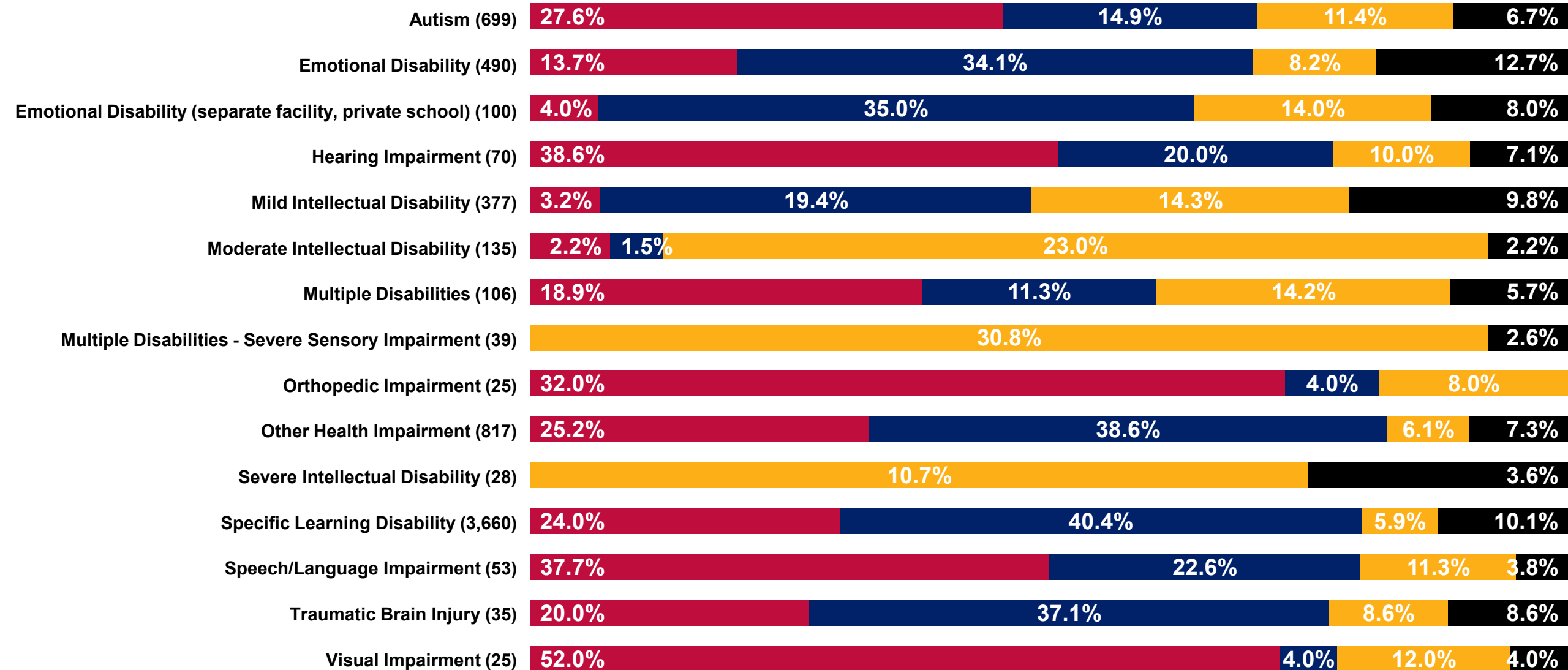
	All Other Disabilities (1,869)	Emotional Disturbance (590)	Intellectual Disability (540)	Specific Learning Disability (3,661)
■ Not Engaged	32.1%	32.7%	59.4%	19.6%
■ Other Employment	6.7%	11.9%	7.6%	10.1%
■ Other Postsecondary Education or Training	9.5%	9.2%	16.3%	5.9%
■ Competitive Employment	25.3%	34.2%	13.9%	40.4%
■ Higher Education	26.4%	12.0%	2.8%	24.0%

# Disability Data (Engaged vs Not Engaged)



# Disability Data (Engagement Breakdown)

■ Higher Education  
 ■ Competitive Employment  
 ■ Other Postsecondary Education or Training  
 ■ Other Employment







# Highlights from the Survey

# Attempted Engagement

**1,831 Respondents were  
Not Engaged**

```
graph LR; A[1,831 Respondents were Not Engaged] --- B[1,441 Respondents did not attempt any type of other postsecondary education/training or employment]; A --- C[390 Respondents did attempt postsecondary education/training and/or employment]
```

**1,441 Respondents  
did not attempt** any type of other  
postsecondary education/training or  
employment

**390 Respondents  
did attempt** postsecondary  
education/training and/or employment


# 2020 Season Reflection



# Your Thoughts...

---

Respond  
in the Chat



How do you see  
PSO data  
impacting your  
work?



# Using Your PSO Data: Why

## **Remember the purpose:**

- Indicator 14 is the measurement of a student's post school engagement.

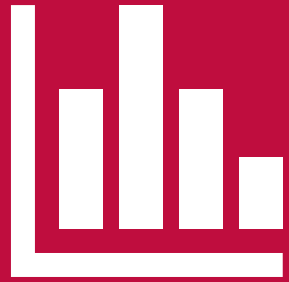
## **Use PSO data to inform decisions**

- Identifying focus areas
  - Student populations with low participation and/or engagement rates
- Improving current and future practices
  - [Predictors of Post School Success](#)

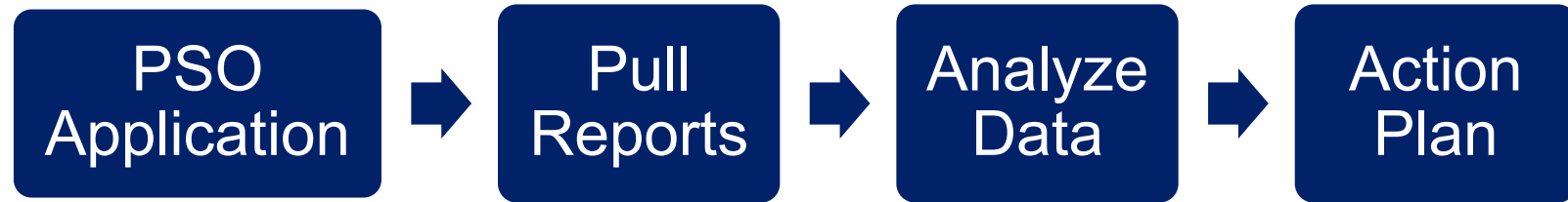


# PSO Reports

The screenshot shows the ESS Post School Outcomes Exceptional Student Services web application. The header includes the Arizona Department of Education logo and the text "ESS Post School Outcomes Exceptional Student Services". The navigation menu includes "Home", "Student List", "Reports", "PEA Selection", "Management", "Help", and "Sam Klein". The "Reports" menu is open, displaying a list of report options: "Survey Responses by Individual Student", "Responses by Survey Question Number and Subgroup", "Raw Data Representativeness", "Response Rate / Representativeness", "Responses by Subcategories", "Results by Subcategories", "Measurements", "Non-engaged Youth", "PSO Data Viewer", "Student Report", and "Legacy Reports (Exit year 2016 and earlier)". The left sidebar shows the "PEA Selection" section with input fields for "Entity ID:", "CTDS Number:", and "Name:", and a "Search" button.



# Using Your PSO Data: How



## Resources:

- Data Analysis Template (Preview)
- Action Planning Templates
  - [NTACT's Predictor Implementation School/ District Self-Assessment](#)
  - [Data-Based Action Planning Template](#)

# 2021 PSO Season



Student List will be available on  
January 15, 2021.

Updates will be made periodically.



Opens at 12:00 a.m. on June 1, 2021.

Closes at 11:59 p.m. on Sept. 30, 2021.



Includes former students with IEPs  
who exited during the 2019-2020  
school year.



# PSO Timeline: Ongoing Tasks



## **Prior to Student Leaving High School**

- Update contact information
- Inform student of plans to reconnect for the PSO survey



## **Data-Based Preparation**

- Implement improvements to professional practices to impact next season's engagement rates
- Analyze PSO data and develop action plans
- Participate in staff trainings

# PSO Timeline: Seasonal Tasks

Review PEA student lists  
Update exclusions  
Contact and offer engagement resources to dropouts

Confirm PEA users have access to the PSO Application

## June to September

- PSO Survey data collection
- Input survey responses into the PSO application

2021  
Preparation:  
Strategies





# 2021 Preparation: Resources

## **Where to Start:**

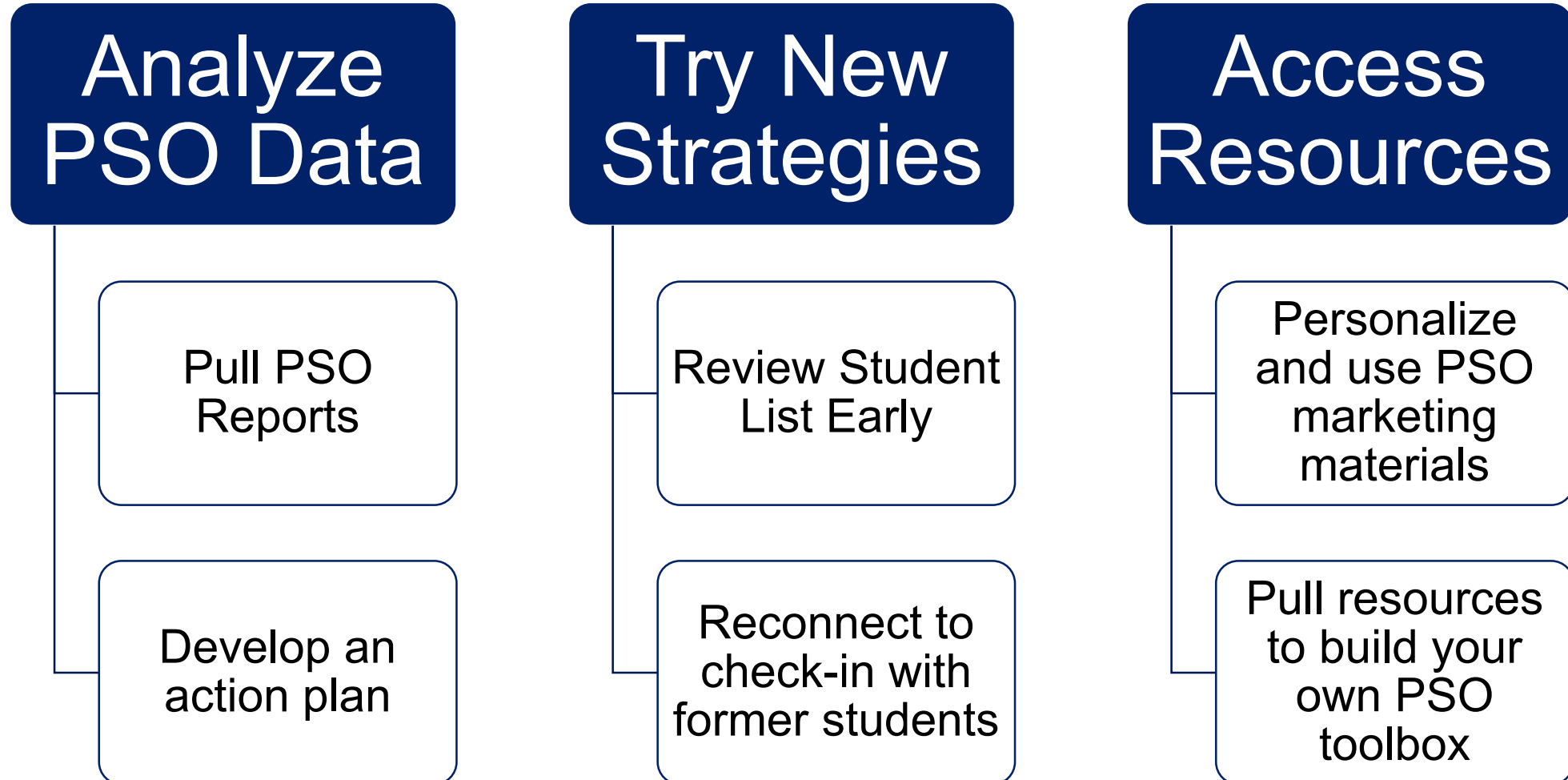
- [ADE/ESS Secondary Transition PSO Page](#)
- [PSO Padlet](#)

## **Key PSO Tools:**

- Survey Marketing Materials
- Sample PSO Contact Form
- PSO Survey–Fillable PDF
- Companion Document
- Translated Documents

# Checking In...

How will you prepare for the 2021 season?



# Our Role in PSO

Monitor PSO  
Inbox

Provide  
technical  
assistance

Training

Monitor PSO  
data

Targeted  
outreach

Celebrate  
PSO  
achievement

# Training Opportunities

## Next Office Hour:

- December 15, 2020 @ 2:30 p.m.

## Spring “Transition Tuesdays” Webinar Series topics:

- Transition 101: January 12, 2021 @ 2:30 p.m.
- Google It! Digital Resources for Youth Autonomy and Decision-Making: February 2, 2021 @ 2:30 p.m.
- 2021 PSO Data Collection Season Prep: March 2, 2021 @ 2:30 p.m.
- Social-Emotional Learning in Transition Planning: April 6, 2021 @ 2:30 p.m.

## Other Options:

- [Training Request Form](#)
- [Best Practice Implementation Project](#)

# Survey and PD Certificate

**THANK YOU  
FOR JOINING  
US!**



Please use this link to let us know your thoughts on today's webinar:



Survey link:

<http://bit.ly/12-1Survey>



Once you complete the survey you will get a link to download your professional development certificate.



# Contact Information



## **ESS** Special Projects | Secondary Transition Exceptional Student Services

### **Arizona Department of Education Exceptional Student Services**

Special Projects Unit  
Secondary Transition Team

[ESSTransition@azed.gov](mailto:ESSTransition@azed.gov)

[PSOInbox@azed.gov](mailto:PSOInbox@azed.gov)

1535 W. Jefferson St. Bin #24

Phoenix, AZ 85007

(602) 542-3855

[Secondary Transition Website](#)