



## Text-to-Speech and Read-Aloud

All students may have the scripted directions from the Test Administrator Directions repeated and EL and FEP students may have these translated exactly in the student’s native language. Once a student begins testing, all students have the universal tool of Text-to-Speech for computer-based tests or Read-Aloud for paper-based tests in the AzM2 Math and Writing tests and Science. **Only the scripted directions from the Test Administrator Directions for ELA Part 1 and Part 2 may be read to the student.**

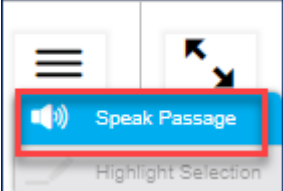
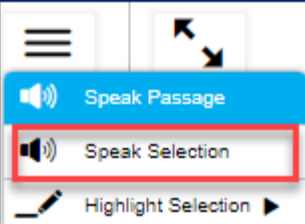
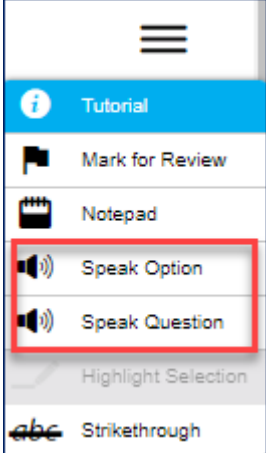
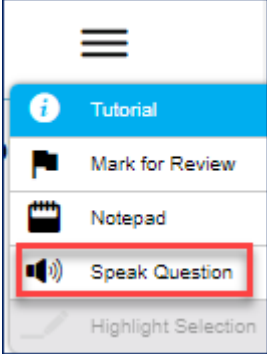
### Text-to-Speech for Computer-Based Tests

Rate of speech, volume, and pitch can be adjusted prior to testing. Test Administrators may assist students with the audio features prior to testing, but once testing begins, no additional assistance can be provided to students, including reading of any part of the test.

To access Text-to-Speech in AzM2, right-click on the context menu (three lines). Select the speaking option.

AzM2 Tools

AzSCI Tools

Writing Passages	Selected Response Items	Other Item Types
<p><b>To hear entire text, select <i>Speak Passage</i></b></p>  <p><b>To hear a portion of the text, select text within the passage and <i>Speak Selection</i></b></p> 		





## Read-Aloud for Paper-Based Tests

Students taking the paper based AzM2 and AzSCI test may have the Test Administrator or proctor read the content of the Writing, Math, and/or Science tests to them. This must be done on an **individual** basis. Reading aloud to more than one student at a time can be distracting to other students and may disadvantage students who only require a word or phrase read aloud.

***Only the scripted directions from the Test Administrator Directions for ELA Part 1 and Part 2 may be read to the student.***

To help manage this in a classroom setting, consider the following:

1. If you know a student will need extensive assistance, you may decide to test this student in an individual setting.
2. Students who need assistance must raise their hand. Assist all students with beginning the test session prior to providing the read-aloud support for an individual student(s).
3. Only read what the student requests. This can be a word, phrase, sentence, item, or passage for a student.
4. Use a soft voice to not disturb other students. You may need to relocate a student to a different part of the room to minimize distractions.
- 5. Only the scripted directions from the Test Administrator Directions for ELA Part 1 and Part 2 may be read to the student.***

**Please Note:** Students with an IEP or 504 plan that requires read-aloud must be told that this accommodation is available for all directions and the content of the Writing, Math, and/or Science tests. Test Administrators must work closely with the student to provide this read aloud support on a one-to-one basis.