

# State Performance Plan/ Annual Performance Report

**FFY 2017**



SEAP

January 21, 2020

Connie Hargis  
SPP/APR Coordinator

# Indicator 12



Part C to Part B Transition

- Eligible/not eligible by 3<sup>rd</sup> birthday
- Parent Refusal
- Referred to part C < 90 days before 3<sup>rd</sup> birthday



Reasons for Delay

- Late referral from part C
- Interruption of school schedule
- Did not pass vision/hearing
- Shortage of personnel



FFY 17 Noncompliance


- 30 Findings
- Corrected within 1 year

# Part C to B Transition (In-by-3)

30  
Eligible children with no IEP in place before 3rd birthday

IEP BEFORE AGE 3

Indicator 12: Trends 2011-2017



# Indicator 6: Preschool Setting

**A**

Children attending a regular early childhood program (RECP\*) at least 10 hours per week

**B**

Children attending a regular early childhood program (RECP) less than 10 hours per week

**C**

Children attending a special education program

**D**

Children attending neither a regular early childhood program nor a special education program

# Preschool Setting

## Ages 3-5



**6A: Receiving the majority of special education and related services in RECP**

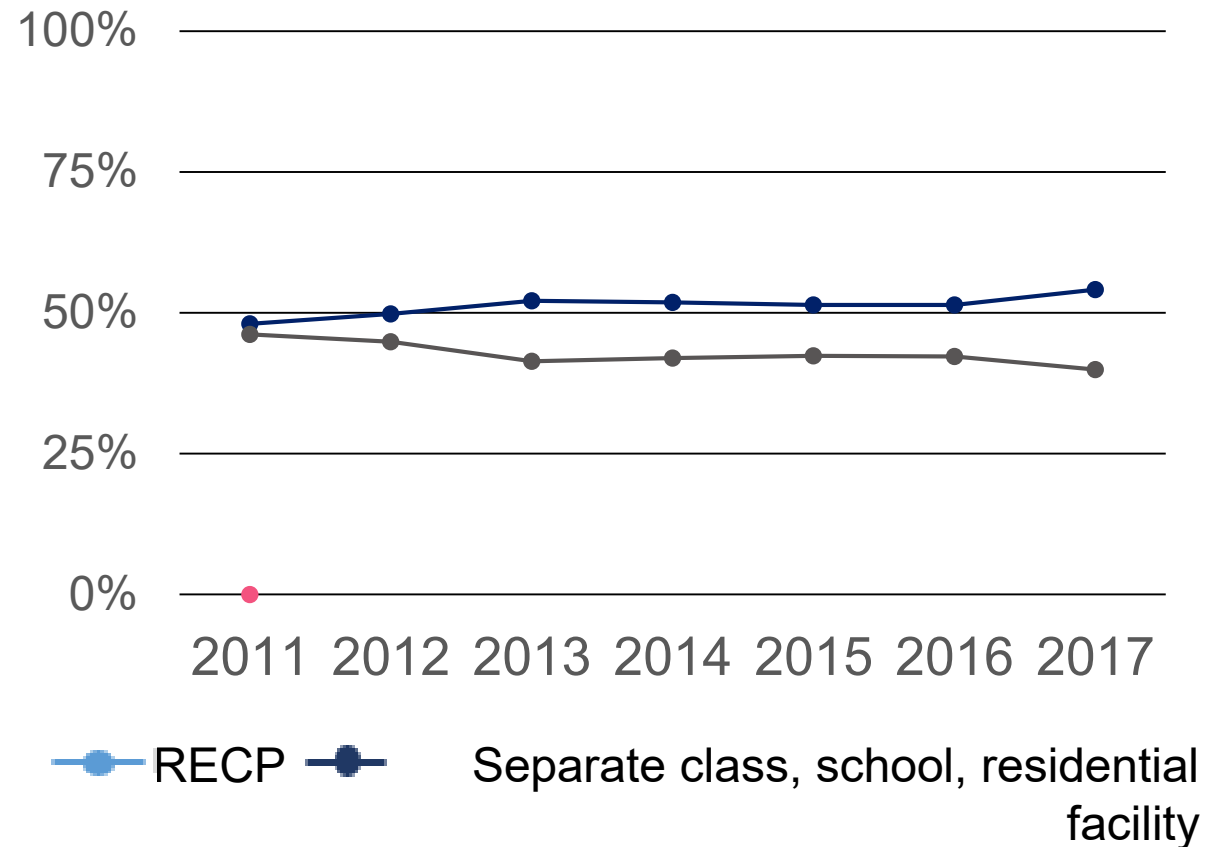
**54%**



**6B: In separate special education class, separate school, or residential facility**

**40%**

Preschool Setting :: 2011-2017



# Indicator 11

## Child Find

- Evaluated within 60 days of parent consent

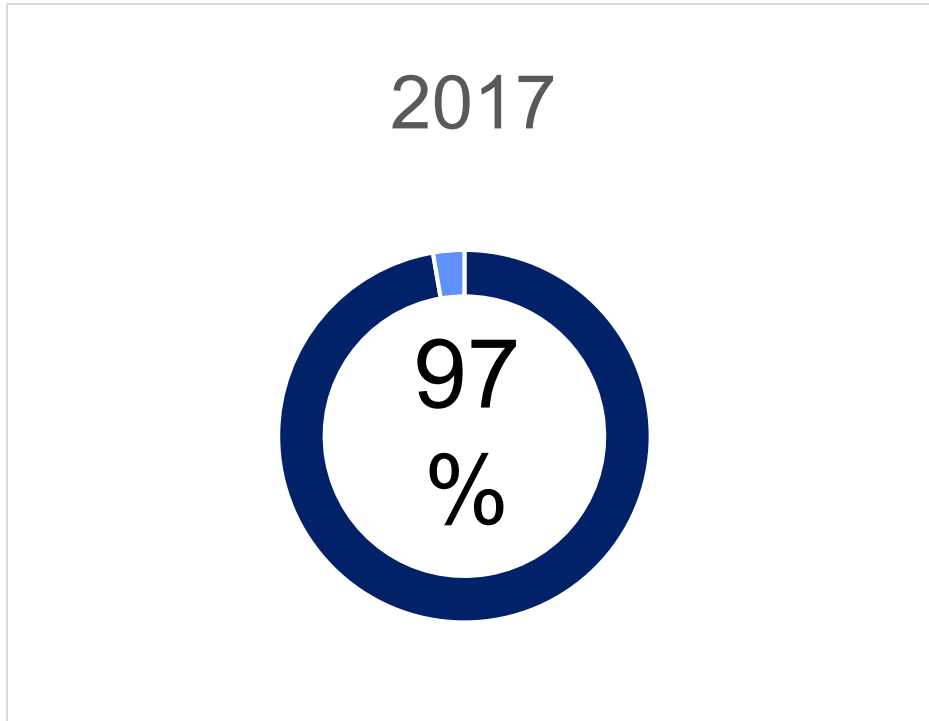
## Reasons for delays

- Lack of tracking system
- Unavailability of student
- Interruption in school schedule
- Miscalculation of timeline
- Unavailability of required personnel
- Lack of understanding

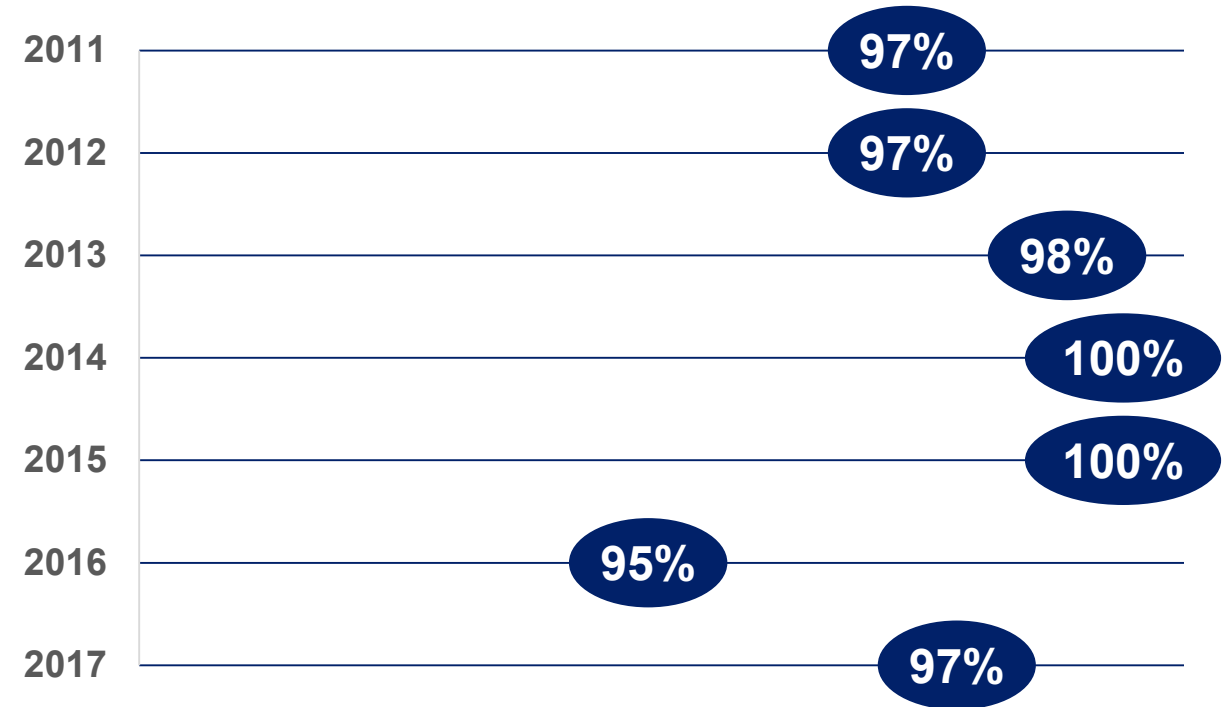
## FFY 17 Noncompliance

- 20 findings
- Corrected within 1 calendar year

# Indicator 11: Child Find Trends



Indicator 11: Child Find Trends





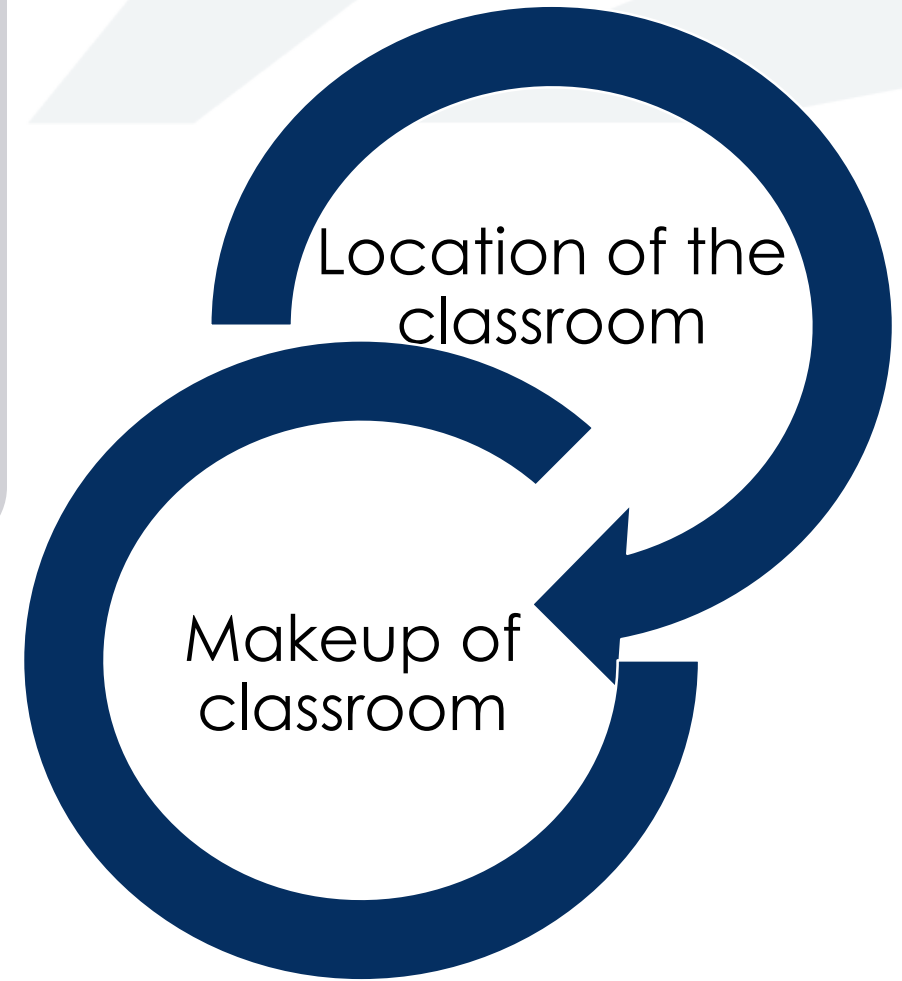
Inside regular class 80% or more of the day.



Inside regular class not more than 79%; not less than 40% of the day.



Inside regular class less than 40% of the day

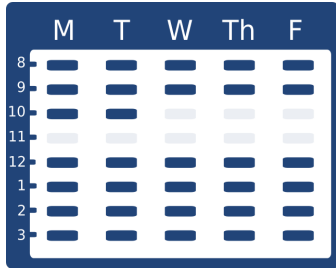


## Indicator 5: LRE



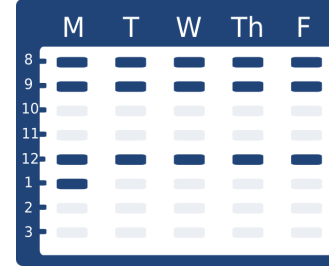
# Indicator 5: LRE

Ages 6-21



**5A: Inside the regular class 80% or more of the day**

**67%**



**5B: Inside the regular class less than 40% of the day**

**14%**

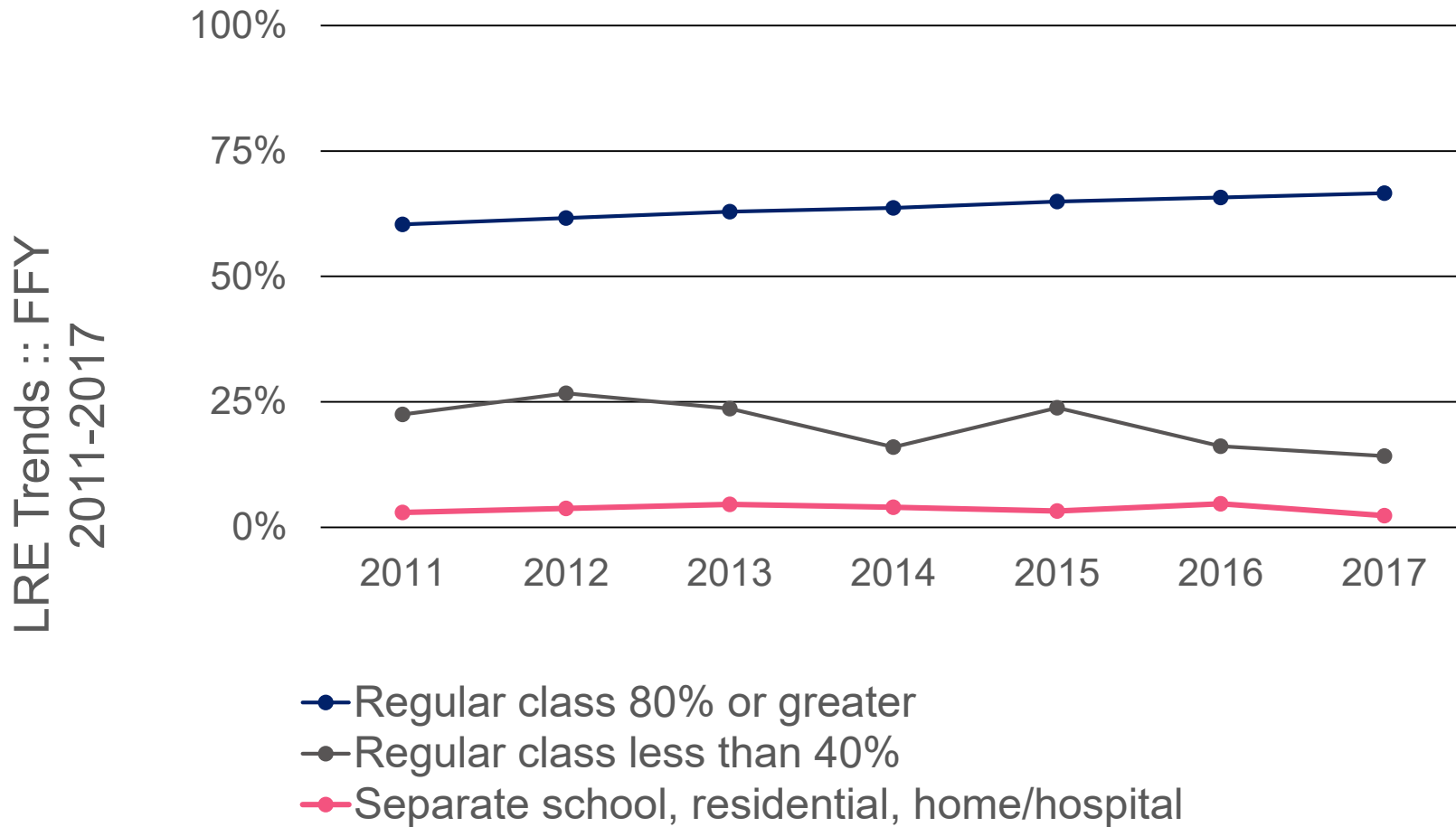


**5C: In separate schools, residential facilities, or homebound/hospital placements**

**2%**

# Indicator 5: LRE

## Ages 6-21



# Thank you for your time & commitment

- Connie Hargis :: [Connie.Hargis@azed.gov](mailto:Connie.Hargis@azed.gov)
- Chris Brown :: [Chris.Brown@azed.gov](mailto:Chris.Brown@azed.gov)

