

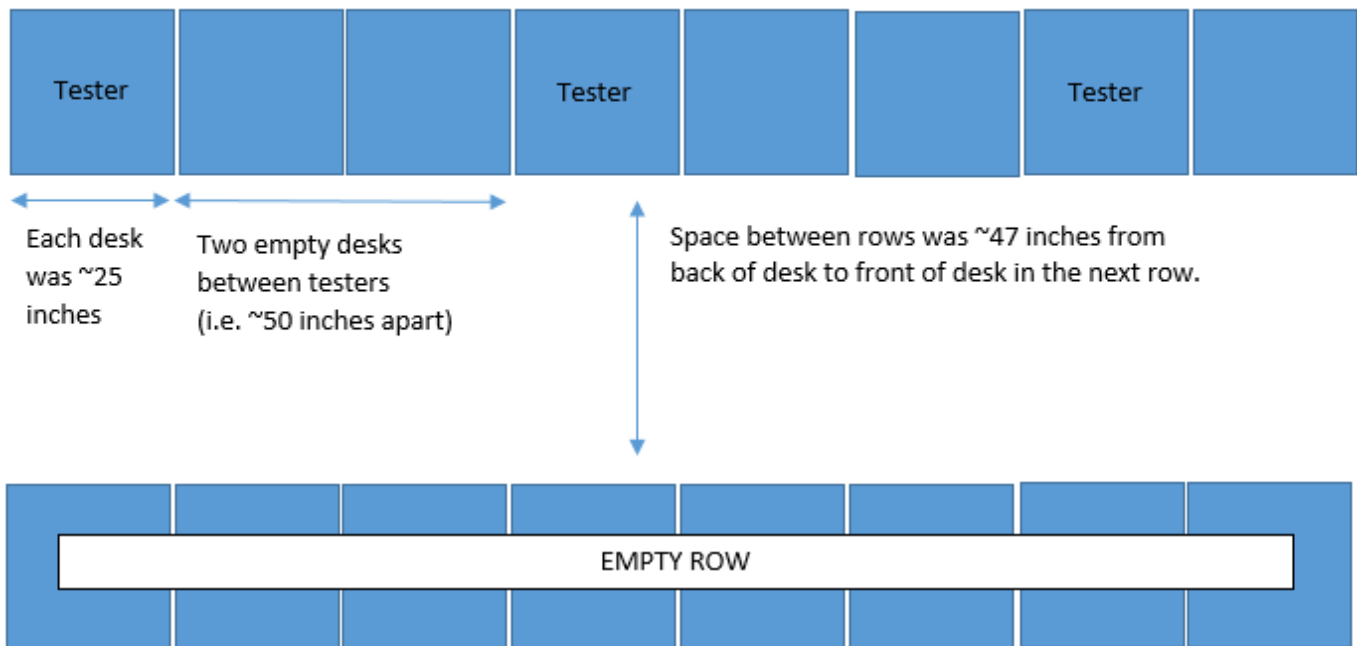


AZELLA Recommended Stages III-V Speaking Test Seating Arrangements


Recommended Seating Arrangements for a Classroom Setting

In an average size classroom (approximately 20 ft. x 26 ft.) a maximum of **6 students** may simultaneously be administered the Speaking Test for optimal recording conditions.

Scenario 1: Average classroom (20 ft. X 26 ft.)



Second row of testers were staggered from first row (i.e. tester should not be in the same row)

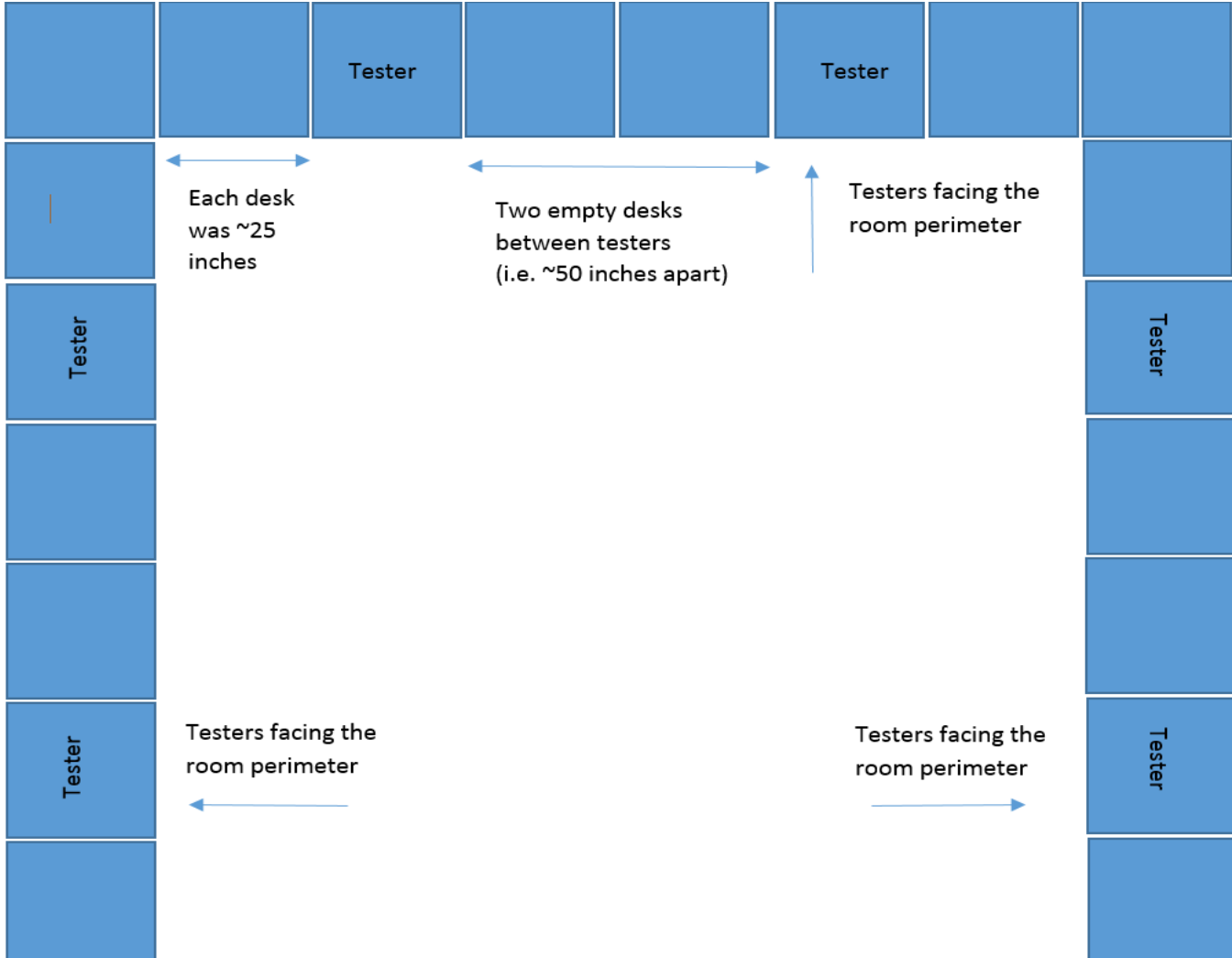




Recommended Seating Arrangements for a Lab Setting

In a Lab setting a maximum of **6 students** may simultaneously be administered the Speaking Test for optimal recording conditions.

Scenario 2: Lab setting



AZELLA Stages III-V Speaking Test – Headphones with Microphones Requirements

Any headphones or earbuds can be used for the **Stages III–V** AZELLA Listening, Reading, and Writing unit tests; however, **a uni-directional with a noise-cancelling microphone must be used for the Speaking unit test.** The [Logitech ClearChart Comfort/USB Headset H390](#) is the recommended headset for the Speaking Test. You may refer to this [Headphone and Microphone Requirements](#) document for more information. For non-USB headphones with microphones, the *Handheld Device* section includes information for 3.5mm single-jack requirements.