


# ALTERNATE ASSESSMENT ACCOMMODATIONS


**Bethany Zimmerman**

Director of Alternate Assessment

October 11, 2018



# OBJECTIVES

- Participants will understand assessment features and tools for AIMS A Science and MSAA
  - Participants will understand accommodations and requirements for accommodation use for AIMS A Science and MSAA
- 

# AIMS A SCIENCE


## FEATURES AND TOOLS

- Assessment features
  - Simplified language
  - Visual supports
  - Items are read aloud
  - Untimed
- Tools
  - Manipulatives
  - Answer masking

# AIMS A SCIENCE


## ACCOMMODATIONS

- Assistive Technology
- Paper Version
- Scribe
- Sign Language
- Object Replacement
- Tactile Graphics




# ASSISTIVE TECHNOLOGY (AT)

- Students should know how to use the AT before beginning the test.
- Use the AT with the practice item in the platform.
- Delete any parts of the test loaded onto AT after administration.



# PAPER VERSION

- Multiple choice items administered on paper
- Responses must be recorded in the platform while the student is present.
- All paper copies must be securely shredded after administration.



# SCRIBE

- The Test Administrator may record student responses for all or part of the multiple choice section.
  - Student may become physically fatigued during testing, but does not require a formal break
  - Student takes a paper version and the Test Administrator records the responses in the AIMS A Science platform




# SIGN LANGUAGE

- The Test Administrator may translate directions, items, and answer options into the sign language system the student uses during instruction.
- A signer who is not the Test Administrator may translate.
- Contact the ADE Alternate Assessment Unit for protocol.




# OBJECT REPLACEMENT

- An object or part of an object may be used to represent a person, place, object, or activity
- Are used for students with vision impairments when the visual is essential to understanding the item
- May only be used if the objects are also used during instruction
- Test Administrators are required to provide objects for this accommodation
- Test Administrators will use the “Teacher View” link in the platform to view items in order to prepare objects before launching the test.



# TACTILE GRAPHICS

- Tactile graphics are used when a student is unable to see graphics that are essential to understanding the item.
- Only the critical parts of the graphic should be enhanced.
- Enhance a graphic in a way that avoids cuing.
- Possible ideas for creating tactile graphics
  - Tooling: use a tool to make raised areas on the surface of the paper
  - Collage: use textured materials affixed to the paper
  - Other techniques: puff paint, waxed yarn strips, hot glue



# MSAA FEATURES AND TOOLS

Read aloud

Alternate Color

Alternative Text

Answer Masking

Audio Player

Increase/Decrease Size


Increase Volume

Line Reader

Magnification

Manipulatives

Tactile Graphics




# MSAA ACCOMMODATIONS

Assistive Technology

Paper Version


Scribe

Sign Language




# ASSISTIVE TECHNOLOGY (AT)

- Students should know how to use the AT before beginning the test.
- Use the AT with the sample items in the platform.
- Delete any parts of the test loaded onto AT after administration.
- The MSAA User Guide has more information on compatibility.



# PAPER VERSION

- Paper or hybrid administration
- Test Administrators confirm this accommodation before downloading.
- Paper versions are also large print.
- Responses must be recorded in the platform while the student is present.
- All paper copies must be securely shredded after administration.



# SCRIBE

- The Test Administrator may record student responses for all or part of the MSAA (ELA or Mathematics)
  - Student may become physically fatigued during testing, but does not require a formal break
  - Student takes a paper version and the Test Administrator records the responses in the AIMS A Science platform
  - Student is able to respond to multiple choice on the computer, but needs a scribe for the writing prompt.




# SCRIBE VS TRANSCRIBE

- Scribe
  - The student dictates (through voice or communication device) and the test administrator creates the actual written product.
  - Student must identify capitalization and punctuation. Spelling is not scored in MSAA.
  - Needs to be documented as an accommodation.
- Transcribe
  - The student creates the written product and the test administrator copies it exactly into the testing platform.
  - Capitalization, punctuation, and spelling are reproduced as created by the student.
  - Is not considered an accommodation.


# SIGN LANGUAGE

- The Test Administrator may translate directions, passages, items, and answer options into the sign language system the student uses during instruction.
- A signer who is not the Test Administrator may translate.
- Protocol is included in the Test Administration Manual.



# ACCOMMODATION REQUIREMENTS

Clearly documented in the IEP  
Used regularly during instruction



# QUESTION AND COMMENT SESSION



# ALTERNATE ASSESSMENT UNIT

Bethany Zimmerman  
Director of Alternate Assessment  
[Bethany.Zimmerman@azed.gov](mailto:Bethany.Zimmerman@azed.gov)

Cindy Sandner  
Alternate Assessment Test Coordinator  
[Cindy.Sandner@azed.gov](mailto:Cindy.Sandner@azed.gov)

Angeles Swasey  
Program Project Specialist  
[Angeles.Swasey@azed.gov](mailto:Angeles.Swasey@azed.gov)

Pat Reynolds  
Educational Specialist  
[Patricia.Reynolds@azed.gov](mailto:Patricia.Reynolds@azed.gov)