

# 4th Grade Reading

## Question 1: S3C2PO1

**Level 5:** Place answer cards down in front of student. Read *Recipe* with student. “Which one ingredient is in our recipe?” Do not label answer cards.

Answer Cards: egg bread meat

**Level 4:** Label cards, single cue (ex: Look at cards)

Elaborate: “Which one is in our recipe?”

Answer cards: egg bread meat

**Level 3:** Label cards, 2 cues (ex: choose 1 and watch me)

Demonstrate: “This is a picture of meat. Which one is in our recipe?”

Answer cards: egg bread meat

**Level 2:** Label answer only, unlimited cues (ex: choose 1 ex: watch me)

Model: “Egg is on our recipe. Which one is in our recipe?”

Answer Card: egg

(Hand out-is extending hand with the expectation that student will give you answer card.)

*Note: Remember to move order of answer cards so correct answer is not always in first position.*

# 4<sup>th</sup> Grade Reading

## Question 2: S3C2PO1

**Level 5:** Place answer cards down in front of student. “Which two items do we need to make our recipe?” Do not label answer cards.

Answer Cards: knife   spatula   bowl   spoon   plate

**Level 4:** Label cards   Single cue (ex: choose 2)

Elaborate: “What two items do we need?”

Answer Cards: knife   spatula   bowl   spoon   plate

**Level 3:** Label cards,   2 cues (ex: choose 2,   ex: watch me)

Demonstrate: “This is a plate, it’s not on our list. What two items do we need?”

Answer Cards: knife   spatula   bowl   spoon   plate

**Level 2:** Label answer only, unlimited cues   (ex: choose 1   ex: watch me)

Model: “The bowl and spoon are on our list. Which two items do we need?”

Answer Card: bowl and spoon

*Note: Remember to move order of answer cards so correct answer is not always in first position.*

# 4th Grade Reading

## Question 3: S3C2PO2

**Level 5:** Place answer cards down in front of student. "Give me the ones that show cracking the egg and pour into bowl?" Do not label answer cards.

Answer Cards: mixing all items    cracking the egg    pour into bowl

**Level 4:** Label cards, single cue (ex: choose 2)

Elaborate: "Which ones show cracking egg and pouring into bowl?"

Answer Cards: mixing all items    cracking the egg    pour into bowl

**Level 3:** Label cards, 2 cues    (ex: choose 2    ex: watch me)

Demonstrate: "This one is showing mixing all items. Which ones show cracking egg and pouring into bowl?"

Answer Cards: mixing all items    cracking the egg    pour into bowl

**Level 2:** Label answer only, unlimited cues    (ex: choose 1    ex: watch me)

Model: "This is cracking egg and pour into bowl. Which ones show cracking egg and pour into bowl?"

Answer Card: cracking egg and pour into bowl

*Note: Remember to move order of answer cards so correct answer is not always in first position.*

## RECIPE: Pumpkin Muffins

### INGREDIENTS:

1. 2 c. pumpkin
2. 3 c. flour
3. ½ tsp. All-Spice
4. 1 c. sugar
5. 1 egg

### ITEMS YOU WILL NEED:

1. Pan (muffin tin)
2. bowl
3. spoon
4. measuring cups
5. \_\_\_\_\_

### DO THIS:

1. Put 2 cups of pumpkin into bowl
2. Add flour and sugar
3. Mix in All-Spice
4. Crack egg and put into bowl
5. Mix all items
6. Put into muffin pan
7. Bake 325° for 10-12 minutes

# 4th Grade Math

## Question 1: S2C1PO7

**Level 5:** Show student prompt card: *How Dee Spends Her Day*.. Place answer cards down in front of student. "What color on the circle graph represents school?" Do not label answer cards.

Answer Cards: pink yellow green

**Level 4:** Label cards, single cue (ex: choose 1)

Elaborate: "Which color means school?"

Answer Cards: pink yellow green

**Level 3:** Label cards, 2 cues (ex: choose 1 ex. watch me)

Demonstrate: "Green means play. Which color means school?"

Answer Cards: pink yellow green

**Level 2:** Label answer only, unlimited cues (ex: choose 1 ex: watch me)

Model: "Yellow means school. Which one means school?"

Answer Card: yellow

*Note: Remember to move order of answer cards so correct answer is not always in first position.*

# 4th Grade Math

## Questions 2: S2C1PO7

**Level 5:** Look at graph: *How Dee Spends Her Day*. Place answer cards down in front of student. "Which activity did Dee do the most?" Do not label answer cards.

Answer Cards: school sleeping playing

**Level 4:** Label cards single cue (ex: choose 1)

Elaborate: "How did Dee spend most of her time?"

Answer Cards: school sleeping playing

**Level 3:** Label cards, 2 cues (ex: choose 1 ex: watch me)

Demonstrate: "Dee spent three hours playing. How did she spend most of her day?"

Answer Cards: school sleeping playing

**Level 2:** Label answer only, unlimited cues (ex: choose 1 ex: watch me)

Model: "Dee spent most of her time sleeping. How did Dee spend most of her time?"

Answer Card: sleeping

*Note: Remember to move order of answer cards so correct answer is not always in first position.*

## 4th Grade Math

### Question 3: S2C1PO7

**Level 5:** Show student graph. Place answer cards down in front of student. “How many hours in total did Dee spend at school and playing?” Do not label answer cards.

Answer Cards: 6 13 9

**Level 4:** Label cards, single cue (ex: choose 1)

Elaborate: “Add the hours Dee spent at school and playing.”

Answer Cards: 6 13 9

**Level 3:** Label cards, 2 cues (ex: choose 1 ex: watch me)

Demonstrate: “Dee spent 3 hrs playing and 5 hours doing other. Add the hours Dee spent at school and playing.”

Answer Cards: 6 13 9

**Level 2:** Label answer only, unlimited cues (ex: choose 1 ex: watch me)

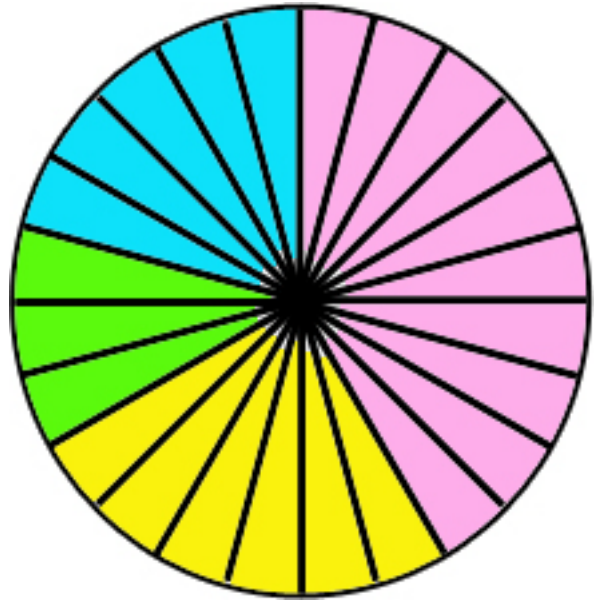
Model: “Dee spent 1, 2, 3, 4, 5, 6 hours at school and 1, 2, 3 playing. 9 hours total. How much time did Dee spend at school and playing?”

Answer Card: 9

*Note: Remember to move order of answer cards so correct answer is not always in first position.*

## How Dee Spent Her Day

Number of hours	Activity
10	sleep
6	school
3	play
5	other





# 4<sup>th</sup> Grade Science

## Question 1: S4C1PO1

**Level 5:** Place answer cards down in front of student. “What part on the bird helps it eat?” Do not label answer cards.

Answer Cards: beak feet wing

**Level 4:** Label cards, single cue (ex: choose 1)

Elaborate: “Which one helps the bird eat?”

Answer Cards: beak feet wing

**Level 3:** Label cards, 2 cues (ex: choose 1 ex: watch me)

Demonstrate: “Wings help the bird fly. Which one helps the bird eat?”

Answer Cards: beak feet wing

**Level 2:** Label answer only, unlimited cues (ex: choose 1 ex: watch me)

Model: “The beak helps the bird eat. Which one helps the bird eat?”

Answer Card: beak

*Note: Remember to move order of answer cards so correct answer is not always in first position.*

# 4<sup>th</sup> Grade Science

## Question 2: S4C1PO1

**Level 5:** Place answer cards down in front of student. “What does a bear use to smell with?” Do not label answer cards.

Answer Cards: eyes ears nose

**Level 4:** Label cards, single cue (ex: choose 1)

Elaborate: “Which one does the bear smell with?”

Answer Cards: eyes ears nose

**Level 3:** Label cards, 2 cues (ex: choose 1 ex: watch me)

Demonstrate: “The eyes help the bear see. Which one does the bear smell with?”

Answer Cards: eyes ears nose

**Level 2:** Label answer only, unlimited cues (ex: choose 1 ex: watch me)

Model: “The bear smells with its nose. Which one does the bear smell with?”

Answer Card: nose

*Note: Remember to move order of answer cards so correct answer is not always in first position.*

## 4<sup>th</sup> Grade Science

### Question 3: S4C1PO1

**Level 5:** Place answer cards down in front of student. “What part on the fish helps it swim?” Do not label answer cards.

Answer Cards: eyes fins mouth

**Level 4:** Label cards, single cue (ex: choose 1)

Elaborate: “Which one helps the fish swim?”

Answer Cards: eyes fins mouth

**Level 3:** Label cards, 2 cues (ex: choose 1 ex: watch me)

Demonstrate: “Eyes help the fish see. Which one helps the fish swim?”

Answer Cards: eyes fins mouth

**Level 2:** Label answer only, unlimited cues (ex: choose 1 ex: watch me)

Model: “Fins help the fish swim. Which one helps the fish swim?”

Answer Card: fins

*Note: Remember to move order of answer cards so correct answer is not always in first position.*

# 4<sup>th</sup> Grade Science

## Question 4: S6C3PO5

**Level 5:** Place answer cards down in front of student. “Which symbol indicates just cloudy weather?”  
Do not label answer cards.

Answer Cards: rainy cloudy sunny

**Level 4:** Label cards, single cue (ex: choose 1)

Elaborate: “Which picture shows just cloudy weather?”

Answer Cards: rainy cloudy sunny

**Level 3:** Label cards, 2 cues (ex: choose 1 ex: watch me)

Demonstrate: “This symbol shows sunny weather. Which picture shows just cloudy weather?”

Answer Cards: rainy cloudy sunny

**Level 2:** Label answer only, unlimited cues (ex: choose 1 ex: watch me)

Model: “This one shows just cloudy weather. Which one shows just cloudy weather?”

Answer Card: cloudy

*Note: Remember to move order of answer cards so correct answer is not always in first position.*

# 4<sup>th</sup> Grade Science

## Question 5: S6C3PO5

**Level 5:** Place answer cards down in front of student. Show student card with “mittens”. “What symbol would best show the weather if you were wearing mittens?” Do not label answer cards.

Answer Cards: rainy snowy sunny

**Level 4:** Label cards, single cue (ex: choose 1)

Elaborate: “Which one shows the weather if you were wearing mittens?”

Answer Cards: rainy snowy sunny

**Level 3:** Label cards, 2 cues (ex: choose 1 ex: watch me)

Demonstrate: “You wear sunglasses when it is sunny. Which one shows the weather if you were wearing mittens?”

Answer Cards: rainy snowy sunny

**Level 2:** Label answer only, unlimited cues (ex: choose 1 ex: watch me)

Model: “This is the picture of the weather if you were wearing mittens. Which one shows the weather if you were wearing mittens?”

Answer Card: snowy

*Note: Remember to move order of answer cards so correct answer is not always in first position.*

# 4<sup>th</sup> Grade Science

## Question 6: S6C3PO5

**Level 5:** Place answer cards down in front of student. Show student card with “raincoat and umbrella”. “What symbol would best show the weather if you were wearing these items on?” Do not label answer cards.

Answer Cards: snowy      sunny      rainy

**Level 4:** Label cards, single cue (ex: choose 1)

Elaborate: “If you had a raincoat and umbrella, what most likely would the weather be?”

Answer Cards: snowy      sunny      rainy

**Level 3:** Label cards, 2 cues      (ex: choose 1    ex: watch me)

Demonstrate: “If you wore sunglasses the weather most likely would be sunny. If you had a raincoat and umbrella, what most likely would the weather be?”

Answer Cards: snowy      sunny      rainy

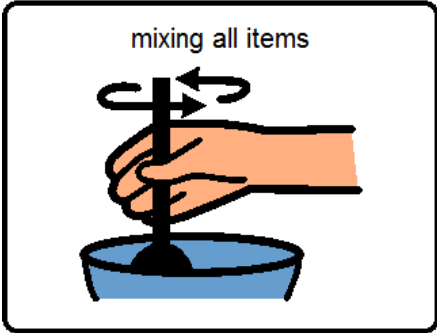


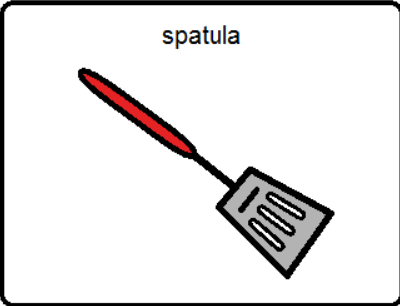

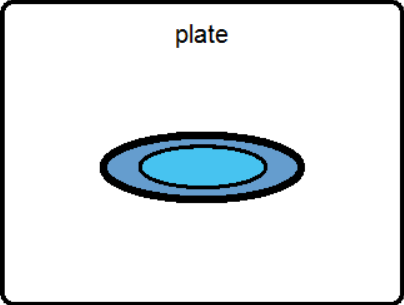
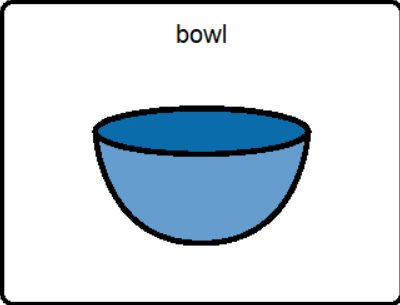



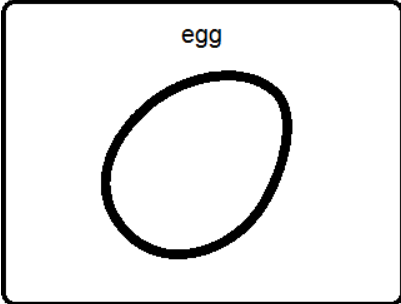
**Level 2:** Label answer only, unlimited cues      (ex: choose 1    ex: watch me)

Model: “If you had a raincoat and umbrella the weather would be rainy. What would the weather be?”

Answer Card: rainy

*Note: Remember to move order of answer cards so correct answer is not always in first position.*


*\*These scripts match as closely as possible to the videos, and can be revised.*



sleep



school



play



13

13


9

9

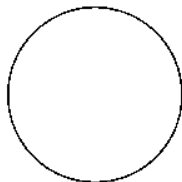
6

6


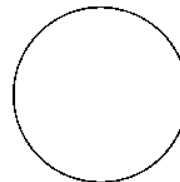
yellow



green



pink



mittens




raincoat and umbrella






fins




wing



ear



mouth




beak




eye



eye



feet



nose



*These visual representations were created in BoardMaker.*