

# 3<sup>rd</sup> Grade Reading

## Question 1: S1C1PO4

**Level 5:** Show picture of street. Place answer cards down in front of student. “Which one is an abbreviation for **street?**” Do not label answer cards.

Answer Cards: St. Sat. Str.

**Level 4:** Label cards, single cue (ex: hand out)

Elaborate: “Give me the card that shows the short word for street.”

Answer cards: St. Sat. Str.

**Level 3:** Label cards, 2 cues (ex: hand out, ex: watch me)

Demonstrate: “This is the short word for Saturday. Give me the short word for street.”

Answer cards: St. Sat. Str.

**Level 2:** Label answer only, unlimited cues (ex: hand out, ex: watch me)

Model: “This is the short word for street. Give me the short word for street.”

Answer card: St.

(Hand out-is extending hand with the expectation that student will give you answer card.)

*Note: Remember to move order of answer cards so correct answer is not always in first position.*

# 3<sup>rd</sup> Grade Reading

## Question 2: S3C1PO1

**Level 5:** Read story to student. Place answer cards down in front of student. “What is the main idea of this text?” Do not label answer cards.

Answer Cards:    selling lemonade            buying candy            earning money

**Level 4:** Label cards    Single cue (ex: hand out)

Elaborate: “What is this story about?”

Answer Cards:    selling lemonade            buying candy            earning money

**Level 3:** Label cards,    2 cues (ex: hand out,    ex: watch me)

Demonstrate: “This story is not about buying candy. What is this story about?”

Answer Cards:    selling lemonade            buying candy            earning money

**Level 2:** Label answer only, unlimited cues    (ex: hand out,    ex: watch me)

Model: “This story is about selling lemonade. What is this story about?”

Answer Card:    selling lemonade

*Note: Remember to move order of answer cards so correct answer is not always in first position.*

# 3<sup>rd</sup> Grade Reading

## Question 1: S2C1PO1

**Level 5:** Place answer cards down in front of student. "In the story, what did Anna do first?" Do not label answer cards.

Answer Cards: put up a table                  buy candy                  squeeze lemons

**Level 4:** Label cards, single cue (ex: hand out)

Elaborate: "What did Anna do first in the story?"

Answer Cards: put up a table                  buy candy                  squeeze lemons

**Level 3:** Label cards, 2 cues      (ex: hand out      ex: watch me)

Demonstrate: "Anna bought candy last. What did Anna do first in the story?"

Answer Cards: put up a table                  buy candy                  squeeze lemons

**Level 2:** Label answer only, unlimited cues      (ex: hand out      ex: watch me)

Model: "Anna put up a table first. What did Anna do first in the story?"

Answer Card: put up a table

*Note: Remember to move order of answer cards so correct answer is not always in first position.*

# 3<sup>rd</sup> Grade Reading

## Question 1: S2C1PO2

**Level 5:** Place answer cards down in front of student. “Who is the main character in this story?” Do not label answer cards.

Answer Cards: Anna          summer          lemons

**Level 4:** Label cards, single cue          (ex: hand out)

Elaborate: “Give me the main character in this story.”

Answer Cards: Anna          summer          lemons

**Level 3:** Label cards, 2 cues          (ex: hand out    ex: watch me)

Demonstrate: “Lemons are not a main character in this story. Who is the main character in this story?”

Answer Cards: Anna          summer          lemons

**Level 2:** Label answer only, unlimited cues          (ex: hand out    ex: watch me)

Elaborate: “Anna is the main character in this story. Who is the main character in this story?”

Answer Card: Anna

*Note: Remember to move order of answer cards so correct answer is not always in first position.*

## My Lemonade Stand



Every Friday in the summer, Anna would set up a lemonade stand.

First she had to put up a table. Then she set up all the cups.



She liked to squeeze the lemons into the jug.



Her favorite part was taking the money



she earned and going to the candy store to buy a gum drop!

# 3<sup>rd</sup> Grade Math

## Question 1: S1C1PO12

**Level 5:** Place answer cards down in front of student. “Which picture shows half of a pizza?” Do not label answer cards.

Answer Cards:  $\frac{1}{2}$  whole  $\frac{1}{3}$

**Level 4:** Label cards, single cue (ex: hand out)

Elaborate: “Give me the picture of half of the pizza.”

Answer Cards:  $\frac{1}{2}$  whole  $\frac{1}{3}$

**Level 3:** Label cards, 2 cues (ex: hand out ex: choose 1)

Demonstrate: “This is a whole pizza. Give me the picture of half of the pizza.”

Answer Cards:  $\frac{1}{2}$  whole  $\frac{1}{3}$

**Level 2:** Label answer only, unlimited cues (ex: hand out ex: watch me)

Model: “This picture shows half of a pizza. Give me the picture of half of the pizza.”

Answer Card:  $\frac{1}{2}$

*Note: Remember to move order of answer cards so correct answer is not always in first position.*

# 3<sup>rd</sup> Grade Math

## Questions 2: S1C1PO1

**Level 5:** Place answer cards down in front of student. "Which one is number 23?" Do not label answer cards.

Answer Cards: 23    13    27

**Level 4:** Label cards    single cue (ex: hand out)

Elaborate: "Give me number 23."

Answer Cards: 23    13    27

**Level 3:** Label cards, 2 cues    (ex: hand out    ex: watch me)

Demonstrate: "This is number 27. Give me number 23."

Answer Cards: 23    13    27

**Level 2:** Label answer only, unlimited cues    (ex: hand out    ex: watch me)

Model: "This is number 23. Give me number 23."

Answer Card: 23

*Note: Remember to move order of answer cards so correct answer is not always in first position.*

## 3<sup>rd</sup> Grade Math

### Question 3: S1C1PO15

**Level 5:** Place answer cards down in front of student. “Which coin is a dime?” Do not label answer cards.

Answer Cards: dime    quarter    penny    nickel

**Level 4:** Label cards, single cue (ex: hand out)

Elaborate: “Give me the dime.”

Answer Cards: dime    quarter    penny    nickel

**Level 3:** Label cards, 2 cues    (ex: hand out    ex: choose 1)

Demonstrate: “This is a quarter. Give me the dime.”

Answer Cards: dime    quarter    penny    nickel

**Level 2:** Label answer only, unlimited cues    (ex: hand out    ex: choose 1)

Model: “This is a dime. Give me the dime.”

Answer Card: dime

*Note: Remember to move order of answer cards so correct answer is not always in first position.*



# 3<sup>rd</sup> Grade Math

## Question 4: S4C1PO4

**Level 5:** Place answer cards down in front of student. “Which shape is a triangle?” Do not label answer cards.

Answer Cards: triangle   square   rectangle   octagon

**Level 4:** Label cards, single cue (ex: hand out)

Elaborate: “Give me the triangle.”

Answer Cards: triangle   square   rectangle   octagon

**Level 3:** Label cards, 2 cues    (ex: hand out    ex: choose 1)

Demonstrate: “This is a square. Give me the triangle.”

Answer Cards: triangle   square   rectangle   octagon

**Level 2:** Label answer only, unlimited cues    (ex: hand out    ex: choose 1)

Model: “This is a triangle. Give me the triangle.”

Answer Card: triangle

*Note: Remember to move order of answer cards so correct answer is not always in first position.*

# 3<sup>rd</sup> Grade Math

## Question 5: S4C 4PO8

**Level 5:** Place answer cards down in front of student. “Which pencil is about 3 inches long?” Do not label answer cards.

Answer Cards: 3” 2” 1”

**Level 4:** Label cards, single cue (ex: hand out)

Answer Cards: 3” 2” 1”

Elaborate: “Give me the pencil that is about 3 inches long.”

**Level 3:** Label cards, 2 cues (ex: hand out ex: choose 1)

Demonstrate: “This pencil is about one inch. Give me the pencil that is about three inches.”

Answer Cards: 3” 2” 1”

**Level 2:** Label answer only, unlimited cues (ex: hand out ex: choose 1)

Model: “This pencil is about three inches. Give me the pencil that is about three inches.”

Answer Card: 3”

*Note: Remember to move order of answer cards so correct answer is not always in first position.*

*\*These scripts match as closely as possible to the videos, and can be revised.*

23

23

13

13

27

27

half



whole



penny



nickel



dime







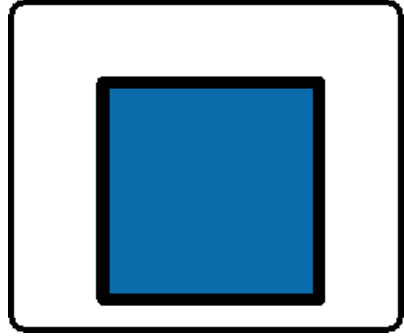
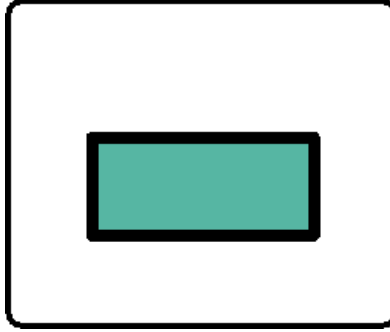

quarter

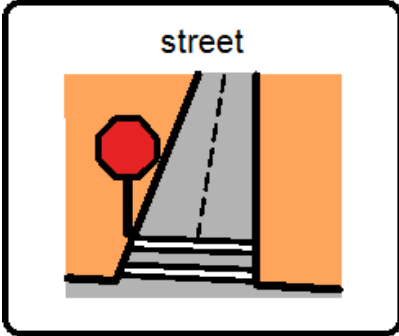


Squeeze lemons

summer




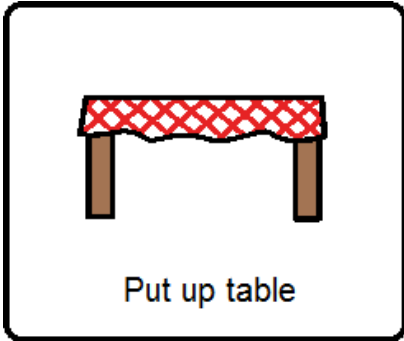

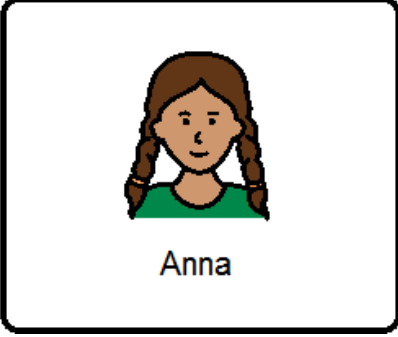
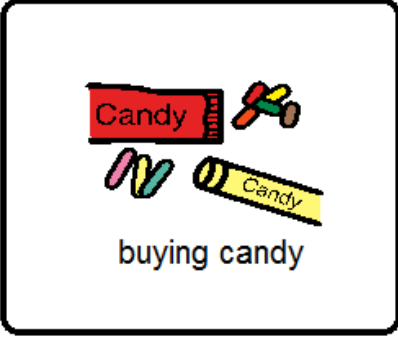




St.

Sat.

Str.



*These visual representations were created in BoardMaker.*