



# Yearly Changes in Special Education (SPED) around COVID-19

Chris Brown, Director of Operations

SEAP

June 8, 2021



# Definitions (1 of 3)

- Disability Category—The primary disability as identified in the Individualized Education Program (IEP)
- A—Autism
- DB—Deaf-blindness
- DD—Developmental delay
- ED—Emotional disability (emotional disturbance)
- EDP—Emotional disability in private or intensive special education programs
- HI—Hearing impairment
- MD—Multiple disabilities
- MDSSI—Multiple disabilities with severe sensory impairment

## Definitions (2 of 3)

- MIID—Mild intellectual disability
- MOID—Moderate intellectual disability
- OHI—Other health impairment
- OI—Orthopedic impairment
- PSD—Preschool severe delay
- SID—Severe intellectual disability
- SLD—Specific learning disability
- SLI—Speech or language impairment
- TBI—Traumatic brain injury
- VI—Visual impairment

## Definitions (3 of 3)

- AM—American Indian
- AS—Asian American
- BL—African American
- HL—Hispanic/Latino
- MU—Multiple Races
- PI—Pacific Islander
- WH—White

# October 1 Analysis

Initial data review slides display student statuses over October 1, 2019, compared to October 1, 2020.

This information also compensates for students aging out (21-year-olds) and students transitioning in (3-year-olds), and these students are not included in any representations here when relevant to compensate for kids naturally entering and leaving SPED.



# Preface

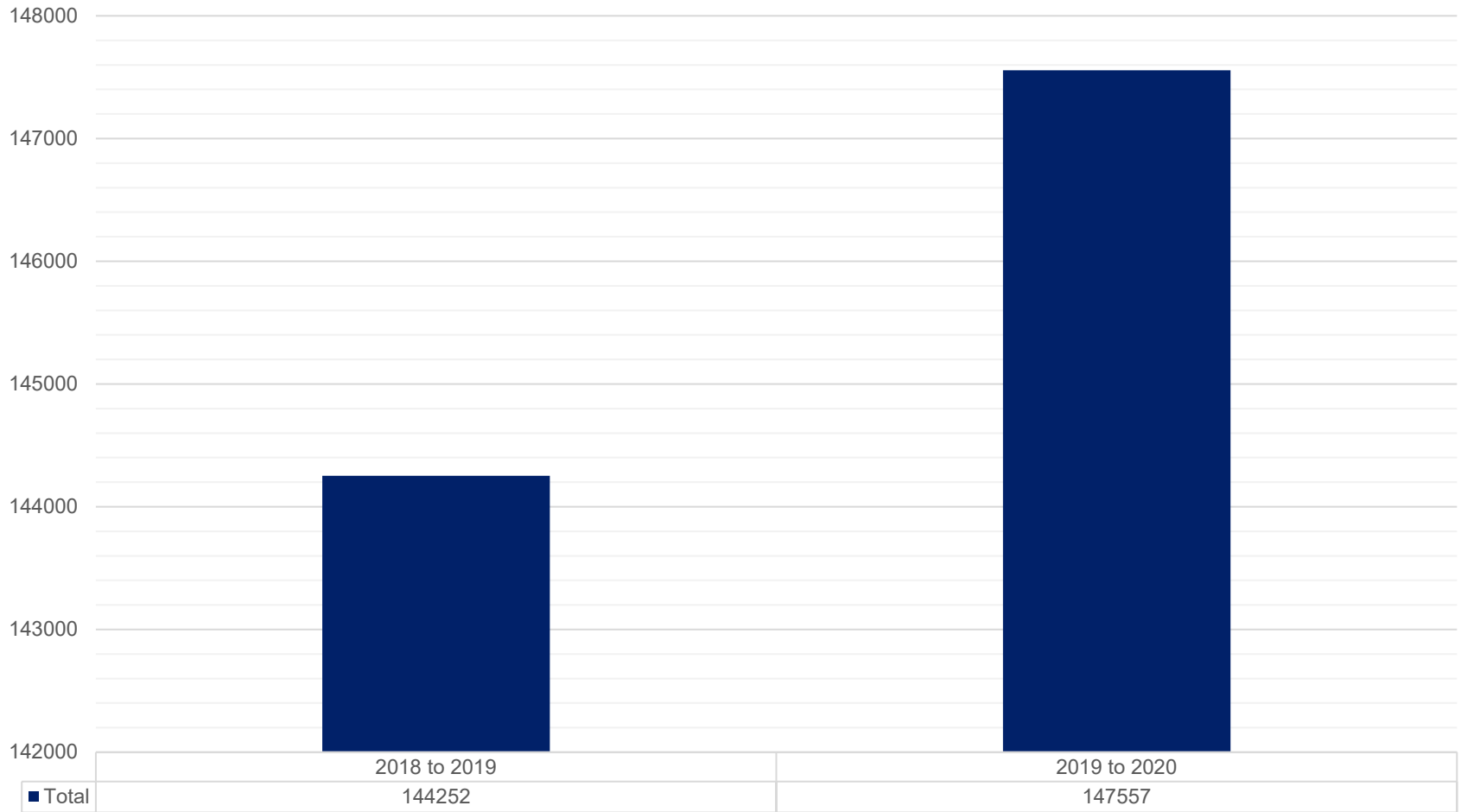
The information presented captures students in special education from one given year and then displays a scenario by the following year for students.

Example:

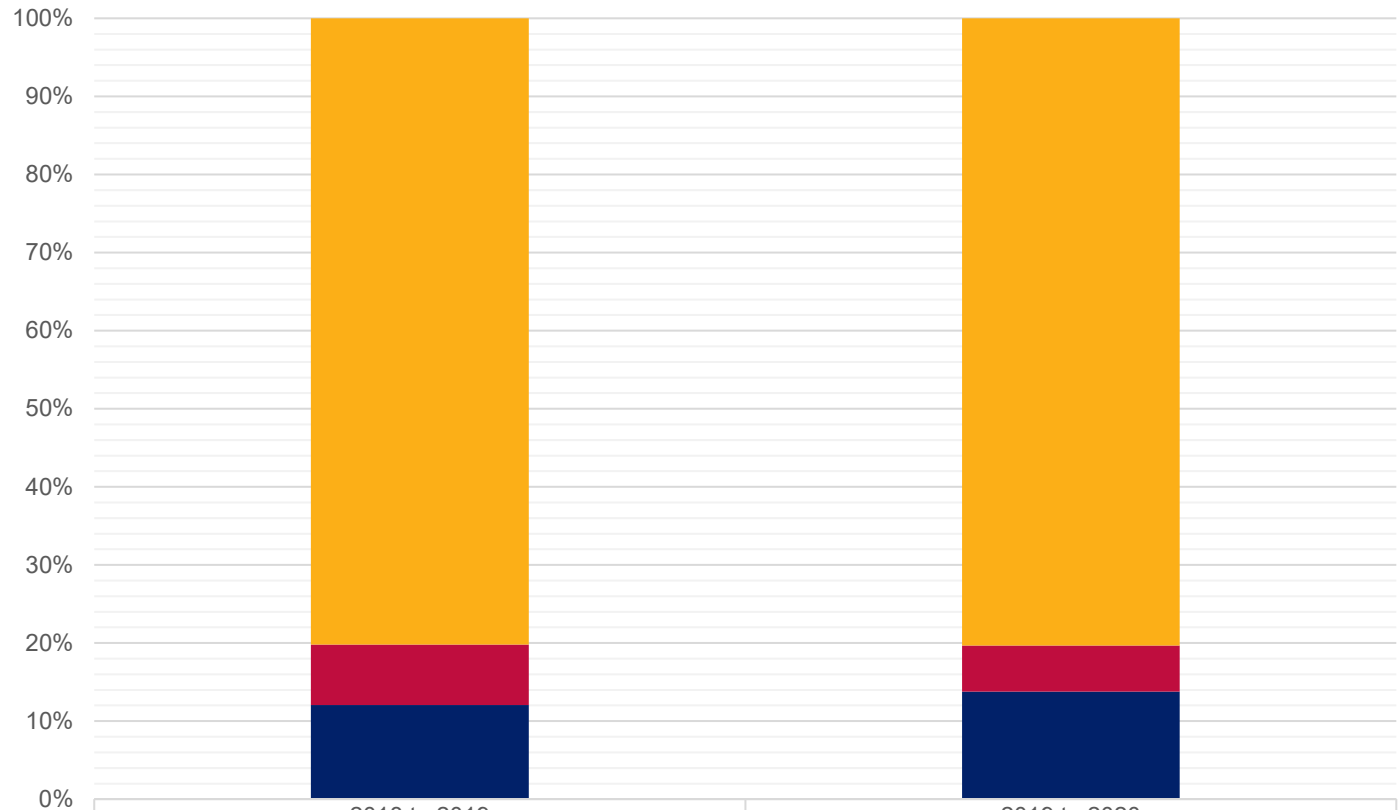
For 2019 to 2020, a student was counted on the special education October 1 in 2019 and then had an action applied for the following October 1 in 2020 (not enrolled as a use case).



# Comparison of October 1 SPED Students from October 1, 2018, to October 1, 2019, for Reference



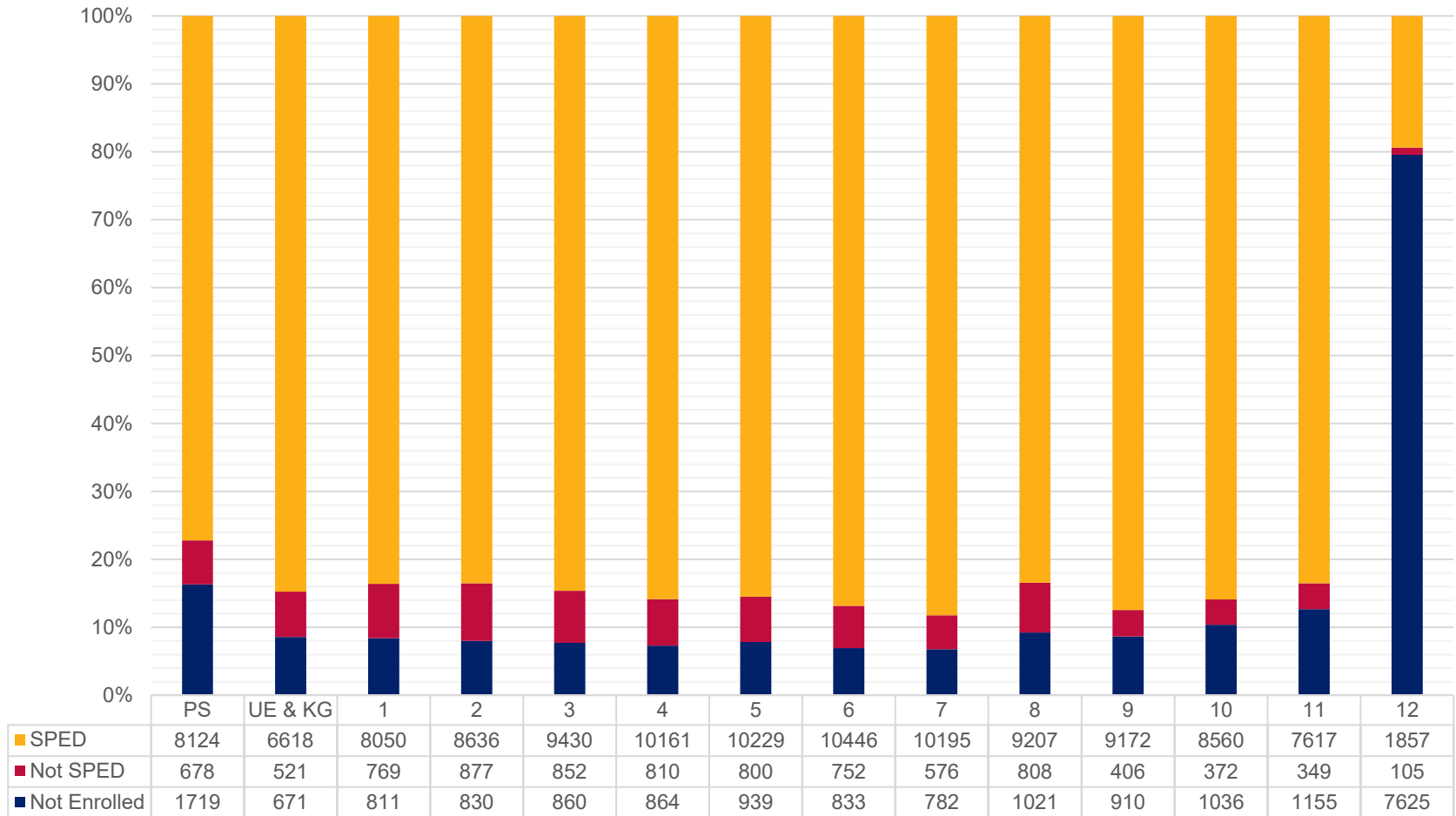
# Comparison of October 1 SPED Students from 2018 to 2020 (2-year cohorts)



	2018 to 2019	2019 to 2020
Remained Enrolled, SPED	115654	118530
Remained Enrolled, Not SPED	11224	8677
No Longer Enrolled	17374	20350

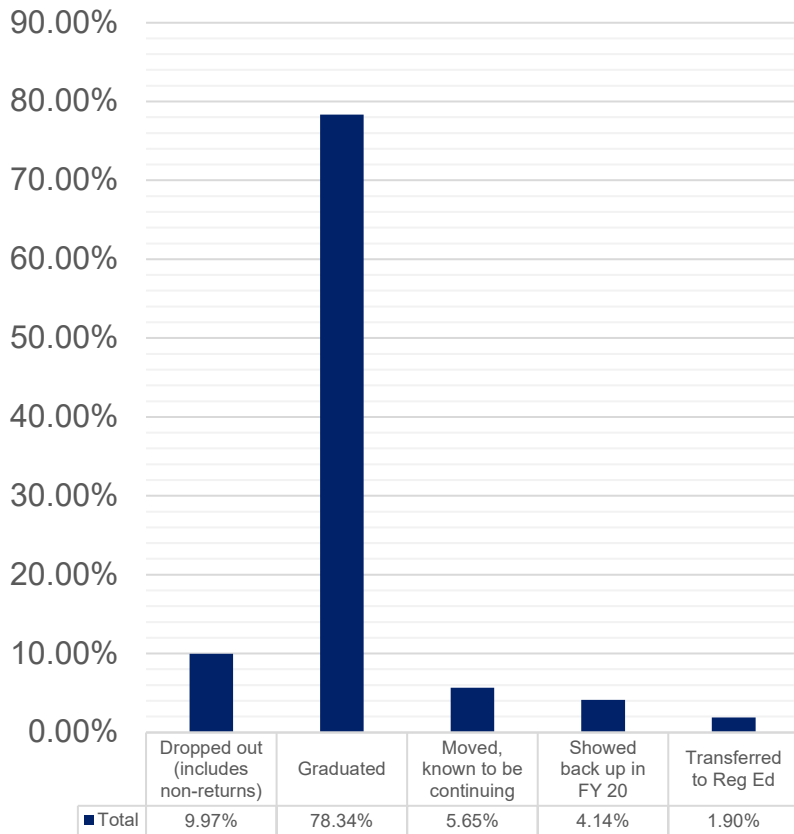


# Current Status of Students Enrolled in SPED in the Prior Year by Grade (100% Scaled)

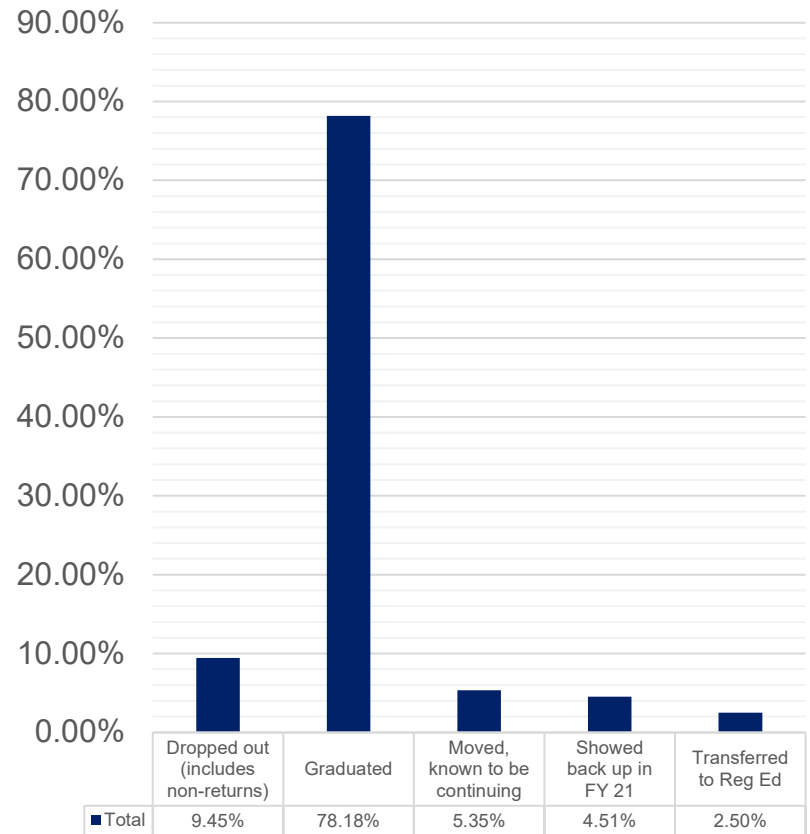


# Students Enrolled in 12<sup>th</sup> Grade then Exited Details for 2018 to 2020

## 2018 – 2019

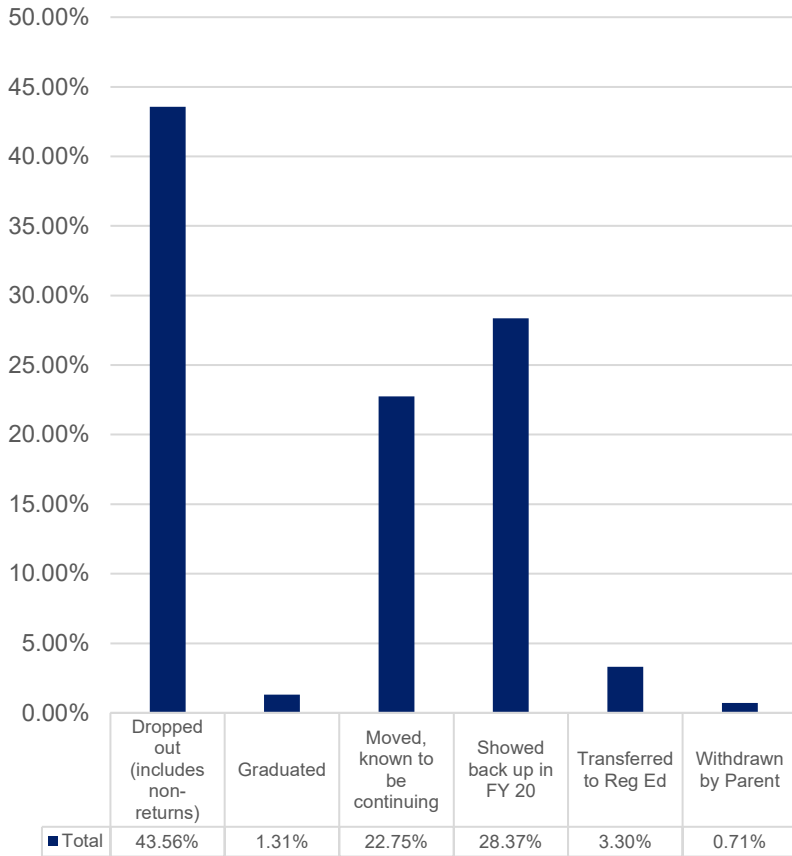


## 2019 – 2020

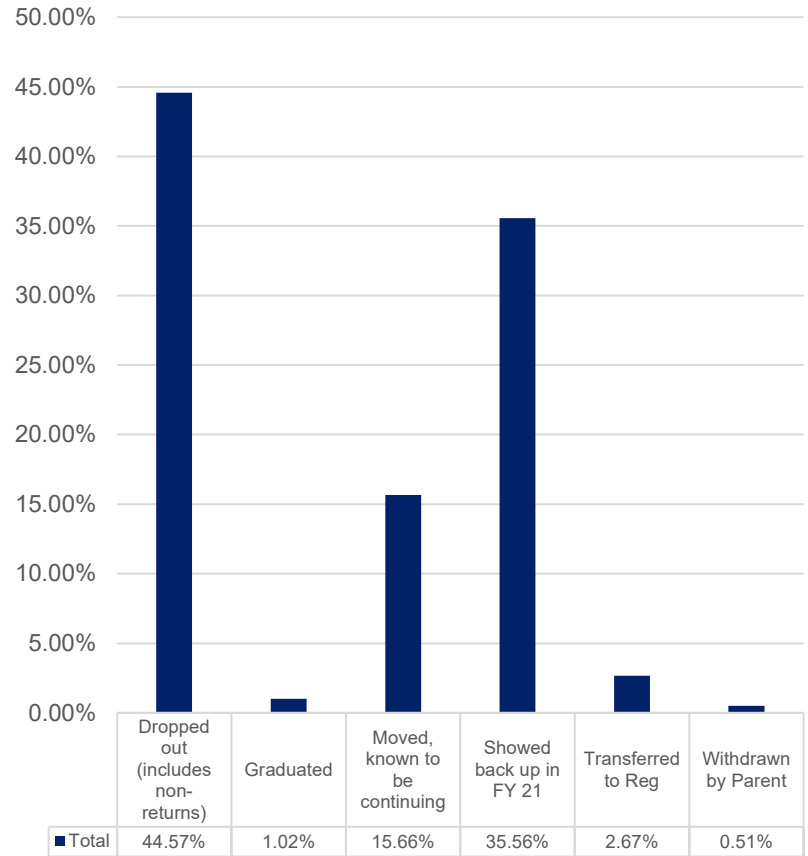


# Students Enrolled in Preschool to 11<sup>th</sup> Grade then Exited Details for 2018 to 2020

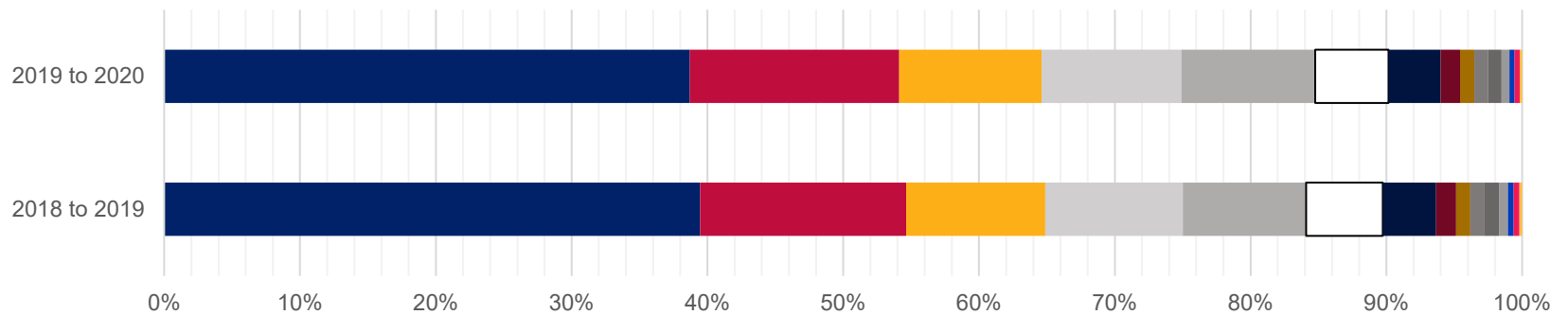
2018 - 2019



2019 - 2020

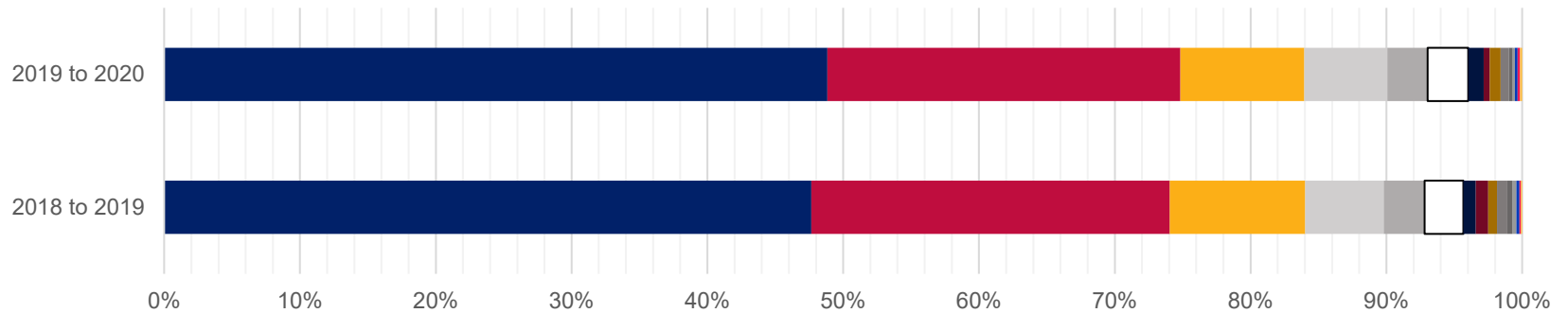


# Students Enrolled SPED Continuing in SPED the Following Year by Disability from 2018 to 2020 (100% Scaled)



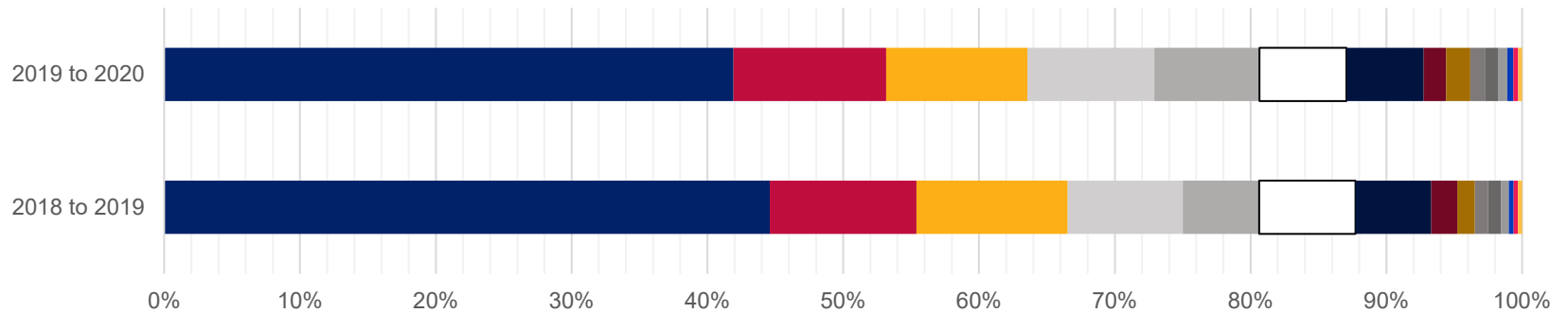
	2018 to 2019	2019 to 2020
■ SLD	45642	45875
■ SLI	17553	18269
■ A	11847	12446
■ DD	11719	12177
■ OHI	10489	11696
□ MIID, MOID, SID	6519	6391
■ ED	4540	4568
■ PSD	1709	1671
■ EDP	1211	1253
■ HI	1231	1207
■ MD	1256	1165
■ DB, MDSSI	732	693
■ VI	492	452
■ OI	479	450
■ TBI	235	217

# Students No Longer on an IEP and in SPED the Prior Year by Disability from 2018 to 2020 (100% Scaled)



	2018 to 2019	2019 to 2020
■ SLI	5348	4237
■ SLD	2964	2256
■ DD	1119	792
■ OHI	648	531
■ A	338	256
□ ED	320	260
■ PSD	104	98
■ EDP	103	40
■ HI	72	69
■ MIID, MOID, SID	85	52
■ VI	39	26
■ MD	36	13
■ OI	24	18
■ DB, MDSSI	13	16
■ TBI	11	13

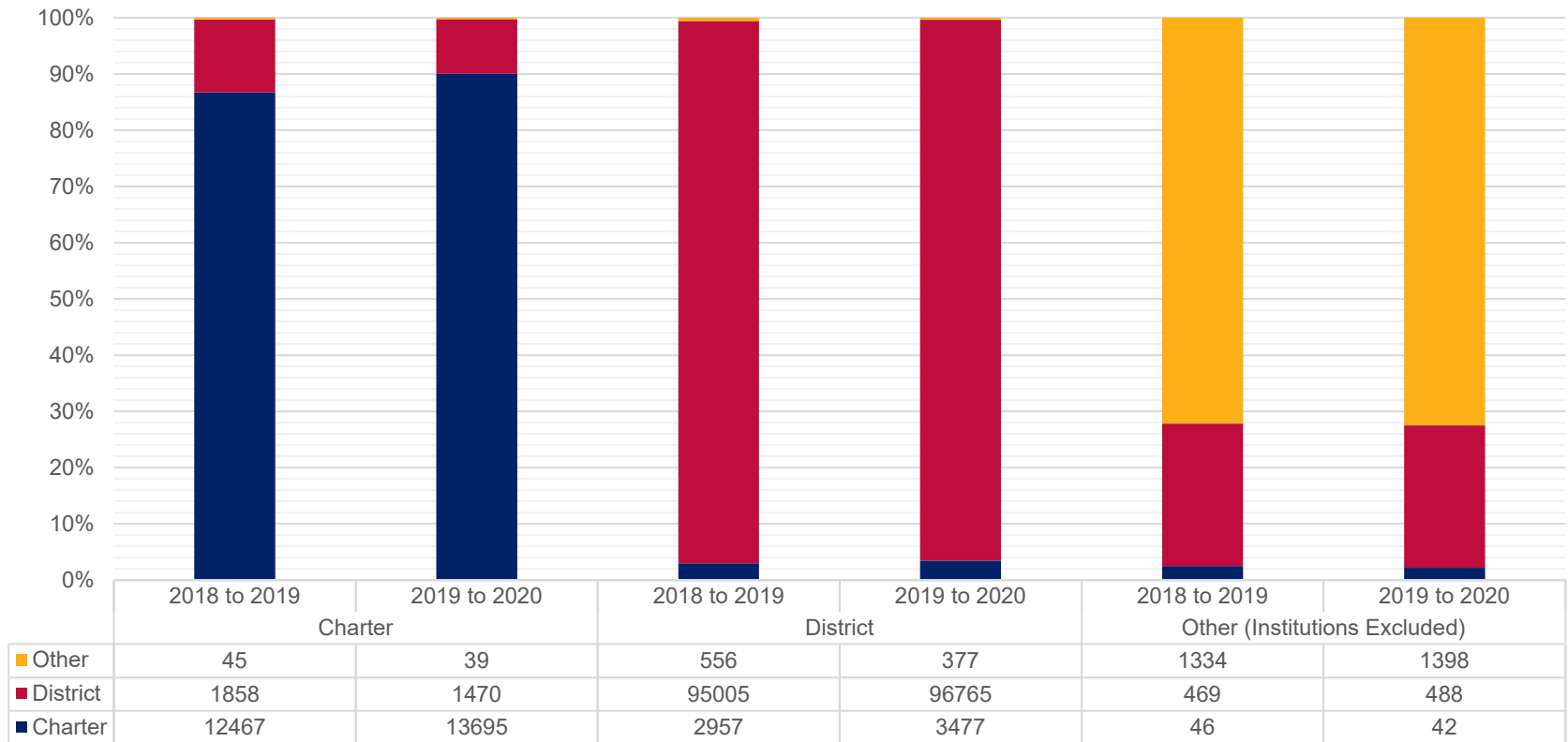
# Students No Longer Enrolled and in SPED the Prior Year by Disability from 2018 to 2020 (100% Scaled)



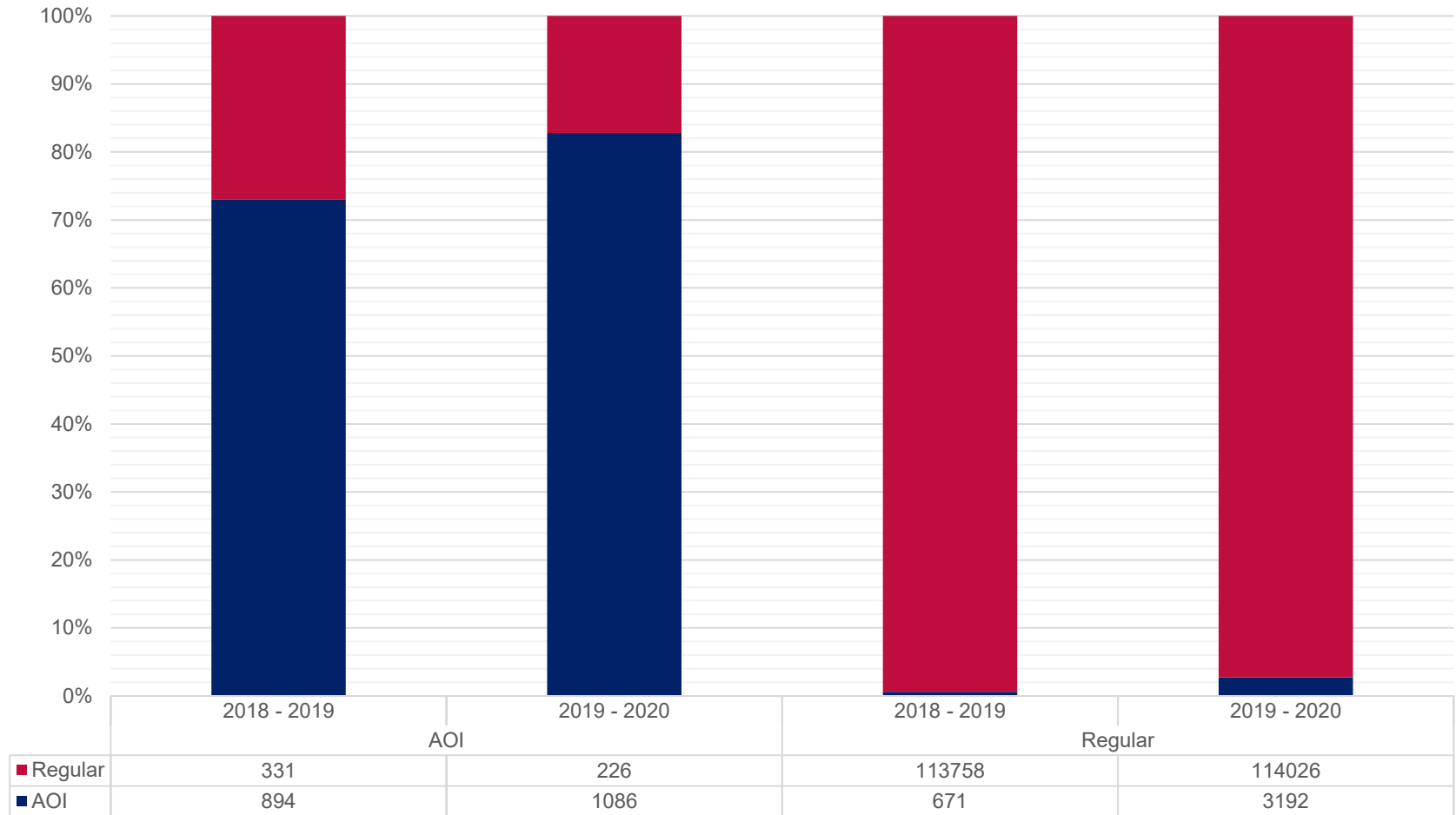
	2018 to 2019	2019 to 2020
■ SLD	7749	8530
■ A	1877	2287
■ OHI	1934	2116
■ SLI	1473	1906
■ DD	974	1576
□ ED	1233	1303
■ MIID, MOID, SID	970	1155
■ EDP	334	335
■ PSD	224	364
■ MD	167	221
■ HI	171	200
■ DB, MDSSI	95	133
■ VI	63	93
■ OI	57	72
■ TBI	53	59

# Enrolled SPED Students and Shifts between School Types (100% Scaled)

Rows are Prior Year School, Columns are Current Year between a two year span.

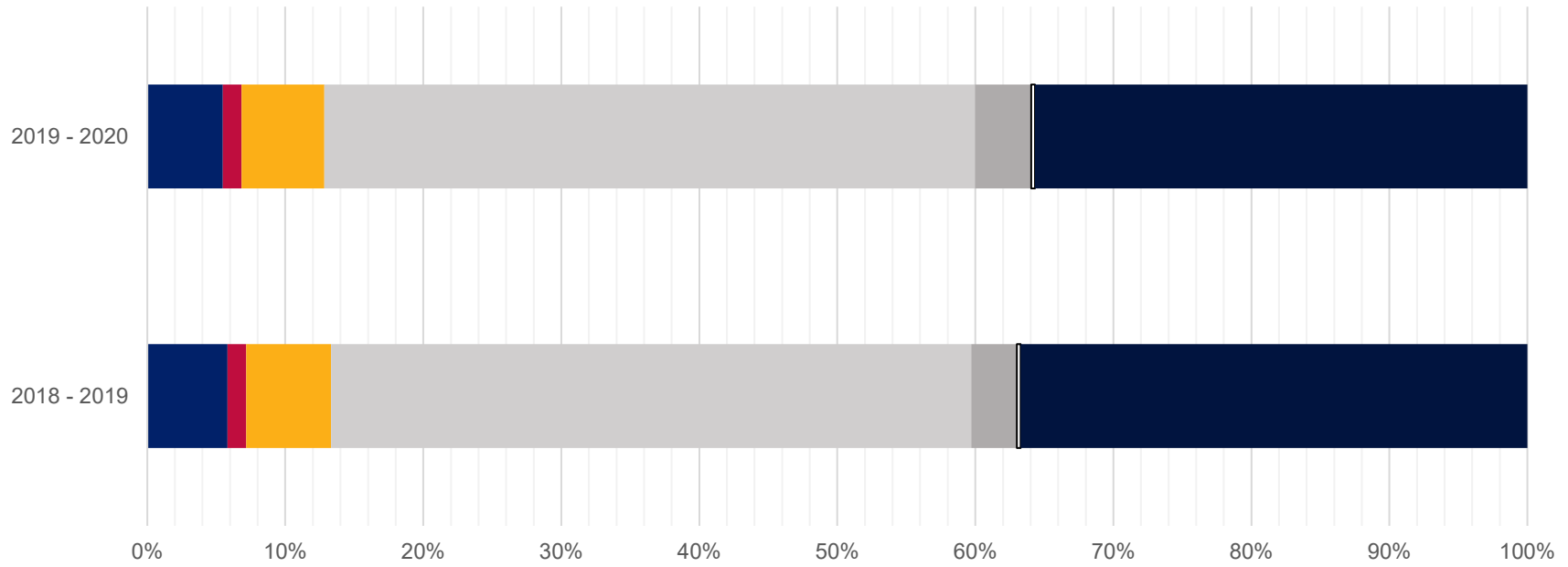


# Enrolled SPED Students and Shifts Between AOI/Regular Schools (100% Scaled)



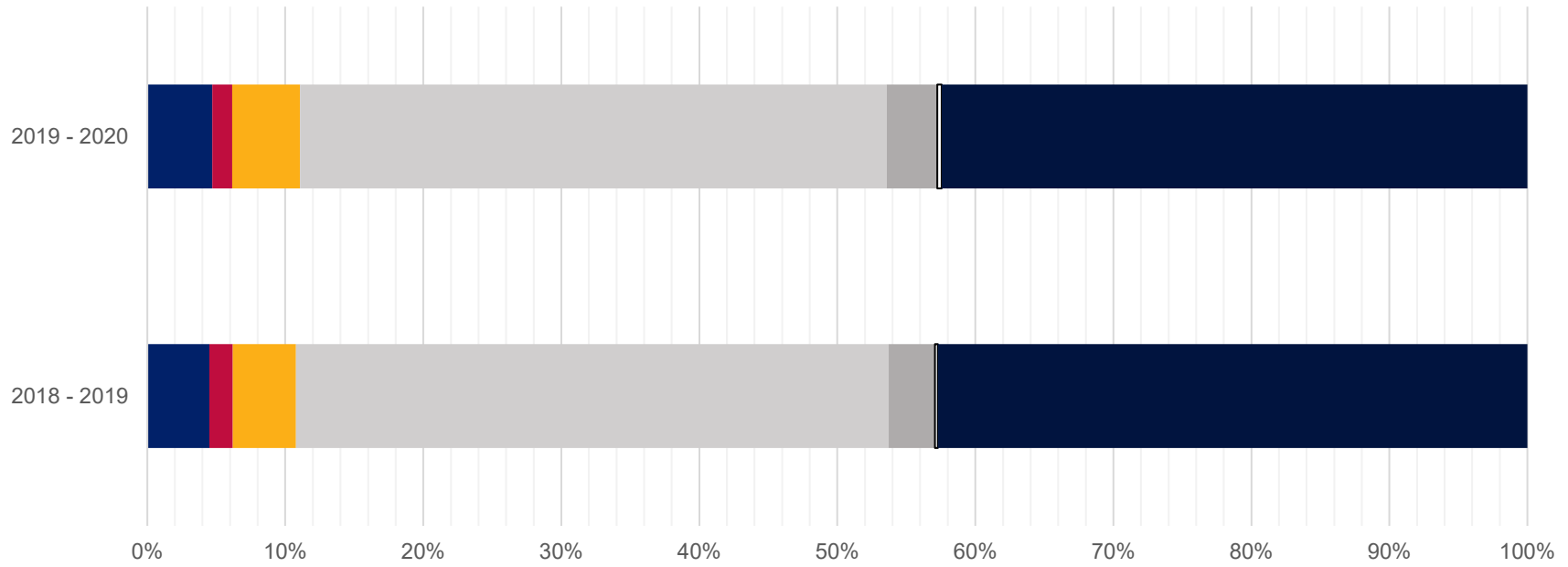


# Students Enrolled in SPED Continuing in SPED the Following Year by Race/Ethnicity from 2018 to 2020 (100% Scaled)



	2018 - 2019	2019 - 2020
AM	6728	6496
AS	1555	1597
BL	7119	7103
HL	53646	55897
MU	3829	4821
PI	318	325
WH	42459	42291

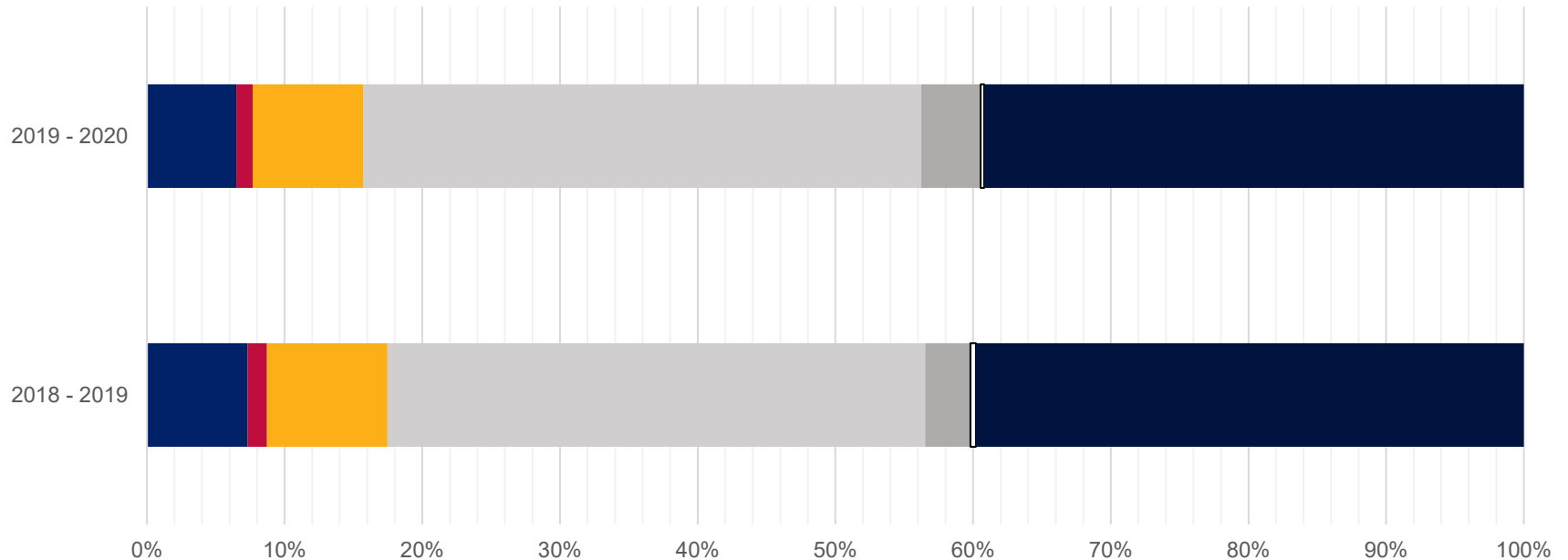
# Students No Longer on an IEP and in SPED the Prior Year by Race/Ethnicity from 2018 to 2020 (100% Scaled)



	2018 - 2019	2019 - 2020
AM	506	409
AS	189	125
BL	514	427
HL	4820	3688
MU	377	317
PI	23	29
WH	4795	3682



# Students No Longer Enrolled and in SPED the Prior Year by Race/Ethnicity from 2018 to 2020 (100% Scaled)



	2018 - 2019	2019 - 2020
■ AM	1271	1320
■ AS	243	242
■ BL	1520	1642
■ HL	6785	8237
■ MU	573	881
□ PI	69	52
■ WH	6913	7976

# Upcoming Items

- Month-by-month review of placement changes from when COVID-19 began until end of school year 2020–2021
- Different socioeconomic data correlation review
- Review against students moving into other systems within the state
- Potential other requests of evaluations

Thank you for your time!

